



Europäisches Patentamt
European Patent Office
Office européen des brevets



(11) **EP 1 665 944 A1**

(12) **EUROPEAN PATENT APPLICATION**
published in accordance with Art. 158(3) EPC

(43) Date of publication:
07.06.2006 Bulletin 2006/23

(51) Int Cl.:
A41D 25/02 (1968.09)

(21) Application number: **04772943.9**

(86) International application number:
PCT/JP2004/013261

(22) Date of filing: **06.09.2004**

(87) International publication number:
WO 2005/023033 (17.03.2005 Gazette 2005/11)

(84) Designated Contracting States:
DE ES FR GB IT

(72) Inventors:
• **Sato, Norikazu**
Ohta-ku,
Tokyo 146-0091 (JP)
• **Sato Kikai Kabushiki Kaisha**
Ohtaku
Tokyo 143-0002 (JP)

(30) Priority: **05.09.2003 JP 2003354345**

(74) Representative: **Kensett, John Hinton**
Saunders & Dolleymore,
9 Rickmansworth Road
Watford,
Hertfordshire WD18 0JU (GB)

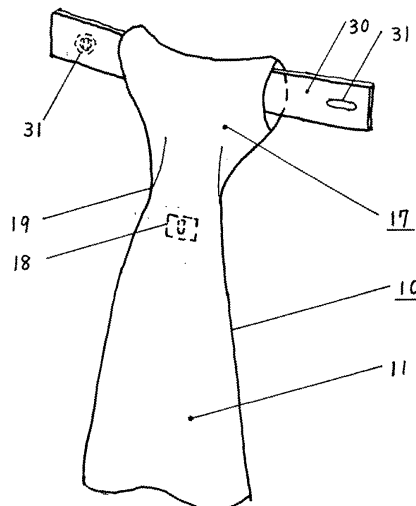
(71) Applicants:
• **Sato, Norikazu**
Ohta-ku,
Tokyo 146-0091 (JP)
• **Sato Kikai Kabushiki Kaisha**
Ohtaku
Tokyo 143-0002 (JP)

(54) **NECKTIE, SHIRT, BUTTON, AND NAPKIN**

(57) A necktie is preformed with a knot or knot like section which is adapted to be attached to the collar of a shirt by a fastening means that can be separated from the necktie body and can be attached to the shirt collar to cause the necktie to be suspended. Such an entirely new type of necktie can be used by one irrespective of age and sex.

Use of the fastening means makes fitting easy and makes nil the sense of oppression around the neck area. Only a minor change made to an ordinary necktie allows this new necktie to be manufactured inexpensively and to be washed while retaining its shape. A necktie is thus provided that can be returned easily to the state of an ordinary necktie and that is not different in appearance from an ordinary necktie.

FIG.12



EP 1 665 944 A1

Description

Technical Field

[0001] The present invention relates to providing a necktie, shirt and button and napkin which utilize a fastening means to give rise to a variety of advantages such as that it can easily be worn or fitted and that there is no sense whatever of oppression around the neck area fitted with it.

Background Art

[0002] A necktie as a male's accessory that displays an expression of such as its wearer's taste, character, social status or emotion is an extremely important ware that has been used since the early nineteenth century. However, fitting or tying a necktie is hard if it is inexperienced. In addition, oppression around the neck area during its fitting restrains emission of the body heat and at the same time detriments flow of the blood, causing some to get the stiffness in the shoulders, and its improvements have thus come to be desired. Also, the knot in the conventional necktie when tied and its wider flap section beneath the knot are discontinuous in pattern and design, marring its appearance.

[0003] Accordingly, in order to facilitate fitting there has hitherto been proposed a necktie 1 as shown in Fig. 1 as Example 1 which is preformed with a knot 2 having a shape into which it is tied. A string 3 is passed through the knot 2 in the form of a circle and is hung around the neck and its one end 3a is pulled to tighten the circle. However, this prior art does not eliminate oppression around the neck area in fitting either and, if the end 3a of the string 3 is pulled intensively, even a suffocation may be brought about. Also, with a narrower flap section of the necktie tied in a layer on the collar of a shirt, the body heat is hard to escape so that it is stifling especially in the summer season. There are further the shortcomings that having a specialized maker form the knot 2 raises the manufacturing cost and that the knot 2 soiled most easily with sweat tends to absorb much water when washed and then is hard to dry and tends to lose its shape.

[0004] There has also been proposed a necktie 1 as shown in Fig. 2 as Example 2 which to facilitate its fitting is preformed with a knot 2 having a shape into which it is tied, the knot 2 including a nipping hook (snap fitting) 4 that is nipped on the collar of a shirt to fasten the knot thereto. While this prior art is designed to eliminate the oppression around the neck area during fitting, the first button of a shirt need necessarily be then fastened and, thought it is simple to fit, considerable force is required to detach. Further, direct contact of a hook section of the nipping hook 4 with the skin easily brings about an allergic reaction. Here again, there are further the weak points that having a specialized maker form the knot 2 raises the manufacturing cost and that the knot 2 soiled most

easily with sweat tends to absorb much water when washed and then is hard to dry and tends to lose its shape.

[0005] Furthermore, both the neckties mentioned above which have been machined into the shape in which they are tied cannot be returned to the state of a normal necktie. Also, with the knot made in a complicated way of tying, the problem of pattern discontinuity has been met in both types of neckties, impairing their appearances.

[Patent Literature 1] JP P 2002-317321 A

[Patent Literature 2] JP UM 3,012,134 A

Disclosure of the Invention

[0006] It is accordingly an object of the present invention to provide a necktie which with the use of a fastening means has many advantages including those that it can be easily fitted and detached, it does not require the first button of a shirt to be fastened, it makes oppression around the neck area nil, it requires only a minor change to be made on an ordinary necktie to allow it to be manufactured inexpensively, it can be washed and can retain its shape if washed and it can be returned easily to the state of an ordinary necktie.

[0007] In order to achieve the object mentioned above, there is provided in accordance with the present invention as set forth in claim 1 a necktie which comprises an uncut, unseparated, undrilled and otherwise unmachined tie body that is formed with a knot or knot like section, the knot or knot like section being adapted to be attached to the collar of a shirt by a fastening means to cause the tie body to be suspended.

[0008] According to this makeup in which the necktie is not wound around the neck, the necktie can be easily fitted and detached while making the oppression around the neck area nil.

[0009] There is provided in accordance with the present invention as set forth in claim 2 a necktie as set forth in claim 1, characterized in that the tie body is folded along a crease between a wider and a narrower flap section thereof so that the rear surfaces of the said sections face with each other, edges of the said narrower flap section in the vicinity of the crease are folded about a longitudinal center line to form a reduction of area there and then edges of the said wider flap section are folded to wrap the said reduction of area therewith in the vicinity of the said crease and secured together to form a constriction there, thereby forming the said knot like section between the said constriction and the said crease. This makeup provides a necktie that is not wound around the neck and that is without the knot (but with a knot like section).

[0010] There is provided in accordance with the present invention as set forth in claim 3 a necktie as set forth in claim 2, characterized in that the said reduction

of area is formed by folding the said narrower flap section from its front side to its rear side or vice versa.

[0011] There is provided in accordance with the present invention as set forth in claim 4 a necktie as set forth any one of claims 1 to 3, characterized in that a shaping element is inserted in the said knot or knot like section. This shaping element allows the necktie to be neatly shaped.

[0012] There is provided in accordance with the present invention as set forth in claim 5 a necktie as set forth in any one of claims 1 to 4, characterized in that the said knot like and wider flap sections are continuous and have a pattern, design or ornament applied thereto on their surfaces. In an ordinary necktie, the knot and the wider flap section of the tie body beneath it are not continuous in surfaces and hence a pattern or the like cannot be shown continuously from the knot. However, this can be made possible in accordance with the present invention.

[0013] There is provided in accordance with the present invention as set forth in claim 6 a necktie as set forth in claim 4, characterized in that the tie body is tied around the said shaping element and the said fastening means to form the said knot section as in an ordinary necktie, the said knot section being adapted to be attached to the collar of the shirt. This makeup provides a necktie which though not wound around the neck, is not different in appearance from an ordinary necktie.

[0014] There is provided in accordance with the present invention as set forth in claim 7 a necktie as set forth in claim 1 or claim 4, characterized in that the tie body is tied in an ordinary manner to form a knot together with a neck encircling section which is then pulled into the said knot to form the said knot like section, the said knot like section being adapted to be attached to the collar of the said shirt by the said fastening means. A necktie is thus provided that like a necktie as set forth in claim 6 is not different in appearance from an ordinary necktie.

[0015] There is provided in accordance with the present invention as set forth in claim 8 a necktie as set forth in claim 7, characterized in that the said knot like section comprises the said normally tied knot and a part of the said neck encircling section above it.

[0016] There is provided in accordance with the present invention as set forth in claim 9 a necktie as set forth in claim 7 or claim 8, characterized in that in a region below the said knot like section of the tie body, edges of the said wider flap section are folded to wrap the said narrower flap section of the tie body therewith and then fastened together to form a further constriction below the said knot like section.

[0017] There is provided in accordance with the present invention as set forth in claim 10 a necktie as set forth in any one of claims 1 to 9, characterized in that the said fastening means is in the form of a band piece or strip passed through the said knot or knot like section, the said band piece having fastening sections at both ends thereof adapted to engage with fastening sections

which are provided on the collar of the said shirt.

[0018] There is provided in accordance with the present invention as set forth in claim 11 a necktie as set forth any one of claims 1 to 10, characterized in that the said fastening means is in the form of a band piece having fastening sections at both ends thereof adapted to engage with fastening sections which are provided on the collar of the said shirt, the said band piece having another fastening section which is adapted to engage with a further fastening section that is provided in the said knot or knot like section.

[0019] There is provided in accordance with the present invention as set forth in claim 12 a necktie as set forth in claim 10 or claim 11, characterized in that at least one of the said fastening sections on the said band piece comprises snap fasteners which are secured to the said band piece coaxially on its front and rear surfaces.

[0020] There is provided in accordance with the present invention as set forth in claim 13 a necktie as set forth in any one of claims 1 to 12, characterized in that a dimple is formed on a surface of the said wider flap section of the tie body by picking up a portion thereof from its rear surface.

[0021] There is provided in accordance with the present invention as set forth in claim 14 a necktie as set forth in any one of claims 1 to 13, characterized in that a button fastener for engaging with a shirt button on the said shirt other than its first button is provided on a rear surface of the said wider flap section or a front or rear surface of the said narrower flap section of the tie body at a position that can adjustably be varied corresponding to the position of the said shirt button. This makeup permits a button and a button fastener to serve as a substitute for a normal tie clip.

[0022] There is provided in accordance with the present invention as set forth in claim 15 a necktie as set forth in claim 14, characterized in that the said shirt button for engagement by the said button fastener is a button with a snap fastener having functions of both the button and the snap fastener.

[0023] There is provided in accordance with the present invention as set forth in claim 16 a necktie characterized by being in the form of a band piece having fastening sections at both ends thereof which are adapted to engage with fastening sections which are provided at the collar of a shirt. This necktie unlike an ordinary necktie eliminates a wider and a narrower flap section which could be a hindrance when a box or the like is carried with hands.

[0024] There is also provided in accordance with the present invention as set forth in claim 17 a bow or ribbon tie characterized by being adapted to be attached to the collar of a shirt by a fastening means connectable to the color of a shirt.

[0025] There is also provided in accordance with the present invention as set forth in claim 18 a shirt to which a necktie as set forth in any one of claims 1 to 17 is adapted to be fitted. This shirt has, for example, fastening

sections provided at its collar and a button with a snap fastener attached thereto.

[0026] There is also provided in accordance with the present invention as set forth in claim 19 a button with a snap fastener characterized by having functions of both the button and the snap fastener.

[0027] There is also provided in accordance with the present invention as set forth in claim 20 a napkin characterized by having at least one snap fastener attached thereto.

[0028] A necktie according to the present invention, of which a knot or knot like section is only arranged and required to be attached to the collar of a shirt by a fastening means, can be fitted and detached very easily. Also, since the ring of a string need not be hung around the neck area and since the first button of a shirt need not be fastened, the oppression around the neck area during fitting is made nil so that there will not be flow of the blood getting worse and not be having a stiff shoulder. Further, easily coming off if pulled by a stranger, the necktie is high in safety. Also, the body heat is easily escaped and it is cool in the summer season. Also, since it can only be done to use a simple fastening means and to form a knot like section upon forming a constriction by folding and stitching or tying with a string or to form a knot or knot like section in an ordinary tying manner, the necktie can be manufactured inexpensively. Also, formed with a knot like section simply by folding to provide a constriction in a region of a fold or crease, the necktie is continuous in pattern and excels in appearance. Further, changing the positions of the crease and the constriction allows changing the size of the knot like section and adjusting the length of the necktie when fitted. Also, separating a pair of fastening sections from each other allows the necktie to be returned to the state that it is untied and thus to be washed and to retain its shape when washed.

Brief Description of the Drawings

[0029] In the drawings,

Fig. 1 is a view illustrating the essential parts of a necktie as Example 1 in the prior art;

Fig. 2 is a view illustrating the essential parts of a necktie as Example 2 according to the prior art;

Fig. 3 is a view of development illustrating a first embodiment of the necktie according to the present invention;

Fig. 4 is a view illustrating a basic form of the first embodiment when fitted;

Fig. 5 is a rear view of Fig. 4;

Fig. 6 is a cross sectional view of Fig. 4 taken along the line V-V;

Fig. 7 is a cross sectional view of an alternative embodiment taken along the line V-V in Fig. 4;

Fig. 8 is a perspective view illustrating a shaping element inserted in a knot or knot like section in the

first to a sixth embodiment for the necktie according to the present invention;

Fig. 9 is a perspective view illustrating an alternative shaping element inserted in a knot or knot like section in the first and sixth embodiments for the necktie according to the present invention;

Fig. 10 is a perspective view illustrating a fastening means in the first and sixth embodiments;

Fig. 11 is a view illustrating a state of a shirt to which the fastening means shown in Fig. 10 is attached;

Fig. 12 is a perspective view illustrating a state that the fastening means of Fig. 10 is passed through the knot like section 17 of the necktie;

Fig. 13a is a view illustrating that the necktie of the first embodiment is fitted to a shirt;

Fig. 13b is a view illustrating the state that a collar of the shirt of Fig. 13 is turned up;

Fig. 14 is a view illustrating that a pattern is continuous in the first embodiment;

Fig. 15 is a view illustrating a shaping element and a fastening means in a second embodiment;

Fig. 16a is a front view of the necktie in the second embodiment;

Fig. 16b is a rear view of the necktie in the second embodiment;

Fig. 17a is a view illustrating that a necktie according to a third or fourth embodiment is fitted onto a shirt;

Fig. 17b is a view illustrating the state that a collar of the shirt shown in Fig. 17 is turned up;

Fig. 18a is a front view illustrating the state that a normal necktie is hand-tied;

Fig. 18b is a rear view of Fig. 17a;

Fig. 19a is a front view illustrating a necktie of the third embodiment according to the present invention;

Fig. 19b is a rear view of Fig. 19a;

Fig. 20a is a view illustrating the state that a necktie of the fourth embodiment is fitted onto a shirt;

Fig. 20b is a view illustrating the state that the collar of the shirt shown in Fig. 20a is turned up;

Fig. 21a is a front view illustrating a necktie according to the fourth embodiment;

Fig. 21b is a rear view of Fig. 21a;

Fig. 22a is a front view illustrating a necktie according to a fifth embodiment of the present invention;

Fig. 22b is a rear view of the necktie according to the fifth embodiment;

Fig. 23 is a perspective view illustrating a fastening means used in the sixth embodiment of a necktie according to the present invention;

Fig. 24 is a view illustrating the essential parts of a necktie according to the sixth embodiment;

Fig. 25a is a plan view of a band piece with a snap pair;

Fig. 25b is a front view of the band piece with the snap pair;

Fig. 26 is a view illustrating a dimple for the necktie;

Fig. 27 is a cross sectional view taken along the line VI-VI in Fig. 26;

Fig. 28a is a front view illustrating a button with a snap fastener for a shirt to be fastened to a button fastener;

Fig. 28b is a cross sectional view taken along the line VII-VII in Fig. 28a;

Fig. 29a is a view illustrating the male of a Velcro fastener attached to a stopper for narrower flap section as a part of the button fastener;

Fig. 29b is a bottom view of Fig. 29a;

Fig. 30a is a view illustrating a female of a Velcro fastener and a male snap fastener as parts of the button fastener; and

Fig. 30 is a bottom view of Fig. 30a.

Best Modes for Carrying Out the Invention

[0030] Hereinafter, the present invention will be described in detail with reference to embodiments thereof illustrated in the drawing figures.

[0031] Fig. 3 is a view of development illustrating a first embodiment of the necktie according to the present invention; Fig. 4 is a view illustrating a basic form of the first embodiment when fitted; Fig. 5 is a rear view of Fig. 4; and Fig. 6 is a cross sectional view of Fig. 4 taken along the line V-V.

[0032] A necktie 10 according to the present invention comprises a wider flap section 11 and a narrower flap section 12 and is designed to take its basic form when fitted, by folding the tie body 10 along a crease 13 between the wider and narrower flap sections 11 and 12 so that rear surfaces of these sections face each other. Also, as in an ordinary necktie, the wider flap section 11 has a stopper for narrower flap section 14 attached to a suitable rear surface area thereof for passing the narrower flap section 12 to hold the latter in place.

[0033] And, edges of the narrower flap section 12 in the vicinity of the crease 13 are folded along a longitudinal center line from its front to rear side, and if needed are tied with a string or stitched together, to form a reduction of area 15 there. In this connection, note that the reduction of area 15 may alternatively be formed by folding edges of the narrower flap section 12 along the longitudinal center line from its rear to front side. After the reduction of area 15 is formed, the tie body 10 is folded along the crease 13, and then edges of the wider flap section 11 are folded to wrap the reduction of area 15 therewith and secured together to form a constriction 19 there, thereby forming a knot like section 17 between the constriction 19 and the crease 13. In this connection, note that to secure the edges of the wider flap section 11, there is a method in which as shown in Fig. 3 the wider flap section 12 is provided on its rear surface with a pair of fastener sections 16a and 16b (e. g., made of snap fasteners, Velcro fasteners or hooks) which are adapted to be fastened together. Also, although not shown, the edges of the wider flap section 12 may be stitched together, or may be tied together with a string or scarf.

[0034] The part corresponding to the constriction 19 shown in Fig. 4 and Fig. 5 as its rear view has a cross section as shown in Fig. 6. In this connection, note that when the reduction of area 15 is formed, the narrower flap section may be doubly folded as shown in Fig. 7.

[0035] Also, a solid body 27 that is generally triangular as shown in Fig. 8 or another solid 29 which has a body section 28a that is generally triangular and a drooping section 28b as shown in Fig. 9 may, as a shaping element, be inserted in the knot like section 17 to shape it neatly. Such a shaping element may be formed with a hole 40 for passage by the fastening means.

[0036] Also, a button fastener 18 for engaging with a shirt button on a shirt other than its first button is provided on a rear surface of the wider flap section 11 or on a front or rear surface of the narrower flap section 12 at a position spaced from the constriction 19. As this button fastener 18, use may be made of a band piece with a button, a snap fastener adapted to be fitted with a snap fastener of a button with snap fastener 70 to be described later, or a button hole directly formed in the narrower flap section 12.

[0037] Fig. 10 shows a band piece or strip 30 used as the fastening means in a necktie 10 in the present embodiment. Also, Fig. 11 shows fastening sections 22 provided on the collar of a shirt 20 for engagement with those of this band piece 30. In Fig. 11, the collar 21 of the shirt is shown as turned up. Also, Fig. 12 shows the state after the band piece 30 is passed through the knot like section 17. Further, Fig. 13a shows the state that the necktie 10 of the present invention is fitted onto the shirt 20 with the fastening sections 31 engaged with the fastening section 22. Fig. 13b shows the state that the collar 21 of the shirt shown in Fig. 13a is turned up.

[0038] The necktie shown in Figs. 13a and 13b is a novel necktie which has so far never existed, in which a pattern appears as it is without discontinuing, and which excels in appearance. An example is shown in Fig. 14 in which a human head is drawn on the knot like section, continuing to its torso drawn on the wider flap section.

[0039] By the way, providing the button fastener 18 as shown in Fig. 12 keeps the necktie 10 retained on the shirt 20 if the band piece 30 is removed from the shirt 20, thus preventing the necktie 10 from falling and from getting dirty. Also, a rise of the necktie 10 can be curbed.

[0040] For the band piece 30 shown in Fig. 10, a material having some degree of stretchability and flexibility is suitable such as a rubber product, cloth or plastic. Each of the fastening sections 31 at its both ends, with consideration given to the fact that a shirt 20 to be fastened to is washed, is suitably of detachable type and may be a snap fastener, Velcro fastener, button, button hole, hook or the like. In this connection, note that the fastening sections 31 at right and left hand sides may be different in type from each other; as shown in Fig. 10, a snap fastener and a button hole may be at the left and right hand sides, respectively. Also, these fastening sections 31 are attached to the band piece 30 by means of stitching, bond-

ing, caulking or the like, and the fastening sections 22 shown in Fig. 11 are likewise attached to the shirt 20.

[0041] Thus, according to the present embodiment, fitting is very easy as mentioned above. Also, oppression around the neck area during fitting is nil, and there can not be having a deteriorated flow of the blood or stiff shoulders. Also, the body heat is easy to escape, and it is cool in the summer season. Also, since it can only be done to use a simple band piece 30 and to make a minor change to an ordinary necktie such as providing a constriction 19 and a button fastener 18, the cost of manufacture is low. Also, as it is sufficient to simply fold followed by forming a knot like section 17 by providing a constriction 19 in the vicinity of a crease 13, a necktie is provided that is continuous in pattern and excels in appearance. Further, changing the positions of the crease 13 and the constriction 19 allows the size of the knot like section 17 to be altered and the length of the necktie when fitted to be adjusted. Also, detaching a pair of fastener sections 16a and 16b from each other allows the necktie to be easily returned to the state shown in Fig. 3, namely to the developed state and hence to be washed and to retain its shape when washed. Further, if a pair of fastener sections 16a and 16b are detached, the button fastener 18 is unfastened and a reduction of area 15 is unfolded, unstitched or untied, the necktie can be returned easily to the ordinary state.

[0042] Also, in a second embodiment of the necktie according to the present invention, if as shown in Fig. 15 a band piece 30 is passed through a hole 40 of a shaping element 29 and a necktie is tied around the shaping element 29 in an ordinary manner of tying (basically such as the semi-Windsor or Windsor knot with the exception that there is no neck-encircling section), a tied form of the necktie as shown in Fig. 16a and Fig. 16b (a rear view of Fig. 16a) is obtained. And, fastening the band piece 30 to the collar of a shirt gives rise to the state shown in Fig. 17a and Fig. 17b (a rear view of Fig. 17a). Seeing Fig. 17a only will have everyone consider the necktie an ordinary necktie fitted around the neck but if the collar 21 of the shirt is turned up, the necktie is in fact as shown in Fig. 17b and is seen to be a necktie of unprecedentedly new type. Apparently unvaried from an ordinary necktie but not wound around the neck, the necktie is nil in oppression around the neck area and is refreshing when worn.

[0043] Also, as a third embodiment of the necktie according to the present invention, a necktie is shown which is tied in an ordinary tying manner (such as the semi-Windsor or Windsor knot) as shown in Fig. 18a and Fig. 18b (a rear view of Fig. 18a) and a band piece 30 is passed through a knot like section 17 including a knot 50 as shown in Fig. 19a and Fig. 19b (a rear view of Fig. 19a) and then fastened to the collar of a shirt to cause the necktie to be suspended. The necktie of Fig. 18a and 18b is tied in the ordinary manner so that its neck encircling section 51 is wound around the neck. If its narrower flap section 12 is pulled, the neck encircling section 51

is reduced in diameter and comes to be hidden in a front knot section 52 of the knot 50, resulting in the state shown in Fig. 19a and Fig. 19b (its rear view). Thus, referring to Figs. 19a and 19b, the piece band 30 is passed through a left and a right hand side knot portion 54 and 53 and then the narrower flap section 12 is pulled to pull the neck encircling section 51 into the knot 50 to form the knot like section 17. Coupling the necktie of this embodiment to the fastening sections 22 of Fig. 11 gives rise to the state shown in Figs. 17a and 17b.

[0044] Mention is next made of a necktie of novel type as shown in Figs. 20a and 20b which represents a fourth embodiment of the present invention. Fig. 20b shows the state that the collar 21 of a shirt as shown in Fig. 20a is turned up. The necktie removed from the collar of the shirt 20 as shown in these Figures is shown in Fig. 21a and Fig. 20b (a rear view of Fig. 20a). This necktie is characterized in that a section of the neck encircling section 55 is left exposed above the ordinary necktie knot 50. Thus, after the band piece 30 is passed through a left and a right hand side knot portion 54 and 53 a knot like section 17 is formed by pulling the narrower flap section 12 so as to leave a section of the neck encircling section 55 above a front knot portion 52 as shown in Figs. 21a and 21b. And, coupling the necktie of this embodiment to the fastening sections 22 of Fig. 11 gives rise to a necktie of totally new design as shown in Figs. 20a and 20b. This new type of necktie has the knot doubled into upper and lower sections which can be varied in color so that a variation in color can be enjoyed. Also, it is conceivable to decorate the upper section with a crest of a company.

[0045] Also conceivable is a necktie of unprecedented design as shown in Fig. 22a and Fig. 22b (a rear view of Fig. 22a) that represents a fifth embodiment of the present invention, in which a constriction 56 is formed below the knot like section 17 for each of the neckties of the second to fourth embodiments. Thus, referring to Figs. 16a, 16b, 19a, 19b, 21a and 21b, opposite edges of the wider flap section 11 are folded and fastened (as in a manner such as to form the constriction 19) to wrap the narrower flap section 12 therewith beneath the knot like section 17 or the knot 50 and thereby to form the constriction 56 beneath the knot like section 17 or the knot section 50. The necktie of this embodiment is not different in shape at all from an ordinary necktie which is wound around the neck, and is expected to supplant an ordinary necktie. By the way, the narrower flap section 12 may be provided on its rear surface with the button fastener 18 that is for engaging with a button on a shirt 20 other than its first button.

[0046] In a sixth embodiment of the present invention, a band piece or stripe 30 has a snap fastener, button, Velcro tape, hook or the like attached thereto as a fastener section 32a as shown in Fig. 23 and a necktie 10 has its counterpart attached thereto as a fastener section 32b as shown in Fig. 24 to cause the tie body 10 to be suspended from the collar of a shirt 20.

[0047] As mentioned above, a necktie of each of the second to sixth embodiment in which a knot 50 or knot like section 17 is made in an ordinary tying manner can be fitted simply to the collar of a shirt 20, is nil in oppression around the neck area, and is high in safety since it can come off easily if pulled by a stranger. The necktie can be returned to its original state for washing and it is especially convenient in the summer season. Above all, using this necktie saves a person the trouble of tying a necktie before going to work each day and gives rise to various advantages including that its service life can be extended. Consequently, it is believed that those disagreeable with a necktie use a necktie of the present invention willingly

[0048] Next, a band piece or strip 80 with a snap pair that is fitted with a snap fastener is shown in Fig. 25a (plan view) and Fig. 25b (front view). This band piece with snap pair 80 has at least one of its fastening sections made of a male and a female snap secured coaxially to its front and rear surfaces, there being indicated the male snap fastener, the female snap fastener and a button hole at 81, 82 and 83, respectively.

[0049] If the band piece with snap pair 80 is used for the band piece 30 for the necktie 10 shown in Fig. 12 and, as shown in Fig. 13b the necktie 10 is fitted to the shirt 20 (with a button with snap fastener 70 used for each of the fastening sections 22 in Fig. 11), the male snap fasteners 81 are supposed to lie at the right and left hand sides of the collar of the shirt 20. If these male snap fasteners 81 are used in conjunction with a napkin (having mating female snap fasteners 82) so that the female snap fasteners 82 mate with the male snap fasteners 81, one can conveniently finish eating without getting dirt on one's necktie 10 or shirt 20. Other than this example, the utilization of the button with snap fastener 70 and the band with snap pair 80 is of wide range as they can be used to fasten together and unfasten things to which they are secured, and is not only to neckties but rather to clothes in general.

[0050] Of late, it is becoming popular to setting a dimple on a necktie, which in the present invention is shown in Fig. 26. Fig. 27 is a cross sectional view taken along the line VI-VI in Fig. 26. A dimple 60 is formed beneath a knot like section 17. This is made on a surface of the wider flap section 11 by picking up a portion thereof 61 from its rear surface as shown in Fig. 27. In picking up the portion 61, stitching or clipping the wider flap section 11 or the like is conceivable.

[0051] As mentioned above, providing the button fastener 18 on a front or rear surface of the narrower flap section 12 to secure it to a button on a shirt 20 other than its first button as shown in Figs. 12, 19b and 21b can keep the necktie from falling and getting dirty while preventing a rise of the necktie. With a snap fastener used as the button fastener 18, the button with snap fastener 70 has been invented as its mating counterpart. Thus, as shown in Fig. 28a and Fig. 28b (a cross sectional view taken along the line VII-VII in Fig. 28a), the button with

snap fastener 70 is made by forming a surface of a button 71 with a dent of a diameter a little larger than that of a snap fastener 72 and pasting its surface and the bottom surface of the snap fastener 72 together with an adhesive agent. The button with snap fastener 70 may, however, be made by pasting without forming the dent on the button. And, the button with snap fastener 70 is secured to a shirt 20, using button holes 73 stitched thereto, and is fastened to the button fastener 18. The button with snap fastener 70 can be made by molding (from a material such as nylon or urea), and it is possible to manufacture the button integrally with the snap fastener in a mold.

[0052] The button with snap fastener 70 can be used to function as a tie clip. Thus, the fifth button or the like of a shirt 20 is replaced with the button with snap fastener 70 and its mating female snap fastener 82 is provided on the wider flap section 11 of a necktie as shown in Figs. 29a, 29b, 30a and 30b. However, it is difficult to fit the male and female fasteners exactly. Accordingly, Velcro tapes 41 and 42 that act as male and female are used as part of the present invention to allow the position of the female snap fastener 82 on the wider flap section 11 to be varied at will according to the position of the button with snap fastener 70. Thus, in Figs. 29a and 29b the female Velcro tape 42 is attached to the narrower flap section's stopper 14 at, e. g., the center thereof, on the wider flap section 11 by bonding or stitching. And, its mating male Velcro tape 41 as shown in Figs. 30a and 30b is attached to cloth 43 (having the female snap fastener 82, e. g., stitched thereto), by stitching or bonding. The male and female snap fasteners can be fitted exactly in position upon changing the amount of overlap of the male and female Velcro tapes 41 and 42. Snapping these male and female snap fasteners prevents the necktie from dangling and buckling as a tie clip and is fashionable and smart.

[0053] Also, making the strength of fastening by the Velcro tapes greater than that by the snap fasteners causes the necktie to come off the shirt by the snap fasteners. This is very advantageous in, e. g., in fastening a seat belt on a car, i. e., by removing the necktie from the shirt before fastening the seatbelt.

[0054] Next, as a novel necktie a band piece having fastening sections at its both ends as shown in Figs. 25a and 25b is made the necktie. The band piece is made of a material such as a rubber product or cloth and can be used with its surface colored or marked in any of a variety of ways. Having neither "wider flap section" 11 nor "narrower flap section", it is convenient in carrying goods with one's breast.

[0055] Also, while a bow tie or ribbon necktie is ordinarily used with a string wound around the neck, using the fastener means therefor makes oppression around the neck area nil.

[0056] Finally, a shirt is required which is suited with a necktie of the present invention. It is required that the shirt be provided at the collar with fastening sections and with a button with snap fastener.

Industrial Applicability

[0057] A necktie of the present invention made in the manner described in the foregoing can be used by one regardless of set and age as a novel necktie that substitutes for a conventional necktie and for a simplified necktie of detachable type.

[0058] Also, a necktie of the present invention, which the fastener means is used only to cause to be suspended below the neck of a shirt, can make oppression around the neck area nil, and its fitting and detaching can be accomplished in a several seconds. Also, the necktie can be washed easily, and excels in appearance with a pattern continuing in its knot and wider flap sections. It is comfortable if fitted on a hot summer day and has an energy saving effect, too. And, the neckties will certainly be liked by haters of neckties.

[0059] Becoming a "necktie revolution" that breaks through the fixed idea that the necktie is wound around the neck and is worrisome, a necktie according to the present invention is high in practical utility.

Claims

1. A necktie comprising an uncut, unseparated, undrilled and otherwise unmachined tie body that is formed with a knot or knot like section, the knot or knot like section being adapted to be attached to the collar of a shirt by a fastening means to cause the tie body to be suspended.
2. A necktie as set forth in claim 1, **characterized in that** the tie body is folded along a crease between a wider and a narrower flap section thereof so that the rear surfaces of said sections face with each other, edges of said narrower flap section in the vicinity of the crease are folded about a longitudinal center line to form a reduction of area there and then edges of said wider flap section are folded to wrap said reduction of area therewith in the vicinity of said crease and secured together to form a constriction there, thereby forming said knot like section between said constriction and said crease.
3. A necktie as set forth in claim 2, **characterized in that** said reduction of area is formed by folding said narrower flap section from its front side to its rear side or vice versa.
4. A necktie as set forth in any one of claims 1 to 3, **characterized in that** a shaping element is inserted in said knot or knot like section.
5. A necktie as set forth in any one of claims 1 to 4, **characterized in that** said knot like section and a or said wider flap section of the tie body are continuous and have a pattern, design or ornament applied

thereto on their surfaces.

6. A necktie as set forth in claim 4, **characterized in that** the tie body is tied around said shaping element and said fastening means to form said knot section as in an ordinary necktie, said knot section being adapted to be attached to the collar of the shirt.
7. A necktie as set forth in claim 1 or claim 4, **characterized in that** the tie body is tied in an ordinary manner to form a knot together with a neck encircling section which is then pulled into said knot to form said knot like section, said knot like section being adapted to be attached to the collar of said shirt by said fastening means.
8. A necktie as set forth in claim 7, **characterized in that** said knot like section comprises said normally tied knot and a part of said neck encircling section located above it.
9. A necktie as set forth in claim 7 or claim 8, **characterized in that** in a region below said knot like section of the tie body, edges of a or said wider flap section of the tie body are folded to wrap a or said narrower flap section of the tie body therewith and then fastened together to form a or a further constriction below said knot like section.
10. A necktie as set forth in any one of claims 1 to 9, **characterized in that** said fastening means is in the form of a band piece passed through said knot or knot like section, said band piece having fastening sections at both ends thereof adapted to engage with fastening sections which are provided on the collar of said shirt.
11. A necktie as set forth in any one of claims 1 to 10, **characterized in that** said fastening means is in the form of a band piece having fastening sections at both ends thereof adapted to engage with fastening sections which are provided on the collar of said shirt, said band piece having another fastening section which is adapted to engage with another fastening section that is provided in said knot or knot like section.
12. A necktie as set forth in claim 10 or claim 11, **characterized in that** at least one of said fastening sections on said band piece comprises snap fasteners which are secured to said band piece coaxially on its front and rear surfaces.
13. A necktie as set forth in any one of claims 1 to 12, **characterized in that** a dimple is formed on a surface of a or said wider flap section of the tie body by picking up a portion thereof from its rear surface.

14. A necktie as set forth in any one of claims 1 to 13, **characterized in that** a button fastener for engaging with a shirt button on said shirt other than its first button is provided on a rear surface of a or said wider flap section or a front or rear surface of a or said narrower flap section of the tie body at a position that can adjustably be varied corresponding to the position of said shirt button. 5
15. A necktie as set forth in claim 14, **characterized in that** said shirt button for engagement by said button fastener is a button with a snap fastener having functions of both the button and the snap fastener. 10
16. A necktie **characterized by** being in the form of a band piece having fastening sections at both ends thereof which are adapted to engage with fastening sections which are provided at the collar of a shirt. 15
17. A bow or ribbon tie **characterized by** being adapted to be attached to the collar of a shirt by a fastening means connectable to the collar of a shirt. 20
18. A shirt to which a necktie as set forth in any one of claims 1 to 17 is adapted to be fitted. 25
19. A button with a snap fastener **characterized by** having functions of both the button and the snap fastener. 30
20. A napkin **characterized by** having at least one snap fastener attached thereto. 35

35

40

45

50

55

FIG.1

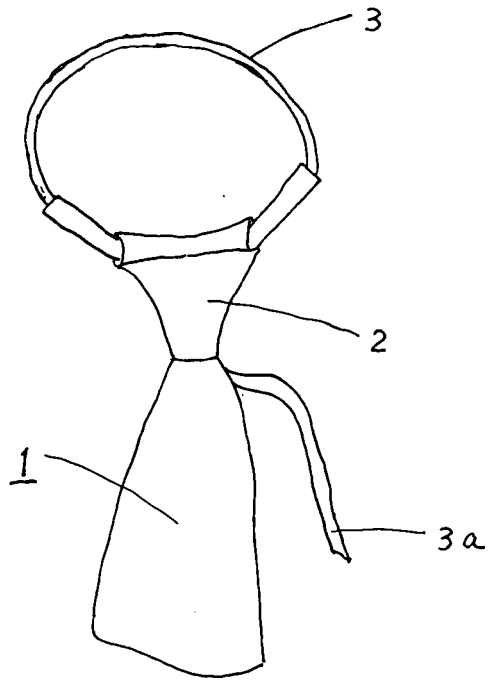


FIG.2

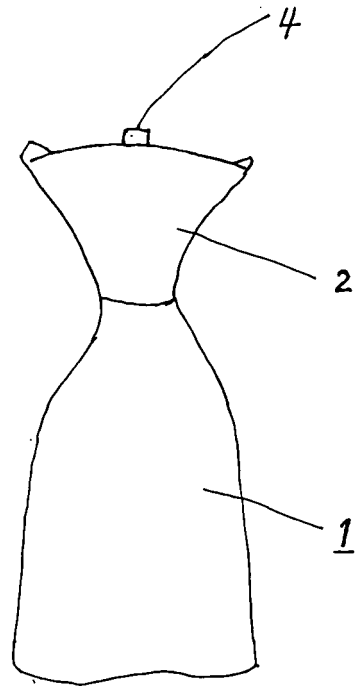


FIG. 3

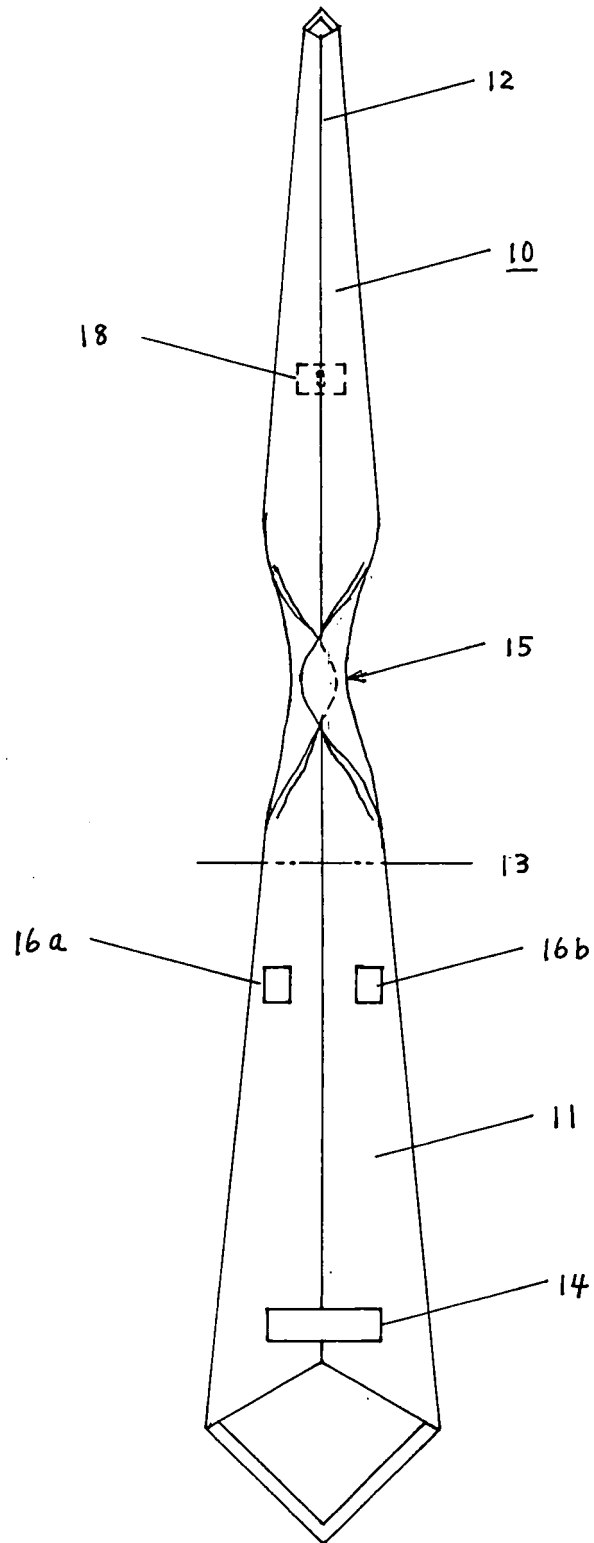


FIG. 4

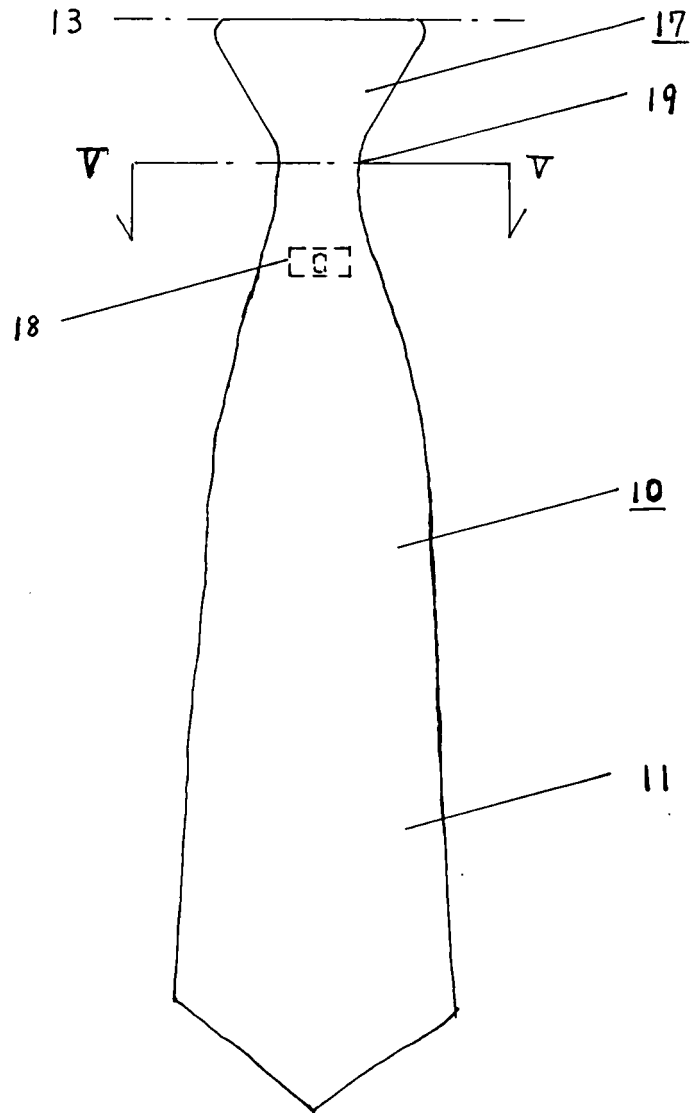


FIG. 5

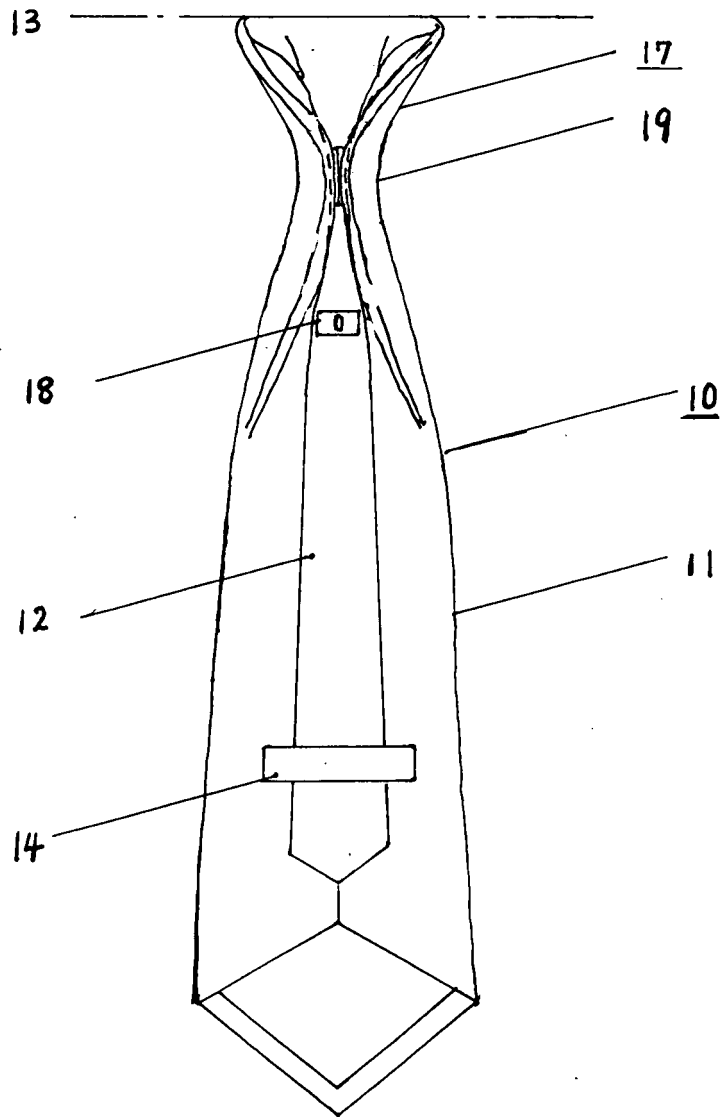


FIG.6

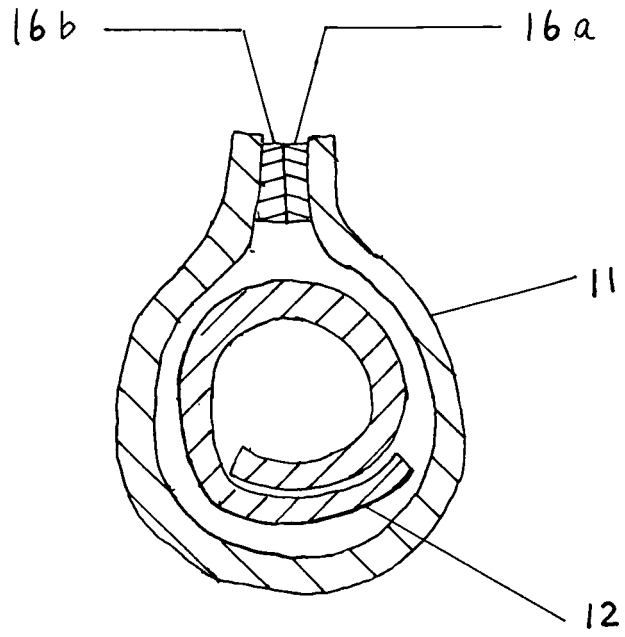


FIG.7

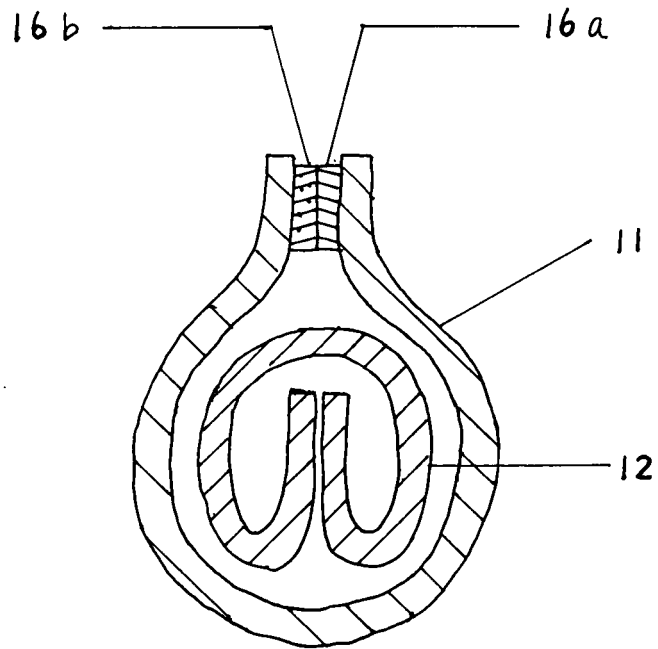


FIG. 8

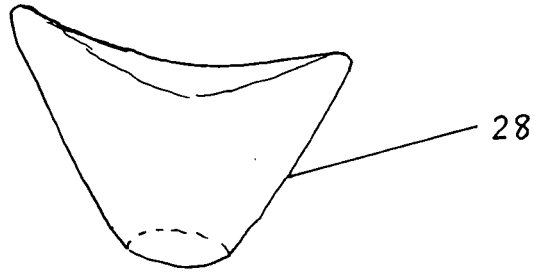


FIG. 9

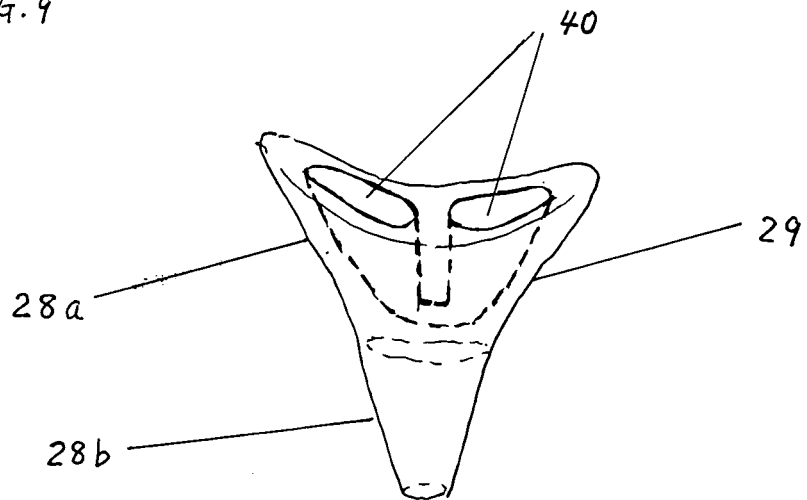


FIG.10

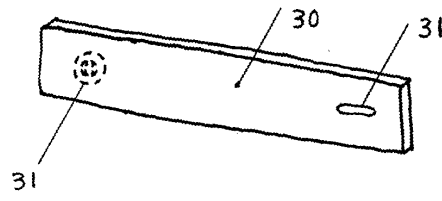


FIG.11

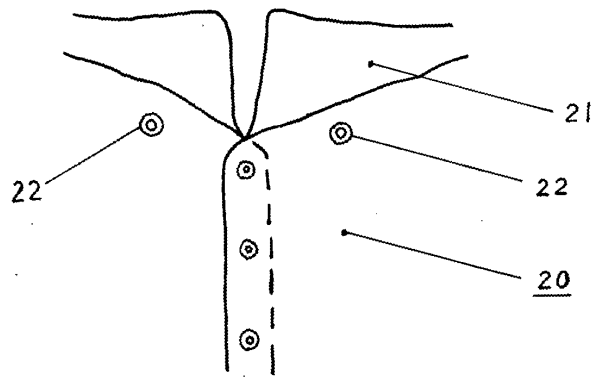


FIG.12

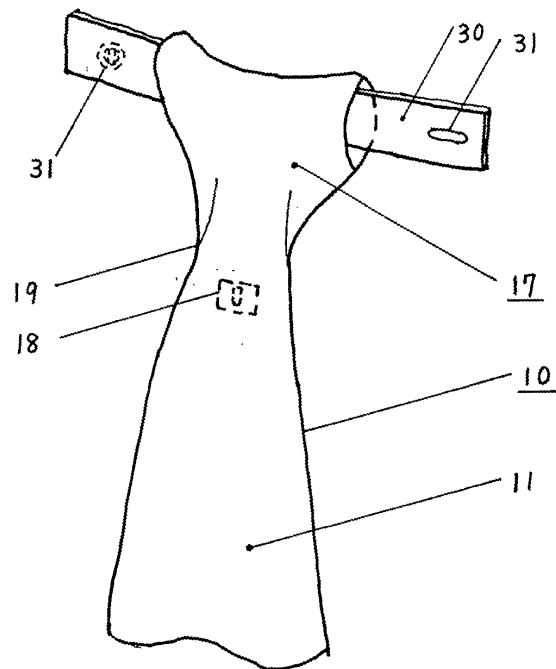


FIG. 13a




FIG. 13b

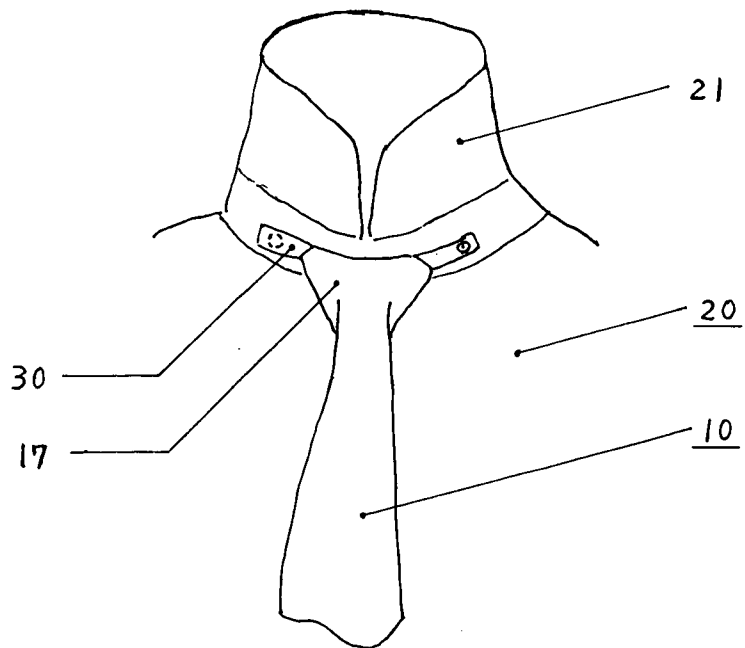


FIG.14



FIG.15

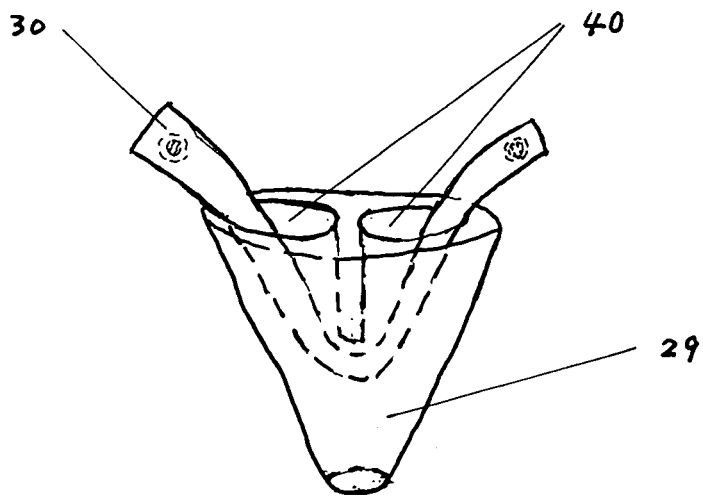


FIG. 16 a

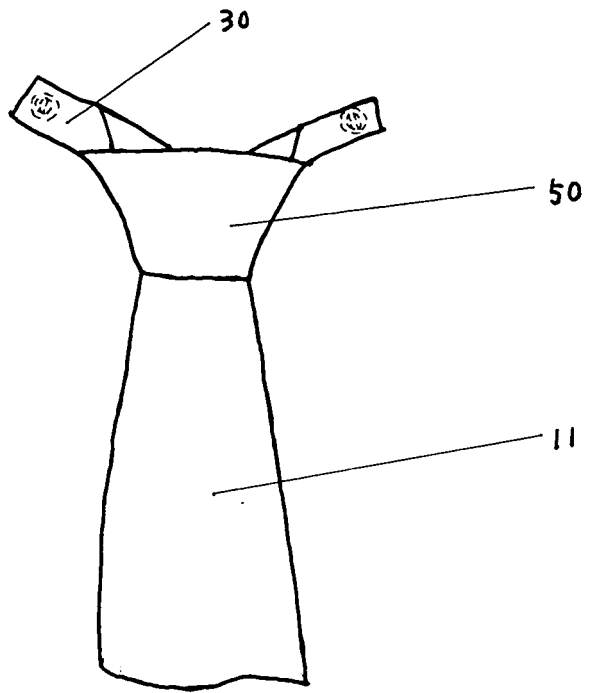


FIG. 16 b

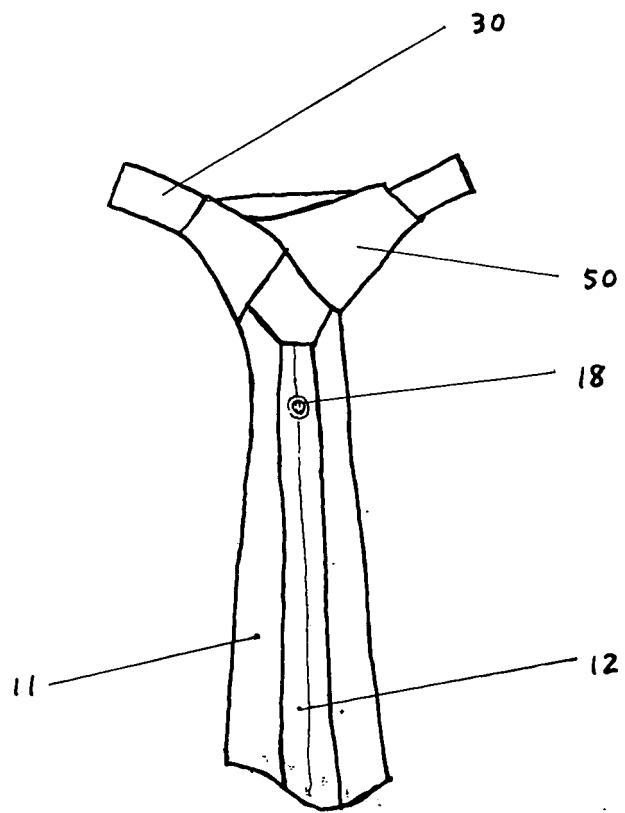


FIG.17a




FIG.17b

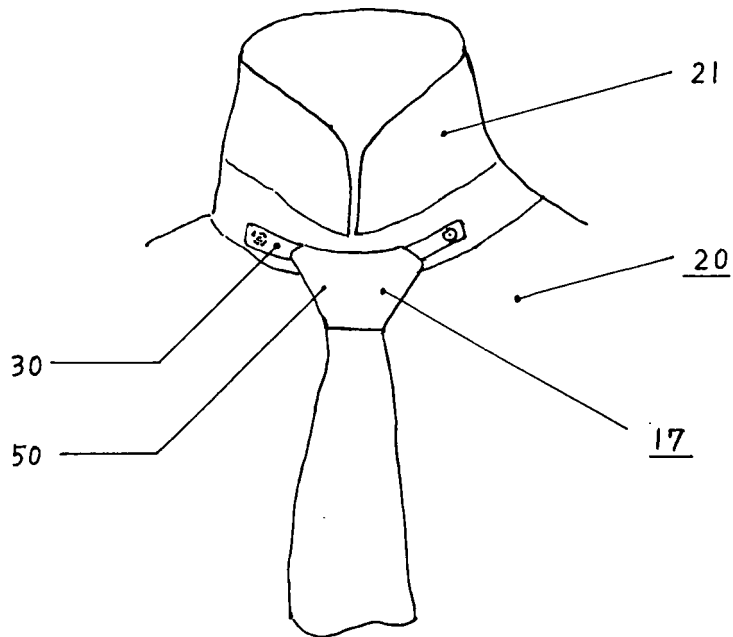


FIG. 18a

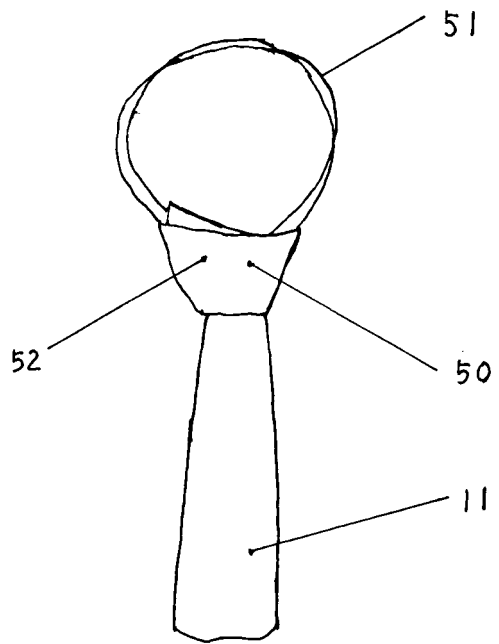


FIG. 18b

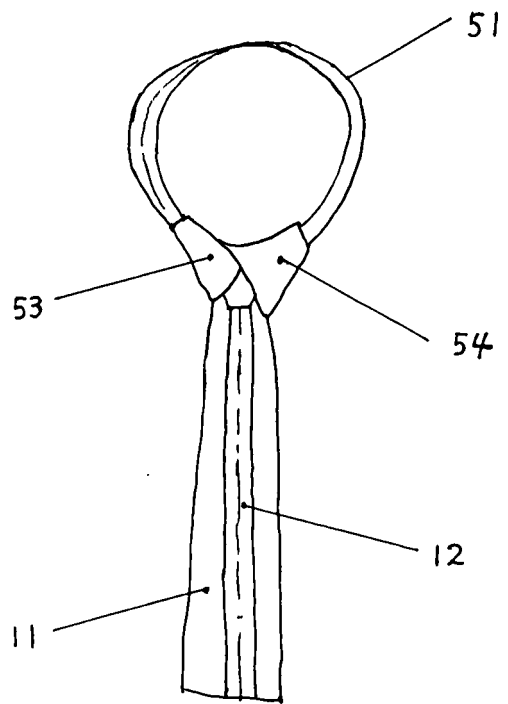


FIG. 19a

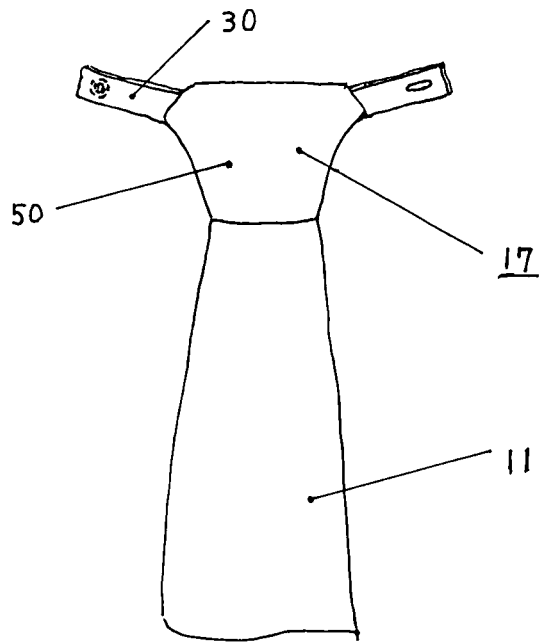


FIG. 19b

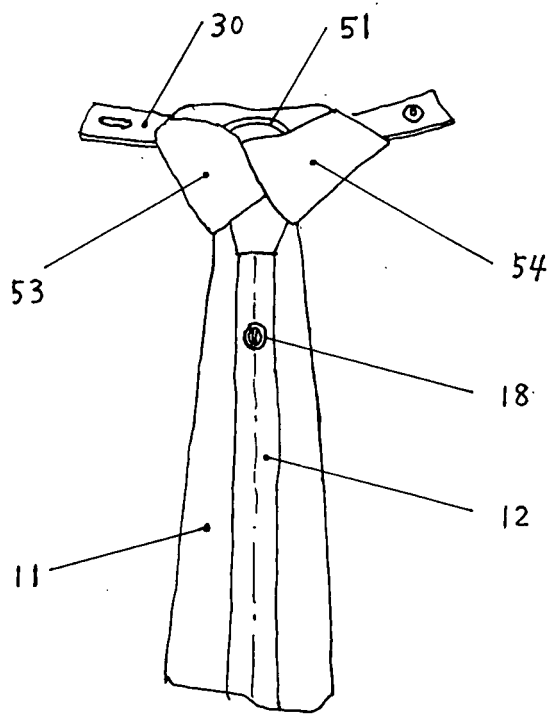


FIG. 20a




FIG. 20b

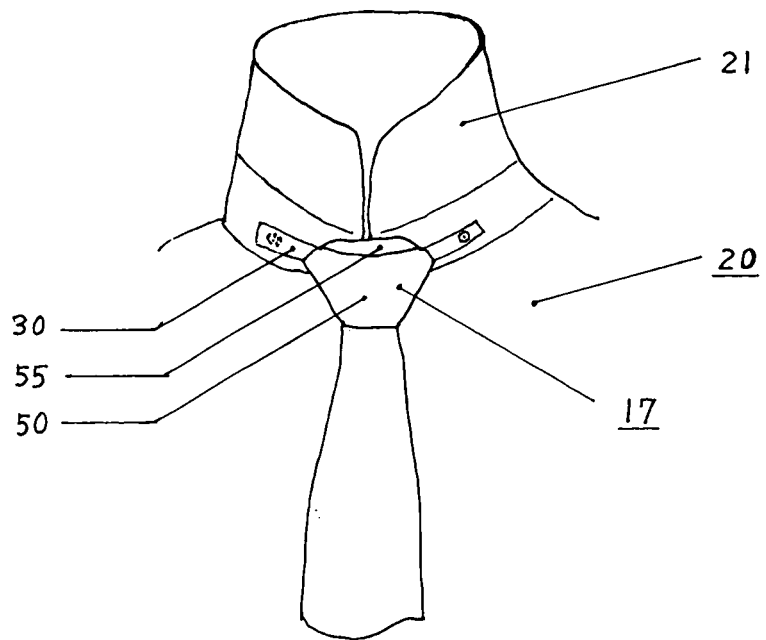


FIG. 21a

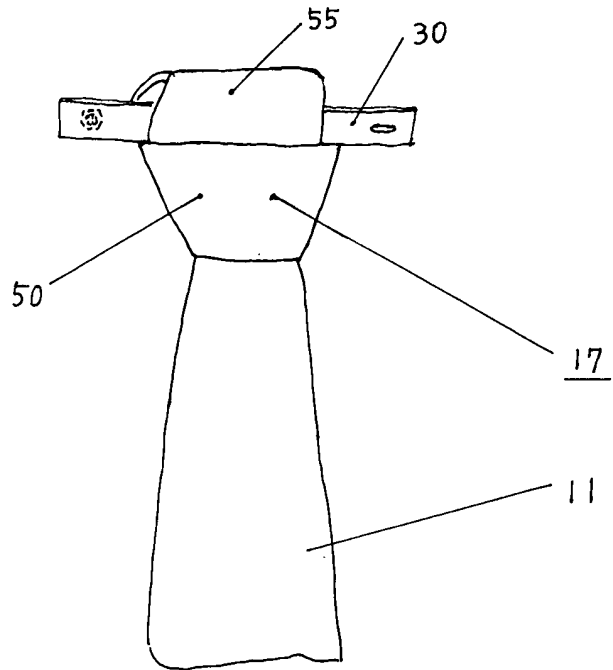


FIG. 21b

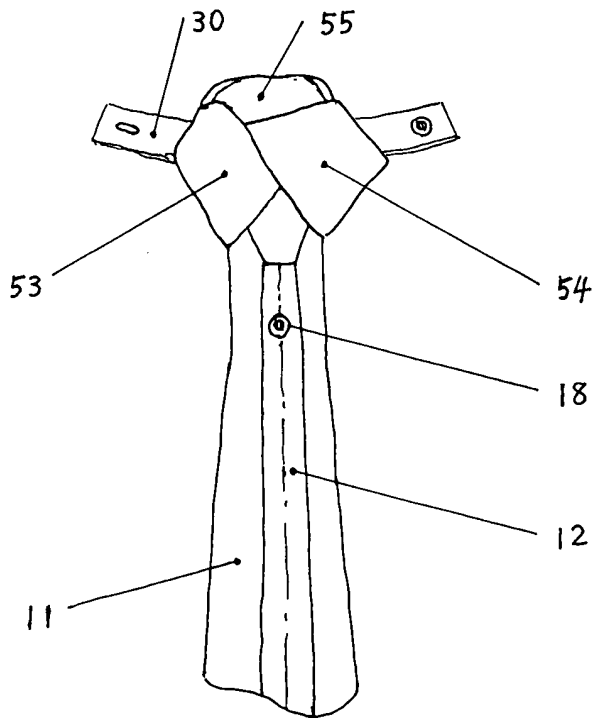


FIG. 22a

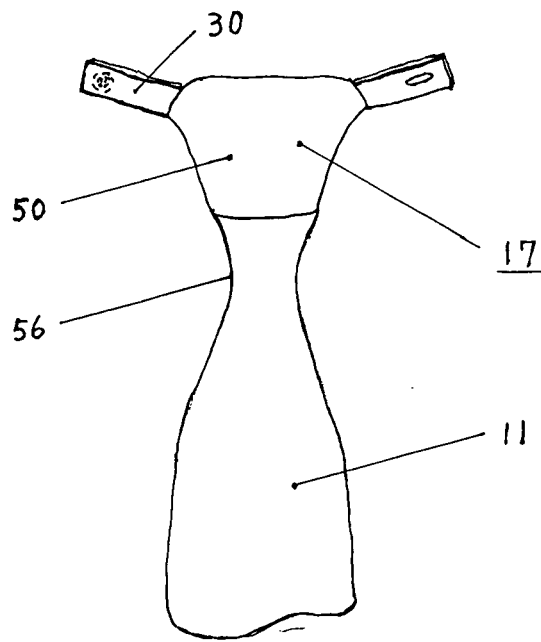


FIG. 22b

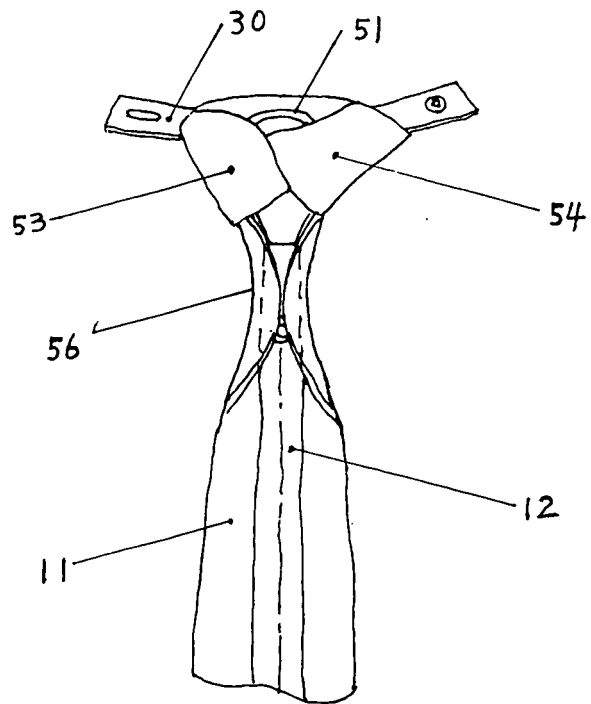


FIG.23

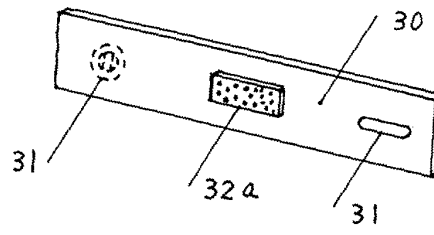


FIG.24

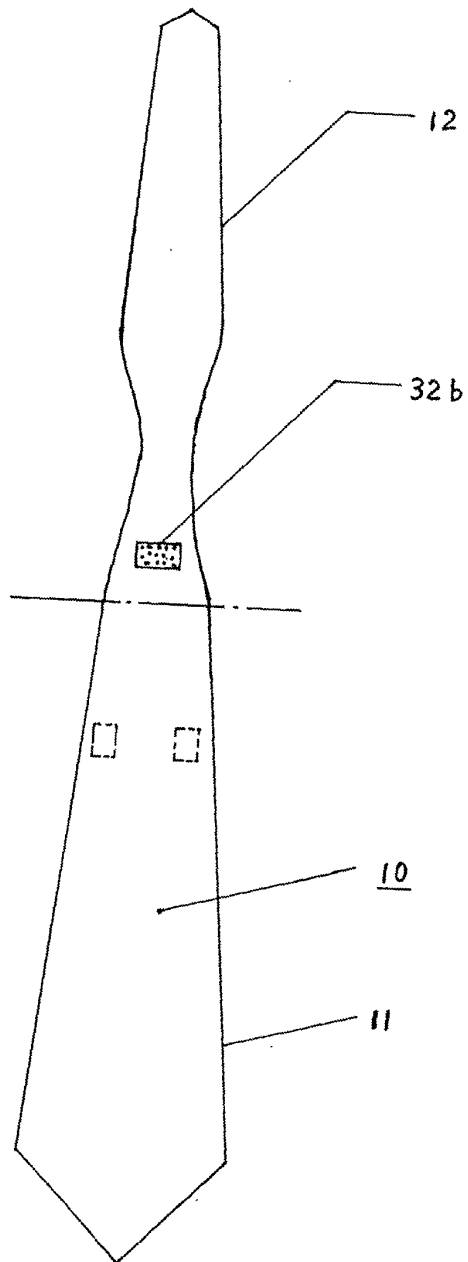


FIG. 25a

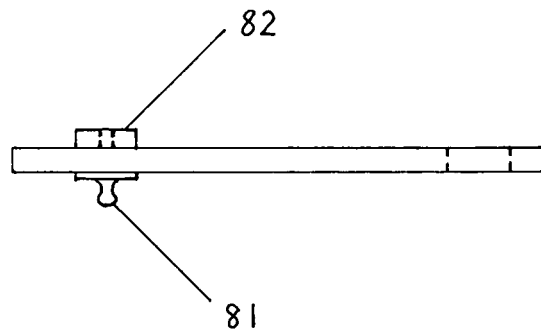


FIG. 25b

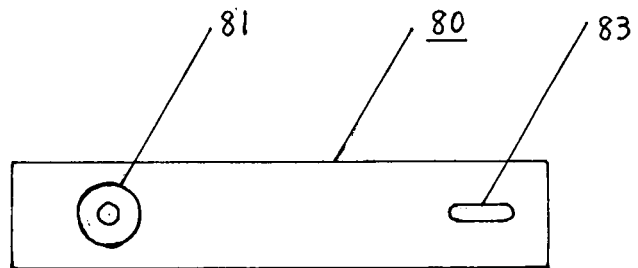


FIG.26

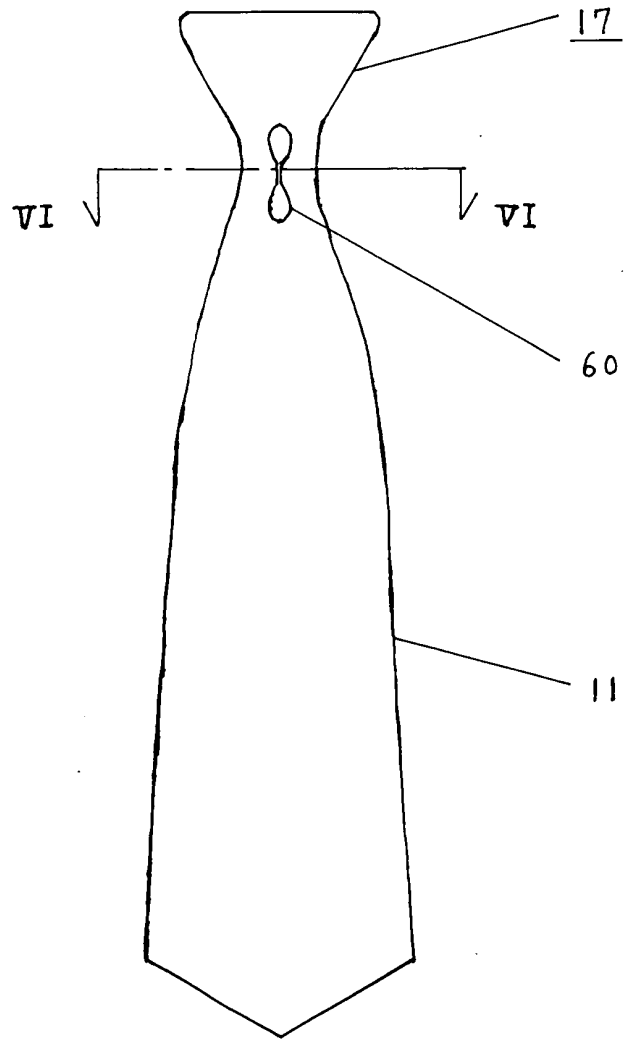


FIG.27

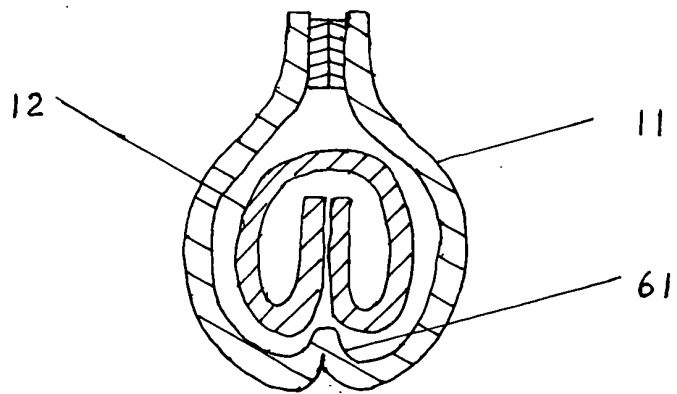


FIG.28a

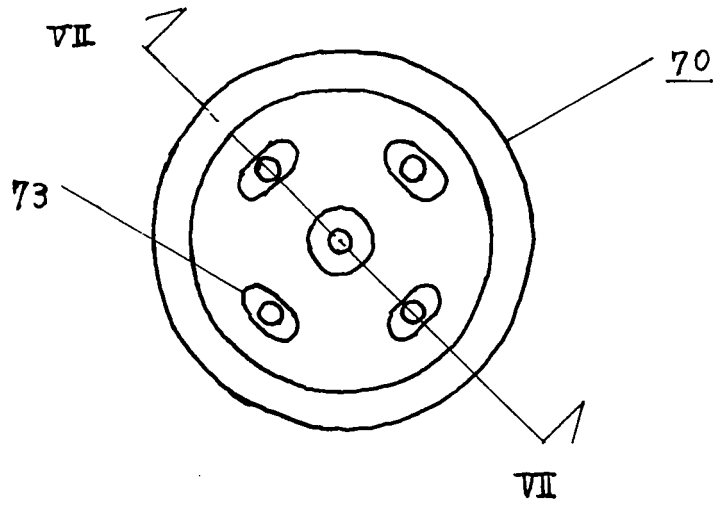


FIG.28b

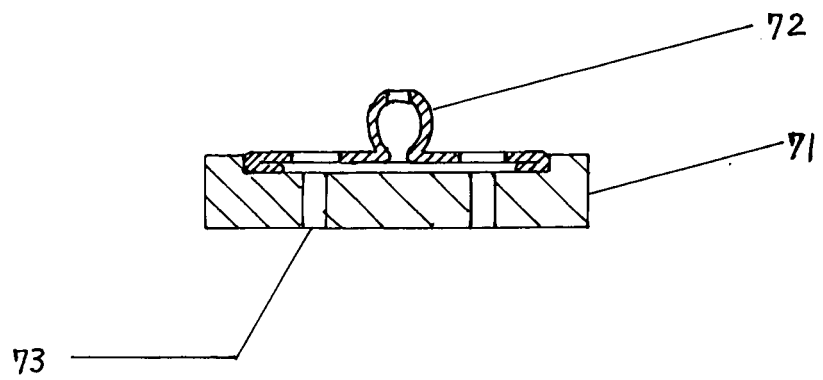


FIG. 29 a

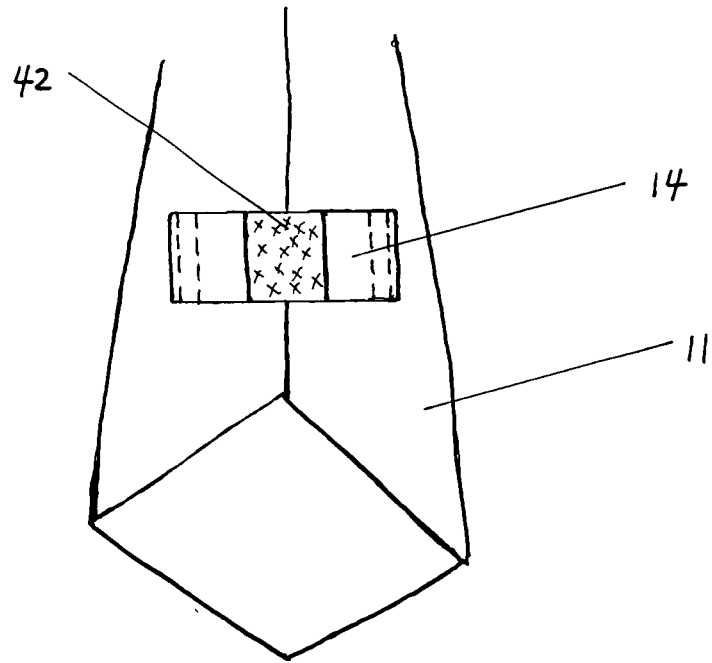


FIG. 29 b

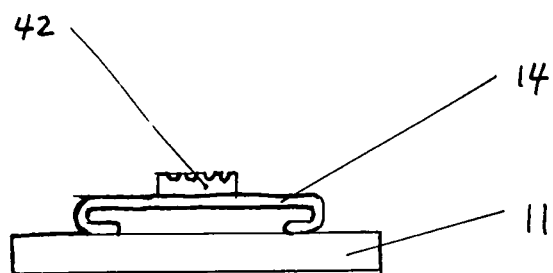


FIG. 30 a

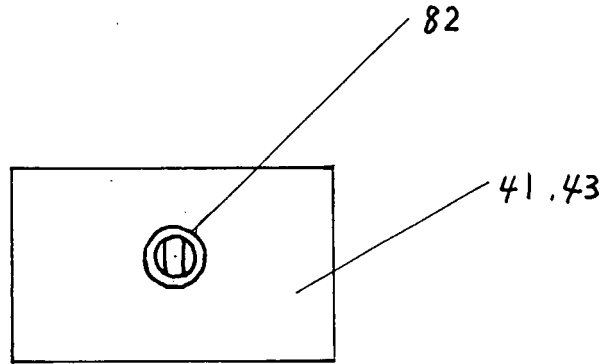
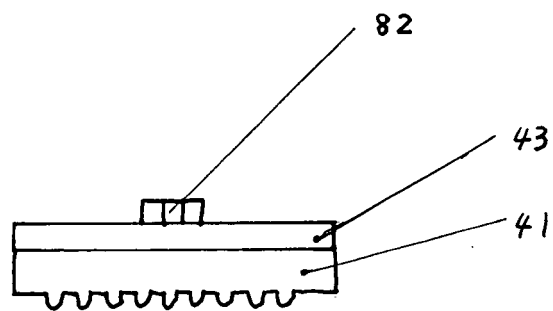


FIG. 30 b



INTERNATIONAL SEARCH REPORT

International application No.

PCT/JP2004/013261

A. CLASSIFICATION OF SUBJECT MATTER Int.Cl ⁷ A41D25/02		
According to International Patent Classification (IPC) or to both national classification and IPC		
B. FIELDS SEARCHED		
Minimum documentation searched (classification system followed by classification symbols) Int.Cl ⁷ A41D25/02		
Documentation searched other than minimum documentation to the extent that such documents are included in the fields searched Jitsuyo Shinan Koho 1922-1996 Jitsuyo Shinan Toroku Koho 1996-2004 Kokai Jitsuyo Shinan Koho 1971-2004 Toroku Jitsuyo Shinan Koho 1994-2004		
Electronic data base consulted during the international search (name of data base and, where practicable, search terms used)		
C. DOCUMENTS CONSIDERED TO BE RELEVANT		
Category*	Citation of document, with indication, where appropriate, of the relevant passages	Relevant to claim No.
X Y	JP 57854 Z1 (Kan YOSHIDA), 07 July, 1921 (07.07.21), Full text; Figs. 1 to 2 (Family: none)	1 2-3
Y	JP 7-6232 U (Hideo MITSUI), 27 January, 1995 (27.01.95), Full text; Figs. 4 to 5 (Family: none)	2-3
<input type="checkbox"/> Further documents are listed in the continuation of Box C.		<input type="checkbox"/> See patent family annex.
* Special categories of cited documents: "A" document defining the general state of the art which is not considered to be of particular relevance "E" earlier application or patent but published on or after the international filing date "L" document which may throw doubts on priority claim(s) or which is cited to establish the publication date of another citation or other special reason (as specified) "O" document referring to an oral disclosure, use, exhibition or other means "P" document published prior to the international filing date but later than the priority date claimed		"T" later document published after the international filing date or priority date and not in conflict with the application but cited to understand the principle or theory underlying the invention "X" document of particular relevance; the claimed invention cannot be considered novel or cannot be considered to involve an inventive step when the document is taken alone "Y" document of particular relevance; the claimed invention cannot be considered to involve an inventive step when the document is combined with one or more other such documents, such combination being obvious to a person skilled in the art "&" document member of the same patent family
Date of the actual completion of the international search 29 November, 2004 (29.11.04)		Date of mailing of the international search report 14 December, 2004 (14.12.04)
Name and mailing address of the ISA/ Japanese Patent Office		Authorized officer
Facsimile No.		Telephone No.

Form PCT/ISA/210 (second sheet) (January 2004)

INTERNATIONAL SEARCH REPORT

International application No.

PCT/JP2004/013261

Box No. II Observations where certain claims were found unsearchable (Continuation of item 2 of first sheet)

This international search report has not been established in respect of certain claims under Article 17(2)(a) for the following reasons:

1. Claims Nos.:
because they relate to subject matter not required to be searched by this Authority, namely:

2. Claims Nos.:
because they relate to parts of the international application that do not comply with the prescribed requirements to such an extent that no meaningful international search can be carried out, specifically:

3. Claims Nos.:
because they are dependent claims and are not drafted in accordance with the second and third sentences of Rule 6.4(a).

Box No. III Observations where unity of invention is lacking (Continuation of item 3 of first sheet)

This International Searching Authority found multiple inventions in this international application, as follows:

A common matter pertaining to inventions in Claims 1-3, 4 & 6, 5, 7-9, 10 & 12, 11, 13, 14-15, and 18 is a necktie formed to be suspended by fitting a knot-like part or a knot to the neck of a shirt through a clasp.

However, the result of search reveals that the matter is not novel since the necktie is disclosed in Document JP 57854 Z1 (Kan YOSHIDA), 7 July, 1921 (07.07.21), all sentences, Figs. 1-2.

Therefore, since the necktie is still at a level of a prior art, the common matter (the necktie formed to be suspended by fitting the knot-like part or the knot to the neck of the shirt through the clasp)
(continued to extra sheet)

1. As all required additional search fees were timely paid by the applicant, this international search report covers all searchable claims.
2. As all searchable claims could be searched without effort justifying an additional fee, this Authority did not invite payment of any additional fee.
3. As only some of the required additional search fees were timely paid by the applicant, this international search report covers only those claims for which fees were paid, specifically claims Nos.:

4. No required additional search fees were timely paid by the applicant. Consequently, this international search report is restricted to the invention first mentioned in the claims; it is covered by claims Nos.: 1-3

Remark on Protest

- The additional search fees were accompanied by the applicant's protest.
 No protest accompanied the payment of additional search fees.

INTERNATIONAL SEARCH REPORT

International application No.

PCT/JP2004/013261

Continuation of Box No.III of continuation of first sheet(2)

is not a special technical feature in the meaning of the second sentence of PCT Rule 13.2.

Accordingly, there is no common matter to all the inventions in Claims 1-3, 4 & 6, 5, 7-9, 10 & 12, 11, 13, 14-15, and 18.

Since there is no other common matter considered to be a special technical feature in the meaning of the second sentence of PCT Rule 13.2, any technical relation in the meaning of PCT Rule 13 cannot be found among these different inventions.

As a result, it is clear that the inventions in Claims 1-3, 4 & 6, 5, 7-9, 10 & 12, 11, 13, 14-15, and 18 do not fulfill the requirement of unity of invention.

Also, the main part of the inventions in Claims 1-15 and 18 is considered such that the necktie is suspended by fitting the knot-like part or the knot to the neck of the shirt through the clasp. The main part of the invention in Claim 16 is considered such that a band piece formed by fastening a fastening part to a fastening part formed at the neck of the shirt is used as a necktie. The main part of the invention in Claim 17 is considered to be a bow tie or a ribbon tie formed to be fitted to the neck of the shirt through the clasp fastened to the neck of the shirt. The main part of the invention in Claim 19 is considered to be a button with a snap and the main part of the invention in Claim 20 is considered to be a napkin.

Accordingly, since the inventions in Claims 1-15 and 18, Claim 16, Claim 17, Claim 19, and Claim 20 are different in the main part from each other, it is clear that they do not fulfill the requirement of unity of invention.

As a result, it is clear that the inventions in Claims 1-3, 4 & 6, 5, 7-9, 10 & 12, 11, 13, 14-15, 16, 17, 18, 19, and 20 do not fulfill the requirement of unity of invention.