



(11) **EP 1 667 666 B9**

(12) **CORRECTED EUROPEAN PATENT SPECIFICATION**

(15) Correction information:
Corrected version no 1 (W1 B1)
Corrections, see
Description Paragraph(s) 73

(51) Int Cl.:
A61K 9/50 (2006.01) A61K 31/216 (2006.01)

(86) International application number:
PCT/IB2004/003354

(48) Corrigendum issued on:
21.10.2009 Bulletin 2009/43

(87) International publication number:
WO 2005/032526 (14.04.2005 Gazette 2005/15)

(45) Date of publication and mention
of the grant of the patent:
15.04.2009 Bulletin 2009/16

(21) Application number: **04769636.4**

(22) Date of filing: **01.10.2004**

(54) **PHARMACEUTICAL COMPOSITION CONTAINING FENOFIBRATE AND METHOD FOR THE PREPARATION THEREOF**

PHARMAZEUTISCHE ZUSAMMENSETZUNG MIT FENOFIBRAT UND
HERSTELLUNGSVERFAHREN DAFÜR

COMPOSITION PHARMACEUTIQUE CONTENANT DU FENOFIBRATE ET SON PROCEDE DE
PREPARATION

(84) Designated Contracting States:
**AT BE BG CH CY CZ DE DK EE ES FI FR GB GR
HU IE IT LI LU MC NL PL PT RO SE SI SK TR**
Designated Extension States:
AL HR LT LV MK

- **SUPLIE, Pascal**
F-27400 Montaure (FR)
- **CHENEVIER, Philippe**
Montréal, Quebec H3T 1F7 (CA)
- **OURY, Pascal**
F-78150 Le Chesnay (FR)
- **ROTENBERG, Keith, S.**
Denville, NJ 07834 (US)
- **BOBOTAS, George**
Tarpon Springs, FL 34689 (US)

(30) Priority: **03.10.2003 US 677861**

(43) Date of publication of application:
14.06.2006 Bulletin 2006/24

(60) Divisional application:
08165521.9 / 2 000 133

(73) Proprietor: **ETHYPHARM**
78550 Houdan (FR)

(74) Representative: **Warcoïn, Jacques et al**
Cabinet Régimbeau
20, rue de Chazelles
75847 Paris Cedex 17 (FR)

(72) Inventors:
• **CRIERE, Bruno**
F-27930 Gravigny (FR)

(56) References cited:
WO-A-01/03693 US-B1- 6 277 405

EP 1 667 666 B9

Note: Within nine months of the publication of the mention of the grant of the European patent in the European Patent Bulletin, any person may give notice to the European Patent Office of opposition to that patent, in accordance with the Implementing Regulations. Notice of opposition shall not be deemed to have been filed until the opposition fee has been paid. (Art. 99(1) European Patent Convention).

Description

[0001] The present invention relates to a pharmaceutical composition containing fenofibrate, which is substantially free of food effect.

[0002] Fenofibrate is recommended in the treatment of adult endogenous hyperlipidemias, of hypercholesterolemias and of hypertriglyceridemias. A treatment of 300 to 400 mg of fenofibrate per day enables a 20 to 25% reduction of cholesterolemia and a 40 to 50% reduction of triglyceridemia to be obtained.

[0003] The major fenofibrate metabolite in the plasma is fenofibric acid. The half-life for elimination of fenofibric acid from the plasma is of the order of 20 hours. Its maximum concentration in the plasma is attained, on average, five hours after ingestion of the medicinal product. The mean concentration in the plasma is of the order of 15 micrograms/ml for a dose of 300 mg of fenofibrate per day. This level is stable throughout treatment.

[0004] Fenofibrate is an active principle which is very poorly soluble in water, and the absorption of which in the digestive tract is limited.

[0005] Due to its poor affinity for water and to its hydrophobic nature, fenofibrate is much better absorbed after ingestion of food, than in fasting conditions. This phenomenon called "food effect" is particularly important when comparing fenofibrate absorption in high fat meal conditions versus fasting conditions.

[0006] The main drawback in this food effect is that food regimen must be controlled by the patient who is treated with fenofibrate, thereby complicating the compliance of the treatment. Yet, as fenofibrate is better absorbed in high fat meal conditions, it is usually taken after a fat meal. Therefore, these conditions of treatment are not adapted to patients treated for hyperlipidemia or hypercholesterolemia who must observe a low fat regimen.

[0007] A way to limit the food effect is to increase the solubility or the rate of solubilization of fenofibrate, thereby leading to a better digestive absorption, whichever the food regimen.

[0008] Various approaches have been explored in order to increase the rate of solubilization of fenofibrate: micronization of the active principle, addition of a surfactant, and comiconization of fenofibrate with a surfactant.

[0009] Patent W001/03693 discloses a pharmaceutical composition containing micronized fenofibrate, a surfactant and a binding cellulose derivative, as solubilizing adjuvant.

[0010] Patent EP 256 933 describes fenofibrate granules in which the fenofibrate is micronized in order to increase its bioavailability. The crystalline fenofibrate microparticles are less than 50 μm in size. The binder used is polyvinylpyrrolidone. The document suggests other types of binder, such as methacrylic polymers, cellulose derivatives and polyethylene glycols. The granules described in the examples of EP 256 933 are obtained by a method using organic solvents.

[0011] Patent EP 330 532 proposes improving the bioavailability of fenofibrate by comiconizing it with a surfactant, such as sodium lauryl sulfate. The comiconizate is then granulated by wet granulation in order to improve the flow capacities of the powder and to facilitate the transformation into gelatin capsules.

[0012] This comiconization allows a significant increase in the bioavailability compared to the use of fenofibrate described in EP 256 933. The granules described in EP 330 532 contain polyvinylpyrrolidone as a binder.

[0013] This patent teaches that the comiconization of fenofibrate with a solid surfactant significantly improves the bioavailability of the fenofibrate compared to the use of a surfactant, of micronization or of the combination of a surfactant and of micronized fenofibrate.

Patent WO 98/31361 proposes improving the bioavailability of the fenofibrate by attaching to a hydrodispersible inert support micronized fenofibrate, a hydrophilic polymer and, optionally, a surfactant. The hydrophilic polymer, identified as polyvinylpyrrolidone, represents at least 20% by weight of the composition described above.

[0014] This method makes it possible to increase the rate of dissolution of the fenofibrate, and also its bioavailability. However, the preparation method according to that patent is not entirely satisfactory since it requires the use of a considerable amount of PVP and of the other excipients. The example presented in that patent application refers to a composition containing only 17.7% of fenofibrate expressed as a mass ratio. This low mass ratio for fenofibrate leads to a final form which is very large in size, hence a difficulty in administering the desired dose of fenofibrate, or the administration of two tablets.

[0015] In the context of the present invention, it has been discovered that the incorporation of a cellulose derivative, used as a binder and solubilization adjuvant, into a composition containing micronized fenofibrate and a surfactant makes it possible to obtain a bioavailability which is greater than for a composition containing a comiconizate of fenofibrate and of a surfactant. It has further been discovered the pharmaceutical composition of the present invention makes it possible to obtain comparable bioavailability to prior art formulations containing a higher dosage of micronized fenofibrate.

[0016] More particularly, it has been observed that bioavailability of fenofibrate is increased when microgranules according to the present invention are prepared by mixing together in a liquid phase the fenofibrate, the surfactant and the binding cellulose derivative before spraying this liquid phase onto neutral cores.

[0017] Indeed, both cellulose derivative and surfactant are dissolved in the liquid phase in which the microparticles of micronized fenofibrate are in suspension.

[0018] Thus, when the solvent is removed from the suspension by evaporation after spraying onto neutral cores,

molecules of both cellulose derivative and surfactant are adsorbed directly onto the fenofibrate microparticles. This phenomenon induces a very homogeneous repartition and creates a very close contact between fenofibrate microparticles and these molecules, which are responsible for its better solubilization in the gastro-intestinal fluids and thereby allow a better absorption of fenofibrate, also contributing to a reduction of the food effect as mentioned above.

5 **[0019]** Thus, it has been discovered that the pharmaceutical composition of the present invention has less food effect than prior art formulations when administered to patient, *i.e.* the inventive formulation is less dependent on the presence of food in the patient to achieve high bioavailability. For example, prior art fenofibrate formulations must be taken with food to achieve high bioavailability. The inventors have unexpectedly discovered a fenofibrate composition that achieves high bioavailability almost independent of the presence of food in a patient.

10 **[0020]** Thus, the present invention also relates to a pharmaceutical composition of fenofibrate that can be administered to provide substantial reduction of an effect of food on the uptake of the fenofibrate, *i.e.* substantial reduction of the food effect.

15 **[0021]** Such a pharmaceutical composition presents the advantage of being almost independent of the food conditions. Such a composition substantially reduces or eliminates the difference of bioavailability observed in function of the nature of the meal and between fed and fasted conditions.

20 **[0022]** Indeed, food can change the bioavailability of a drug, which can have clinically significant consequences. Food can alter bioavailability by various means, including: delaying gastric emptying, stimulating bile flow, changing gastrointestinal (GI) pH, increasing splanchnic blood flow, changing luminal metabolism of a drug substance, and physically or chemically interacting with a dosage form or a drug substance. Food effects on bioavailability are generally greatest when the drug product is administered shortly after a meal is ingested, such as provided in prior art fenofibrate formulations. The nutrient and caloric contents of the meal, the meal volume, and the meal temperature can cause physiological changes in the GI tract in a way that affects drug product transit time, luminal dissolution, drug permeability, and systemic availability. In general, meals that are high in total calories and fat content are more likely to affect the GI physiology and thereby result in a larger effect on the bioavailability of a drug substance or drug product. Notably, fenofibrate is prescribed for cholesterol management to patients who cannot eat high fat foods. Thus, there is a need for a fenofibrate composition that need not be administered with high fat foods. The present invention, unlike prior art fenofibrate formulation, achieves high bioavailability irrespective of the presence of food.

25 **[0023]** Finally, it has been discovered that the addition of an outer layer of a hydrosoluble binder results in a novel *in vivo* profile, with the following limits: less than 10% in 5 minutes and more than 80% in 20 minutes, as measured using the rotating blade method at 75 rpm according to the European Pharmacopoeia, in a dissolution medium constituted by water with 2% by weight polysorbate 80 or in a dissolution medium constituted by water with 0.025M sodium lauryl sulfate.

30 **[0024]** The present invention is therefore related to a pharmaceutical composition containing micronized fenofibrate, a surfactant and a binding cellulose derivative, that become intimately associated after the removing of the solvent used in the liquid phase.

35 **[0025]** The object of the invention is the use of a composition of fenofibrate containing micronized fenofibrate, a surfactant and a binding cellulose derivative as a solubilization adjuvant, said composition containing an amount of fenofibrate greater than or equal to 60% by weight, for the preparation of a medicament for treating hypertriglyceridemias, hypercholesterolemias or hyperlipidemias while reducing the food effect on the bioavailability of fenofibrate, said composition being in the form of granules comprising :

- 40
- (a) a neutral core;
 - (b) an active layer, which surrounds the core; and
 - (c) an outer layer;

45 wherein said active layer comprises micronized fenofibrate, a surfactant and a binding cellulose derivative; and wherein said formulation has a dissolution profile of less than 10% at 5 minutes and more than 80% at 20 minutes according to the European Pharmacopoeia in a dissolution medium constituted by water with 0.025 M sodium lauryl sulphate.

50 **[0026]** The expression « while reducing the food effect on the bioavailability of fenofibrate » is understood to mean the fact of preventing the bioavailability of fenofibrate after administration of the composition from significantly varying in accordance with the amount of the food taken by the patient, in particular the fact that the effect of the food taken by the patient on the bioavailability of fenofibrate is significantly reduced over that observed with Lipanthyl® or Tricor®.

55 **[0027]** A further object of the invention is the use of a composition of fenofibrate containing micronized fenofibrate, a surfactant and a binding cellulose derivative as a solubilization adjuvant, said composition containing an amount of fenofibrate greater than or equal to 60% by weight, for the preparation of a medicament for treating hypertriglyceridemias, hypercholesterolemias or hyperlipidemias while reducing the food effect on the bioavailability of fenofibrate, characterized in that the bioavailability of fenofibrate is equivalent whether the patient is fed a high fat containing meal or is fasted.

[0028] A further object of the invention is the use of a composition of fenofibrate containing micronized fenofibrate, a surfactant and a binding cellulose derivative as a solubilization adjuvant, said composition containing an amount of

fenofibrate greater than or equal to 60% by weight, for the preparation of a medicament for treating hypertriglyceridemias, hypercholesterolemias or hyperlipidemias while reducing the food effect on the bioavailability of fenofibrate, characterized in that bioavailability of fenofibrate is equivalent whether the patient is fed a at least 800-1000 calories 50% of which are from fat or is fasted.

5 **[0029]** A further object of the invention is the use of a composition of fenofibrate containing micronized fenofibrate, a surfactant and a binding cellulose derivative as a solubilization adjuvant, said composition containing an amount of fenofibrate greater than or equal to 60% by weight, for the preparation of a medicament for treating hypertriglyceridemias, hypercholesterolemias or hyperlipidemias while reducing the food effect on the bioavailability of fenofibrate, characterized in that the bioavailability of fenofibrate is equivalent whether the patient is fed a therapeutic lifestyle change diet or is fasted.

10 **[0030]** The composition of the invention is advantageously provided as gelatin capsules containing granules. These granules may in particular be prepared by assembly on neutral cores, by spraying an aqueous solution containing the surfactant, the solubilized binding cellulose derivative and the micronized fenofibrate in suspension.

[0031] For example, the pharmaceutical composition of the present invention may include a composition in the form of granules comprising:

- 15
- (a) a neutral core; and
 - (b) an active layer, which surrounds the neutral core;

wherein said neutral core may include lactose, mannitol, a mixture of sucrose and starch or any other acceptable sugar, and wherein said active layer comprises the micronized fenofibrate, the surfactant and the binding cellulose derivative.

20 **[0032]** The pharmaceutical composition according to the present invention has a high proportion of fenofibrate; it may therefore be provided in a formulation which is smaller in size than the formulations of the prior art, which makes this composition according to the invention easy to administer. Further, the pharmaceutical composition of the present invention provides comparable bioavailability to prior art formulations at higher dosage strengths of fenofibrate. Thus, the inventive composition provides advantages over prior art formulations. For example, the inventive formulation containing only 130 mg of fenofibrate has comparable bioavailability with a prior art formulation containing 200 mg of fenofibrate under fed or fasted conditions, and with single or multiple dosing.

25 **[0033]** The amount of fenofibrate is greater than or equal to 60% by weight, preferably greater than or equal to 70% by weight, even more preferably greater than or equal to 75% by weight, relative to the weight of the composition.

30 **[0034]** In the context of the present invention, the fenofibrate is not comicronized with a surfactant. On the contrary, it is micronized alone and then combined with a surfactant and with the binding cellulose derivative, which is a solubilization adjuvant.

35 **[0035]** The surfactant is chosen from surfactants which are solid or liquid at room temperature, for example sodium lauryl sulfate, Polysorbate® 80 (polyoxyethylene 20 sorbitan monooleate), Montane® 20 (sorbitan monodecanoate) or sucrose stearate, preferably sodium lauryl sulfate.

[0036] The fenofibrate/HPMC ratio is preferably between 5/1 and 15/1.

[0037] The surfactant represents between about 1 and 10%, preferably between about 3 and 5%, by weight relative to the weight of fenofibrate.

40 **[0038]** The binding cellulose derivative represents between about 2 and 20%, preferably between 5 and 12%, by weight of the composition.

[0039] Hydroxypropylmethylcellulose is preferably chosen, the apparent viscosity of which is between 2.4 and 18 cP, and even more preferably between about 2.4 and 3.6 cP, such as for example Pharmacoat 603®.

[0040] The mean size of the fenofibrate particles is less than 15 µm, preferably 10 µm, even more preferably less than 8 µm.

45 **[0041]** The composition of the invention may also contain at least one excipient such as diluents, for instance lactose, antifoaming agents, for instance Dimethicone® (α -(trimethylsilyl)- γ -methylpoly[oxy(dimethylsilylene)]) and Simethicone® (mixture of α -(trimethylsilyl)- γ -methylpoly[oxy(dimethylsilylene)] with silicon dioxide), or lubricants, for instance talc or colloidal silicon dioxide such as Aerosil®.

[0042] The antifoaming agent may represent between about 0 and 10%, preferably between about 0.01 and 5%, even more preferably between about 0.1 and 0.7%, by weight of the composition.

50 **[0043]** The lubricant may represent between about 0 and 10%, preferably between about 0.1 and 5%, even more preferably between about 0.2 and 0.6%, by weight of the composition.

[0044] The composition of the invention may also include a outer coating or layer of a hydrosoluble binder. The hydrosoluble binder of the outer layer represents between about 1 and 15%, preferably between about 1 and 8%, even more preferably between about 2-4 % by weight of the composition. The hydrosoluble binder may include hydroxypropylmethylcellulose, polyvinylpyrrolidone, or hydroxypropylcellulose or a mixture thereof. However, one of ordinary skill in the art would understand other substances that may be used as the hydrosoluble binder in the outer layer.

55 **[0045]** Hydroxypropylmethylcellulose is preferably chosen, the apparent viscosity of which is between 3 and 15 cP,

such as for example Pharmacoat 606®, or a mixture of different grades varying in viscosity. The amount of HPMC in the outer layer is inversely proportional to viscosity. It is within the skill in the art to determine the amount of hydrosoluble binder to obtain the claimed properties in the dissolution profile.

[0046] The outer layer may also include one or more excipient such as lubricants, for instance talc. The lubricant may represent between about 0 and 10%, preferably between about 1 and 5%, even more preferably between about 1-2%, by weight of the composition.

[0047] The pharmaceutical composition of the invention advantageously consists of granules in an amount equivalent to a dose of fenofibrate of between 50 and 300 mg, preferably between 130 and 200 mg and more preferably equal to 200 mg.

[0048] The expression "outer layer" means an outer coating which is applied on the neutral core (A) coated with the active layer (B). Said coating may consist of one or several layers.

[0049] The outer layer may comprise a hydrosoluble binder.

[0050] The hydrosoluble binder of the outer layer may include hydroxypropylmethylcellulose, polyvinylpyrrolidone, or hydroxypropylcellulose. However, one of ordinary skill in the art would understand other substances that may be used as the binding cellulose derivative in the outer layer..

[0051] In the outer layer, hydroxypropylmethylcellulose is preferably chosen among Hydroxypropylmethylcellulose having an apparent viscosity of 3 (cP) mPa.s such as Pharmacoat 603®, or 6 (cP) mPa.s, such as Pharmacoat 606®, or 15 (cP) mPa.s such as Pharmacoat 615®.

[0052] The outer layer may further comprise talc. In that case, the HPMC/talc mass ratio is preferably comprised between 1/1 and 5/1.

[0053] In addition, the invention provides a composition comprising fenofibrate having a novel in vivo dissolution profile of less than 10% in 5 minutes and more than 80% in 20 minutes, as measured using the rotating blade method at 75 rpm according to the European Pharmacopoeia, in a dissolution medium constituted by water with 2% by weight polysorbate 80 or in a dissolution medium constituted by water with 0.025M sodium lauryl sulfate.

[0054] The composition according to the present invention, advantageously has a dissolution profile less than 5% at 5 minutes and more than 90% at 20 minutes, as measured using the rotating blade method at 75rpm according to the European Pharmacopoeia in a dissolution medium constituted by water with 0.25M sodium lauryl sulfate.

[0055] The present invention also relates to a method for preparing the granules, the composition of which is described above. This method uses no organic solvent.

[0056] The granules are prepared by assembly on neutral cores.

[0057] The neutral cores have a particle size of between 200 and 1000 microns, preferably between 400 and 600 microns. The neutral cores may represent between about 1 and 50%, preferably between about 10 and 20%, even more preferably between about 14-18%, by weight of the composition.

[0058] The assembly is carried out in a sugar-coating pan, in a perforated coating pan or in a fluidized airbed, preferably in a fluidized airbed.

[0059] The assembly on neutral cores is carried out by spraying an aqueous solution containing the surfactant, the solubilized binding cellulose derivative, and the micronized fenofibrate in suspension, and then optionally, by spraying an aqueous solution containing the the hydrosoluble binder.

[0060] The invention is illustrated by the following examples

BRIEF DESCRIPTION OF THE DRAWINGS

[0061]

Figure 1 represents the in vivo release profile of the formulation of example 1C and of a formulation of the prior art in fasting individuals. (Curve 1 : Lipanthyl® 200M ; Curve 2 : composition according to the present invention).

Figure 2 represents the in vivo release profile of the formulation of example 1C and of a formulation of the prior art in individuals in fed condition. (Curve 1 : Lipanthyl® 200M ; Curve 2 : composition according to the present invention).

Figure 3 represents the in vivo release profile of the formulation of comparative example 2 and of a formulation of the prior art in individuals in fed condition.

Figure 4 represents the in vitro dissolution profile as a function of the amount of the (HPMC 603/Talc) suspension applied on the microgranules.

Figure 5 represents the in vitro dissolution profile as a function of the amount of the (HPMC 606/Talc) suspension applied on the microgranules.

Figure 6 represents the in vitro dissolution profile as a function of the amount of the (HPMC 615/Talc) suspension applied on the microgranules.

Figure 7 represents the in vitro dissolution profile as a function of the amount of the (HPMC 606/Talc) 4% suspension applied on the microgranules.

Reference Example 1: Granules**1A) Microgranules (XFEN 1735)**

5 **[0062]** The microgranules are obtained by spraying an aqueous suspension of micronized fenofibrate onto neutral cores. The composition is given in the following table:

Formula	Amount (percentage by mass)
Micronized fenofibrate	64.5
Neutral cores	21
HPMC (Pharmacoat 603®)	11.2
Polysorbate® 80	3.3
Fenofibrate content	645 mg/g

10

15

[0063] The in vitro dissolution was determined according to a continuous flow cell method with a flow rate of 8 ml/min of sodium lauryl sulfate at 0.1 N. The percentages of dissolved product as a function of time, in comparison with a formulation of the prior art, 15 Lipanthyl, 200 M, are given in the following table.

20

Time (min)	15	30
Example 1A (% dissolved)	73	95
Lipanthyl 200 M (% dissolved)	47.3	64.7

25

[0064] Formulation 1A dissolves more rapidly than Lipanthyl 200 M.

1B) Microgranules (X FEN 1935)

30

[0065] The mean size of the fenofibrate particles is equal to 6.9 ± 0.7 microns.

[0066] The microgranules are obtained by spraying an aqueous suspension onto neutral cores. The suspension contains micronized fenofibrate, sodium lauryl sulfate and (HPMC. The assembly is carried out in a Huttlin fluidized airbed (rotoprocess).

35

[0067] The formula obtained is given below.

FORMULA	AMOUNT (percentage by mass)
Micronized fenofibrate	65.2
Neutral cores	20.1
HPMC (Pharmacoat 603®)	11.4
Sodium lauryl sulfate	3.3
Fenofibrate content	652 mg/g

40

45

[0068] The size of the neutral cores is between 400 and 600 μm .

1C) Gelatin capsules of microgranules (Y FEN 001)

50

[0069] Microgranules having the following composition are prepared:

RAW MATERIALS	AMOUNT (percentage by mass)
Micronized fenofibrate	67.1
Neutral cores	17.2
Pharmacoat 603® (HPMC)	11.7
Sodium lauryl sulfate	3.3
35% dimethicone emulsion	0.2

55

EP 1 667 666 B9

(continued)

RAW MATERIALS	AMOUNT (percentage by mass)
Talc	0.5
Fenofibrate content	671 mg/g

according to the method described in paragraph 1A).

[0070] The microgranules obtained are distributed into size 1 gelatin capsules, each containing 200 mg of fenofibrate.

[0071] The in vitro dissolution is determined according continuous flow cell method with a flow rate of 8 ml/min of sodium lauryl sulfate at 0.1 N. The comparative results with a formulation of the prior art, Lipanthyl 200 M, are given in the following table.

Time (min)	15	30
Example 1C (% dissolved)	76	100
Lipanthyl 200 M (% dissolved)	47.3	64.7

[0072] Formula 1C dissolves more rapidly than Lipanthyl 200 M.

[0073] The gelatin capsules are conserved for 6 months at 40°C/75% relative humidity. The granules are stable under these accelerated storage conditions. In vitro dissolution tests (in continuous flow cells with a flow rate of 8 ml/min of sodium lauryl sulfate at 0.1 N) were carried out. The percentages of dissolved product as a function of time for gelatin capsules conserved for 1, 3 and 6 months are given in the following table.

Dissolution time (min)	Conservation time		
	1 month (% dissolved product)	3 months (% dissolved product)	6 months (% dissolved product)
5	25.1	23.0	20.1
15	71.8	65.6	66.5
25	95.7	88.7	91.0
35	104.7	98.7	98.2
45	106.4	100.2	99.1
55	106.7	100.5	99.5
65	106.8	100.6	99.7

[0074] The evolution of the content of active principle during storage is given in the following table.

Content (mg/gelatin Capsule)	Conservation time			
	0	1 month	3 months	6 months
	208.6	192.6	190.8	211.7

Pharmacokinetic study carried out in fasting individuals

[0075] The in vivo release profile of the gelatin capsules containing the example 1 C granules at a dose of 200 mg of fenofibrate is compared with that of the gelatin capsules marketed under the trademark Lipanthyl 200 M.

[0076] This study is carried out in 9 individuals. Blood samples are taken at regular time intervals and fenofibric acid is assayed.

[0077] The results are given in the following table and figure 1.

Pharmacokinetic parameters	Lipanthyl 200 M	Example 1C
AUC _{0-t} (µg.h/ml)	76	119
AUC _{inf} (µg.h/ml)	96	137

(continued)

Pharmacokinetic parameters	Lipanthyl 200 M	Example 1C
C_{max} ($\mu\text{g/ml}$)	2.35	4.71
T_{max} (hours)	8.0	5.5
Ke (1/hour)	0.032	0.028
Elim $\frac{1}{2}$ (hours)	26.7	24.9

[0078] The following abbreviations are used in the present application:

C_{max} : maximum concentration in the plasma,

T_{max} : time required to attain the C_{max} ,

Elim $\frac{1}{2}$: plasmatic half-life,

AUC_{0-t} : area under the curve from 0 to t,

$AUC_{0-\infty}$ area under the curve from 0 to ∞ ,

Ke : Elimination constant.

[0079] The results obtained for Lipanthyl 200 M and for the product of example 1C are represented on figure 1 by curves 1 and 2, respectively.

[0080] These results show that the composition according to the present invention has a bioavailability which is greater than that of Lipanthyl 200 M in fasting individuals.

Pharmacokinetic study carried out in individuals in fed condition

[0081] The in vivo release profile of the gelatin capsules containing the example 1 C granules at a dose of 200 mg of fenofibrate is compared with that of the gelatin capsules marketed under the trademark Lipanthyl 200 M.

[0082] This study is carried out in 18 individuals. Blood samples are taken at regular time intervals and fenofibric acid is assayed.

[0083] The results are given in the following table and figure 2.

Pharmacokinetic parameters	Lipanthyl 200 M	Example 1C
AUC_{0-t} ($\mu\text{g.h/ml}$)	244	257
AUC_{inf} ($\mu\text{g.h/ml}$)	255	270
C_{max} ($\mu\text{g/ml}$)	12	13
T_{max} (hours)	5.5	5.5
Ke (1/hour)	0.04	0.04
Elim $\frac{1}{2}$ (hours)	19.6	19.3

[0084] The results obtained for Lipanthyl 200 M and for the product of example 1C are represented on figure 2 by curves 1 and 2, respectively.

[0085] These results show that the composition according to the present invention is bioequivalent to that of Lipanthyl 200 M in individuals in fed condition.

Comparison of the pharmacokinetic in individuals under fed condition versus the Pharmacokinetic in fasting individuals

[0086] Under fasted conditions it was unexpectedly found that the formulation of the invention provided a statically significant increased relative bioavailability of approximately 1.4 times that of the Lipanthyl® as evidenced by a 100% higher mean maximum concentration (C_{max}) of the drug and approximately 62% higher mean AUC's. This significant difference between the two formulations disappeared under fed condition.

[0087] When the bioavailability of the Lipanthyl® under fed versus fasted conditions was compared, the C_{max} signif-

ificantly increased (418%) and the mean AUC's significantly increased by (152%).

[0088] In contrast, when the bioavailability of the formulation of this invention under fed versus fasted conditions was compared, the C_{max} significantly increased by only 170% and the mean AUC'S were increased only by 76%.

[0089] The formulation according to the invention provides a pharmacokinetic profile in which the effect of ingestion of food on the uptake of the drug is substantially reduced over that observed with Lipanthyl®.

Comparative example 2: batch ZEF 001

[0090] This example illustrates the prior art.

[0091] It combines micronization of fenofibrate and the use of a surfactant. It differs from the present invention by the use of the mixture of binding excipients consisting of a cellulose derivative other than HPMC: Avicel PH 101 and polyvinylpyrrolidone (PVP K30).

[0092] It is prepared by extrusion-spheronization.

• Theoretical Formula

[0093]

Products	Theoretical amount %
Micronized fenofibrate	75.08
Montanox 80®	4.72
Avicel PH 101®	5.02
PVP K 30®	4.12
Explotab®	11.06

• In vitro dissolution profile

[0094] The in vitro dissolution is determined according to a continuous flow cell method with a flow rate of 8 ml/min of sodium lauryl sulfate at 0.1 N. The comparative results with Lipanthyl 200 M are given in the following table.

Time (min)	15	30
Example 2 (% dissolved)	24	40
Lipanthyl 200 M (% dissolved)	47.3	64.7

[0095] The dissolution is slower than that observed for Lipanthyl 200 M.

Pharmacokinetic study carried out in fasting individuals

[0096] The in vivo release profile of the gelatin capsules containing the ZEF 001 granules at doses of 200 mg of fenofibrate is compared with that of the gelatin capsules marketed under the trademark Lipanthyl 200 M.

[0097] This study is carried out in 5 fasting individuals receiving a single dose. Blood samples are taken at regular time intervals and fenofibric acid is assayed.

[0098] The results are given in the following table and figure 3.

Pharmacokinetic Parameters	Lipanthyl 200 M	Example 2
AUC _{0-t} (µg.h/ml)	92	47
AUC _{inf} (µg.h/ml)	104	53
C _{max} (µg/ml)	3.5	1.7

(continued)

Pharmacokinetic Parameters	Lipanthyl 200 M	Example 2
T _{max} (hours)	5.6	4.6
Ke (1/hour)	0.04	0.038
Elim ½ (hours)	18.9	20.3

[0099] The results obtained for Lipanthyl 200 M and for the product of example 2 are represented on figure 3 by curves 1 and 2, respectively.

[0100] These results show the greater bioavailability of Lipanthyl 200 M compared with this formulation based on the prior art.

[0101] Example 2 shows that combining the knowledge of the prior art (namely micronization or use of surfactants) does not make it possible to obtain rapid dissolution of fenofibrate. This results in low bioavailability compared with Lipanthyl 200 M.

[0102] The compositions prepared according to the present invention show more rapid dissolution than the formula of the prior art and improved bioavailability.

Example 3 : Microgranules coated with an outer layer

[0103] Microgranules were prepared by spraying an aqueous suspension onto neutral cores.

[0104] The composition of the suspension is given in the following table:

Suspension	Amount (percentage by mass)
Purified water	78.09
3.5 % dimethicone emulsion	0.19
30 % simethicone emulsion	0.03
HydroxyPropylMethylCellulose (HPMC) 2910 (Pharmacoat® 603)	3.31
Sodium lauryl sulphate	0.89
Micronized fenofibrate	17.49
Total	100.00

[0105] The composition of the obtained microgranule is given in the following table:

Formula of microgranules	Amount (kg)
Micronized fenofibrate	372.00
Sugar spheres	96.00
HydroxyPropylMethylCellulose (HPMC) 2910 (Pharmacoat® 603)	70.32
Sodium lauryl sulphate	18.96
35 % dimethicone emulsion	4.12
30 % simethicone emulsion	0.67
Talc .	2.72
Purified water	1660.80

[0106] Different additional outer layers composed of a suspension of HPMC and talc (2:1, w:w) were applied on the obtained microgranules. They differ from each other :

- by the type of HPMC used : Pharmacoat® 603, 606 or 615. The major difference between these HPMC is their

EP 1 667 666 B9

viscosity which increases in the order HPMC 603 < HPMC 606 < HPMC 615.

- by the amount of the (HPMC/Talc) suspension applied on the microgranules : 1, 2, 3, 4, 5 or 10 %, expressed as dry HPMC/talc/relative to the total microgranule.

5 **[0107]** Dissolution tests were performed with hand-filled gelatine capsules. The mass of microgranules introduced in the capsule was calculated according to the theoretical content of fenofibrate in the formula.

[0108] The equipment was composed of:

- a dissolutes (for example: SOTAX AT7 type),
- 10 - a pump which allows direct sample analysis,
- a UV spectrophotometer (for example : Lambda 12 from Perkin Elmer).

[0109] The dissolution method used was a rotating blade method at 75 rpm according to the European Pharmacopoeia.

15 **[0110]** The dissolution medium was composed of water with 0.025 M sodium lauryl sulfate. The temperature was set at $37.0^{\circ}\text{C} \pm 0.5^{\circ}\text{C}$.

[0111] Dissolution profile as a function of the amount of the (HPMC/Talc) suspension applied on the microgranules

[0112] The effect exerted on the dissolution profile by the amount of the HPMC/Talc suspension applied on the microgranules was studied. The results are summarized on figures 4 to 6 for HPMC 603, 606 and 615 respectively. The coating leads to the apparition of a delay after 5 min dissolution.

20 **Example 4: Microgranules coated with an outer layer applied by spraying a (HPMC 606/Talc) 4% suspension**

[0113] Microgranules are obtained by spraying an aqueous suspension of micronized fenofibrate prepared as described in example 3 onto neutral cores, followed by an outer layer of HPMC and talc, the composition of the microgranules is given in the following table:

FORMULA	PERCENTAGE BY MASS
Neutral cores	16.44
Micronized fenofibrate	63.69
Hydroxypropylmethyl cellulose 3.0 Viscosity cP	12.04
Sodium lauryl sulfate	3.25
Dimethicone	0.25
Simethicone	0.03
Talc	0.63
Outer layer	
Hydroxypropylmethyl cellulose 6.0 Viscosity cP	2.57
Talc	1.1

45 **Example 5 : Dissolution Profile**

[0114] A dissolution profile for a fenofibrate composition prepared according to example 4 was carried out by rotating blade method at 75 rpm, according to the European Pharmacopoeia. The dissolution medium was composed of water with 0.025 M sodium lauryl sulfate. The temperature was set at $37^{\circ}\text{C} \pm 0.5^{\circ}\text{C}$.

50 **[0115]** The vessel was filled with 1000 mL sodium lauryl sulfate 0.025 M. One hand-filled capsules were added to the vessel. The test sample was taken at time intervals of 5 minutes (during 1 hour) and analyzed at a wavelength of 290 nm, through 2 mm quartz cells, against a blank constituted of 0.025 M sodium lauryl sulfate. The results obtained are shown graphically in FIG. 7, on which the percentage of dissolution is shown and in the following table.

Time (min)	Amount of dissolution (%)
5	3 ± 1
10	41 ± 7

55

(continued)

Time (min)	Amount of dissolution (%)
20	92±4
30	98±1

[0116] These results clearly show that the composition according to the invention has a dissolution profile which is less than 10% in five minutes and more than 80% in 20 minutes.

Example 6

[0117] A comparison of the relative bioavailability of 130 mg fenofibrate composition prepared according to example 4 and Tricor® 200 mg under fasted conditions and following consumption of a standard high fat FDA test meal in healthy adult subjects.

[0118] A test of bioavailability on healthy volunteers was carried out. The following compositions were tested: capsules containing microgranules prepared according to example 4 containing 130 mg of fenofibrate and Tricor® from Abbott Laboratories, containing 200 mg of fenofibrate. The study was carried out on 32 healthy volunteers in a randomized, single-dose, open-label (laboratory blinded), 4-way crossover study to determine the relative bioavailability under fasted and fed conditions in healthy adult subjects. The relative bioavailability of each formulation under fasted and fed conditions was also assessed. Subjects randomized to Treatment A received a single oral dose of 130 mg fenofibrate prepared according to example 4 taken with 240 mL of tap water following a 10-hour fast. Subjects randomized to Treatment B received a single oral dose of the same formulation taken with 240 mL of tap water following a standardized high-fat meal. Subjects randomized to Treatment C received a single oral dose of one Tricor® (fenofibrate) 200 mg micronized capsule taken with 240 mL of tap water following a 10-hour fast. Subjects randomized to Treatment D received a single oral dose of one Tricor® (fenofibrate) 200 mg micronized capsule taken with 240 mL of tap water following a standardized high-fat meal.

[0119] In these examples, "fasted" is based on a 10-hour absence of food, however, a skilled artisan would know other methods of preparing fasted conditions. For example, "fasted" may be understood as 10 hour or more absence of food.

[0120] The standardized high-fat meal contains approximately 50 percent of total caloric content of the meal from fat or a caloric content of 800-1000 calories of which 50 percent is from fat. An example of the standardized high-fat meal is two eggs fried in butter, two strips of bacon, two slices of toast with butter, four ounces of hash brown potatoes (fried with butter) and eight ounces of whole milk. Substitutions in this test meal can be made as long as the meal provides a similar amount of calories from protein, carbohydrate, and fat and has comparable meal volume and viscosity. The results obtained are given in Tables 1 and 2 below:

Table 1

Pharmacokinetic Parameters for Fenofibric Acid Following a Single Dose Under Fasted and Fed (Standard High-Fat FDA Test Meal) Conditions				
Parameter	Treatment A Invention 130 mg (Fasted)	Treatment B Invention 130 mg-(Fed)	Treatment C Tricor® 200 mg (Fasted)	Treatment D Tricor® 200 mg (Fed)
AUC _{0-t} (ng·h/mL)	114853	145562	109224	224330
AUC _{0-inf} (ng·h/mL)	116134	146843	111235	226004
C _{max} (ng/mL)	4375	9118	3413	12829
T _{max} (h)	4.84	4.89	9.61	5.65
t _{1/2} (h)	19.7	18.3	21.0	19.0

Table 2

Fed vs Fasted Ratios for Individual Formulations		
Parameter	B: Invention 130 mg (Fed) vs A: Invention 130 mg (Fasted)	D: Tricor [®] 200 mg (Fed) vs C: Tricor [®] 200 mg (Fasted)
AUC _{0-t}	124.8	221.1
AUC _{0-inf}	124.6	218.8
C _{max}	210.2	434.2

[0121] Table 1 shows that the extent of absorption (AUC) of fenofibric acid following administration of 130 mg fenofibrate of the invention is comparable to that of the Tricor[®] 200 mg capsule under fasted conditions.

[0122] In addition, table 2 shows that the maximum plasma concentration (C_{max}) for the invention is lower than Tricor[®], indicating that food effected the rate of bioavailability for the Tricor[®] formulation. Specifically, the food effect observed for the invention is approximately 2-fold lower than that observed for the Tricor[®] 200 mg capsule. This suggests that the rate of bioavailability for the invention is almost independent of the presence of food. In contrast, the rate of bioavailability for Tricor[®] significantly increased with food.

Example 7

[0123] A comparison of the relative bioavailability of 130 mg fenofibrate composition prepared according to in example 4 versus Tricor[®] 200 mg capsules at steady state in healthy adult subjects on a Therapeutic Lifestyle Change Diet ("TLC").

[0124] A test of bioavailability on healthy volunteers was carried out. The following compositions were tested: capsules containing microgranules prepared according to example 4 containing 130 mg of fenofibrate and Tricor[®] from Abbott Laboratories, containing 200 mg of fenofibrate. The study was carried out on 28 healthy volunteers in a randomized, multiple-dose, open-label (laboratory-blended), 2-way crossover study to determine and compare the bioavailability of the formulation prepared according to example 4 of the invention relative to Tricor[®] 200 mg oral capsules immediately following consumption of a TLC diet meal. Subjects randomized to Treatment A received a single oral dose of one 130 mg capsule of the invention taken with 240 mL of room temperature tap water daily for 7 days. Subjects randomized to Treatment B received a single oral dose of one Tricor[®] (fenofibrate) 200 mg micronized capsule taken with 240 mL of room temperature tap water daily for 7 days.

[0125] The TLC Diet stresses reductions in saturated fat and cholesterol intake. The TLC diet contains approximately 25-30 percent fat per meal. An example of a TLC meals is 1 cup of bran cereal, 1 cup of fat free milk, 8 ounces of orange juice, 1 small banana, 1 slice whole wheat toast, 1 teaspoon of margarine, and coffee, black or with fat free milk. Substitutions in this test meal can be made as long as the meal provides a similar amount of calories from protein, carbohydrate, and fat and has comparable meal volume and viscosity. The results obtained are given in Table 3 below:

Table 3

Pharmacokinetic Parameters for Fenofibric Acid Following Multiple Dosing in Healthy Subjects on a TLC Diet		
Parameter	Treatment A Invention 130 mg (Fed)	Treatment B Tricor [®] 200 mg (Fed)
AUC _{τ, ss} (ng·h/mL)	182889	204988
C _{max, ss} (ng/mL)	12664	13810
T _{max, ss} (h)	4.896	5.343
C _{av, ss} (ng/mL)	7620	8541
C _{min, ss} (ng/mL)	4859	5878

[0126] The results on table 3 show that the bioavailability of the capsules of the invention and the Tricor[®] 200 mg capsules are comparable after multiple dosing, immediately following consumption of a TLC diet meal.

Example 8

[0127] A Comparison of the Relative Bioavailability of 130 mg fenofibrate composition prepared according to example 4 and Tricor® 200 mg Under Fasted Conditions and Following Consumption of a Therapeutic Lifestyle Change Meal in Healthy Adult Subjects.

[0128] A test of bioavailability on healthy volunteers was carried out. The following compositions were tested: capsules containing microgranules prepared according to example 4 containing 130 mg of fenofibrate and Tricor® from Abbott Laboratories, containing 200 mg of fenofibrate. The study was carried out on 32 healthy volunteers in a randomized, single-dose, open-label (laboratory blinded), 4-way crossover study to determine the relative bioavailability of 130 mg of the invention prepared according example 4 to Tricor® 200 mg oral capsules under fasted and fed conditions in healthy adult subjects. The relative bioavailability of each formulation under fasted and fed conditions was also assessed. Subjects randomized to Treatment A received a single oral dose of 130 mg fenofibrate prepared according to example 4 taken with 240 mL tap water under fasted conditions. Subjects randomized to Treatment B received a single oral dose of 130 mg fenofibrate prepared according to example 4 formulation taken with 240 mL of room temperature tap water following a TLC meal. Subjects randomized to Treatment C received a single oral dose of one Tricor® 200 mg capsule taken with 240 mL tap water under fasted conditions. Subjects randomized to Treatment D received a single oral dose of one Tricor® 200 mg capsule taken with 240 mL of tap water following a TLC diet meal.

[0129] The results obtained are given in Tables 4 and 5 below:

Table 4

Pharmacokinetic Parameters for Fenofibric Acid Following a Single Dose Under Fasted and Fed (Therapeutic Lifestyle Change Meal) Conditions				
Parameter	Treatment A: Invention 130 mg (Fasted)	Treatment B: Invention 130 mg (Fed)	Treatment C: Tricor® 200 mg (Fasted)	Treatment D: Tricor® 200 mg (Fed)
AUC _{0-t} (ng-h/mL)	126031	130400	123769	159932
AUC _{0-inf} (ng-h/mL)	128020	132387	129798	162332
C _{max} (ng/mL)	4403	7565	2734	7554
T _{max} (h)	4.73	4.21	8.37	4.58

Table 5

Fed vs. Fasted Ratios for Individual Formulations		
Parameter	B: Invention 130 mg (Fed) vs A: Invention 130 mg (Fasted)	D: Tricor® 200 mg (Fed) vs C: Tricor® 200 mg (Fasted)
AUC _{0-t}	104.0	131.4
AUC _{0-inf}	103.9	127.9
C _{max}	175.1	279.7

[0130] The results on Table 4 show that following the consumption of a TLC meal, the maximum plasma concentration (C_{max}) of fenofibric acid and the extent of absorption (AUC) of the invention is comparable to Tricor®. Similarly, under fasted conditions, the extent of absorption (AUC) of the invention is comparable to Tricor®. But, the maximum plasma concentration (C_{max}) of fenofibric acid is greater for the invention than for the Tricor® formulation indicating that the invention is more easily absorbed.

[0131] Also, the results on Table 5 show that the consumption of a TLC meal effected the maximum plasma concentration (C_{max}) for both the invention and Tricor®. But the food effect is more than 2-fold lower for the invention as compared to Tricor®. This indicates that the rate of bioavailability for the invention is almost independent of the presence of food. In contrast, the rate of bioavailability for Tricor® significantly increased with food.

Claims

- 5 1. The use of a composition of fenofibrate containing micronized fenofibrate, a surfactant and a binding cellulose derivative as a solubilization adjuvant, said composition containing an amount of fenofibrate greater than or equal to 60% by weight for the preparation of a medicament for treating hypertriglyceridemias, hypercholesterolemias or hyperlipidemias while reducing the food effect on the bioavailability of fenofibrate, **characterized in that** said composition is in the form of granules comprising:
- 10 (a) a neutral core;
 (b) an active layer, which surrounds the core; and
 (c) an outer layer,
- 15 wherein said active layer comprises micronized fenofibrate, a surfactant and a binding cellulose derivative; and wherein said formulation has a dissolution profile of less than 10% at 5 minutes and more than 80% at 20 minutes according to the European Pharmacopoeia in a dissolution medium constituted by water with 0.025 M sodium lauryl sulphate.
- 20 2. The use according to claim 1, **characterized in that** the bioavailability of fenofibrate is equivalent whether the patient is fed a high fat containing meal or is fasted.
- 25 3. The use according to claim 1, **characterized in that** bioavailability of fenofibrate is equivalent whether the patient is fed a at least 800-1000 calories 50% of which are from fat or is fasted.
- 30 4. The use according to claim 1, **characterized in that** the bioavailability of fenofibrate is equivalent whether the patient is fed a therapeutic lifestyle change diet is fasted.
- 35 5. The use according to anyone of claims 1 to 4, **characterized in that** said binding cellulose derivative, which is a solubilization adjuvant, is hydroxypropylmethylcellulose.
- 40 6. The use according to claim 5, **characterized in that** said hydroxypropylmethylcellulose has an apparent viscosity of between about 2.4 and 18 (cP) mPa.s, preferably between about 2.4 and 3.6 (cP) mPa.s.
- 45 7. The use according to anyone of claims 1 to 6, **characterized in that** said composition contains an amount of fenofibrate greater than or equal to 70% by weight relative to the weight of the composition, preferably greater than or equal to 75% by weight relative to the weight of the composition.
- 50 8. The use according to anyone of claims 1 to 7, **characterized in that** said surfactant is selected from the group consisting of polyoxyethylene 20 sorbitan monooleate, sorbitan monodecanoate, sucrose stearate and sodium lauryl sulfate.
- 55 9. The use according to anyone of claims 1 to 8, **characterized in that** said surfactant represents between about 1 and 10% by weight relative to the weight of the fenofibrate, preferably between 3 and 5% by weight relative to the weight of the fenofibrate.
10. The use according to claims 5 or 6, **characterized in that** the fenofibrate/hydroxypropylmethylcellulose mass ratio is between 5/1 and 15/1.
11. The use according to anyone of claims 1 to 10, **characterized in that** said binding cellulose derivative represents between about 2 and 15% by weight of the composition, preferably between about 5 and 12% by weight of the composition.
12. The use according to anyone of claims 1 to 11, **characterized in that** said composition further contains at least one excipient, such as a diluent, for instance lactose, an antifoaming agent, for instance α -(trimethylsilyl)- γ -methylpoly[oxy(dimethylsilylene)] or a mixture of α -(trimethylsilyl)- γ -methylpoly[oxy(dimethylsilylene)] with silicon dioxide, or a lubricant, for instance talc or colloidal silicon dioxide.
13. The use according to anyone of claims 1 to 12, **characterized in that** the mean size of the fenofibrat  particles is less than 15 μ m, preferably less than 8 μ m.

14. The use according to anyone of claims 1 to 13, **characterized in that** said composition has a dissolution profile of less than 5% at 5 minutes and more than 90% at 20 minutes according to the European Pharmacopoeia in a dissolution medium constituted by water with 0.025 M sodium lauryl sulfate.

5 15. The use according to anyone claims 1 to 1.4, **characterized in that** said composition comprises less than 20% by weight of the neutral core; more than 60% by weight of the micronized fenofibrate; less than 20% by weight of binding cellulose derivative and more than 3% by weight of the surfactant.

10 16. The use according to anyone of claims 1 to 15, **characterized in that** the outer layer comprises a hydrosoluble binder, such as hydroxypropylmethylcellulose.

17. The use according to claim 16 **characterized in that** hydroxypropylmethylcellulose is chosen among hydroxypropylmethylcellulose having an apparent viscosity of 3 (cP) mPa.s or 6 (cP) mPa.s or 15 (cP) mPa.s or a mixture thereof.

15 18. The use according to anyone of claims 1 to 17, **characterized in that** the outer layer further comprises talc.

19. The use according to anyone of claims 1 to 18, **characterized in that** the outer layer comprises a hydroxypropylmethylcellulose/talc mass ratio between 1/1 and 5/1.

20

Patentansprüche

1. Verwendung einer Fenofibrat-Zusammensetzung, die mikronisiertes Fenofibrat, ein Tensid und ein Binder-Cellulosederivat als Solubilisierungs-Adjuvans enthält, wobei die Zusammensetzung eine Fenofibrat-Menge von mehr als oder gleich 60 Gewichtsprozent enthält, für die Herstellung eines Medikaments zur Behandlung von Hypertriglyceridämien, Hypercholesterolemien oder Hyperlipidämien, wobei der Nahrungsmiteleinfluss auf die Bioverfügbarkeit von Fenofibrat verringert ist, **dadurch gekennzeichnet, dass** die Zusammensetzung in Form eines Granulats vorliegt, welches umfasst:

- 30 (a) einen neutralen Kern;
 (b) eine aktive Schicht, die den Kern umgibt; und
 (c) eine äußere Schicht;

35 wobei die aktive Schicht mikronisiertes Fenofibrat, ein Tensid und ein Binder-Cellulosederivat umfasst; und wobei die Formulierung ein Auflösungsprofil von weniger als 10 % nach 5 Minuten und mehr als 80 % nach 20 Minuten gemäß der Europäischen Pharmakopöe in einem Auflösungsmedium aufweist, das aus Wasser mit 0,025 M Natriumlaurylsulfat besteht.

40 2. Verwendung nach Anspruch 1, **dadurch gekennzeichnet, dass** die Bioverfügbarkeit von Fenofibrat unabhängig davon, ob der Patient eine hochfettthaltige Mahlzeit eingenommen hat oder nüchtern ist, äquivalent ist.

3. Verwendung nach Anspruch 1, **dadurch gekennzeichnet, dass** die Bioverfügbarkeit von Fenofibrat unabhängig davon, ob der Patient mindestens 800-1000 Kalorien eingenommen hat, von denen 50 % Fett sind, oder gefastet hat, äquivalent ist.

45 4. Verwendung nach Anspruch 1, **dadurch gekennzeichnet, dass** die Bioverfügbarkeit von Fenofibrat unabhängig davon, ob der Patient eine therapeutische Verhaltensänderungs-Diät eingenommen hat oder gefastet hat, äquivalent ist.

50 5. Verwendung nach irgendeinem der Ansprüche 1 bis 4, **dadurch gekennzeichnet, dass** das Binder-Cellulosederivat, bei dem es sich um einen Solubilisierungs-Adjuvans handelt, Hydroxypropylmethylcellulose ist.

6. Verwendung nach Anspruch 5, **dadurch gekennzeichnet, dass** die Hydroxypropylmethylcellulose eine scheinbare Viskosität zwischen etwa 2,4 und 18 mPa.s (cP), vorzugsweise zwischen etwa 2,4 und 3,6 mPa.s (cP) aufweist.

55 7. Verwendung nach irgendeinem der Ansprüche 1 bis 6, **dadurch gekennzeichnet, dass** die Zusammensetzung eine Fenofibrat-Menge größer als oder gleich 70 Gew.-%, bezogen auf das Gewicht der Zusammensetzung, bevorzugt größer als oder gleich 75 Gew.-%, bezogen auf das Gewicht der Zusammensetzung, enthält.

EP 1 667 666 B9

8. Verwendung nach irgendeinem der Ansprüche 1 bis 7, **dadurch gekennzeichnet, dass** das Tensid ausgewählt ist aus der Gruppe bestehend aus Polyoxyethylen-20-sorbitanmonooleat, Sorbitanmonodecanoat, Saccharosestearat und Natriumlaurylsulfat.
- 5 9. Verwendung nach irgendeinem der Ansprüche 1 bis 8, **dadurch gekennzeichnet, dass** das Tensid etwa 1 bis 10 Gew.-%, bezogen auf das Gewicht des Fenofibrats, vorzugsweise zwischen 3 und 5 Gew.-%, bezogen auf das Gewicht des Fenofibrats, ausmacht.
- 10 10. Verwendung nach den Ansprüchen 5 oder 6, **dadurch gekennzeichnet, dass** das Massenverhältnis Fenofibrat/Hydroxypropylmethylcellulose zwischen 5/1 und 15/1 liegt.
- 15 11. Verwendung nach irgendeinem der Ansprüche 1 bis 10, **dadurch gekennzeichnet, dass** das Binder-Cellulosederivat zwischen etwa 2 und 15 Gew.-% der Zusammensetzung, bevorzugt zwischen etwa 5 und 12 Gew. % der Zusammensetzung ausmacht.
- 20 12. Verwendung nach irgendeinem der Ansprüche 1 bis 11, **dadurch gekennzeichnet, dass** die Zusammensetzung weiter mindestens einen Hilfsstoff, wie ein Verdünnungsmittel, zum Beispiel Lactose, ein Schaumverhütungsmittel, zum Beispiel α -(Trimethylsilyl)- γ -methylpoly-[oxy(dimethylsilylen)] oder eine Mischung von α -(Trimethylsilyl)- γ -methylpoly[oxy(dimethylsilylen)] mit Siliciumdioxid, oder ein Gleitmittel, zum Beispiel Talkum oder kolloidales Siliciumdioxid, enthält.
- 25 13. Verwendung nach irgendeinem der Ansprüche 1 bis 12, **dadurch gekennzeichnet, dass** die mittlere Größe der Fenofibrat-Partikel weniger als 15 μ m, vorzugsweise weniger als 8 μ m beträgt.
- 30 14. Verwendung nach irgendeinem der Ansprüche 1 bis 13, **dadurch gekennzeichnet, dass** die Zusammensetzung ein Auflösungsprofil von weniger als 5 % nach 5 Minuten und mehr als 90 % nach 20 Minuten gemäß der Europäischen Pharmakopöe in einem Auflösungsmedium aufweist, das aus Wasser mit 0,025 M Natriumlaurylsulfat besteht.
- 35 15. Verwendung nach irgendeinem der Ansprüche 1 bis 14, **dadurch gekennzeichnet, dass** die Zusammensetzung weniger als 20 Gew.-% des neutralen Kerns; mehr als 60 Gew.-% des mikronisierten Fenofibrats; weniger als 20 Gew.-% Binder-Cellulosederivat und mehr als 3 Gew.-% des Tensids umfasst.
- 40 16. Verwendung nach irgendeinem der Ansprüche 1 bis 15, **dadurch gekennzeichnet, dass** die äußere Schicht ein wasserlösliches Bindemittel, wie Hydroxypropylmethylcellulose, umfasst.
- 45 17. Verwendung nach Anspruch 16, **dadurch gekennzeichnet, dass** Hydroxypropylmethylcellulose aus Hydroxypropylmethylcellulose mit einer scheinbaren Viskosität von 3 mPa·s (cP) oder 6 mPa·s (cP) oder 15 mPa·s (cP) oder einer Mischung derselben ausgewählt ist.
18. Verwendung nach irgendeinem der Ansprüche 1 bis 17, **dadurch gekennzeichnet, dass** die äußere Schicht weiter Talkum umfasst.
19. Verwendung nach irgendeinem der Ansprüche 1 bis 18, **dadurch gekennzeichnet, dass** die äußere Schicht ein Massenverhältnis Hydroxypropylmethylcellulose/Talkum zwischen 1/1 und 5/1 umfasst.

Revendications

- 50 1. Utilisation d'une composition de fénofibrate contenant du fénofibrate micronisé, un tensioactif et un dérivé cellulosique de liaison en tant qu'adjuvant de solubilisation, ladite composition contenant une quantité de fénofibrate supérieure ou égale à 60 % en poids, pour la préparation d'un médicament destiné au traitement des hypertriglycéridémies, des hypercholestérolémies ou des hyperlipidémies tout en réduisant l'effet des aliments sur la biodisponibilité du fénofibrate,
- 55 **caractérisée en ce que** ladite composition est sous la forme de granules comprenant :
- (a) un coeur neutre ;
 - (b) une couche active qui entoure le coeur ; et
 - (c) une couche externe ;

EP 1 667 666 B9

où ladite couche active comprend du fénofibrate micronisé, un tensioactif et un dérivé cellulosique de liaison ; et où ladite formulation a un profil de dissolution inférieur à 10 % à 5 minutes et supérieur à 80 % à 20 minutes conformément à la Pharmacopée Européenne dans un milieu de dissolution constitué d'eau avec du laurylsulfate de sodium 0,025 M.

- 5
2. Utilisation selon la revendication 1, **caractérisée en ce que** la biodisponibilité du fénofibrate est équivalente, que le patient soit nourri avec un repas à forte teneur en matières grasses, ou qu'il soit à jeun.
- 10
3. Utilisation selon la revendication 1, **caractérisée en ce que** la biodisponibilité du fénofibrate est équivalente, que le patient soit nourri avec au moins 800-1000 calories dont 50 % proviennent des matières grasses, ou qu'il soit à jeun.
- 15
4. Utilisation selon la revendication 1, **caractérisée en ce que** la biodisponibilité du fénofibrate est équivalente, que le patient soit nourri avec un régime de changement de style de vie thérapeutique, ou qu'il soit à jeun.
- 20
5. Utilisation selon l'une quelconque des revendications 1 à 4, **caractérisée en ce que** ledit dérivé cellulosique de liaison, qui est un adjuvant de solubilisation, est l'hydroxypropylméthylcellulose.
6. Utilisation selon la revendication 5, **caractérisée en ce que** ladite hydroxypropylméthylcellulose a une viscosité apparente comprise entre environ 2,4 et 18 mPa.s (cP), de préférence entre environ 2,4 et 3,6 mPa.s (cP).
- 25
7. Utilisation selon l'une quelconque des revendications 1 à 6, **caractérisée en ce que** ladite composition contient une quantité de fénofibrate supérieure ou égale à 70 % en poids par rapport au poids de la composition, de préférence supérieure ou égale à 75 % en poids par rapport au poids de la composition.
- 30
8. Utilisation selon l'une quelconque des revendications 1 à 7, **caractérisée en ce que** ledit tensioactif est choisi dans le groupe constitué par le monooléate de sorbitan polyoxyéthyléné-20, le monodécanoate de sorbitan, le stéarate de saccharose et le laurylsulfate de sodium.
- 35
9. Utilisation selon l'une quelconque des revendications 1 à 8, **caractérisée en ce que** ledit tensioactif représente entre environ 1 et 10 % en poids par rapport au poids du fénofibrate, de préférence entre 3 et 5 % en poids par rapport au poids du fénofibrate.
- 40
10. Utilisation selon la revendication 5 ou 6, **caractérisée en ce que** le rapport en masse fénofibrate/hydroxypropylméthylcellulose est compris entre 5/1 et 15/1.
- 45
11. Utilisation selon l'une quelconque des revendications 1 à 10, **caractérisée en ce que** ledit dérivé cellulosique de liaison représente entre environ 2 et 15 % en poids de la composition, de préférence entre environ 5 et 12 % en poids de la composition.
- 50
12. Utilisation selon l'une quelconque des revendications 1 à 11, **caractérisée en ce que** ladite composition contient en outre au moins un excipient, tel qu'un diluant, par exemple le lactose, un agent anti-moussant, par exemple l' α -(triméthylsilyl)- γ -méthylpoly[oxy(diméthylsilylène)] ou un mélange d' α -(triméthylsilyl)- γ -méthylpoly[oxy(diméthylsilylène)] avec du dioxyde de silicium, ou un lubrifiant, par exemple le talc ou le dioxyde de silicium colloïdal.
- 55
13. Utilisation selon l'une quelconque des revendications 1 à 12, **caractérisée en ce que** la taille moyenne des particules de fénofibrate est inférieure à 15 μ m, de préférence inférieure à 8 μ m.
14. Utilisation selon l'une quelconque des revendications 1 à 13, **caractérisée en ce que** ladite composition a un profil de dissolution inférieur à 5 % à 5 minutes et supérieur à 90 % à 20 minutes conformément à la Pharmacopée Européenne dans un milieu de dissolution constitué d'eau avec du laurylsulfate de sodium 0,025 M.
15. Utilisation selon l'une quelconque des revendications 1 à 14, **caractérisée en ce que** ladite composition comprend moins de 20 % en poids de coeur neutre ; plus de 60 % en poids du fénofibrate micronisé ; moins de 20 % en poids de dérivé cellulosique de liaison, et plus de 3 % en poids du tensioactif.
16. Utilisation selon l'une quelconque des revendications 1 à 15, **caractérisée en ce que** la couche extérieure comprend un liant hydrosoluble, tel que l'hydroxypropylméthylcellulose.

EP 1 667 666 B9

17. Utilisation selon la revendication 16, **caractérisée en ce** l'hydroxypropylméthylcellulose est choisie parmi l'hydroxypropylméthylcellulose ayant une viscosité apparente de 3 mPa.s (cP) ou 6 mPa.s (cP) ou 15 mPa.s (cP) ou un de leurs mélanges.

5 18. Utilisation selon l'une quelconque des revendications 1 à 17, **caractérisée en ce que** la couche extérieure comprend en outre du talc.

10 19. Utilisation selon l'une quelconque des revendications 1 à 18, **caractérisée en ce que** la couche extérieure comprend un rapport en masse hydroxypropylméthylcellulose/talc compris entre 1/1 et 5/1.

10

15

20

25

30

35

40

45

50

55

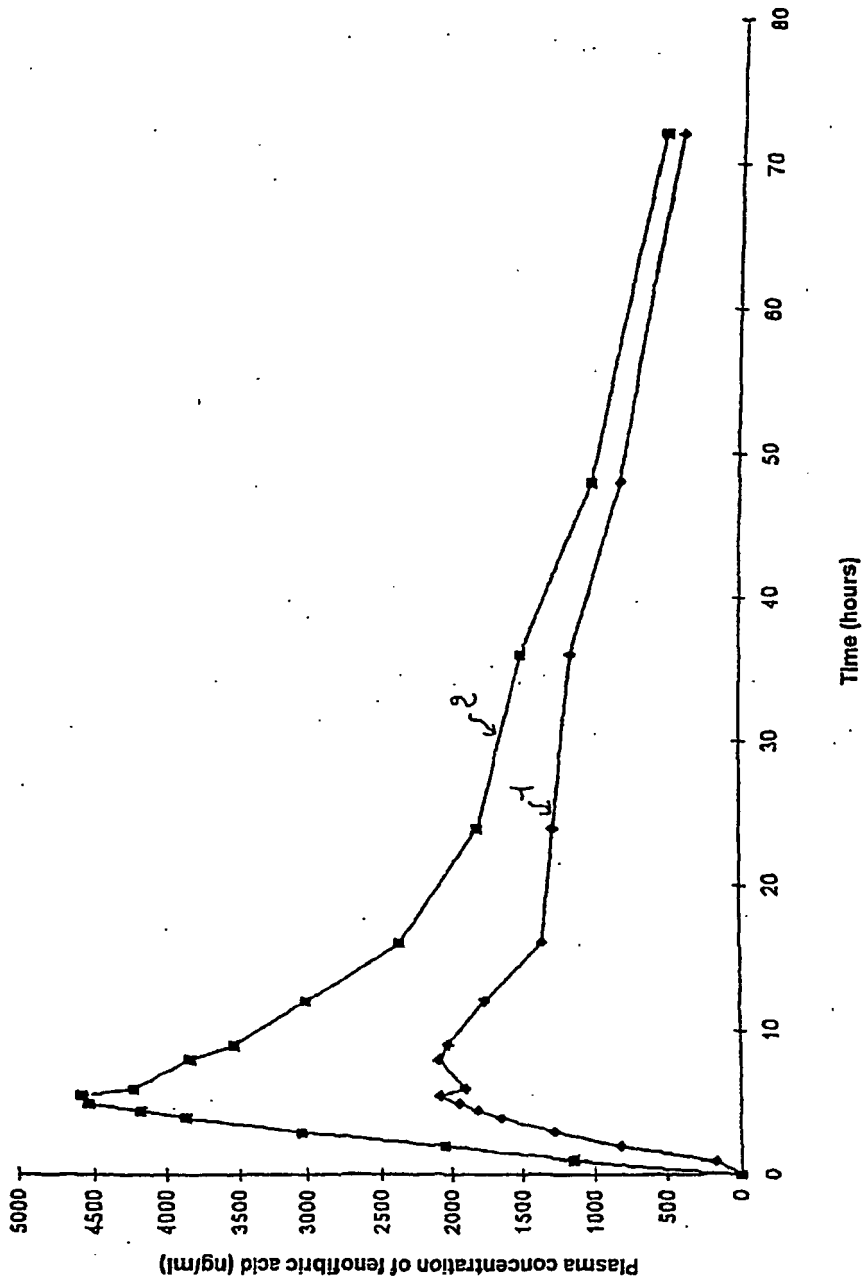


Figure 1

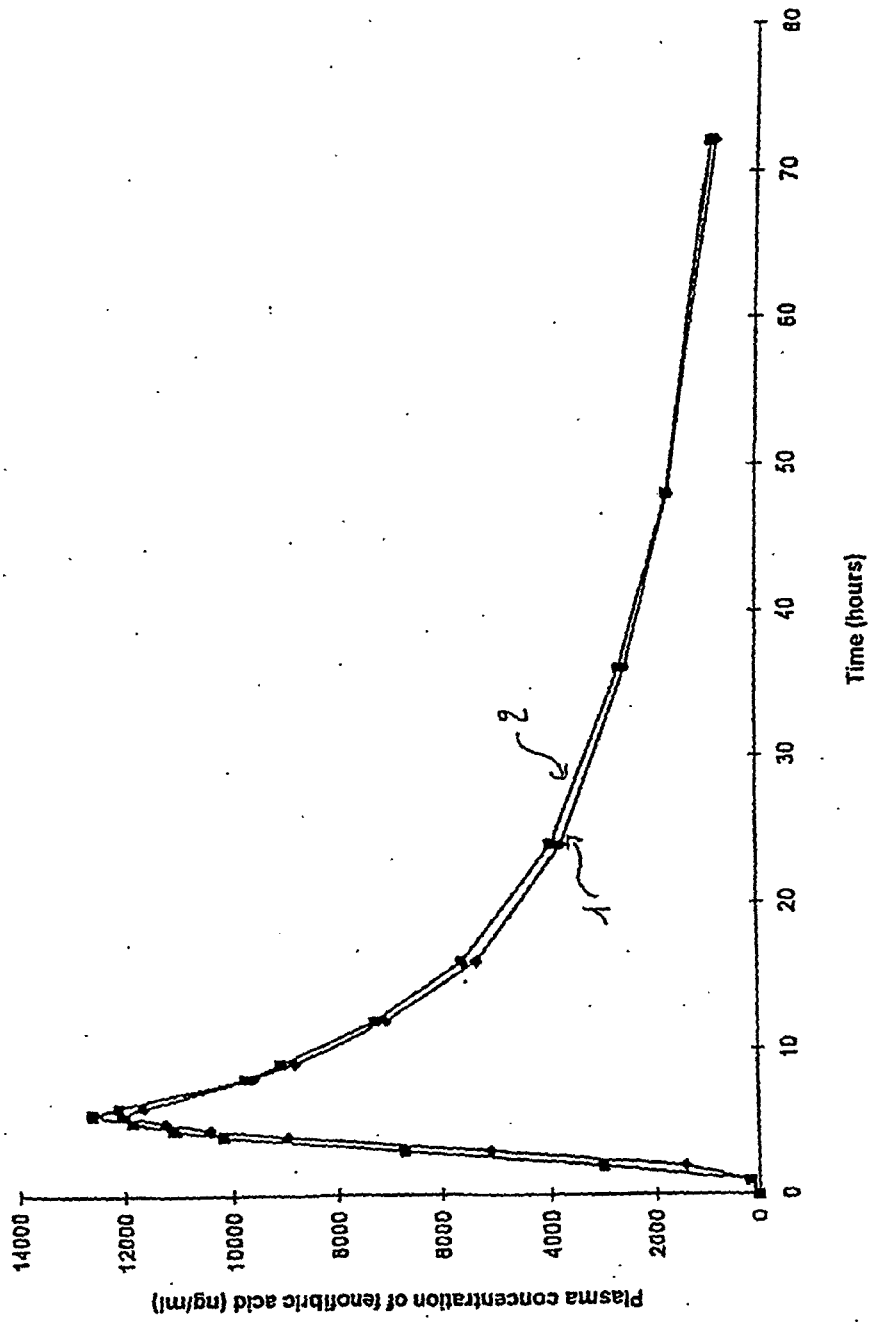


Figure 2

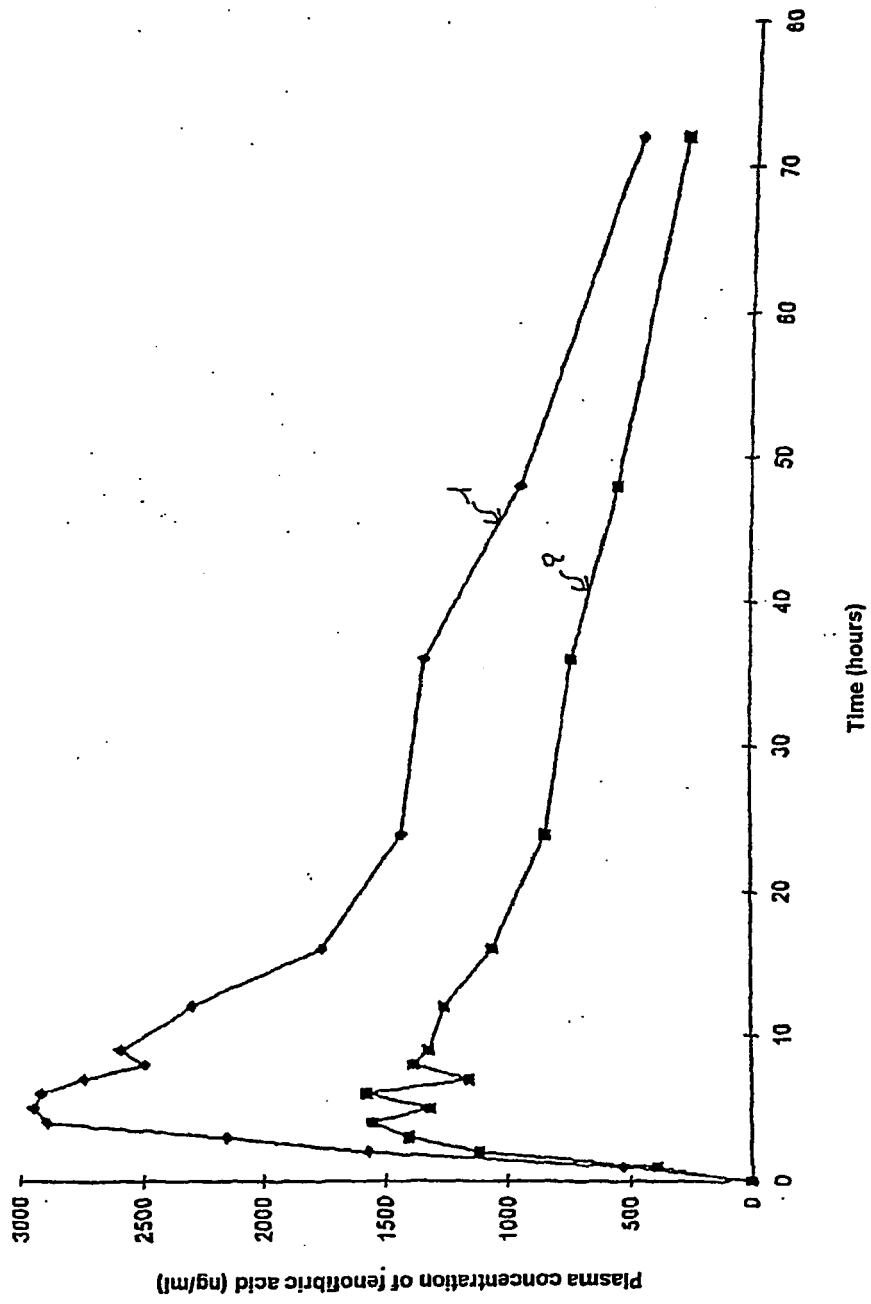


Figure 3

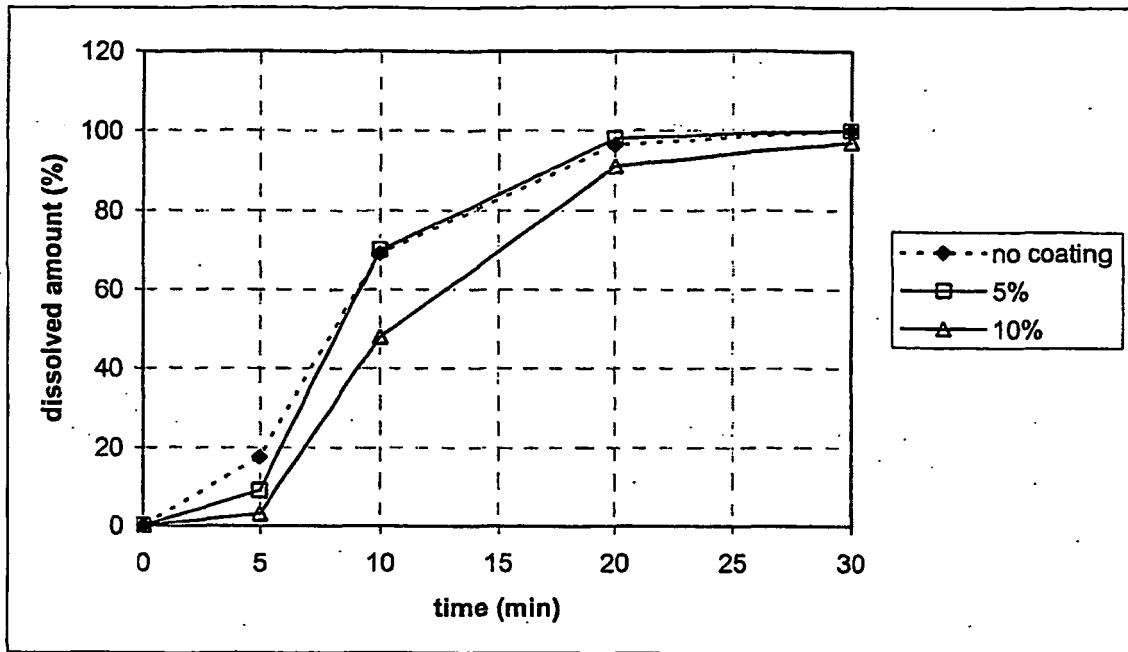


Figure 4

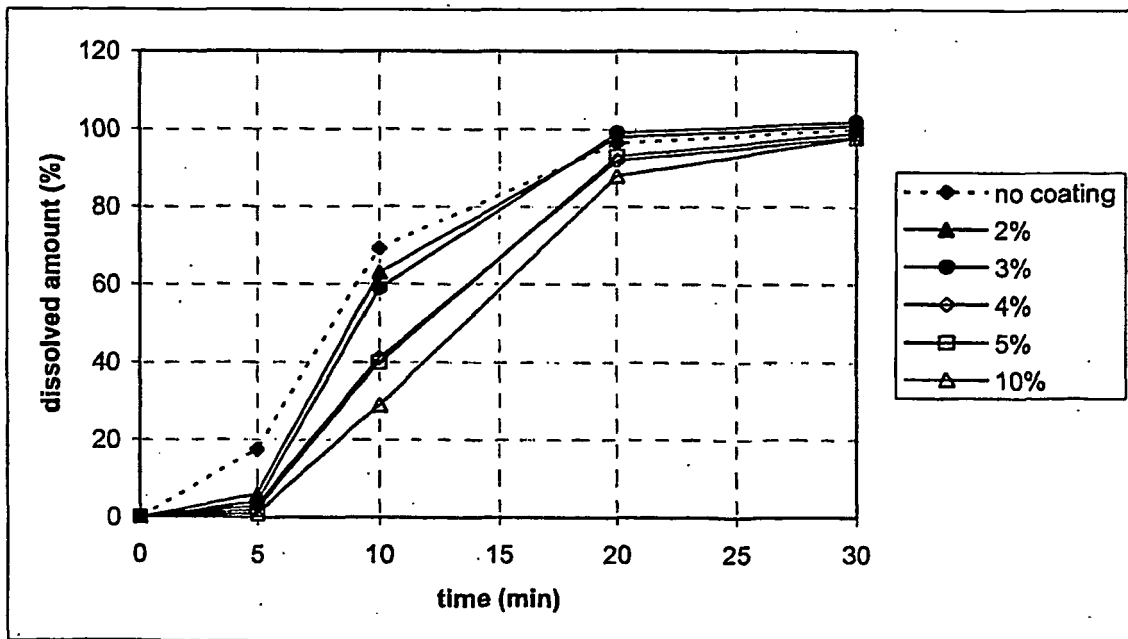


Figure 5

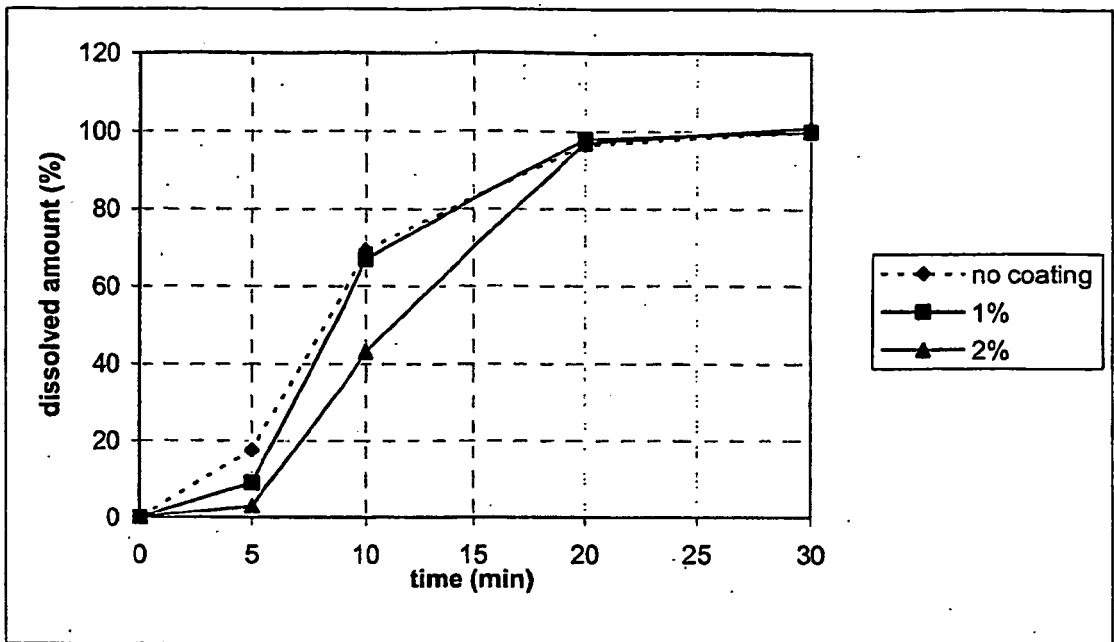


Figure 6

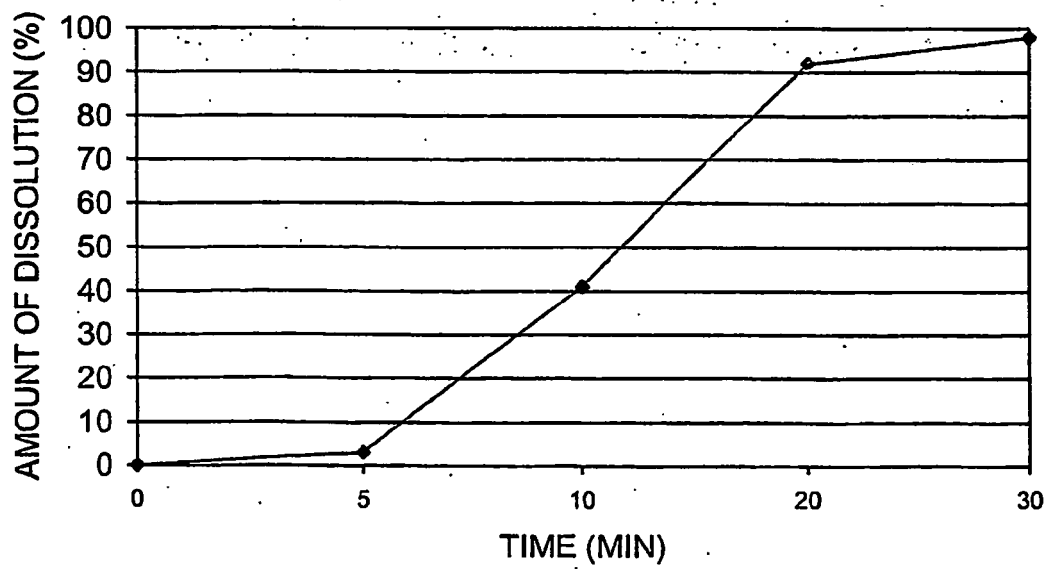


Figure 7

REFERENCES CITED IN THE DESCRIPTION

This list of references cited by the applicant is for the reader's convenience only. It does not form part of the European patent document. Even though great care has been taken in compiling the references, errors or omissions cannot be excluded and the EPO disclaims all liability in this regard.

Patent documents cited in the description

- WO 0103693 A [0009]
- EP 256933 A [0010] [0012]
- EP 330532 A [0011] [0012]
- WO 9831361 A [0013]