



(12) **EUROPEAN PATENT APPLICATION**

(43) Date of publication:
04.10.2006 Bulletin 2006/40

(51) Int Cl.:
A47D 13/02 (2006.01) A47D 13/08 (2006.01)

(21) Application number: **06005494.7**

(22) Date of filing: **17.03.2006**

(84) Designated Contracting States:
**AT BE BG CH CY CZ DE DK EE ES FI FR GB GR
HU IE IS IT LI LT LU LV MC NL PL PT RO SE SI
SK TR**
Designated Extension States:
AL BA HR MK YU

(30) Priority: **01.04.2005 JP 2005106223**

(71) Applicant: **Aprica Ikujikenkyukai Aprica Kassai
Kabushikikaisha
Osaka-shi,
Osaka 542-0082 (JP)**

(72) Inventors:
• **Kassai, Kenzou
Osaka-shi
Osaka 542-0083 (JP)**
• **Nishikura, Miyuki
Aprica Ikujikenkyukai Aprica K.K
Osaka-shi
Osaka 542-0082 (JP)**

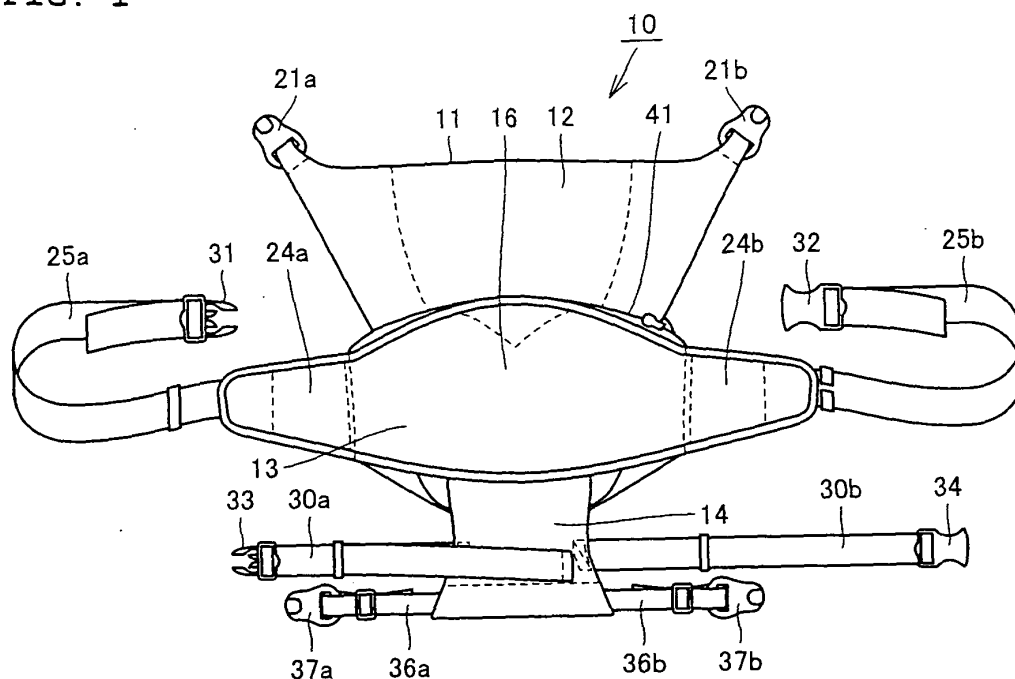
(74) Representative: **Oser, Andreas et al
Prüfer & Partner GbR
Patentanwälte
Sohnckestrasse 12
81479 München (DE)**

(54) **Nursing band**

(57) A nursing band (10) can be housed in a band case (50) provided on the back surface of an article case (40) of a belly bag. The band case (50) comprises a cushioned pad part (16) which has a predetermined size and abuts on the hip of a user when a band is used as the belly bag. The nursing band (10) comprises a back rest

part (12) for holding the back of a baby, a hip rest part (13) connected to the back rest part (12) for holding the hip of the baby, and a crotch rest part (14) connected to the hip rest part (13) for holding the crotch of the baby when it is used. The pad part (16) is used as the hip rest part (13) when the nursing band (10) is used.

FIG. 1



Description

BACKGROUND OF THE INVENTION

Field of the Invention

[0001] The present invention relates to a nursing band and more particularly, to a nursing band which can be easily carried.

Description of the Background Art

[0002] A baby holder which can house an article and be used as a nursing band is disclosed in Japanese Unexamined Patent Publication No. 2002-186543, for example. According to the above document, the baby holder comprises a body in which the baby is housed, a hip belt provided at the lower part of the body to be wound around the hip of a user, and a shoulder belt mounted on the body to be put around the shoulder of the user. A hip pad is provided in the hip belt and a container in which the body and the shoulder belt are housed is integrally provided with the hip pad.

[0003] The conventional nursing band which can be housed in the container has been constituted as described above. Although it is convenient because the body is taken out as the nursing band only when it is used, since the baby is held only by the body which can be folded into any configuration, the baby is forcedly enclosed in narrow space, so that the baby feels uneasy because the abdominal part of the baby is pressed, and the baby cannot be stably held.

SUMMARY OF THE INVENTION

[0004] The present invention was made to solve the above problems and it is an object of the present invention to provide a nursing band which is superior in portability and can hold the baby stably and comfortably.

[0005] A nursing band according to the present invention can be housed in a band case of a belly bag. The band case comprises a pad part which abuts on the hip of a user when a band is used as the belly bag. The nursing band comprises a back rest part for holding the back of a baby, a hip rest part connected to the back rest part for holding the hip of the baby, and a crotch rest part connected to the hip rest part for holding the crotch of the baby when it is used, and the pad part is used as the hip rest part when the band is used as the nursing band.

[0006] Since the nursing band can be housed in the band case of the belly bag, and the pad part is used as the hip rest part when it is used, the baby can be held at the pad part stably.

[0007] As a result, there can be provided a nursing band which is superior in portability and can hold the baby stably and comfortably.

[0008] Preferably, the back rest part is taken out of one side of the band case, and the crotch rest part is taken

out of the other side of the band case.

[0009] Further preferably, the pad part is breathable.

[0010] Still further preferably, the nursing band comprises a first belt connected to the pad part, the crotch rest part is connected to a second belt, the first belt is put on the hip of the user when the band is used as the belly bag, and the second belt is put on the hip of the user when the band is used as the nursing band to hold the baby.

BRIEF DESCRIPTION OF THE DRAWINGS

[0011]

Fig. 1 is a view showing a developed state of a side on which a baby is held in a nursing band according to one embodiment of the present invention;

Fig. 2 is a view showing a side opposite to that shown in Fig. 1;

Fig. 3 is a view showing a state in which the nursing band is housed and a band is used as a belly bag;

Fig. 4 is a view showing a part taken along IV-IV in Fig. 3;

Fig. 5 is a view showing a part taken along V-V in Fig. 3;

Fig. 6 is a view showing a state in which a user puts on the belly bag shown in Fig. 3;

Figs. 7 to 12 are views showing a using procedure of the nursing band according to one embodiment of the present invention; and

Fig. 13 is a view showing a state in which the baby is held by the nursing band.

DESCRIPTION OF THE PREFERRED EMBODIMENTS

[0012] An embodiment of the present invention will be described with reference to the drawings hereinafter. Fig. 1 is a development of a surface on which a baby is held in a nursing band 10 according to this embodiment of the present invention. Fig. 2 is a view showing a surface opposite to the above surface.

[0013] Referring to Fig. 1, the nursing band 10 comprises a back rest part 12, a hip rest part 13 provided on the lower side of the back rest part 12, and a crotch rest part 14 provided on the lower side of the hip rest part 13. When the nursing band 10 is used, the back, hip and crotch are held by the back rest part 12, the hip rest part 13 and the crotch rest part 14, respectively. Each of the back rest part 12, the hip rest part 13 and the crotch rest part 14 is made of a breathable mesh cloth.

[0014] As will be described below, when the nursing band 10 is housed in a band case of a belly bag, the hip rest part 13 functions as a pad part 16 abutting on the hip of a user of the belly bag. Therefore, the band case comprises the pad part which abuts on the hip of the user when the band is used as the belly bag. In addition, it is preferable that the pad part 16 has a certain size and made of a cushioned material.

[0015] As will be described below, the back rest part 12 is provided so as to be housed in a band case 50 (refer to Fig. 4) provided on the back side of the hip rest part 13 and between the hip rest part 13 and an article case 40 (refer to Fig. 2), and when an upper zipper 41 provided at an upper end of the hip rest part 13 is opened, the back rest part 12 can be taken out of the band case and developed as shown in Fig. 1.

[0016] Similarly, the crotch rest part 14 is also provided so as to be housed in the band case provided on the back side of the hip rest part 13, and when a lower zipper (refer to Fig. 5) provided at a lower end of the hip rest part 13 is opened, it can be taken out of the band case 50 and developed as shown in Fig. 1.

[0017] Hooks 21a and 21b are provided at both ends of the upper side of the back rest part 12, respectively. Case holding parts 24a and 24b each having a predetermined width are provided on the right and left sides of the hip rest part 13, respectively, and their ends are connected to first belts 25a and 25b. A one-touch buckle 31 is provided at an end of the first belt 25a and a covered buckle 32 which engages with the one-touch buckle 31 is provided at an end of the first belt 25b.

[0018] Second belts 30a and 30b are provided on both right and left sides of the center part of the crotch rest part 14, respectively. A one-touch buckle 33 is provided at an end of the second belt 30a and a covered buckle 34 which engages with the one-touch buckle 33 is provided at an end of the second belt 30b. Third belts 36a and 36b are provided at a lower end of the crotch rest part 14, and hooks 37a and 37b are provided at ends of the third belts 36a and 36b, respectively.

[0019] The back side of the baby holding side of the nursing band 10 will be described with reference to Fig. 2. Referring to Fig. 2, rings 22a and 22b are provided on both sides of an upper part of the back surface of the back rest part 12.

[0020] As described above, the band case which can house the back rest part 12 and the crotch rest part 14, and the article case 40 are provided on the back side of the hip rest part 13. A zipper 44 used for housing an article when the band is used as the belly bag is provided at an upper end of the article case 40, and two pockets and zippers 45a and 45b for them are provided at a lower part thereof. Thus, since the pockets are provided in the article case 40, necessary articles can be carried close when a user goes out with a baby.

[0021] Passages 26a and 26b to the first belts 25a and 25b are provided at both ends of the case holding parts 24a and 24b. In addition, rings 27a and 27b are provided in the first belts 25a and 25b, respectively.

[0022] It is to be noted that pathways of the hooks 37a and 37b of the third belt 36 when the nursing band 10 is used as will be described below are shown by arrows in Fig. 2. Namely, the hooks 37a and 37b of the third belt 36 are passed through the passages 26a and 26b of the first belt 25 and connected to the rings 22a and 22b provided in the back rest part 12.

[0023] Furthermore, each of the first to the third belts 25, 30 and 36 has an adjustment part for adjusting its length.

[0024] Fig. 3 is a view showing a state in which the back rest part 12 and the crotch rest part 14 are housed in the band case. As shown in Fig. 3, when the back rest part 12 and the crotch rest part 14 are housed, the band can be used as a normal belly bag.

[0025] Figs. 4 and 5 are views taken along arrows IV-IV and V-V in Fig. 3, respectively. Referring to Fig. 4, the band case 50 is provided on the side of the hip rest part 13 with respect to the article case 40, and the upper zipper 41 is provided on its upper side. Similarly, a lower zipper 42 is provided at a lower part of the article case 40 on the side of the hip rest part 13. As described above, the back rest part 12 is taken out or housed in the band case 50 by opening and closing the upper zipper 41 and crotch rest part 14 is taken out or housed in the band case 50 by opening and closing the lower zipper 42.

[0026] Next, a description will be made of how to use the nursing band 10 according to this embodiment. Fig. 6 is a view showing a state in which the belly bag containing the nursing band 10 shown in Fig. 3 is held on the hip of the user. Therefore, the nursing band 10 is held on the hip of the user normally with the use of the first belt 25. At this time, since the pad part 16 abuts on the hip of the user of the belly bag, the user can easily hold the belly bag.

[0027] A description will be made of the case when the nursing band 10 is used with reference to Fig. 7. First, the lower zipper 42 is opened to take out the crotch rest part 14 and the second belts 30a and 30b from the band case 50 and the article case 40 is held on the hip of the user with the use of the second belts 30a and 30b. At this time, the third belts 36a and 36b provided at the lower end of the crotch rest part 14 are folded down toward the hip rest part 13 as shown in the drawing. Then, the first belts 25a and 25b are taken off and the upper zipper 41 is opened to take out the back rest part 12 from the band case 50.

[0028] Then, as shown in Fig. 8, the first belts 25a and 25b are put around the shoulders of the user by connecting the one-touch buckle 31 to the covered buckle 32. Then, as described with reference to Fig. 2, the hook 37b provided at the end of the third belt 36b is passed through the passage 26b to be connected to the ring 22b of the back rest part 12 as shown in Figs. 9 and 10. Thus, an opening formed by the hip rest part 13, the crotch rest part 14 and the third belt 36, in which legs of the baby can extend is formed.

[0029] Next, as shown in Fig. 11, the hook 21b provided at the end of the back rest part 12 is connected to the ring 27b provided in the first belt 25b. Thus, the back rest part 12 is held in the vertical direction, so that the baby can be held in the vertical direction.

[0030] Fig. 12 is a view showing a state in which the state shown in Fig. 11 is taken from the opposite direction. Respective members are connected in the same manner

in the opposite direction.

[0031] Fig. 13 is a view showing a state in which the baby is held using the nursing band 10 constituted by the above parts connected as described above. As described above, the hook 21 provided at the end of the back rest part 12 is connected to the ring 27 provided in the first belt 25 to form the opening in which the baby can extend the legs, and space in which the baby can be held is formed by the back rest part 12, the hip rest part 13 and the crotch rest part 14. Since the pad part is used as the hip rest part 13, the abdominal part of the baby is not pressed, so that the baby can be stably and comfortably held by the nursing band.

[0032] As a result, there can be provided a nursing band which can stably hold the baby and be easily housed and superior in portability when it is not used.

[0033] In addition, although the description has been made of the state in which the baby is held in the face-to-face direction in the above embodiment, the present invention is not limited to this and the baby can be held in the opposite direction.

[0034] In addition, although the description has been made of the case where the band case and the article case are separately provided in the above embodiment, the present invention is not limited to this, and they may be integrally provided.

[0035] Although the embodiments of the present invention have been described with reference to the drawings in the above, the present invention is not limited to the above-illustrated embodiments. Various kinds of modifications and variations may be added to the illustrated embodiments within the same or equal scope of the present invention.

[0036] The nursing band according to the present invention can be advantageously applied to a nursing band, since it is superior in portability and can hold the baby stably and comfortably.

3. The nursing band (10) according to claim 1 or 2, wherein said pad part (16) is breathable.

4. The nursing band (10) according to any one of claims 1 to 3, wherein said nursing band (10) comprises a first belt (25) connected to said pad part (16), said crotch rest part (14) is connected to a second belt (30), said first belt (25) is put on the hip of the user when the band is used as the belly bag, and said second belt (30) is put on the hip of the user when the band is used as the nursing band to hold the baby.

Claims

1. A nursing band (10) which can be housed in a band case (50) of a belly bag, wherein said band case (50) comprises a pad part (16) which abuts on the hip of a user when a band is used as the belly bag, said nursing band (10) comprises a back rest part (12) for holding the back of a baby, a hip rest part (13) connected to the back rest part (12) for holding the hip of the baby, and a crotch rest part (14) connected to the hip rest part (13) for holding the crotch of the baby when it is used, and said pad part (16) is used as said hip rest part (13) when the nursing band (10) is used.

2. The nursing band (10) according to claim 1, wherein said back rest part (12) is taken out of one side of said band case (50), and said crotch rest part (14) is taken out of the other side of said band case (50).

FIG. 1

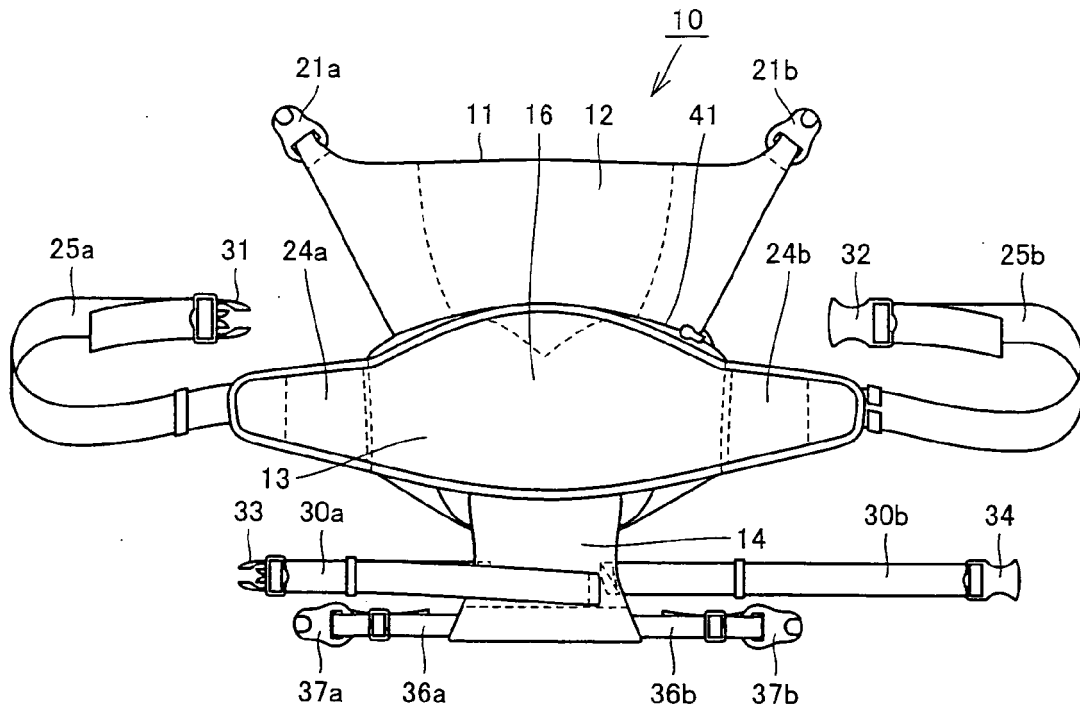


FIG. 2

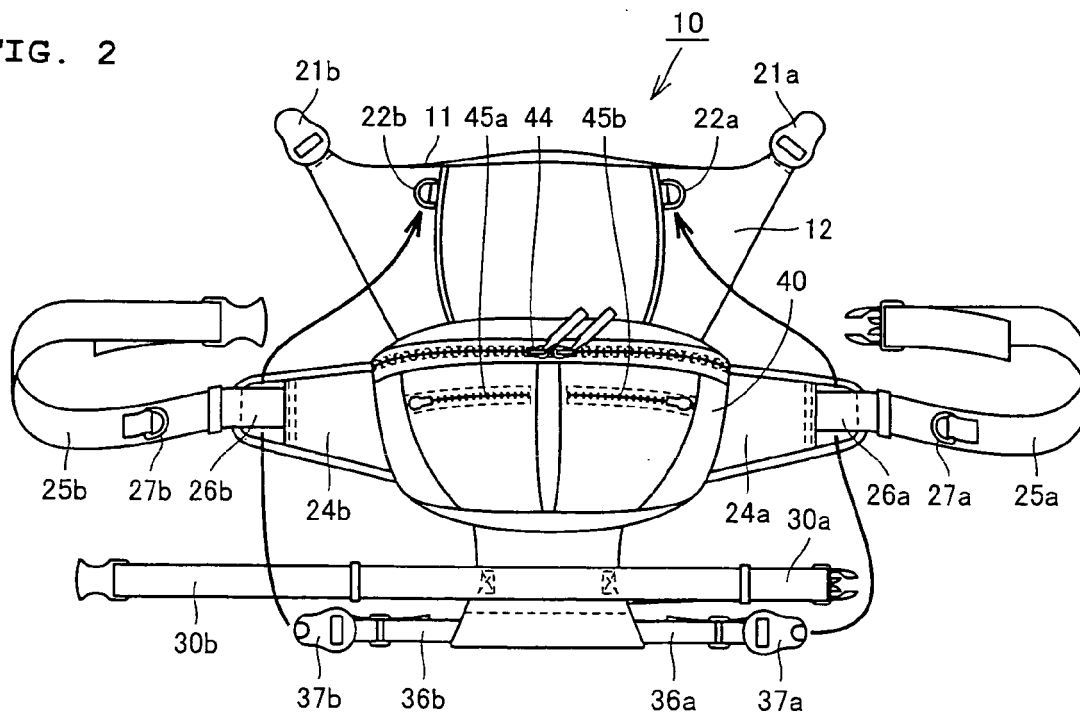


FIG. 3

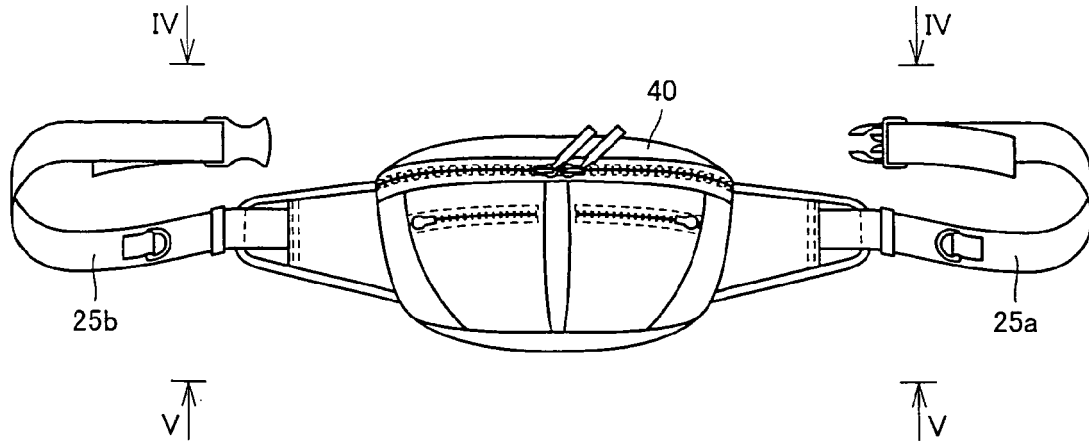


FIG. 4

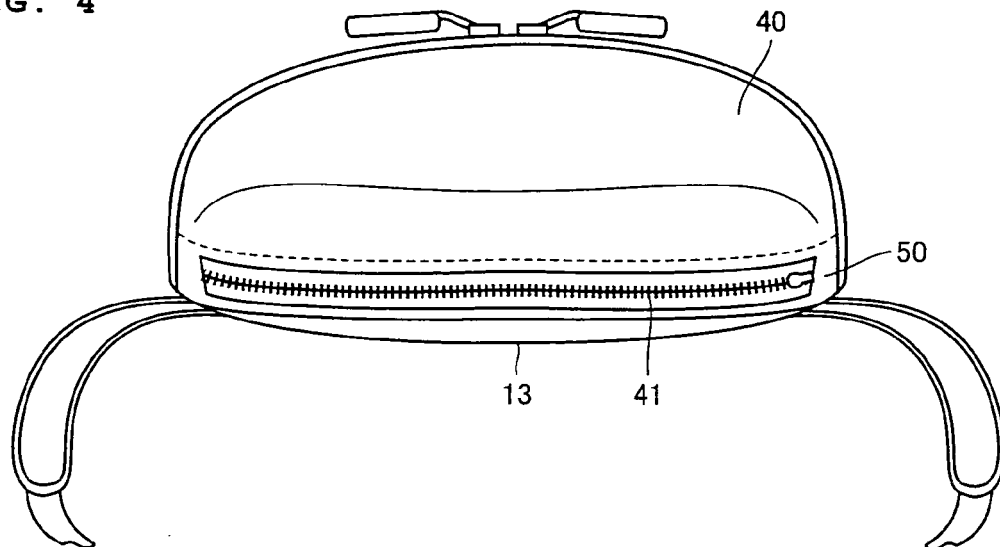


FIG. 5

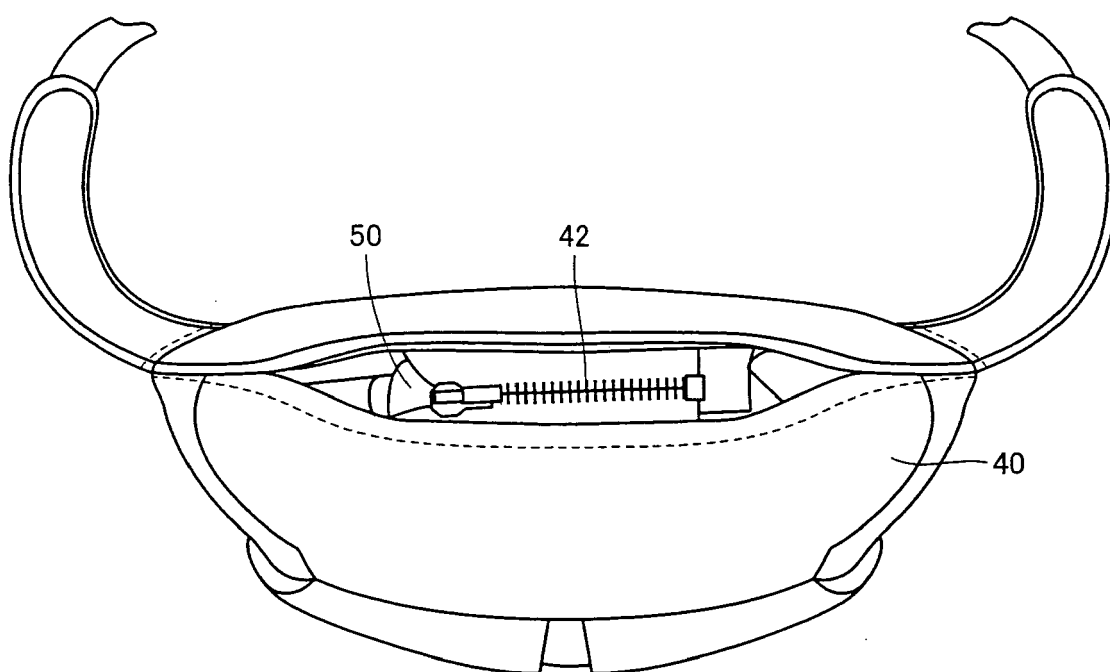


FIG. 6

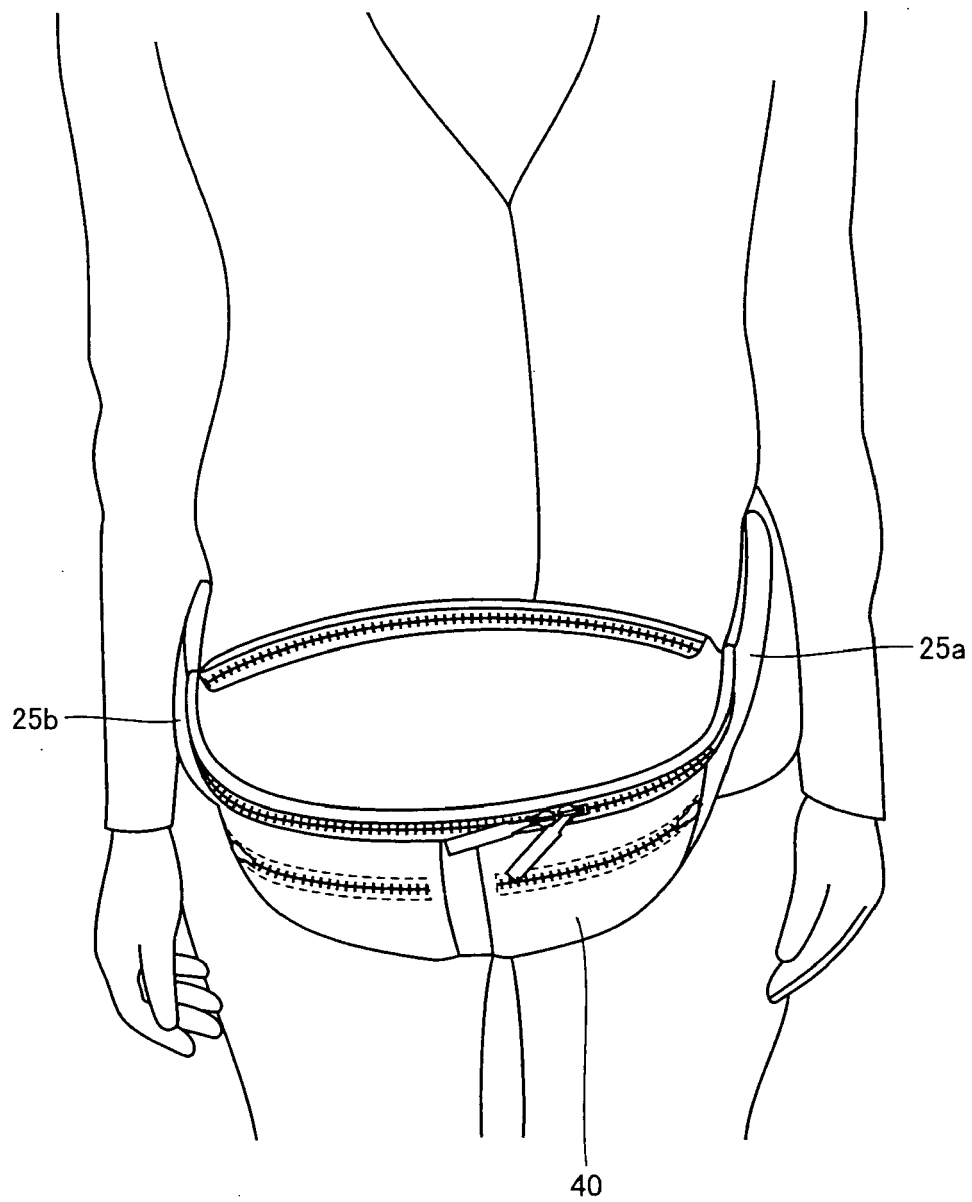


FIG. 7

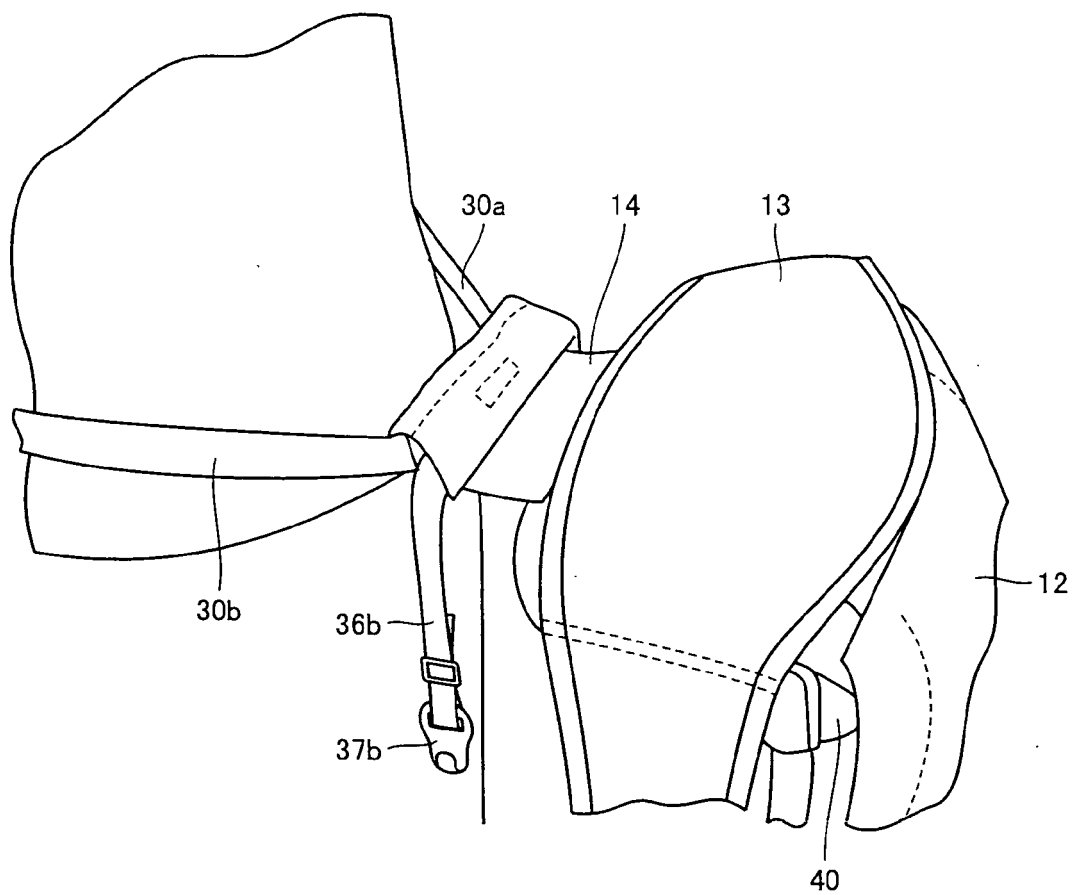


FIG. 8

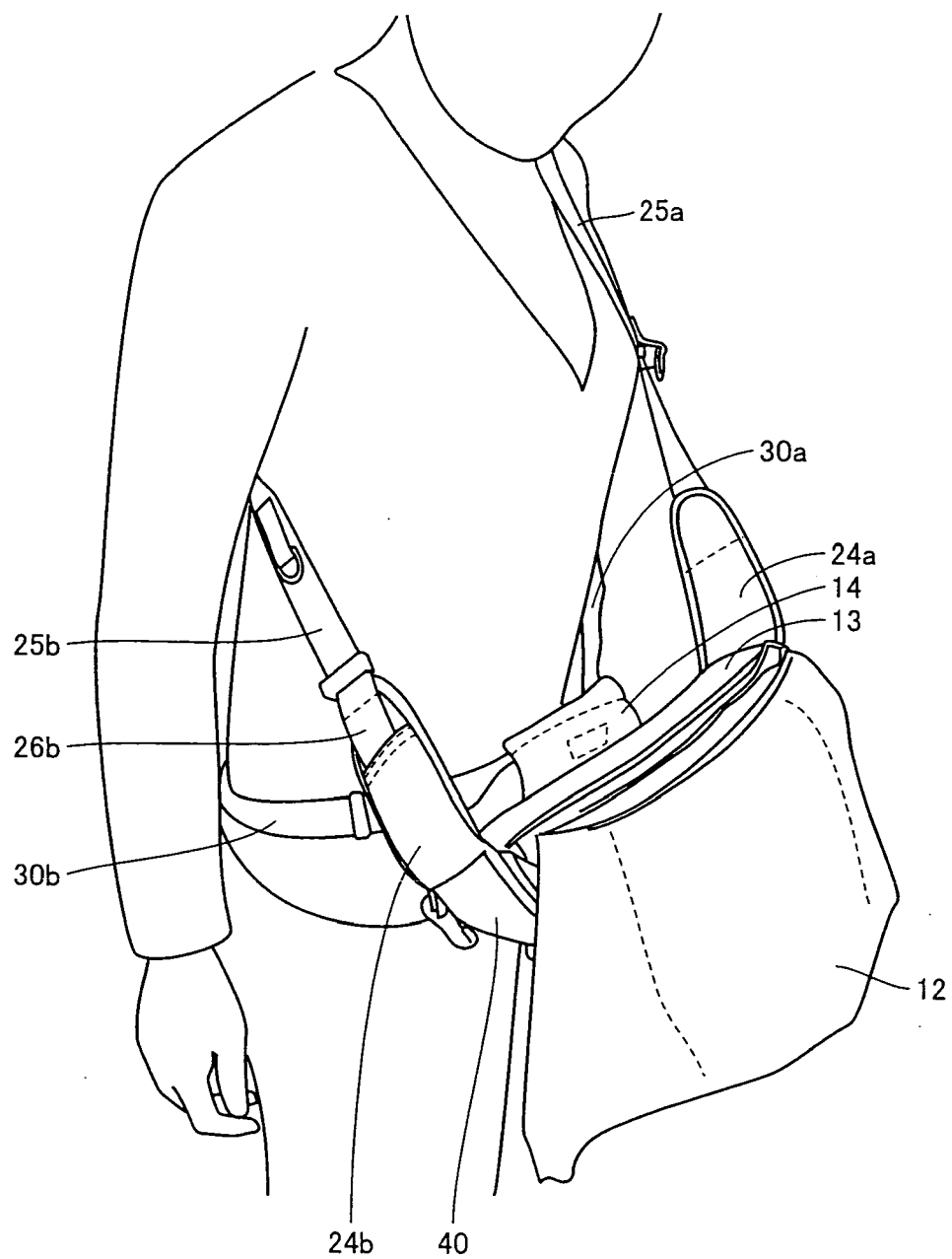


FIG. 9

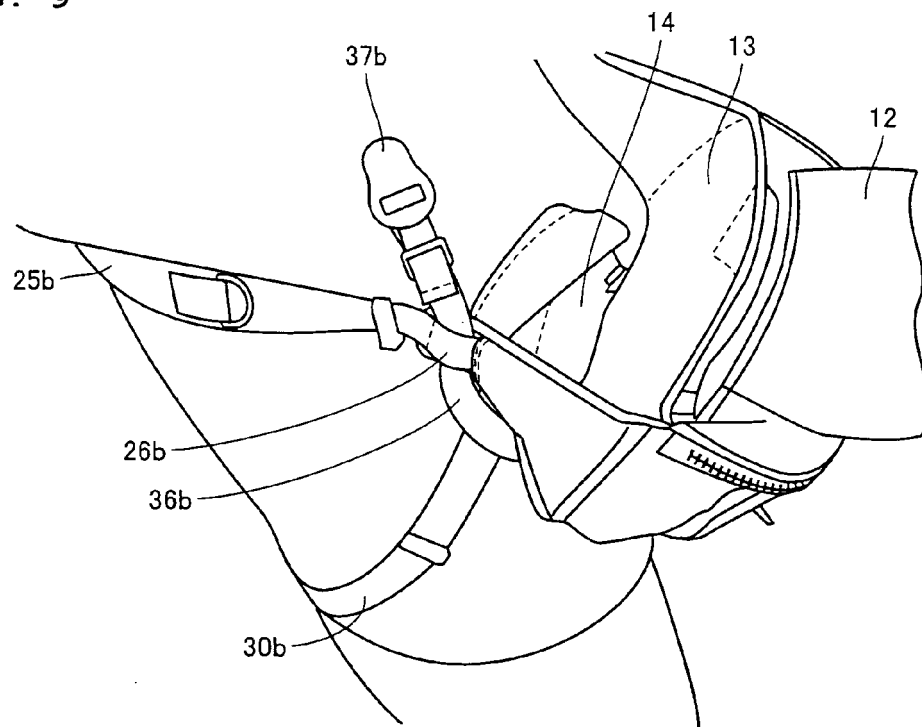


FIG. 10

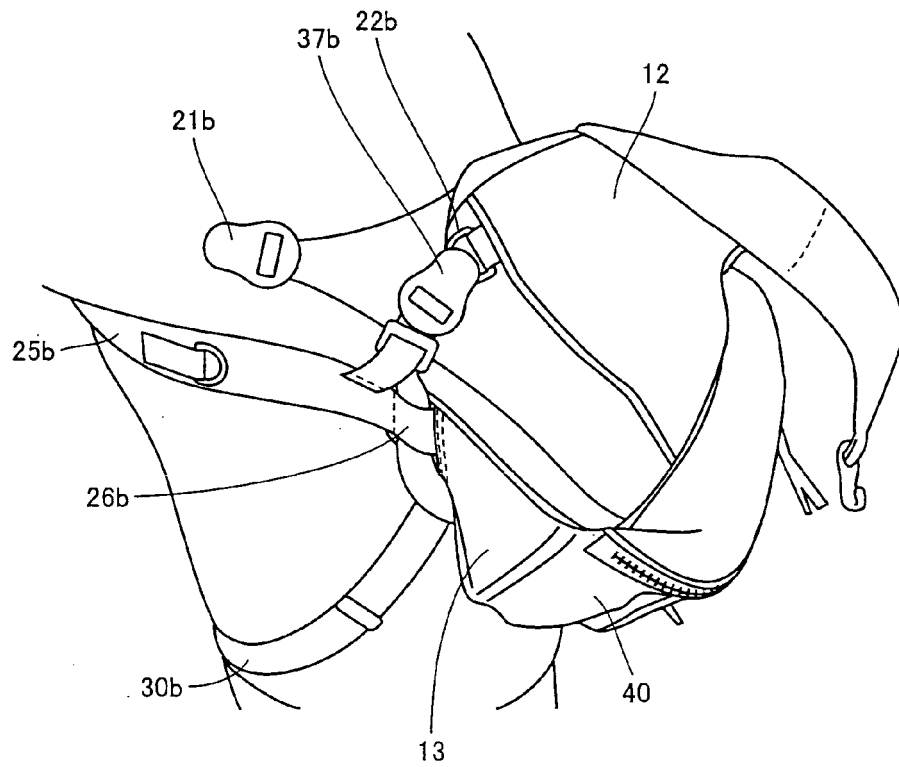


FIG. 11

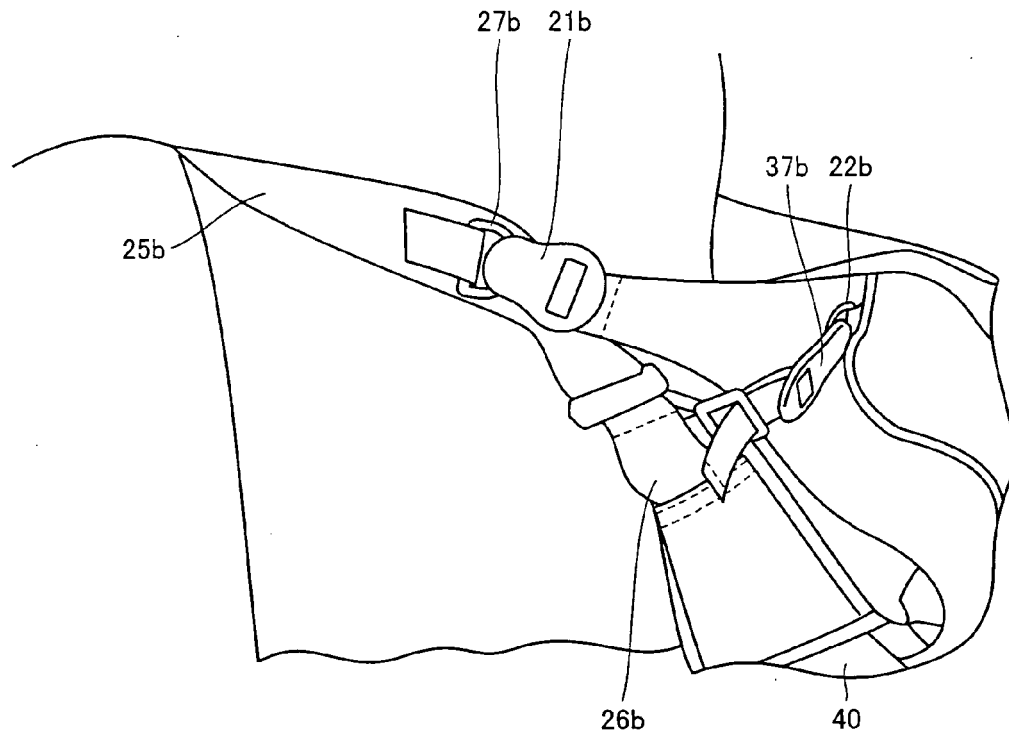


FIG. 12

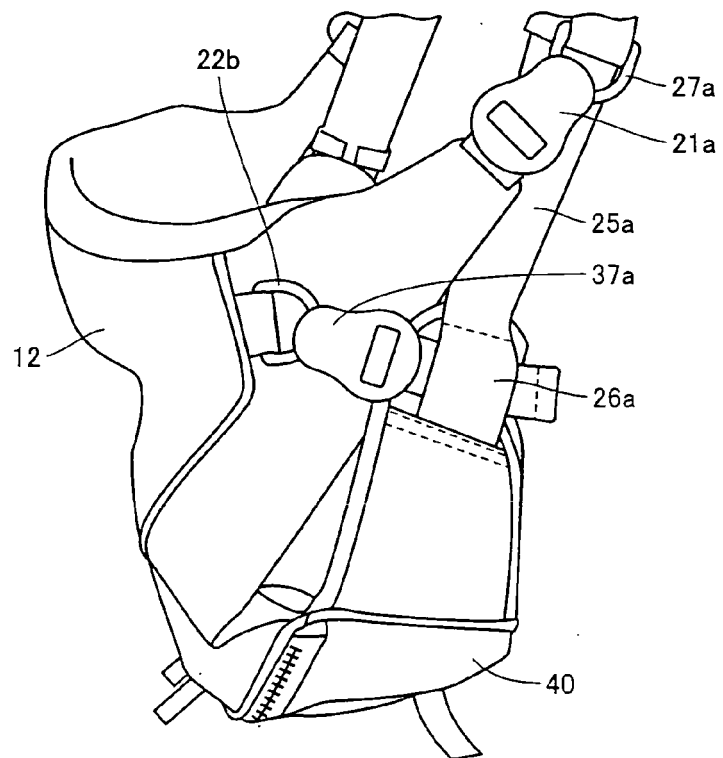
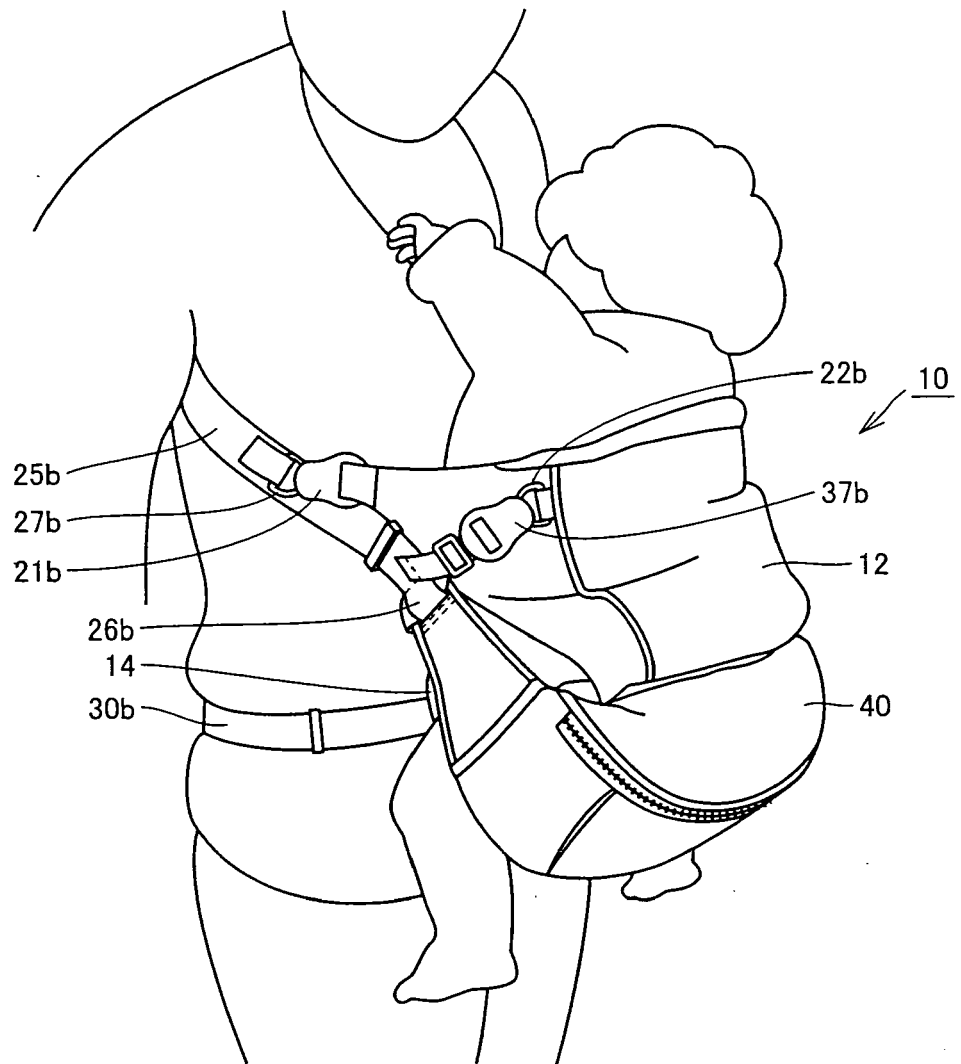


FIG. 13





European Patent
Office

EUROPEAN SEARCH REPORT

Application Number
EP 06 00 5494

DOCUMENTS CONSIDERED TO BE RELEVANT			
Category	Citation of document with indication, where appropriate, of relevant passages	Relevant to claim	CLASSIFICATION OF THE APPLICATION (IPC)
X	PATENT ABSTRACTS OF JAPAN vol. 2000, no. 20, 10 July 2001 (2001-07-10) & JP 2001 078857 A (LUCKY KOGYO KK), 27 March 2001 (2001-03-27) * abstract *	1	INV. A47D13/02 A47D13/08
X	----- PATENT ABSTRACTS OF JAPAN vol. 2003, no. 12, 5 December 2003 (2003-12-05) & JP 2004 154468 A (LUCKY KOGYO KK), 3 June 2004 (2004-06-03) * abstract *	1	
D,A	----- PATENT ABSTRACTS OF JAPAN vol. 2002, no. 11, 6 November 2002 (2002-11-06) & JP 2002 186543 A (LUCKY KOGYO KK), 2 July 2002 (2002-07-02) * abstract *	1	
	-----		TECHNICAL FIELDS SEARCHED (IPC)
			A47D
The present search report has been drawn up for all claims			
Place of search The Hague		Date of completion of the search 10 May 2006	Examiner Kis, P
CATEGORY OF CITED DOCUMENTS X : particularly relevant if taken alone Y : particularly relevant if combined with another document of the same category A : technological background O : non-written disclosure P : intermediate document T : theory or principle underlying the invention E : earlier patent document, but published on, or after the filing date D : document cited in the application L : document cited for other reasons & : member of the same patent family, corresponding document			

8
EPO FORM 1503 03.82 (P04C01)

**ANNEX TO THE EUROPEAN SEARCH REPORT
ON EUROPEAN PATENT APPLICATION NO.**

EP 06 00 5494

This annex lists the patent family members relating to the patent documents cited in the above-mentioned European search report.
The members are as contained in the European Patent Office EDP file on
The European Patent Office is in no way liable for these particulars which are merely given for the purpose of information.

10-05-2006

Patent document cited in search report	Publication date	Patent family member(s)	Publication date
JP 2001078857 A	27-03-2001	NONE	
JP 2004154468 A	03-06-2004	NONE	
JP 2002186543 A	02-07-2002	NONE	

EPO FORM P0459

For more details about this annex : see Official Journal of the European Patent Office, No. 12/82

REFERENCES CITED IN THE DESCRIPTION

This list of references cited by the applicant is for the reader's convenience only. It does not form part of the European patent document. Even though great care has been taken in compiling the references, errors or omissions cannot be excluded and the EPO disclaims all liability in this regard.

Patent documents cited in the description

- JP 2002186543 A [0002]