

(19)



(11)

**EP 1 758 596 B9**

(12)

**CORRECTED EUROPEAN PATENT SPECIFICATION**

(15) Correction information:

**Corrected version no 1 (W1 B1)****Corrections, see****Description Paragraph(s) 12, 13****Claims EN 1**

(51) Int Cl.:

<b>C07D 473/34</b> <small>(2006.01)</small>	<b>C07H 11/00</b> <small>(2006.01)</small>
<b>C07H 11/02</b> <small>(2006.01)</small>	<b>C07H 13/12</b> <small>(2006.01)</small>
<b>C07H 19/167</b> <small>(2006.01)</small>	<b>A61K 31/70</b> <small>(2006.01)</small>
<b>A61K 31/52</b> <small>(2006.01)</small>	<b>A61K 31/7004</b> <small>(2006.01)</small>
<b>A61K 31/7024</b> <small>(2006.01)</small>	<b>A61K 31/7076</b> <small>(2006.01)</small>
<b>A61P 1/18</b> <small>(2006.01)</small>	<b>A61P 3/04</b> <small>(2006.01)</small>
<b>A61P 3/10</b> <small>(2006.01)</small>	<b>A61P 9/06</b> <small>(2006.01)</small>
<b>A61P 9/08</b> <small>(2006.01)</small>	<b>A61P 9/10</b> <small>(2006.01)</small>
<b>A61P 25/02</b> <small>(2006.01)</small>	<b>A61P 25/06</b> <small>(2006.01)</small>
<b>A61P 25/08</b> <small>(2006.01)</small>	<b>A61P 25/16</b> <small>(2006.01)</small>
<b>A61P 25/18</b> <small>(2006.01)</small>	<b>A61P 25/22</b> <small>(2006.01)</small>
<b>A61P 25/24</b> <small>(2006.01)</small>	<b>A61P 25/28</b> <small>(2006.01)</small>
<b>A61P 43/00</b> <small>(2006.01)</small>	

(48) Corrigendum issued on:

**15.09.2010 Bulletin 2010/37**

(45) Date of publication and mention of the grant of the patent:

**31.03.2010 Bulletin 2010/13**(21) Application number: **05757108.5**

(86) International application number:

**PCT/US2005/018381**(22) Date of filing: **25.05.2005**

(87) International publication number:

**WO 2005/117910 (15.12.2005 Gazette 2005/50)**(54) **PURINE DERIVATIVES AS ADENOSINE A1 RECEPTOR AGONISTS AND METHODS OF USE THEREOF**

PURINDERIVATE ALS ADENOSIN A1 REZEPTORAGONISTEN UND ANWENDUNGSVERFAHREN DAFÜR

DERIVES PURIQUES SERVANT D'AGONISTES DES RECEPTEURS DE L'ADENOSINE A1, ET LEURS PROCEDES D'UTILISATION

(84) Designated Contracting States:

**AT BE BG CH CY CZ DE DK EE ES FI FR GB GR HU IE IS IT LI LT LU MC NL PL PT RO SE SI SK TR**  
Designated Extension States:  
**AL BA HR LV MK YU**

• **SZABO, Csaba****Gloucester, MA 01930 (US)**• **SALZMAN, Andrew, L.****Belmont, MA 02478 (US)**(30) Priority: **26.05.2004 US 574805 P****15.07.2004 US 588263 P**(74) Representative: **Maiwald, Walter****Maiwald Patentanwalts GmbH****Elisenhof****Elisenstrasse 3****80335 München (DE)**

(43) Date of publication of application:

**07.03.2007 Bulletin 2007/10**

(56) References cited:

<b>WO-A-01/40245</b>	<b>WO-A-01/45715</b>
<b>WO-A-94/02497</b>	<b>WO-A-98/08855</b>
<b>WO-A-03/029264</b>	<b>DE-A1- 2 342 479</b>
<b>FR-A1- 2 186 470</b>	<b>US-A- 3 819 613</b>
<b>US-A- 3 832 341</b>	<b>US-A- 4 242 505</b>
<b>US-A- 5 206 222</b>	<b>US-A- 5 407 793</b>
<b>US-A- 5 789 416</b>	<b>US-A- 20030 092 668</b>

(60) Divisional application:

**10003479.2 / 2 221 307**(73) Proprietor: **Inotek Pharmaceuticals Corporation****Lexington, MA 02421 (US)**

(72) Inventors:

• **JAGTAP, Prakash****North Andover, Massachusetts 01845 (US)**

Note: Within nine months of the publication of the mention of the grant of the European patent in the European Patent Bulletin, any person may give notice to the European Patent Office of opposition to that patent, in accordance with the Implementing Regulations. Notice of opposition shall not be deemed to have been filed until the opposition fee has been paid. (Art. 99(1) European Patent Convention).

**EP 1 758 596 B9**

- MCKENZIE S G ET AL: "EFFECTS OF ADENOSINE AND RELATED COMPOUNDS ON ADENYLATE CYCLASE AND CYCLIC AMP LEVELS IN SMOOTH MUSCLE" EUROPEAN JOURNAL OF PHARMACOLOGY, vol. 41, no. 2, 1977, pages 193-204, XP002435858 ISSN: 0014-2999
- BRUNS R F ET AL: "CHARACTERIZATION OF THE A2 ADENOSINE RECEPTOR LABELED BY 3HNECA IN RAT STRIATAL MEMBRANES" MOLECULAR PHARMACOLOGY, BALTIMORE, MD, US, vol. 29, no. 4, 1986, pages 331-346, XP000942821 ISSN: 0026-895X
- BRUNS R F: "ADENOSINE RECEPTOR ACTIVATION IN HUMAN FIBROBLASTS: NUCLEOSIDE AGONISTS AND ANTAGONISTS" CANADIAN JOURNAL OF PHYSIOLOGY AND PHARMACOLOGY, OTTAWA, ONT, CA, vol. 58, no. 6, 1980, pages 673-691, XP009014833
- FOLLMANN H ET AL: "ADENINE NUCLEOSIDES IN SOLUTION CIRCULAR DICHROISM STUDIES AND BASE CONFORMATION" EUROPEAN JOURNAL OF BIOCHEMISTRY, vol. 58, no. 1, 1975, pages 31-41, XP002435859 ISSN: 0014-2956
- DALPIAZ ALESSANDRO ET AL: "Synthesis and study of 5'-ester prodrugs of N6-cyclopentyladenosine, a selective A1 receptor agonist" PHARMACEUTICAL RESEARCH (NEW YORK), vol. 18, no. 4, April 2001 (2001-04), pages 531-536, XP002435860 ISSN: 0724-8741
- KNUTSEN L J S ET AL: "N-SUBSTITUTED ADENOSINES AS NOVEL NEUROPROTECTIVE A1 AGONISTS WITH DIMINISHED HYPOTENSIVE EFFECTS" JOURNAL OF MEDICINAL CHEMISTRY, AMERICAN CHEMICAL SOCIETY. WASHINGTON, US, vol. 42, no. 18, 9 September 1999 (1999-09-09), pages 3463-3477, XP001004510 ISSN: 0022-2623
- SHUMAN D A ET AL: "The synthesis of nucleos9de sulfamates related to nucleocidin." JOURNAL OF THE AMERICAN CHEMICAL SOCIETY 3 JUN 1970, vol. 92, no. 11, 3 June 1970 (1970-06-03), pages 3434-3440, XP002435861 ISSN: 0002-7863
- VAN DER WENDEN ELEONORA M ET AL: "5-Substituted adenosine analogs as new high-affinity partial agonists for the adenosine A1 receptor" JOURNAL OF MEDICINAL CHEMISTRY, vol. 41, no. 1, 1 January 1998 (1998-01-01), pages 102-108, XP002435862 ISSN: 0022-2623
- BROADLEY K J: "DRUGS MODULATING ADENOSINE RECEPTORS AS POTENTIAL THERAPEUTIC AGENTS FOR CARDIOVASCULAR DISEASES" EXPERT OPINION ON THERAPEUTIC PATENTS, ASHLEY PUBLICATIONS, GB, vol. 10, no. 11, 2000, pages 1669-1692, XP001051120 ISSN: 1354-3776
- MULLER C E: "Adenosine receptor ligands-recent developments part I. Agonists" CURRENT MEDICINAL CHEMISTRY 2000 NETHERLANDS, vol. 7, no. 12, 2000, pages 1269-1288, XP002435863 ISSN: 0929-8673

**Description**

[0001] This application claims the benefit of U.S. provisional application no. 60/574,805, filed May 26, 2004, and of U.S. provisional application no. 60/588,263, filed July 15, 2004.

**1. FIELD OF THE INTENTION**

[0002] The invention relates to Purine Derivatives; compositions comprising an effective amount of a Purine Derivative; and uses thereof for the preparation of medicaments for reducing an animal's rate of metabolism, protecting an animal's heart against myocardial damage during cardioplegia; or for treating or preventing a cardiovascular disease, a neurological disorder, an ischemic condition, a reperfusion injury, obesity, a wasting disease, or diabetes, comprising administering an effective amount of a Purine Derivative to an animal in need thereof.

**2. BACKGROUND OF THE INVENTION**

[0003] Adenosine is a naturally occurring purine nucleoside that is ubiquitous in mammalian cell types. Adenosine exerts its biological effects by interacting with A<sub>1</sub>, A<sub>2</sub> (further subclassified as A<sub>2A</sub> and A<sub>2B</sub>) and A<sub>3</sub> cell surface receptors, which modulate important physiological processes.

[0004] The A<sub>1</sub> and A<sub>2A</sub> receptor subtypes are believed to play complementary roles in adenosine's regulation of a cell's energy supply. Adenosine, which is a metabolic product of ATP, diffuses from the cell and locally activates the A<sub>1</sub> receptor to decrease the oxygen demand or activates the A<sub>2A</sub> receptor to increase the oxygen supply, thereby reinstating the balance of energy supply and demand within the tissue. The combined action of A<sub>1</sub> and A<sub>2</sub> subtypes increases the amount of available oxygen to tissue and protects cells against damage caused by a short-term imbalance of oxygen. One of the important functions of endogenous adenosine is to prevent tissue damage during traumas such as hypoxia, an ischemic condition, hypotension and seizure activity.

[0005] In addition, modulation of A<sub>1</sub> receptors slows conduction velocity in the heart's atrioventricular node, resulting in the normalization of supraventricular tachycardias and control of ventricular rate during atrial fibrillation and flutter. Modulation of A<sub>2A</sub> receptors also regulates coronary vasodilation.

[0006] Adenosine is also a neuromodulator, which modulates molecular mechanisms underlying many aspects of physiological brain function by mediating central inhibitory effects. An increase in neurotransmitter release follows traumas such as hypoxia, ischemia and seizures. Neurotransmitters are ultimately responsible for neural degeneration and neural death, which can cause brain damage or death. Adenosine is thought to be an endogenous anticonvulsant agent that inhibits glutamate release from excitatory neurons and neuronal firing. Adenosine agonists, therefore, are useful as antiepileptic agents.

[0007] Adenosine plays an important role as a cardioprotective agent. Levels of endogenous adenosine increase in response to ischemia and hypoxia and protect cardiac tissue during and after trauma (preconditioning). Adenosine agonists thus are useful as cardioprotective agents.

[0008] The preparation and use of a number of adenosine A<sub>1</sub> receptor agonists have been described (Moos et al., J. Med. Chem. 28:1383-1384 (1985); Thompson et al., J. Med. Chem. 34:3388-3390 (1991); Vittori et al., J. Med. Chem. 43:250-260 (2000); Roelen et al., J Med. Chem, 39:1463-1471 (1996); van der Wenden et al., J Med. Chem. 41:102-108 (1998); Dalpiaz et al., Pharm. Res. 18:531-536 (2001), Beakers et al., J. Med. Chem. 46:1492-1503 (2003); U.S. Patent 5,589,467 to Lau et al.; U.S. Patent 5,789,416, to Lum et al.; and C.E. Muller, Current Medicinal Chemistry 2000, 7, 1269-1288).

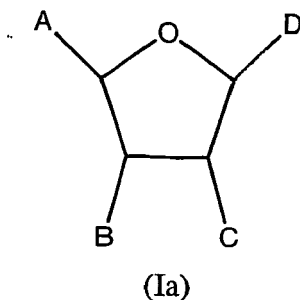
[0009] Nucleoside 5'-nitrate esters are reported in Lichtenthaler et al., Synthesis, 199-201 (1974), and U.S. Patent No. 3832341 to Duchinsky et al.

[0010] The citation of any reference in Section 2 of this application is not an admission that the reference is prior art to this application.

[0011] The document US 2003092668 discloses the use of an adenosine A<sub>1</sub> receptor agonist such as CCPA for the preparation of a medicament for the treatment of cardiovascular diseases

**3. SUMMARY OF THE INVENTION**

[0012] In one embodiment, the invention provides compounds having the Formula (Ia):

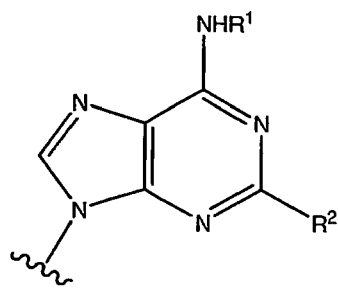


and pharmaceutically acceptable salts thereof,  
wherein

A is  $-\text{CH}_2\text{OSO}_2\text{NH}_2$ ;

B and C are  $-\text{OH}$ ;

D is:



A and B are *trans* with respect to each other;

B and C are *cis* with respect to each other;

C and D are *cis* or *trans* with respect to each other;

R¹ is  $-\text{C}_3\text{-C}_8$  monocyclic cycloalkyl,  $-\text{C}_3\text{-C}_8$  monocyclic cycloalkenyl,  $-(\text{CH}_2)_n$ -( $\text{C}_3\text{-C}_8$  monocyclic cycloalkyl),  $-(\text{CH}_2)_n$ -( $\text{C}_3\text{-C}_8$  monocyclic cycloalkenyl),  $-\text{C}_8\text{-C}_{12}$  bicyclic cycloalkyl, or  $-\text{C}_8\text{-C}_{12}$  bicyclic cycloalkenyl;

R² is  $-\text{halo}$ ,  $-\text{CN}$ ,  $-\text{NHR}^8$ ,  $-\text{OR}^8$ ,  $-\text{SR}^8$ ,  $-\text{NHC}(\text{O})\text{OR}^8$ ,  $-\text{NHC}(\text{O})\text{R}^4$ ,  $-\text{NHC}(\text{O})\text{NHR}^8$ ,  $-\text{NHNHC}(\text{O})\text{R}^4$ ,  $-\text{NHNHC}(\text{O})\text{OR}^8$ ,  $-\text{NHNHC}(\text{O})\text{NHR}^8$ , or  $-\text{NH-N}=\text{C}(\text{R}^6)\text{R}^7$ ;

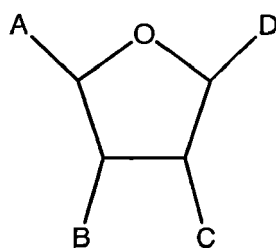
R⁴ is  $-\text{H}$ ,  $-\text{C}_1\text{-C}_{15}$  alkyl,  $-\text{aryl}$ ,  $-(\text{CH}_2)_n$ -aryl,  $-(\text{CH}_2)_n$ -(3- to 7-membered monocyclic heterocycle),  $-(\text{CH}_2)_n$ -(8- to 12-membered bicyclic heterocycle),  $-(\text{CH}_2)_n$ -( $\text{C}_3\text{-C}_8$  monocyclic cycloalkyl),  $-(\text{CH}_2)_n$ -( $\text{C}_3\text{-C}_8$  monocyclic cycloalkenyl),  $-(\text{CH}_2)_n$ -( $\text{C}_8\text{-C}_{12}$  bicyclic cycloalkyl),  $-(\text{CH}_2)_n$ -( $\text{C}_8\text{-C}_{12}$  bicyclic cycloalkenyl),  $-\text{C}\equiv\text{C}$ -( $\text{C}_1\text{-C}_{10}$  alkyl) or  $-\text{C}\equiv\text{C}$ -aryl;

R⁶ is  $-\text{C}_1\text{-C}_{10}$  alkyl,  $-\text{aryl}$ ,  $-(\text{CH}_2)_n$ -aryl,  $-(\text{CH}_2)_n$ -( $\text{C}_3\text{-C}_8$  monocyclic cycloalkyl),  $-(\text{CH}_2)_n$ -( $\text{C}_3\text{-C}_8$  monocyclic cycloalkenyl),  $-(\text{CH}_2)_n$ -( $\text{C}_8\text{-C}_{12}$  bicyclic cycloalkyl),  $-(\text{CH}_2)_n$ -( $\text{C}_8\text{-C}_{12}$  bicyclic cycloalkenyl),  $-(\text{CH}_2)_n$ -(3- to 7-membered monocyclic heterocycle),  $-(\text{CH}_2)_n$ -(8- to 12-membered bicyclic heterocycle),  $-\text{phenylene}-(\text{CH}_2)_n\text{COOH}$ , or  $-\text{phenylene}-(\text{CH}_2)_n\text{COO}-(\text{C}_1\text{-C}_{10})$  alkyl);

R⁷ is  $-\text{H}$ ,  $-\text{C}_1\text{-C}_{10}$  alkyl,  $-\text{aryl}$ ,  $-(\text{CH}_2)_n$ -aryl,  $-(\text{CH}_2)_n$ -( $\text{C}_3\text{-C}_8$  monocyclic cycloalkyl),  $-(\text{CH}_2)_n$ -( $\text{C}_3\text{-C}_8$  monocyclic cycloalkenyl),  $-(\text{CH}_2)_n$ -( $\text{C}_8\text{-C}_{12}$  bicyclic cycloalkyl),  $-(\text{CH}_2)_n$ -( $\text{C}_8\text{-C}_{12}$  bicyclic cycloalkenyl),  $-(\text{CH}_2)_n$ -(3- to 7-membered monocyclic heterocycle), or  $-(\text{CH}_2)_n$ -(8- to 12-membered bicyclic heterocycle);

R⁸ is  $-\text{C}_1\text{-C}_{15}$  alkyl,  $-\text{aryl}$ ,  $-(\text{CH}_2)_n$ -aryl,  $-(\text{CH}_2)_n$ -(3- to 7-membered monocyclic heterocycle),  $-(\text{CH}_2)_n$ -(8- to 12-membered bicyclic heterocycle),  $-(\text{CH}_2)_n$ -( $\text{C}_3\text{-C}_8$  monocyclic cycloalkyl),  $-(\text{CH}_2)_n$ -( $\text{C}_3\text{-C}_8$  monocyclic cycloalkenyl),  $-(\text{CH}_2)_n$ -( $\text{C}_8\text{-C}_{12}$  bicyclic cycloalkyl),  $-(\text{CH}_2)_n$ -( $\text{C}_8\text{-C}_{12}$  bicyclic cycloalkenyl),  $-\text{C}\equiv\text{C}$ -( $\text{C}_1\text{-C}_{10}$  alkyl) or  $-\text{C}\equiv\text{C}$ -aryl; and each n is independently an integer ranging from 1 to 5.

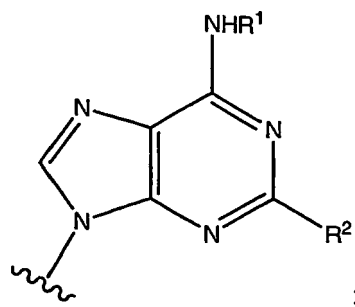
**[0013]** In another embodiment, the invention provides compounds having the Formula (Ib):



(Ib)

and pharmaceutically acceptable salts thereof,  
wherein

A is  $-\text{CH}_2\text{ONO}_2$ ;  
B and C are  $-\text{OH}$ ;  
D is



A and B are *trans* with respect to each other;

B and C are *cis* with respect to each other;

C and D are *cis* or *trans* with respect to each other;

$\text{R}^1$  is  $-\text{H}$ ,  $-\text{C}_1\text{-C}_{10}$  alkyl,  $-\text{aryl}$ ,  $-\text{3- to 7-membered monocyclic heterocycle}$ ,  $-\text{8- to 12-membered bicyclic heterocycle}$ ,  $-\text{C}_3\text{-C}_8$  monocyclic cycloalkyl,  $-\text{C}_3\text{-C}_8$  monocyclic cycloalkenyl,  $-\text{C}_8\text{-C}_{12}$  bicyclic cycloalkyl,  $-\text{C}_8\text{-C}_{12}$  bicyclic cycloalkenyl,  $-(\text{CH}_2)_n\text{-(C}_3\text{-C}_8 \text{ monocyclic cycloalkyl)}$ ,  $-(\text{CH}_2)_n\text{-(C}_3\text{-C}_8 \text{ monocyclic cycloalkenyl)}$ ,  $-(\text{CH}_2)_n\text{-(C}_8\text{-C}_{12} \text{ bicyclic cycloalkyl)}$ ,  $-(\text{CH}_2)_n\text{-(C}_8\text{-C}_{12} \text{ bicyclic cycloalkenyl)}$ , or  $-(\text{CH}_2)_n\text{-aryl}$ ;

$\text{R}^2$  is  $-\text{CN}$ ,  $-\text{NHR}^4$ ,  $-\text{NHC(O)R}^4$ ,  $-\text{NHC(O)OR}^4$ ,  $-\text{NHC(O)NHR}^4$ ,  $-\text{NHNHC(O)R}^4$ ,  $-\text{NHNHC(O)OR}^4$ ,  $-\text{NHNHC(O)NHR}^4$ , or  $-\text{NH-N=C(R}^6\text{)R}^7$ ;

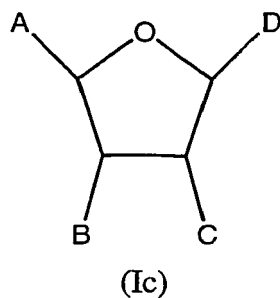
$\text{R}^4$  is  $-\text{C}_1\text{-C}_{15}$  alkyl,  $-\text{aryl}$ ,  $-(\text{CH}_2)_n\text{-aryl}$ ,  $-(\text{CH}_2)_n\text{-(3- to 7-membered monocyclic heterocycle)}$ ,  $-(\text{CH}_2)_n\text{-(8- to 12-membered bicyclic heterocycle)}$ ,  $-(\text{CH}_2)_n\text{-(C}_3\text{-C}_8 \text{ monocyclic cycloalkyl)}$ ,  $-(\text{CH}_2)_n\text{-(C}_3\text{-C}_8 \text{ monocyclic cycloalkenyl)}$ ,  $-(\text{CH}_2)_n\text{-(C}_8\text{-C}_{12} \text{ bicyclic cycloalkyl)}$ ,  $-(\text{CH}_2)_n\text{-(C}_8\text{-C}_{12} \text{ bicyclic cycloalkenyl)}$ ,  $-\text{C}\equiv\text{C-(C}_1\text{-C}_{10} \text{ alkyl)}$  or  $-\text{C}\equiv\text{C-aryl}$ ;

$\text{R}^6$  is  $-\text{C}_1\text{-C}_{10}$  alkyl,  $-\text{aryl}$ ,  $-(\text{CH}_2)_n\text{-aryl}$ ,  $-(\text{CH}_2)_n\text{-(3- to 7-membered monocyclic heterocycle)}$ ,  $-(\text{CH}_2)_n\text{-(8- to 12-membered bicyclic heterocycle)}$ ,  $-(\text{CH}_2)_n\text{-(C}_3\text{-C}_8 \text{ monocyclic cycloalkyl)}$ ,  $-(\text{CH}_2)_n\text{-(C}_3\text{-C}_8 \text{ monocyclic cycloalkenyl)}$ ,  $-(\text{CH}_2)_n\text{-(C}_8\text{-C}_{12} \text{ bicyclic cycloalkyl)}$ ,  $-(\text{CH}_2)_n\text{-(C}_8\text{-C}_{12} \text{ bicyclic cycloalkenyl)}$ ,  $-(\text{CH}_2)_n\text{-(C}_3\text{-C}_8 \text{ monocyclic cycloalkenyl)}$ ,  $-\text{phenylene-(CH}_2)_n\text{COOH}$ , or  $-\text{phenylene-(CH}_2)_n\text{COO-(C}_1\text{-C}_{10} \text{ alkyl)}$ ;

$\text{R}^7$  is  $-\text{H}$ ,  $-\text{C}_1\text{-C}_{10}$  alkyl,  $-\text{aryl}$ ,  $-(\text{CH}_2)_n\text{-aryl}$ ,  $-(\text{CH}_2)_n\text{-(3- to 7-membered monocyclic heterocycle)}$ ,  $-(\text{CH}_2)_n\text{-(8- to 12-membered bicyclic heterocycle)}$ ,  $-(\text{CH}_2)_n\text{-(C}_3\text{-C}_8 \text{ monocyclic cycloalkyl)}$ ,  $-(\text{CH}_2)_n\text{-(C}_3\text{-C}_8 \text{ monocyclic cycloalkenyl)}$ ,  $-(\text{CH}_2)_n\text{-(C}_8\text{-C}_{12} \text{ bicyclic cycloalkenyl)}$  or  $-(\text{CH}_2)_n\text{-(C}_8\text{-C}_{12} \text{ bicyclic cycloalkyl)}$ ; and

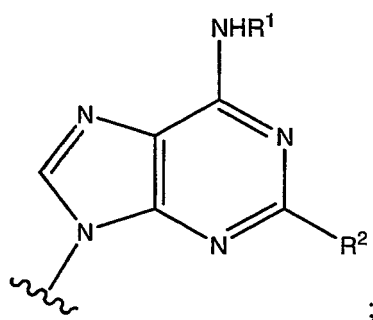
each  $n$  is independently an integer ranging from 1 to 5.

**[0014]** In still another embodiment, the invention provides compounds having the Formula (Ic):



and pharmaceutically acceptable salts thereof,  
wherein

A is  $-\text{CH}_2\text{NHR}^5$ ;  
B and C are  $-\text{OH}$ ;  
D is



A and B are *trans* with respect to each other;

B and C are *cis* with respect to each other;

C and D are *cis* or *trans* with respect to each other;

$\text{R}^1$  is  $-\text{H}$ ,  $-\text{C}_1\text{-C}_{10}$  alkyl,  $-\text{aryl}$ ,  $-\text{3- to 7-membered monocyclic heterocycle}$ ,  $-\text{8- to 12-membered bicyclic heterocycle}$ ,  $-\text{C}_3\text{-C}_8$  monocyclic cycloalkyl,  $-\text{C}_3\text{-C}_8$  monocyclic cycloalkenyl,  $-\text{C}_8\text{-C}_{12}$  bicyclic cycloalkyl,  $-\text{C}_8\text{-C}_{12}$  bicyclic cycloalkenyl,  $-(\text{CH}_2)_n\text{-(C}_3\text{-C}_8\text{ monocyclic cycloalkyl)}$ ,  $-(\text{CH}_2)_n\text{-(C}_3\text{-C}_8\text{ monocyclic cycloalkenyl)}$ ,  $-(\text{CH}_2)_n\text{-(C}_8\text{-C}_{12}\text{ bicyclic cycloalkyl)}$ ,  $-(\text{CH}_2)_n\text{-(C}_8\text{-C}_{12}\text{ bicyclic cycloalkenyl)}$ , or  $-(\text{CH}_2)_n\text{-aryl}$ ;

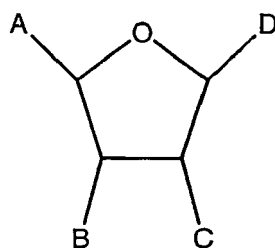
$\text{R}^2$  is  $-\text{NHR}^4$ ,  $-\text{OR}^4$ ,  $-\text{SR}^4$ ,  $-\text{NHC(O)R}^4$ ,  $-\text{NHC(O)OR}^4$ ,  $-\text{NHC(O)NHR}^4$ ,  $-\text{NHNHC(O)R}^4$ ,  $-\text{NHNHC(O)NHR}^4$ , or  $-\text{NHNHC(O)}$

$\text{R}^4$  is  $-\text{C}_1\text{-C}_{15}$  alkyl,  $-\text{aryl}$ ,  $-(\text{CH}_2)_n\text{-aryl}$ ,  $-(\text{CH}_2)_n\text{-(3- to 7-membered monocyclic heterocycle)}$ ,  $-(\text{CH}_2)_n\text{-(8- to 12-membered bicyclic heterocycle)}$ ,  $-(\text{CH}_2)_n\text{-(C}_3\text{-C}_8\text{ monocyclic cycloalkyl)}$ ,  $-(\text{CH}_2)_n\text{-(C}_3\text{-C}_8\text{ monocyclic cycloalkenyl)}$ ,  $-(\text{CH}_2)_n\text{-(C}_8\text{-C}_{12}\text{ bicyclic cycloalkyl)}$ ,  $-(\text{CH}_2)_n\text{-(C}_8\text{-C}_{12}\text{ bicyclic cycloalkenyl)}$ ,  $-\text{C}\equiv\text{C-(C}_1\text{-C}_{10}\text{ alkyl)}$  or  $-\text{C}\equiv\text{C-aryl}$ ;

$\text{R}^5$  is  $-\text{C(O)O(C}_1\text{-C}_{10}\text{ alkyl)}$ ,  $-\text{C(O)NH(C}_1\text{-C}_{10}\text{ alkyl)}$ ,  $-\text{C(O)N(C}_1\text{-C}_{10}\text{ alkyl)}_2$ ,  $-\text{C(O)NH-aryl}$ ,  $-\text{CH(NH}_2\text{)NH}_2$  or  $-\text{CH(NH}_2\text{)NH(C}_1\text{-C}_{10}\text{ alkyl)}$ ; and

each  $n$  is independently an integer ranging from 1 to 5.

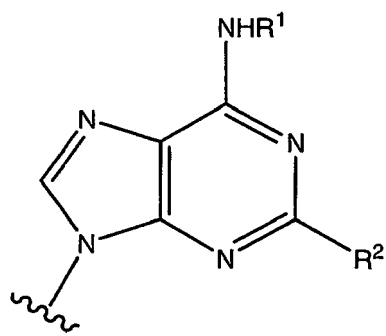
**[0015]** In a further embodiment, the invention provides compounds having the Formula (Id):



(Id)

and pharmaceutically acceptable salts thereof,  
wherein

A is -R<sup>3</sup>;  
B and C are -OH;  
D is



A and B are *trans* with respect to each other;  
B and C are *cis* with respect to each other;  
C and D are *cis* or *trans* with respect to each other;

R<sup>1</sup> is -H, -C<sub>1</sub>-C<sub>10</sub> alkyl, -aryl, -3- to 7-membered monocyclic heterocycle, -8- to 12-membered bicyclic heterocycle, -C<sub>3</sub>-C<sub>8</sub> monocyclic cycloalkyl, -C<sub>3</sub>-C<sub>8</sub> monocyclic cycloalkenyl, -C<sub>3</sub>-C<sub>8</sub> monocyclic cycloalkenyl, -C<sub>8</sub>-C<sub>12</sub> bicyclic cycloalkyl, -C<sub>8</sub>-C<sub>12</sub> bicyclic cycloalkenyl, -(CH<sub>2</sub>)<sub>n</sub>-(C<sub>3</sub>-C<sub>8</sub> monocyclic cycloalkyl), -(CH<sub>2</sub>)<sub>n</sub>-(C<sub>3</sub>-C<sub>8</sub> monocyclic cycloalkenyl), -(CH<sub>2</sub>)<sub>n</sub>-(C<sub>8</sub>-C<sub>12</sub> bicyclic cycloalkyl), -(CH<sub>2</sub>)<sub>n</sub>-(C<sub>8</sub>-C<sub>12</sub> bicyclic cycloalkenyl), or -(CH<sub>2</sub>)<sub>n</sub>-aryl;

R<sup>2</sup> is -H, -halo, -CN, -NHR<sup>4</sup>, -OR<sup>4</sup>, -SR<sup>4</sup>, -NHC(O)R<sup>4</sup>, -NHC(O)OR<sup>4</sup>, -NHC(O)NHR<sup>4</sup>, -NHNHC(O)R<sup>4</sup>, -NHNHC(O)NHR<sup>4</sup>, -NHNHC(O)OR<sup>4</sup> or -NH-N=C(R<sup>6</sup>)R<sup>7</sup>;

R<sup>3</sup> is -CH<sub>2</sub>ONO or -CH<sub>2</sub>OSO<sub>3</sub>H;

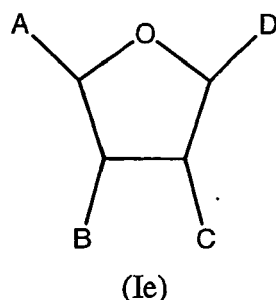
R<sup>4</sup> is -C<sub>1</sub>-C<sub>15</sub> alkyl, -aryl, -(CH<sub>2</sub>)<sub>n</sub>-aryl, -(CH<sub>2</sub>)<sub>n</sub>-(3- to 7-membered monocyclic heterocycle), -(CH<sub>2</sub>)<sub>n</sub>-(8- to 12-membered bicyclic heterocycle), -(CH<sub>2</sub>)<sub>n</sub>-(C<sub>3</sub>-C<sub>8</sub> monocyclic cycloalkyl), -(CH<sub>2</sub>)<sub>n</sub>-(C<sub>3</sub>-C<sub>8</sub> monocyclic cycloalkenyl), -(CH<sub>2</sub>)<sub>n</sub>-(C<sub>8</sub>-C<sub>12</sub> bicyclic cycloalkyl), -(CH<sub>2</sub>)<sub>n</sub>-(C<sub>8</sub>-C<sub>12</sub> bicyclic cycloalkenyl), -C≡C-(C<sub>1</sub>-C<sub>10</sub> alkyl) or -C≡C-aryl;

R<sup>6</sup> is -C<sub>1</sub>-C<sub>10</sub> alkyl, -aryl, -(CH<sub>2</sub>)<sub>n</sub>-aryl, -(CH<sub>2</sub>)<sub>n</sub>-(C<sub>3</sub>-C<sub>8</sub> monocyclic cycloalkyl), -(CH<sub>2</sub>)<sub>n</sub>-(C<sub>3</sub>-C<sub>8</sub> monocyclic cycloalkenyl), -(CH<sub>2</sub>)<sub>n</sub>-(C<sub>8</sub>-C<sub>12</sub> bicyclic cycloalkyl), -(CH<sub>2</sub>)<sub>n</sub>-(C<sub>8</sub>-C<sub>12</sub> bicyclic cycloalkenyl), -(CH<sub>2</sub>)<sub>n</sub>-(3- to 7-membered monocyclic heterocycle), -(CH<sub>2</sub>)<sub>n</sub>-(8- to 12-membered bicyclic heterocycle), -phenylene-(CH<sub>2</sub>)<sub>n</sub>COOH, or -phenylene-(CH<sub>2</sub>)<sub>n</sub>COO-(C<sub>1</sub>-C<sub>10</sub> alkyl);

R<sup>7</sup> is -H, -C<sub>1</sub>-C<sub>10</sub> alkyl, -aryl, -(CH<sub>2</sub>)<sub>n</sub>-aryl, -(CH<sub>2</sub>)<sub>n</sub>-(C<sub>3</sub>-C<sub>8</sub> monocyclic cycloalkyl), -(CH<sub>2</sub>)<sub>n</sub>-(C<sub>3</sub>-C<sub>8</sub> monocyclic cycloalkenyl), -(CH<sub>2</sub>)<sub>n</sub>-(C<sub>8</sub>-C<sub>12</sub> bicyclic cycloalkyl), -(CH<sub>2</sub>)<sub>n</sub>-(C<sub>8</sub>-C<sub>12</sub> bicyclic cycloalkenyl), -(CH<sub>2</sub>)<sub>n</sub>-(3- to 7-membered monocyclic heterocycle), or -(CH<sub>2</sub>)<sub>n</sub>-(8- to 12-membered bicyclic heterocycle); and

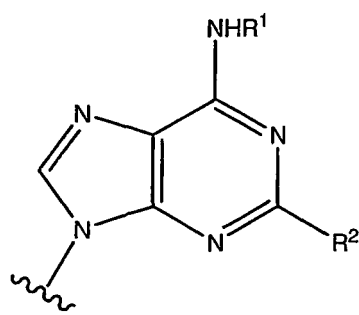
each n is independently an integer ranging from 1 to 5.

[0016] In a further embodiment, the invention provides compounds having the Formula (Ie):



and pharmaceutically acceptable salts thereof,  
wherein

A is -CH<sub>2</sub>R<sup>3</sup>;  
B and C are -OH;  
D is



A and B are *trans* with respect to each other;  
B and C are *cis* with respect to each other;  
C and D are *cis* or *trans* with respect to each other;

R<sup>1</sup> is -3- to 7-membered monocyclic heterocycle, -8- to 12-membered bicyclic heterocycle, -C<sub>3</sub>-C<sub>8</sub> monocyclic cycloalkyl, -C<sub>3</sub>-C<sub>8</sub> monocyclic cycloalkenyl, -C<sub>8</sub>-C<sub>12</sub> bicyclic cycloalkyl, -C<sub>8</sub>-C<sub>12</sub> bicyclic cycloalkenyl, -(CH<sub>2</sub>)<sub>n</sub>-(C<sub>3</sub>-C<sub>8</sub> monocyclic cycloalkyl), -(CH<sub>2</sub>)<sub>n</sub>-(C<sub>3</sub>-C<sub>8</sub> monocyclic cycloalkenyl), -(CH<sub>2</sub>)<sub>n</sub>-(C<sub>8</sub>-C<sub>12</sub> bicyclic cycloalkyl), -(CH<sub>2</sub>)<sub>n</sub>-(C<sub>8</sub>-C<sub>12</sub> bicyclic cycloalkenyl), or -(CH<sub>2</sub>)<sub>n</sub>-aryl;

R<sup>2</sup> is -halo, -CN, -NHR<sup>4</sup>, -OR<sup>4</sup>, -SR<sup>4</sup>, -NHC(O)R<sup>4</sup>, -NHC(O)OR<sup>4</sup>, -NHC(O)NHR<sup>4</sup>, -NHNHC(O)R<sup>4</sup>, -NHNHC(O)OR<sup>4</sup>, -NHNHC(O)NHR<sup>4</sup>, or -NH-N=C(R<sup>6</sup>)R<sup>7</sup>;

R<sup>3</sup> is -OSO<sub>2</sub>NH(C<sub>1</sub>-C<sub>10</sub> alkyl), -OSO<sub>2</sub>N(C<sub>1</sub>-C<sub>10</sub> alkyl)<sub>2</sub>, or -OSO<sub>2</sub>NH-aryl, where each C<sub>1</sub>-C<sub>10</sub> alkyl is independent;  
R<sup>4</sup> is -C<sub>1</sub>-C<sub>15</sub> alkyl, -aryl, -(CH<sub>2</sub>)<sub>n</sub>-aryl, -(CH<sub>2</sub>)<sub>n</sub>-(3- to 7-membered monocyclic heterocycle), -(CH<sub>2</sub>)<sub>n</sub>-(8- to 12-membered bicyclic heterocycle), -(CH<sub>2</sub>)<sub>n</sub>-(C<sub>3</sub>-C<sub>8</sub> monocyclic cycloalkyl), -(CH<sub>2</sub>)<sub>n</sub>-(C<sub>3</sub>-C<sub>8</sub> monocyclic cycloalkenyl), -(CH<sub>2</sub>)<sub>n</sub>-(C<sub>8</sub>-C<sub>12</sub> bicyclic cycloalkyl), -(CH<sub>2</sub>)<sub>n</sub>-(C<sub>8</sub>-C<sub>12</sub> bicyclic cycloalkenyl), -C≡C-(C<sub>1</sub>-C<sub>10</sub> alkyl) or -C=C-aryl;

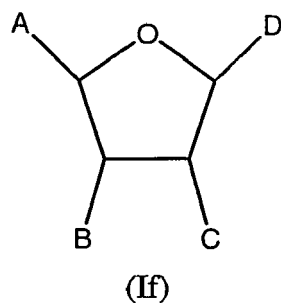
R<sup>6</sup> is -C<sub>1</sub>-C<sub>10</sub> alkyl, -aryl, -(CH<sub>2</sub>)<sub>n</sub>-aryl, -(CH<sub>2</sub>)<sub>n</sub>-(C<sub>3</sub>-C<sub>8</sub> monocyclic cycloalkyl), -(CH<sub>2</sub>)<sub>n</sub>-(C<sub>3</sub>-C<sub>8</sub> monocyclic cycloalkenyl), -(CH<sub>2</sub>)<sub>n</sub>-(C<sub>8</sub>-C<sub>12</sub> bicyclic cycloalkyl), -(CH<sub>2</sub>)<sub>n</sub>-(C<sub>8</sub>-C<sub>12</sub> bicyclic cycloalkenyl), -(CH<sub>2</sub>)<sub>n</sub>-(3- to 7-membered monocyclic heterocycle), -(CH<sub>2</sub>)<sub>n</sub>-(8- to 12-membered bicyclic heterocycle), -phenylene-(CH<sub>2</sub>)<sub>n</sub>COOH, or -phenylene-(CH<sub>2</sub>)<sub>n</sub>COO-(C<sub>1</sub>-C<sub>10</sub> alkyl);

R<sup>7</sup> is -H, -C<sub>1</sub>-C<sub>10</sub> alkyl, -aryl, -(CH<sub>2</sub>)<sub>n</sub>-aryl, -(CH<sub>2</sub>)<sub>n</sub>-(C<sub>3</sub>-C<sub>8</sub> monocyclic cycloalkyl), -(CH<sub>2</sub>)<sub>n</sub>-(C<sub>3</sub>-C<sub>8</sub> monocyclic cycloalkenyl), -(CH<sub>2</sub>)<sub>n</sub>-(C<sub>8</sub>-C<sub>12</sub> bicyclic cycloalkyl), -(CH<sub>2</sub>)<sub>n</sub>-(3- to 7-membered monocyclic heterocycle), or -(CH<sub>2</sub>)<sub>n</sub>-(8- to 12-membered bicyclic heterocycle); and

each n is independently an integer ranging from 1 to 5.

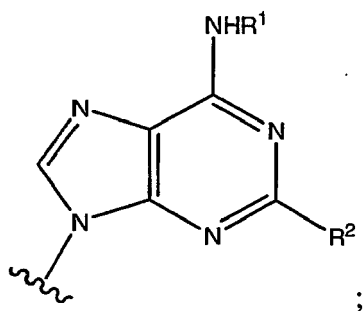


[0017] In another embodiment, the invention provides compounds having the Formula (If):



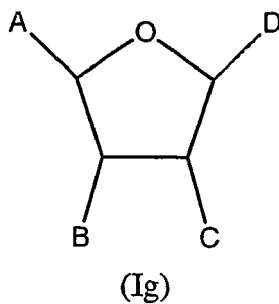
and pharmaceutically acceptable salts thereof,  
wherein

A is  $-\text{CH}_2\text{ONO}_2$ ;  
B and C are  $-\text{OH}$ ;  
D is



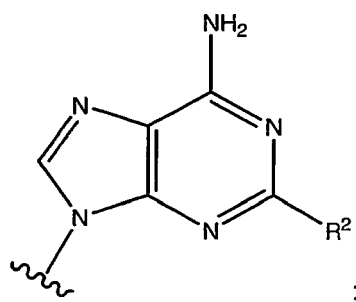
A and B are *trans* with respect to each other;  
B and C are *cis* with respect to each other;  
C and D are *cis* or *trans* with respect to each other;  
 $\text{R}^1$  is  $-\text{C}_3\text{--C}_8$  monocyclic cycloalkyl; and  
 $\text{R}^2$  is  $-\text{H}$  or  $-\text{halo}$ .

[0018] In another embodiment, the invention provides compounds having the Formula (Ig):



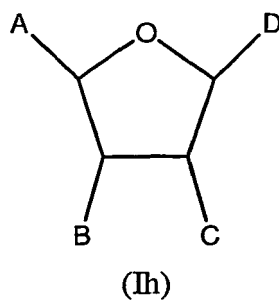
and pharmaceutically acceptable salts thereof,  
wherein

A is  $-\text{CH}_2\text{ONO}_2$ ;  
B and C are  $-\text{OH}$ ;  
D is



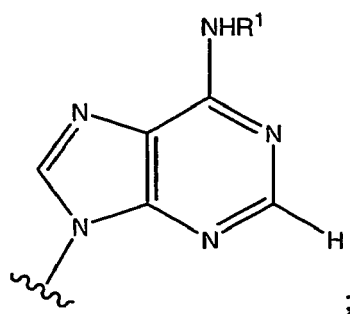
A and B are *trans* with respect to each other;  
B and C are *cis* with respect to each other;  
C and D are *cis* or *trans* with respect to each other; and  
 $\text{R}^2$  is  $-\text{H}$  or  $-\text{halo}$ .

**[0019]** In another embodiment, the invention provides compounds having the Formula (Ih):



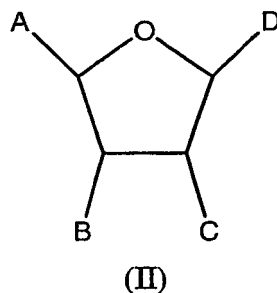
and pharmaceutically acceptable salts thereof,  
wherein

A is  $-\text{CH}_2\text{ONO}_2$ ;  
B and C are  $-\text{OH}$ ;  
D is



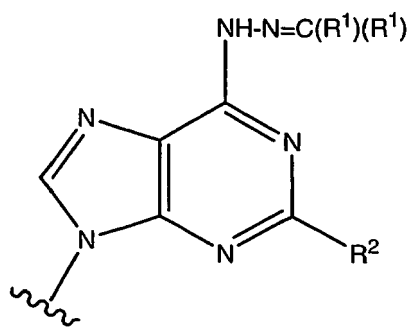
A and B are *trans* with respect to each other;  
 B and C are *cis* with respect to each other; and  
 C and D are *cis* or *trans* with respect to each other; and  
 R<sup>1</sup> is cyclopent-1-ol-2-yl, or cyclopent-1-ol-3-yl.

[0020] In another embodiment, the invention provides compounds having the Formula (II):



and pharmaceutically acceptable salts thereof,  
 wherein

A is -CR<sub>2</sub>OR;  
 B and C are -OH;  
 D is



A and B are *trans* with respect to each other;  
 B and C are *cis* with respect to each other;  
 C and D are *cis* or *trans* with respect to each other;  
 each R<sup>1</sup> is independently -H, -C<sub>1</sub>-C<sub>10</sub> alkyl, -(CH<sub>2</sub>)<sub>m</sub>-(3- to 7-membered monocyclic heterocycle), -(CH<sub>2</sub>)<sub>m</sub>-(8- to 12-membered bicyclic heterocycle), -(CH<sub>2</sub>)<sub>m</sub>-(C<sub>8</sub>-C<sub>12</sub> bicyclic cycloalkyl), -(CH<sub>2</sub>)<sub>m</sub>-(C<sub>8</sub>-C<sub>12</sub> bicyclic cycloalkenyl), or -(CH<sub>2</sub>)<sub>m</sub>-aryl, or both R<sup>1</sup> groups together with the carbon atom to which they are attached form a -C<sub>3</sub>-C<sub>8</sub> monocyclic cycloalkyl, a -C<sub>3</sub>-C<sub>8</sub> monocyclic cycloalkenyl, a -C<sub>8</sub>-C<sub>12</sub> bicyclic cycloalkyl, or a -C<sub>8</sub>-C<sub>12</sub> bicyclic cycloalkenyl;  
 R<sup>2</sup> is -OR<sup>4</sup>, -SR<sup>4</sup>, -NHNHC(O)R<sup>3</sup>, -NHNHC(O)NHR<sup>3</sup>, -NHNHC(O)OR<sup>7</sup>, or -NH-N=C(R<sup>5</sup>)R<sup>6</sup>;  
 R<sup>3</sup> is -H, -C<sub>1</sub>-C<sub>10</sub> alkyl, -(CH<sub>2</sub>)<sub>n</sub>-(3- to 7-membered monocyclic heterocycle), -(CH<sub>2</sub>)<sub>n</sub>-(8- to 12-membered bicyclic heterocycle), -(CH<sub>2</sub>)<sub>n</sub>-(C<sub>3</sub>-C<sub>8</sub> monocyclic cycloalkyl), -(CH<sub>2</sub>)<sub>n</sub>-(C<sub>3</sub>-C<sub>8</sub> monocyclic cycloalkenyl), -(CH<sub>2</sub>)<sub>n</sub>-(C<sub>8</sub>-C<sub>12</sub> bicyclic cycloalkyl), -(CH<sub>2</sub>)<sub>n</sub>-(C<sub>8</sub>-C<sub>12</sub> bicyclic cycloalkenyl), -(CH<sub>2</sub>)<sub>n</sub>-aryl, -O-(CH<sub>2</sub>)<sub>n</sub>-(C<sub>8</sub>-C<sub>12</sub> bicyclic cycloalkyl), -O-(CH<sub>2</sub>)<sub>n</sub>-(C<sub>3</sub>-C<sub>8</sub> monocyclic cycloalkyl), O-(CH<sub>2</sub>)<sub>n</sub>-(C<sub>3</sub>-C<sub>8</sub> monocyclic cycloalkenyl), -C≡C-(C<sub>1</sub>-C<sub>10</sub> alkyl) or -C≡C-aryl;  
 R<sup>4</sup> is -C<sub>1</sub>-C<sub>10</sub> alkyl, -(CH<sub>2</sub>)<sub>n</sub>-(3- to 7-membered monocyclic heterocycle), -(CH<sub>2</sub>)<sub>n</sub>-(8- to 12-membered bicyclic heterocycle), -(CH<sub>2</sub>)<sub>n</sub>-(C<sub>3</sub>-C<sub>8</sub> monocyclic cycloalkyl), -(CH<sub>2</sub>)<sub>n</sub>-(C<sub>3</sub>-C<sub>8</sub> monocyclic cycloalkenyl), -(CH<sub>2</sub>)<sub>n</sub>-(C<sub>8</sub>-C<sub>12</sub> bicyclic cycloalkyl), -(CH<sub>2</sub>)<sub>n</sub>-aryl, or -C≡C-aryl;  
 R<sup>5</sup> and R<sup>6</sup> are each independently -H, -C<sub>1</sub>-C<sub>10</sub> alkyl, -(CH<sub>2</sub>)<sub>n</sub>-(3- to 7-membered monocyclic heterocycle), -(CH<sub>2</sub>)<sub>n</sub>-(8-

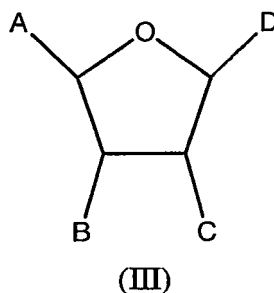
to 12-membered bicyclic heterocycle),  $-(CH_2)_n-(C_3-C_8 \text{ monocyclic cycloalkyl})$ ,  $-(CH_2)_n-(C_3-C_8 \text{ monocyclic cycloalkenyl})$ ,  $-(CH_2)_n-(C_8-C_{12} \text{ bicyclic cycloalkyl})$ ,  $-(CH_2)_n-(C_8-C_{12} \text{ bicyclic cycloalkenyl})$ ,  $-(CH_2)_n\text{-aryl}$ ,  $\text{phenylene}-(CH_2)_nCOOH$ , or  $\text{phenylene}-(CH_2)_nCOO-(C_1-C_{10} \text{ alkyl})$ , or  $R^5$  and  $R^6$  together with the carbon atom to which they are attached form a  $C_3-C_8$  monocyclic cycloalkyl or a  $C_8-C_{12}$  bicyclic cycloalkyl;

$R^7$  is  $-H$ ,  $-C_1-C_{10} \text{ alkyl}$ ,  $-(CH_2)_n-(3\text{- to }7\text{-membered monocyclic heterocycle})$ ,  $-(CH_2)_n-(8\text{- to }12\text{-membered bicyclic heterocycle})$ ,  $-(CH_2)_n-(C_3-C_8 \text{ monocyclic cycloalkyl})$ ,  $-(CH_2)_n-(C_3-C_8 \text{ monocyclic cycloalkenyl})$ ,  $-(CH_2)_n-(C_8-C_{12} \text{ bicyclic cycloalkyl})$ ,  $-(CH_2)_n-(C_8-C_{12} \text{ bicyclic cycloalkenyl})$ ,  $-(CH_2)_n\text{-aryl}$ ,  $-C\equiv C-(C_1-C_{10} \text{ alkyl})$  or  $-C\equiv C\text{-aryl}$ ;

$m$  is an integer ranging from 0 to 3; and

each  $n$  is independently an integer ranging from 0 to 5.

**[0021]** In still another embodiment, the invention provides compounds having the Formula (III):

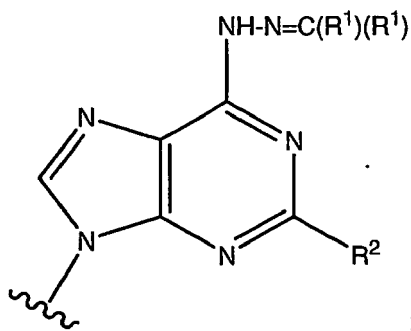


and pharmaceutically acceptable salts thereof,  
wherein

A is  $-CH_2R^3$ ;

B and C are  $-OH$ ;

D is



A and B are *trans* with respect to each other;

B and C are *cis* with respect to each other;

C and D are *cis* or *trans* with respect to each other;

each  $R^1$  is independently  $-H$ ,  $-C_1-C_{10} \text{ alkyl}$ ,  $-(CH_2)_m-(3\text{- to }7\text{-membered monocyclic heterocycle})$ ,  $-(CH_2)_m-(8\text{- to }12\text{-membered bicyclic heterocycle})$ ,  $-(CH_2)_m-(C_3-C_8 \text{ monocyclic cycloalkyl})$ ,  $-(CH_2)_m-(C_3-C_8 \text{ monocyclic cycloalkenyl})$ ,  $-(CH_2)_m-(C_8-C_{12} \text{ bicyclic cycloalkyl})$ ,  $-(CH_2)_m-(C_8-C_{12} \text{ bicyclic cycloalkenyl})$ , or  $-(CH_2)_m\text{-aryl}$ , or two  $R^1$  groups, together with the carbon atom to which they are attached, form a  $C_3-C_8$  monocyclic cycloalkyl, a  $C_3-C_8$  monocyclic cycloalkenyl, a  $C_8-C_{12}$  bicyclic cycloalkyl, or a  $C_8-C_{12}$  bicyclic cycloalkenyl;

$R^2$  is  $-H$ ,  $-CN$ ,  $-\text{halo}$ ,  $-N(R^4)_2$ ,  $-OR^4$ ,  $-SR^4$ ,  $-NHC(O)R^4$ ,  $-NHC(O)OR^4$ ,  $-NHC(O)NHR^4$ ,  $-NHNHC(O)R^4$ ,  $-NHNHC(O)NHR^4$ ,  $-NHNHC(O)OR^4$ , or  $-NH-N=C(R^6)R^7$ ;

$R^3$  is  $-ONO_2$ ,  $-ONO$ ,  $-OSO_3H$ ,  $-OSO_2NH_2$ ,  $-OSO_2NH(C_1-C_{10} \text{ alkyl})$ ,  $-OSO_2N(C_1-C_{10} \text{ alkyl})_2$ ,  $-OSO_2NH\text{-aryl}$  or  $-N(R^5)_2$ ;

each  $R^4$  is independently -H,  $-C_1-C_{10}$  alkyl,  $-(CH_2)_n$ -(3- to 7-membered monocyclic heterocycle),  $-(CH_2)_n$ -(8- to 12-membered bicyclic heterocycle),  $-(CH_2)_n$ -( $C_3-C_8$  monocyclic cycloalkyl),  $-(CH_2)_n$ -( $C_3-C_8$  monocyclic cycloalkenyl),  $-(CH_2)_n$ -( $C_8-C_{12}$  bicyclic cycloalkyl),  $-(CH_2)_n$ -( $C_8-C_{12}$  bicyclic cycloalkenyl),  $-(CH_2)_n$ -aryl,  $-C(O)O(C_1-C_{10}$  alkyl),  $-C(O)NH(C_1-C_{10}$  alkyl),  $-C(O)N(C_1-C_{10}$  alkyl)<sub>2</sub>,  $-C(O)NH$ -aryl,  $-C(O)N(C_1-C_{10}$  alkyl)<sub>2</sub>,  $-CH(NH_2)NH_2$  or  $-CH(NH_2)NH$  ( $C_1-C_{10}$  alkyl);

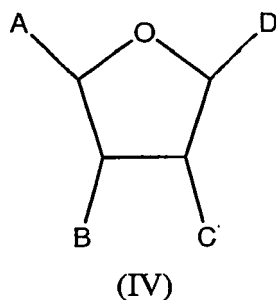
each  $R^5$  is independently -H,  $-C_1-C_{10}$  alkyl,  $-(CH_2)_n$ -(3- to 7-membered monocyclic heterocycle),  $-(CH_2)_n$ -(8- to 12-membered bicyclic heterocycle),  $-(CH_2)_n$ -( $C_3-C_8$  monocyclic cycloalkyl),  $-(CH_2)_n$ -( $C_3-C_8$  monocyclic cycloalkenyl),  $-(CH_2)_n$ -( $C_8-C_{12}$  bicyclic cycloalkyl),  $-(CH_2)_n$ -( $C_8-C_{12}$  bicyclic cycloalkenyl) or  $-(CH_2)_n$ -aryl;

$R^6$  and  $R^7$  are each independently -H,  $-C_1-C_{10}$  alkyl,  $-(CH_2)_n$ -(3- to 7-membered monocyclic heterocycle),  $-(CH_2)_n$ -(8- to 12-membered bicyclic heterocycle),  $-(CH_2)_n$ -( $C_3-C_8$  monocyclic cycloalkyl),  $-(CH_2)_n$ -( $C_3-C_8$  monocyclic cycloalkenyl),  $-(CH_2)_n$ -( $C_8-C_{12}$  bicyclic cycloalkyl),  $-(CH_2)_n$ -( $C_8-C_{12}$  bicyclic cycloalkenyl),  $-(CH_2)_n$ -aryl, phenylene- $(CH_2)_n$ COOH, or -phenylene- $(CH_2)_n$ COO- $(C_1-C_{10}$  alkyl), or  $R^6$  and  $R^7$ , together with the carbon atom to which they are attached, form a  $-C_3-C_8$  monocyclic cycloalkyl,  $-C_3-C_8$  monocyclic cycloalkenyl, or a  $C_8-C_{12}$  bicyclic cycloalkenyl;

$m$  is an integer ranging from 0 to 3; and

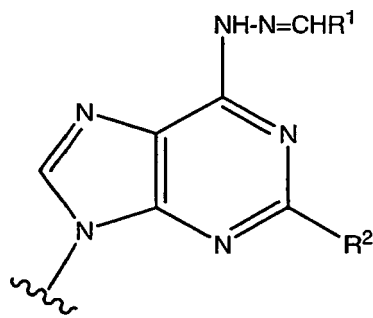
each  $n$  is independently an integer ranging from 0 to 5.

**[0022]** In a further embodiment, the invention provides compounds having the Formula (IV):



and pharmaceutically acceptable salts thereof,  
wherein

A is  $-CH_2OH$ ;  
B and C are  $-OH$ ;  
D is



A and B are *trans* with respect to each other;

B and C are *cis* with respect to each other;

C and D are *cis* or *trans* with respect to each other;

$R^1$  is  $-C_3-C_8$  monocyclic cycloalkyl or  $-C_3-C_8$  monocyclic cycloalkenyl;

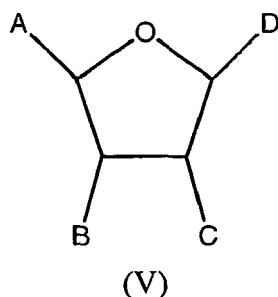
$R^2$  is -H, -halo, -CN,  $-OR^3$ ,  $-SR^3$ ,  $-N(R^3)_2$ ,  $-NHNHC(O)R^3$ ,  $-NHNHC(O)NHR^3$ ,  $-NHNHC(O)OR^3$ , or  $-NH-N=C(R^4)R^5$ ;  
each  $R^3$  is independently -H,  $-C_1-C_{10}$  alkyl,  $-(CH_2)_n$ -(3- to 7-membered monocyclic heterocycle),  $-(CH_2)_n$ -(8- to 12-

membered bicyclic heterocycle),  $-(CH_2)_n-(C_3-C_8 \text{ monocyclic cycloalkyl})$ ,  $-(CH_2)_n-(C_3-C_8 \text{ monocyclic cycloalkenyl})$ ,  $-(CH_2)_n-(C_8-C_{12} \text{ bicyclic cycloalkyl})$ ,  $-(CH_2)_n-(C_8-C_{12} \text{ bicyclic cycloalkenyl})$ ,  $-(CH_2)_n\text{-aryl}$ ,  $-C\equiv C-(C_1-C_{10} \text{ alkyl})$  or  $-C\equiv C-$

$R^4$  and  $R^5$  are each independently  $-H$ ,  $-C_1-C_{10} \text{ alkyl}$ ,  $-(CH_2)_n-(3\text{- to }7\text{-membered monocyclic heterocycle})$ ,  $-(CH_2)_n-(8\text{- to }12\text{-membered bicyclic heterocycle})$ ,  $-(CH_2)_n-(C_3-C_8 \text{ monocyclic cycloalkyl})$ ,  $-(CH_2)_n-(C_3-C_8 \text{ monocyclic cycloalkenyl})$ ,  $-(CH_2)_n-(C_8-C_{12} \text{ bicyclic cycloalkyl})$ ,  $-(CH_2)_n-(C_8-C_{12} \text{ bicyclic cycloalkenyl})$ ,  $-(CH_2)_n\text{-aryl}$ ,  $-\text{phenylene-(CH}_2)_n\text{COOH}$ , or  $-\text{phenylene-(CH}_2)_n\text{COO-(C}_1\text{-C}_{10} \text{ alkyl)}$ , or  $R^4$  and  $R^5$  together with the carbon atom to which they are attached form a  $C_3-C_8 \text{ monocyclic cycloalkyl}$ , a  $C_3-C_8 \text{ monocyclic cycloalkenyl}$ , a  $-C_8-C_{12} \text{ bicyclic cycloalkyl}$ , or a  $-C_8-C_{12} \text{ bicyclic cycloalkenyl}$ ; and

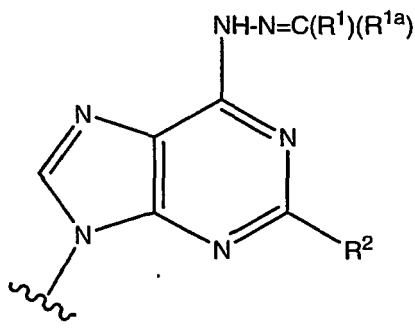
each  $n$  is independently an integer ranging from 0 to 5.

**[0023]** In another embodiment, the invention provides compounds having the Formula (V):



and pharmaceutically acceptable salts thereof,  
wherein

A is  $-CH_2OH$ ;  
B and C are  $-OH$ ;  
D is



A and B are *trans* with respect to each other;  
B and C are *cis* with respect to each other;  
C and D are *cis* or *trans* with respect to each other;

$R^1$  is  $-C_1-C_{10} \text{ alkyl}$ ,  $-(CH_2)_m-(3\text{- to }7\text{-membered monocyclic heterocycle})$ ,  $-(CH_2)_m-(8\text{- to }12\text{-membered bicyclic heterocycle})$ ,  $-(CH_2)_m-(C_8-C_{12} \text{ bicyclic cycloalkyl})$ ,  $-(CH_2)_n-(C_8-C_{12} \text{ bicyclic cycloalkenyl})$ ,  $-(CH_2)_m-(C_3-C_8 \text{ monocyclic cycloalkyl})$ ,  $-(CH_2)_m-(C_3-C_8 \text{ monocyclic cycloalkenyl})$  or  $-(CH_2)_m\text{-aryl}$ , or  $R^1$  and  $R^{1a}$  together with the carbon atom to which they are attached form a  $-C_3-C_8 \text{ monocyclic cycloalkyl}$ , a  $-C_3-C_8 \text{ monocyclic cycloalkenyl}$ , a  $-C_8-C_{12} \text{ bicyclic cycloalkyl}$ , or a  $-C_8-C_{12} \text{ bicyclic cycloalkenyl}$ ;

$R^{1a}$  is  $-C_3-C_8 \text{ monocyclic cycloalkyl}$  or  $-C_3-C_8 \text{ monocyclic cycloalkenyl}$ ;

$R^2$  is  $-OR^4$ ,  $-SR^4$ ,  $-NHNHC(O)R^3$ ,  $-NHNHC(O)NHR^3$ ,  $-NHNHC(O)OR^3$ , or  $-NH-N=C(R^5)R^6$ ;

$R^3$  is  $-H$ ,  $-C_1-C_{10} \text{ alkyl}$ ,  $-(CH_2)_n-(3\text{- to }7\text{-membered monocyclic heterocycle})$ ,  $-(CH_2)_n-(8\text{- to }12\text{-membered bicyclic heterocycle})$ ,  $-(CH_2)_n-(C_3-C_8 \text{ monocyclic cycloalkyl})$ ,  $-(CH_2)_n-(C_3-C_8 \text{ monocyclic cycloalkenyl})$ ,  $-(CH_2)_n-(C_8-C_{12} \text{ bicyclic cycloalkyl})$ ,  $-(CH_2)_n-(C_8-C_{12} \text{ bicyclic cycloalkenyl})$ ,  $-(CH_2)_n\text{-aryl}$ ,  $-C\equiv C-(C_1-C_{10} \text{ alkyl})$  or  $-C\equiv C\text{-aryl}$ ;

R<sup>4</sup> is -C<sub>1</sub>-C<sub>10</sub> alkyl, -(CH<sub>2</sub>)<sub>n</sub>-(3- to 7-membered monocyclic heterocycle), -(CH<sub>2</sub>)<sub>n</sub>-(8- to 12-membered bicyclic heterocycle), -(CH<sub>2</sub>)<sub>n</sub>-(C<sub>3</sub>-C<sub>8</sub> monocyclic cycloalkyl), -(CH<sub>2</sub>)<sub>n</sub>-(C<sub>3</sub>-C<sub>8</sub> monocyclic cycloalkenyl), -(CH<sub>2</sub>)<sub>n</sub>-(C<sub>8</sub>-C<sub>12</sub> bicyclic cycloalkyl), -(CH<sub>2</sub>)<sub>n</sub>-aryl, -C≡C-(C<sub>1</sub>-C<sub>10</sub> alkyl) or -C≡C-aryl;

R<sup>5</sup> and R<sup>6</sup> are each independently -H, -C<sub>1</sub>-C<sub>10</sub> alkyl, -(CH<sub>2</sub>)<sub>n</sub>-(3- to 7-membered monocyclic heterocycle), -(CH<sub>2</sub>)<sub>n</sub>-(8- to 12-membered bicyclic heterocycle), -(CH<sub>2</sub>)<sub>n</sub>-(C<sub>3</sub>-C<sub>8</sub> monocyclic cycloalkyl), -(CH<sub>2</sub>)<sub>n</sub>-(C<sub>3</sub>-C<sub>8</sub> monocyclic cycloalkenyl), -(CH<sub>2</sub>)<sub>n</sub>-(C<sub>8</sub>-C<sub>12</sub> bicyclic cycloalkyl), -(CH<sub>2</sub>)<sub>n</sub>-(C<sub>8</sub>-C<sub>12</sub> bicyclic cycloalkenyl), -(CH<sub>2</sub>)<sub>n</sub>-aryl, -phenylene-(CH<sub>2</sub>)<sub>n</sub>COOH, or -phenylene-(CH<sub>2</sub>)<sub>n</sub>COO-(C<sub>1</sub>-C<sub>10</sub> alkyl), or R<sup>5</sup> and R<sup>6</sup> together with the carbon atom to which they are attached form a C<sub>3</sub>-C<sub>8</sub> monocyclic cycloalkyl, a C<sub>3</sub>-C<sub>8</sub> monocyclic cycloalkenyl, a -C<sub>8</sub>-C<sub>12</sub> bicyclic cycloalkyl, or a -C<sub>8</sub>-C<sub>12</sub> bicyclic cycloalkenyl;

m is an integer ranging from 0 to 3; and

each n is independently an integer ranging from 0 to 5.

**[0024]** A compound of Formula (Ia), (Ib), (Ic), (Id), (Ie), (If), (Ig), (Ih), (II), (III), (IV) or (V) or a pharmaceutically acceptable salt thereof, (a "Purine Derivative") is useful for: (i) treating or preventing a cardiovascular disease, a neurological disorder, an ischemic condition, a reperfusion injury, obesity, a wasting disease, or diabetes (each being a "Condition"); (ii) reducing an animal's rate of metabolism; or (iii) protecting an animal's heart against myocardial damage during cardioplegia.

**[0025]** The invention also provides compositions comprising an effective amount of a Purine Derivative and a physiologically acceptable carrier or vehicle. The compositions are useful for: (i) treating or preventing a Condition; (ii) reducing an animal's rate of metabolism; or (iii) protecting an animal's heart against myocardial damage during cardioplegia.

**[0026]** The invention further provides uses of effective amounts of Purine Derivatives in the preparation of medicaments for: (i) treating or preventing a Condition; (ii) reducing an animal's rate of metabolism; or (iii) protecting an animal's heart against myocardial damage during cardioplegia.

**[0027]** The details of the invention are set forth in the accompanying description below. Other features, objects, and advantages of the invention will be apparent from the description and from the claims.

#### 4. BRIEF DESCRIPTION OF THE DRAWINGS

**[0028]**

**FIG. 1** shows the effect of Compound 17 on lipopolysaccharide induced plasma TNF and MIP production in male BALB/c mice. The unshaded bars represent LPS, administered i.p. at a dose of 1 mg/kg and the shaded bars represent Compound 17, administered orally at a dose of 0.03 mg/kg, followed 30 minutes later by LPS, administered i.p. at a dose of 1 mg/kg. TNF and MIP levels were measured 90 minutes after LPS administration.

**FIG. 2** shows the effect of Compound 17 in survival studies in male BALB/c mice, expressed as the percentage of surviving animals at 10-hour time intervals. Line -□- represents LPS, administered i.p. at a dose of 55 mg/kg, and line -◆- represents Compound 17, administered orally at a dose of 0.03 mg/kg, followed 30 minutes later by LPS, administered i.p. at a dose of 55 mg/kg.

**FIG. 3** shows the effects of Compound 17 on the duration of ischemia-induced arrhythmias in isolated perfused rat hearts. The bar graph from left to right, represents: a non-treated control group, Compound 17 administered at 10 pM, Compound 17 administered at 30 pM, and Compound 17 administered at 100 pM, respectively.

**FIG. 4** shows the effect of Compound 17 on function recovery in isolated perfused rat hearts after 30 minute no-flow ischemia followed by 40 minute reperfusion. Line -▲- represents a non-treated control group (n = 13) and line -■- represents administration (n = 9) of Compound 17 at a concentration of 1nM, administered 10 minutes prior to induction of ischemia.

**FIG. 5** shows the effect of Compound 17 and/or buprenorphine in an acute pain model in mice using a tail flick assay. The Y-axis represents Maximum Possible Effect (MPE) and the X-axis represents time after administration of Compound 17 and/or buprenorphine. Line -●- represents co-administration of buprenorphine (1.0 mg/kg) and Compound 17 (3.0 mg/kg), line -■- represents buprenorphine (1.0 mg/kg), line -▲- represents Compound 17 (3.0 mg/kg), line -X- represents co-administration of buprenorphine (0.3 mg/kg) and Compound 17 (3.0 mg/kg), and line

-✱- represents buprenorphine (0.3 mg/kg).

**FIG. 6** shows the effect of Compound 17 in a mouse formalin pain model pain. The bar graph from left to right shows the first phase of the test (no response) and the second phase of the test (shaded bar).

**FIG. 7** shows the effect of Compound 17 on allodynia in a mouse model of diabetic neuropathy. The Y-axis represents the animal's pain threshold and the X-axis represents time after administration of Compound 17. Line -●- represents treatment with Compound 17 (1.0 mg/kg).

**FIG. 8** shows the effect of Compound 17 on mechanically induced pain threshold in a carrageenan rat model. The Y-axis represents the animal's pain threshold and the X-axis represents time after administration of Compound 17. Line -○- represents vehicle and line -■- represents Compound 17 (5.0 mg/kg).

**FIG. 9** shows the effect of Compound 17 and/or buprenorphine on pain threshold in a mouse model of sciatic nerve ligation. The Y-axis represents the animal's pain threshold and the X-axis represents time after administration of Compound 17 and/or buprenorphine. The top left graph shows the effect of vehicle, the top right graph shows the effect of Compound 17 (0.1 mg/kg), the bottom left graph shows the effect of buprenorphine (0.3 mg/kg) and the bottom right graph shows the effect of co-administration of Compound 17 (0.1 mg/kg) and buprenorphine (0.3 mg/kg). Line -◆- represents the response of the control leg and line -■- represents the response of the treated leg.

## 5. DETAILED DESCRIPTION OF THE INVENTION

### 5.1 DEFINITIONS

**[0029]** The term "C<sub>1</sub>-C<sub>15</sub> alkyl" as used herein refers to a straight or branched chain, saturated hydrocarbon having from 1 to 15 carbon atoms. Representative C<sub>1</sub>-C<sub>15</sub> alkyl groups include, but are not limited to methyl, ethyl, propyl, isopropyl, butyl, *sec*-butyl, *tert*-butyl, pentyl, isopentyl, neopentyl, hexyl, isohexyl, neohexyl, heptyl, isoheptyl, neoheptyl, octyl, isooctyl, neooctyl, nonyl, isononyl, neononyl, decyl, isodecyl, neodecyl, undecyl, dodecyl, tridecyl, tetradecyl and pentadecyl. In one embodiment, the C<sub>1</sub>-C<sub>15</sub> alkyl group is substituted with one or more of the following groups: -halo, -O-(C<sub>1</sub>-C<sub>6</sub> alkyl), -OH, -CN, -COOR', -OC(O)R', -N(R')<sub>2</sub>, -NHC(O)R' or -C(O)NHR' groups wherein each R' is independently -H or unsubstituted -C<sub>1</sub>-C<sub>6</sub> alkyl. Unless indicated, the C<sub>1</sub>-C<sub>15</sub> alkyl is unsubstituted.

**[0030]** The term "C<sub>1</sub>-C<sub>10</sub> alkyl" as used herein refers to a straight or branched chain, saturated hydrocarbon having from 1 to 10 carbon atoms. Representative C<sub>1</sub>-C<sub>10</sub> alkyl groups include, but are not limited to methyl, ethyl, propyl, isopropyl, butyl, *sec*-butyl, *tert*-butyl, pentyl, isopentyl, neopentyl, hexyl, isohexyl, neohexyl, heptyl, isoheptyl, neoheptyl, octyl, isooctyl, neooctyl, nonyl, isononyl, neononyl, decyl, isodecyl and neodecyl. In one embodiment, the C<sub>1</sub>-C<sub>10</sub> alkyl group is substituted with one or more of the following groups: -halo, -O-(C<sub>1</sub>-C<sub>6</sub> alkyl), -OH, -CN, -COOR', -OC(O)R', -N(R')<sub>2</sub>, -NHC(O)R' or -C(O)NHR' groups wherein each R' is independently -H or unsubstituted -C<sub>1</sub>-C<sub>6</sub> alkyl. Unless indicated, the C<sub>1</sub>-C<sub>10</sub> alkyl is unsubstituted.

**[0031]** The term "C<sub>1</sub>-C<sub>6</sub> alkyl" as used herein refers to a straight or branched chain; saturated hydrocarbon having from 1 to 6 carbon atoms. Representative C<sub>1</sub>-C<sub>6</sub> alkyl groups include, but are not limited to methyl, ethyl, propyl, isopropyl, butyl, *sec*-butyl, *tert*-butyl, pentyl, isopentyl, neopentyl, hexyl, isohexyl, and neohexyl. Unless indicated, the C<sub>1</sub>-C<sub>6</sub> alkyl is unsubstituted.

**[0032]** The term "aryl" as used herein refers to a phenyl group or a naphthyl group. In one embodiment, the aryl group is substituted with one or more of the following groups: -halo, -O-(C<sub>1</sub>-C<sub>6</sub> alkyl), -OH, -CN, -COOR', -OC(O)R', -N(R')<sub>2</sub>, -NHC(O)R' or -C(O)NHR' groups wherein each R' is independently -H or unsubstituted -C<sub>1</sub>-C<sub>6</sub> alkyl. Unless indicated, the aryl is unsubstituted.

**[0033]** The term "C<sub>3</sub>-C<sub>8</sub> monocyclic cycloalkyl" as used herein is a 3-, 4-, 5-, 6-, 7- or 8-membered saturated non-aromatic monocyclic cycloalkyl ring. Representative C<sub>3</sub>-C<sub>8</sub> monocyclic cycloalkyl groups include, but are not limited to, cyclopropyl, cyclobutyl, cyclopentyl, cyclohexyl, cycloheptyl and cyclooctyl. In one embodiment, the C<sub>3</sub>-C<sub>8</sub> monocyclic cycloalkyl group is substituted with one or more of the following groups: -halo, -O-(C<sub>1</sub>-C<sub>6</sub> alkyl), -OH, -CN, -COOR', -OC(O)R', -N(R')<sub>2</sub>, -NHC(O)R' or -C(O)NHR' groups wherein each R' is independently -H or unsubstituted -C<sub>1</sub>-C<sub>6</sub> alkyl. Unless indicated, the C<sub>3</sub>-C<sub>8</sub> monocyclic cycloalkyl is unsubstituted.

**[0034]** The term "C<sub>3</sub>-C<sub>8</sub> monocyclic cycloalkenyl" as used herein is a 3-, 4-, 5-, 6-, 7- or 8-membered non-aromatic monocyclic carbocyclic ring having at least one endocyclic double bond, but which is not aromatic. It is to be understood that when any two groups, together with the carbon atom to which they are attached form a C<sub>3</sub>-C<sub>8</sub> monocyclic cycloalkenyl group, the carbon atom to which the two groups are attached remains tetravalent. Representative C<sub>3</sub>-C<sub>8</sub> monocyclic cycloalkenyl groups include, but are not limited to, cyclopropenyl, cyclobutenyl, 1,3-cyclobutadienyl, cyclopentenyl, 1,3-cyclopentadienyl, cyclohexenyl, 1,3-cyclohexadienyl, cycloheptenyl, 1,3-cycloheptadienyl, 1,4-cycloheptadienyl, -1,3,5-cycloheptatrienyl, cyclooctenyl, 1,3-cyclooctadienyl, 1,4-cyclooctadienyl, -1,3,5-cyclooctatrienyl. In one embodiment, the C<sub>3</sub>-C<sub>8</sub> monocyclic cycloalkenyl group is substituted with one or more of the following groups: -halo, -O-(C<sub>1</sub>-C<sub>6</sub> alkyl), -OH, -CN, -COOR', -OC(O)R', -N(R')<sub>2</sub>, -NHC(O)R' or -C(O)NHR' groups wherein each R' is independently -H or unsubstituted -C<sub>1</sub>-C<sub>6</sub> alkyl. Unless indicated, the C<sub>3</sub>-C<sub>8</sub> monocyclic cycloalkenyl is unsubstituted.

**[0035]** The term "C<sub>8</sub>-C<sub>12</sub> bicyclic cycloalkyl" as used herein is a 8-, 9-, 10-, 11- or 12-membered saturated, non-aromatic bicyclic cycloalkyl ring system. Representative C<sub>8</sub>-C<sub>12</sub> bicyclic cycloalkyl groups include, but are not limited to, decahydronaphthalene, octahydroindene, decahydrobenzocycloheptene, and dodecahydroheptalene. In one embodiment, the C<sub>8</sub>-C<sub>12</sub> bicyclic cycloalkyl group is substituted with one or more of the following groups: -halo, -O-(C<sub>1</sub>-C<sub>6</sub> alkyl), -OH, -CN, -COOR', -OC(O)R', -N(R')<sub>2</sub>, -NHC(O)R' or -C(O)NHR' groups wherein each R' is independently -H or unsubstituted -C<sub>1</sub>-C<sub>6</sub> alkyl.



[0036] Unless indicated, the C<sub>8</sub>-C<sub>12</sub> bicyclic cycloalkyl is unsubstituted.

[0037] The term "C<sub>8</sub>-C<sub>12</sub> bicyclic cycloalkenyl" as used herein is a 8-, 9-, 10-, 11- or 12-membered non-aromatic bicyclic cycloalkyl ring system, having at least one endocyclic double bond. It is to be understood that when any two groups, together with the carbon atom to which they are attached form a C<sub>8</sub>-C<sub>12</sub> bicyclic cycloalkenyl group, the carbon atom to which the two groups are attached remains tetravalent. Representative C<sub>8</sub>-C<sub>12</sub> bicyclic cycloalkenyl groups include, but are not limited to, octahydronaphthalene, hexahydronaphthalene, hexahydroindene, tetrahydroindene, octahydrobenzocycloheptene, hexahydrobenzocycloheptene, tetrahydrobenzocycloheptene, decahydroheptalene, octahydroheptalene, hexahydroheptalene, and tetrahydroheptalene. In one embodiment, the C<sub>8</sub>-C<sub>12</sub> bicyclic cycloalkyl group is substituted with one or more of the following groups: -halo, -O-(C<sub>1</sub>-C<sub>6</sub> alkyl), -OH, -CN, -COOR', -OC(O)R', -N(R')<sub>2</sub>, -NHC(O)R' or -C(O)NHR' groups wherein each R' is independently -H or unsubstituted -C<sub>1</sub>-C<sub>6</sub> alkyl. Unless indicated, the C<sub>8</sub>-C<sub>12</sub> bicyclic cycloalkenyl is unsubstituted.

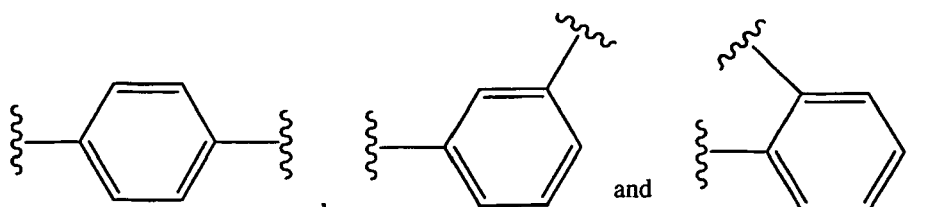
[0038] The term "effective amount" as used herein refers to an amount of a Purine Derivative that is effective for use in the preparation of a medicament for: (i) treating or preventing a Condition; (ii) reducing an animal's rate of metabolism; or (iii) protecting an animal's heart against myocardial damage during cardioplegia.

[0039] The term "halo" as used herein refers to -F, -Cl, -Br or -I.

[0040] The term "3- to 7-membered monocyclic heterocycle" refers to: (i) a 3- or 4-membered non-aromatic monocyclic cycloalkyl in which 1 of the ring carbon atoms has been replaced with an N, O or S atom; or (ii) a 5-, 6-, or 7-membered aromatic or non-aromatic monocyclic cycloalkyl in which 1-4 of the ring carbon atoms have been independently replaced with a N, O or S atom. The non-aromatic 3- to 7-membered monocyclic heterocycles can be attached via a ring nitrogen, sulfur, or carbon atom. The aromatic 3- to 7-membered monocyclic heterocycles are attached via a ring carbon atom. Representative examples of a 3- to 7-membered monocyclic heterocycle group include, but are not limited to furanyl, furazanyl, imidazolidinyl, imidazolyl, imidazolyl, isothiazolyl, isoxazolyl, morpholinyl, oxadiazolyl, oxazolidinyl, oxazolyl, oxazolidinyl, pyrimidinyl, phenanthridinyl, phenanthrolinyl, piperazinyl, piperidinyl, pyranyl, pyrazinyl, pyrazolidinyl, pyrazolyl, pyrazolyl, pyridazinyl, pyridoxazole, pyridoimidazole, pyridothiazole, pyridinyl, pyrimidinyl, pyrrolidinyl, pyrrolinyl, quinuclidinyl, tetrahydrofuranyl, thiadiazinyl, thiadiazolyl, thienyl, thienothiazolyl, thienooxazolyl, thienoimidazolyl, thiomorpholinyl, thiophenyl, triazinyl, triazolyl. In one embodiment, the 3- to 7-membered monocyclic heterocycle group is substituted with one or more of the following groups: -halo, -O-(C<sub>1</sub>-C<sub>6</sub> alkyl), -OH, -CN, -COOR', -OC(O)R', -N(R')<sub>2</sub>, -NHC(O)R' or -C(O)NHR' groups wherein each R' is independently -H or unsubstituted -C<sub>1</sub>-C<sub>6</sub> alkyl. Unless indicated, the 3- to 7-membered monocyclic heterocycle is unsubstituted.

[0041] The term "8- to 12-membered bicyclic heterocycle" refers to a bicyclic 8- to 12-membered aromatic or non-aromatic bicyclic cycloalkyl in which one or both of the rings of the bicyclic ring system have 1-4 of its ring carbon atoms independently replaced with a N, O or S atom. Included in this class are 3- to 7- membered monocyclic heterocycles that are fused to a benzene ring. A non-aromatic ring of an 8- to 12-membered monocyclic heterocycle is attached via a ring nitrogen, sulfur, or carbon atom. An aromatic 8- to 12-membered monocyclic heterocycles are attached via a ring carbon atom. Examples of 8- to 12-membered bicyclic heterocycles include, but are not limited to, benzimidazolyl, benzofuranyl, benzothiofuranyl, benzothiophenyl, benzoxazolyl, benzthiazolyl, benztriazolyl, benzisoxazolyl, benzisothiazolyl, benzimidazolyl, cinnolinyl, decahydroquinolinyl, 1H-indazolyl, indolenyl, indolinyl, indolizyl, indolyl, isobenzofuranyl, isoindazolyl, isoindolyl, isoindolinyl, isoquinolinyl, naphthyridinyl, octahydroisoquinolinyl, phthalazinyl, pteridinyl, purinyl, quinoxalinyl, tetrahydroisoquinolinyl, tetrahydroquinolinyl, and xanthenyl. In one embodiment, each ring of a the 8- to 12- membered bicyclic heterocycle group can substituted with one or more of the following groups: -halo, -O-(C<sub>1</sub>-C<sub>6</sub> alkyl), -OH, -CN, -COOR', -OC(O)R', -N(R')<sub>2</sub>, -NHC(O)R' or -C(O)NHR' groups wherein each R' is independently -H or unsubstituted -C<sub>1</sub>-C<sub>6</sub> alkyl. Unless indicated, the 8- to 12-membered bicyclic heterocycle is unsubstituted.

[0042] Representative examples of a "phenylene group" are depicted below:



[0043] The phrase "pharmaceutically acceptable salt," as used herein, is a salt of an acid and a basic nitrogen atom

of a Purine Derivative. Illustrative salts include, but are not limited, to sulfate, citrate, acetate, oxalate, chloride, bromide, iodide, nitrate, bisulfate, phosphate, acid phosphate, isonicotinate, lactate, salicylate, acid citrate, tartrate, oleate, tannate, pantothenate, bitartrate, ascorbate, succinate, maleate, gentisinate, fumarate, gluconate, glucuronate, saccharate, formate, benzoate, glutamate, methanesulfonate, ethanesulfonate, benzenesulfonate, *p*-toluenesulfonate, and pamoate (i.e., 1,1'-methylene-bis-(2-hydroxy-3-naphthoate)) salts. The pharmaceutically acceptable salt can also be a camphorsulfonate salt. The term "pharmaceutically acceptable salt" also refers to a salt of a Purine Derivative having an acidic functional group, such as a carboxylic acid functional group, and a base. Suitable bases include, but are not limited to, hydroxides of alkali metals such as sodium, potassium, and lithium; hydroxides of alkaline earth metal such as calcium and magnesium; hydroxides of other metals, such as aluminum and zinc; ammonia, and organic amines, such as unsubstituted or hydroxy-substituted mono-, di-, or tri-alkylamines, dicyclohexylamine; tributyl amine; pyridine; N-methyl, N-ethylamine; diethylamine; triethylamine; mono-, bis-, or tris-(2-OH-lower alkylamines), such as mono-, bis-, or tris-(2-hydroxyethyl)amine, 2-hydroxy-tert-butylamine, or tris-(hydroxymethyl)methylamine, N,N-di-lower alkyl-N-(hydroxyl-lower alkyl)-amines, such as N,N-dimethyl-N-(2-hydroxyethyl)amine or tri-(2-hydroxyethyl)amine; N-methyl-D-glucamine; and amino acids such as arginine, lysine, and the like. The term "pharmaceutically acceptable salt" also includes a hydrate of a Purine Derivative.

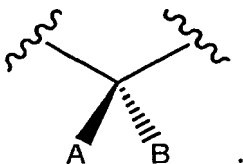
**[0044]** An "animal" is a mammal, e.g., a human, mouse, rat, guinea pig, dog, cat, horse, cow, pig, or non-human primate, such as a monkey, chimpanzee, baboon or rhesus. In one embodiment, an animal is a human.

**[0045]** The term "isolated and purified" as used herein means separate from other components of a reaction mixture or natural source. In certain embodiments, the isolate contains at least 30%, at least 35%, at least 40%, at least 45%, at least 50%, at least 55%, at least 60%, at least 65%, at least 70%, at least 75%, at least 80%, at least 85%, at least 90%, at least 95% or at least 98% of a Purine Derivative by weight of the isolate. In one embodiment, the isolate contains at least 95% of a Purine Derivative by weight of the isolate.

**[0046]** The term "substantially free of its corresponding opposite enantiomer" as used herein, means that a Purine Derivative contains no more than about 10% by weight of its corresponding opposite enantiomer. In one embodiment the Purine Derivative that is substantially free of its corresponding opposite enantiomer contains no more than about 5% by weight of its corresponding opposite enantiomer. In a further embodiment a Purine Derivative that is substantially free of its corresponding opposite enantiomer contains no more than about 1% by weight of its corresponding opposite enantiomer. In another embodiment a Purine Derivative that is substantially free of its corresponding opposite enantiomer contains no more than about 0.5% by weight of its corresponding opposite enantiomer. In still another embodiment a Purine Derivative that is substantially free of its corresponding opposite enantiomer contains no more than about 0.1 % by weight of its corresponding opposite enantiomer.

**[0047]** The term "substantially free of its corresponding other anomer" as used herein, means that a Purine Derivative contains no more than about 10% by weight of its corresponding other anomer. In one embodiment the Purine Derivative that is substantially free of its corresponding other anomer contains no more than about 5% by weight of its corresponding other anomer. In a further embodiment a Purine Derivative that is substantially free of its corresponding other anomer contains no more than about 1% by weight of its corresponding other anomer. In another embodiment a Purine Derivative that is substantially free of its corresponding other anomer contains no more than about 0.5% by weight of its corresponding other anomer. In still another embodiment a Purine Derivative that is substantially free of its corresponding other anomer contains no more than about 0.1% by weight of its corresponding other anomer.

**[0048]** Some chemical structures herein are depicted using bold and dashed lines to represent chemical bonds. These bold and dashed lines depict absolute stereochemistry. A bold line indicates that a substituent is above the plane of the carbon atom to which it is attached and a dashed line indicates that a substituent is below the plane of the carbon atom to which it is attached. For example, in the illustration below:



group A is above the plane of the carbon atom to which it is attached and group B is below the plane of the carbon atom to which it is attached.

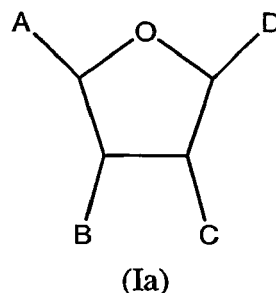
**[0049]** The following abbreviations are used herein and have the indicated definitions: Ac<sub>2</sub>O is acetic anhydride; ATP is adenosine triphosphate; CCPA is 2-chloro-N<sup>6</sup>-cyclopentyladenosine; CPA is N<sup>6</sup>-cyclopentyladenosine; CSA is camphorsulfonic acid; CHO is chinese hamster ovary; DMF is N,N-dimethylformamide; EGTA is ethylene glycol bis (3-

aminoethyl ether)-N,N,N',N'-tetraacetic acid; EtNH<sub>2</sub> is ethylamine; EtOAc is ethyl acetate; EtOH is ethanol; LiHMDS is lithium hexamethyldisilazide; MeOH is methanol; MS is mass spectrometry; NECA is adenosine-5'-(N-ethyl)carboxamido; NMR is nuclear magnetic resonance; R-PIA is N<sup>6</sup>-(2-phenyl-isopropyl) adenosine, R-isomer; TFA is trifluoroacetic acid; THF is tetrahydrofuran; TMSOTf is trimethylsilyl trifluoromethanesulfonate.

## 5.2 THE PURINE DERIVATIVES

### 5.2.1 THE PURINE DERIVATIVES OF FORMULA (Ia)

[0050] As stated above, the present invention encompasses Purine Derivatives having the Formula (Ia):



wherein A, B, C and D are defined above for the Purine Derivatives of Formula (Ia), and A and B are *trans* with respect to each other; B and C are *cis* with respect to each other; and C and D are *cis* or *trans* with respect to each other.

[0051] In one embodiment, R<sup>1</sup> is -C<sub>3</sub>-C<sub>8</sub> monocyclic cycloalkyl.

[0052] In a specific embodiment, R<sup>1</sup> is cyclopentyl.

[0053] In another embodiment, R<sup>1</sup> is -C<sub>3</sub>-C<sub>8</sub> monocyclic cycloalkenyl.

[0054] In another embodiment, Tri is -C<sub>8</sub>-C<sub>12</sub> bicyclic cycloalkyl or -C<sub>8</sub>-C<sub>12</sub> bicyclic cycloalkenyl.

[0055] In still another embodiment, R<sup>1</sup> is -(CH<sub>2</sub>)<sub>n</sub>-(C<sub>3</sub>-C<sub>8</sub> monocyclic cycloalkyl) or -(CH<sub>2</sub>)<sub>n</sub>-(C<sub>3</sub>-C<sub>8</sub> monocyclic cycloalkenyl).

[0056] In one embodiment, R<sup>2</sup> is -halo.

[0057] In a specific embodiment, R<sup>2</sup> is -Cl.

[0058] In another embodiment, R<sup>2</sup> is -CN.

[0059] In another embodiment, R<sup>2</sup> is -NHR<sup>8</sup>, -OR<sup>8</sup> or -SR<sup>8</sup>.

[0060] In a further embodiment, R<sup>2</sup> is -NHC(O)R<sup>4</sup>, -NHC(O)OR<sup>8</sup> or -NHC(O)NHR<sup>8</sup>.

[0061] In another embodiment, R<sup>2</sup> is -NHNHC(O)R<sup>4</sup>, -NHNHC(O)OR<sup>8</sup> or -NHNHC(O)NHR<sup>8</sup>. In yet another embodiment, R<sup>2</sup> is -NH-N=C(R<sup>6</sup>)R<sup>7</sup>.

[0062] In one embodiment, C and D are *cis* with respect to each other.

[0063] In another embodiment, C and D are *trans* with respect to each other.

[0064] The present invention also provides compositions comprising an effective amount of a Purine Derivative of Formula (Ia) and a physiologically acceptable carrier or vehicle.

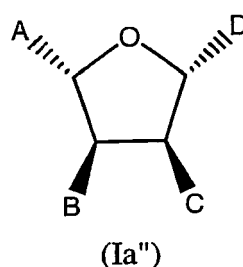
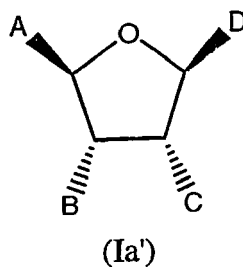
[0065] The invention further provides Purine Derivatives of Formula (Ia) that are in isolated and purified form.

[0066] The invention still further provides uses of effective amounts of Purine Derivatives of Formula (Ia) for the preparation of a medicament for treating or preventing a Condition, in an animal in need thereof.

[0067] The invention further provides uses of effective amounts of Purine Derivatives of Formula (Ia) for the preparation of a medicament for reducing an animal's rate of metabolism, in an animal in need thereof.

[0068] The invention further provides uses of effective amounts of Purine Derivatives of Formula (Ia) for the preparation of a medicament for protecting an animal's heart against myocardial damage during cardioplegia, in an animal in need thereof.

[0069] The Purine Derivatives of Formula (Ia) can exist in the form of a single enantiomer, for example, that depicted by either the Formula (Ia') or Formula (Ia''):



wherein A, B, C and D are defined above for the Purine Derivatives of Formula (Ia).

**[0070]** A Purine Derivative of Formula (Ia') is the corresponding opposite enantiomer of a Purine Derivative of Formula (Ia'') when group A of the Purine Derivative of Formula (Ia') is the same as group A of the Purine Derivative of Formula (Ia'') and when group D of the Purine Derivative of Formula (Ia') is the same as group D of the Purine Derivative of Formula (Ia'').

**[0071]** A Purine Derivative of Formula (Ia'') is the corresponding opposite enantiomer of a Purine Derivative of Formula (Ia') when group A of the Purine Derivative of Formula (Ia'') is the same as group A of the Purine Derivative of Formula (Ia') and when group D of the Purine Derivative of Formula (Ia'') is the same as group D of the Purine Derivative of Formula (Ia').

**[0072]** In one embodiment, the Purine Derivatives of Formula (Ia) have the formula (Ia'), depicted above, wherein A, B, C and D are defined above for the Purine Derivatives of Formula (Ia), and wherein the Purine Derivatives of Formula (Ia') are substantially free of their corresponding opposite enantiomer.

**[0073]** In another embodiment, the Purine Derivatives of Formula (Ia) have the formula (Ia''), depicted above, wherein A, B, C and D are defined above for the Purine Derivatives of Formula (Ia), and wherein the Purine Derivatives of Formula (Ia'') are substantially free of their corresponding opposite enantiomer.

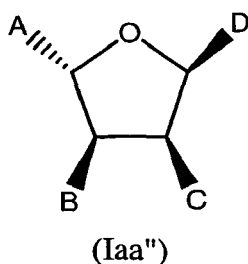
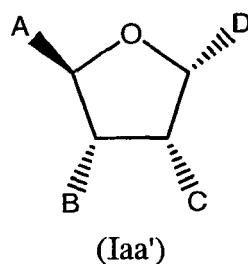
**[0074]** In another embodiment, the Purine Derivatives of Formula (Ia) exist as a mixture of a Purine Derivative of Formula (Ia') and a Purine Derivative of Formula (Ia'')

wherein the amount of the Purine Derivative of Formula (Ia') exceeds the amount of the Purine Derivative of Formula (Ia'').

**[0075]** In a further embodiment, the Purine Derivatives of Formula (Ia) exist as a mixture of a Purine Derivative of Formula (Ia') and a Purine Derivative of Formula (Ia'') wherein the amount of the Purine Derivative of Formula (Ia'') exceeds the amount of the Purine Derivative of Formula (Ia').

**[0076]** In another embodiment, the Purine Derivatives of Formula (Ia) exist as a racemic mixture of a Purine Derivative of Formula (Ia') and a Purine Derivative of Formula (Ia'').

**[0077]** In another embodiment, the Purine Derivatives of Formula (Ia) can exist in the form of a single enantiomer, for example, that depicted by either formula (Ia') or (Ia''):



wherein A, B, C and D are defined above for the Purine Derivatives of Formula (Ia).

**[0078]** A Purine Derivative of Formula (Iaa') is the corresponding opposite enantiomer of a Purine Derivative of Formula (Iaa'') when group A of the Purine Derivative of Formula (Iaa') is the same as group A of the Purine Derivative of Formula (Iaa'') and when group D of the Purine Derivative of Formula (Iaa') is the same as group D of the Purine Derivative of Formula (Iaa'').

**[0079]** A Purine Derivative of Formula (Iaa'') is the corresponding opposite enantiomer of a Purine Derivative of Formula (Iaa') when group A of the Purine Derivative of Formula (Iaa'') is the same as group A of the Purine Derivative of Formula (Iaa') and when group D of the Purine Derivative of Formula (Iaa'') is the same as group D of the Purine Derivative of Formula (Iaa').

**[0080]** In one embodiment, the Purine Derivatives of Formula (Ia) have the formula (Iaa'), depicted above, wherein A, B, C and D are defined above for the Purine Derivatives of Formula (Ia), and wherein the Purine Derivatives of Formula (Iaa') are substantially free of their corresponding opposite enantiomer.

**[0081]** In another embodiment, the Purine Derivatives of Formula (Ia) have the formula (Iaa''), depicted above, wherein A, B, C and D are defined above for the Purine Derivatives of Formula (Ia), and wherein the Purine Derivatives of Formula (Iaa'') are substantially free of their corresponding opposite enantiomer.

**[0082]** In another embodiment, the Purine Derivatives of Formula (Ia) exist as a mixture of a Purine Derivative of Formula (Iaa') and a Purine Derivative of Formula (Iaa'') wherein the amount of the Purine Derivative of Formula (Iaa') exceeds the amount of the Purine Derivative of Formula (Iaa'').

**[0083]** In a further embodiment, the Purine Derivatives of Formula (Ia) exist as a mixture of a Purine Derivative of Formula (Iaa') and a Purine Derivative of Formula (Iaa'') wherein the amount of the Purine Derivative of Formula (Iaa'') exceeds the amount of the Purine Derivative of Formula (Iaa').

**[0084]** In another embodiment, the Purine Derivatives of Formula (Ia) exist as a racemic mixture of a Purine Derivative of Formula (Iaa') and a Purine Derivative of Formula (Iaa'').

**[0085]** A Purine Derivative of Formula (Iaa') is the corresponding other anomer of a Purine Derivative of Formula (Ia') when group A of the Purine Derivative of Formula (Iaa') is the same as group A of the Purine Derivative of Formula (Ia') and when group D of the Purine Derivative of Formula (Iaa') is the same as group D of the Purine Derivative of Formula (Ia').

**[0086]** A Purine Derivative of Formula (Ia') is the corresponding other anomer of a Purine Derivative of Formula (Iaa') when group A of the Purine Derivative of Formula (Ia') is the same as group A of the Purine Derivative of Formula (Iaa') and when group D of the Purine Derivative of Formula (Ia') is the same as group D of the Purine Derivative of Formula (Iaa').

**[0087]** A Purine Derivative of Formula (Iaa'') is the corresponding other anomer of a Purine Derivative of Formula (Ia'') when group A of the Purine Derivative of Formula (Iaa'') is the same as group A of the Purine Derivative of Formula (Ia'') and when group D of the Purine Derivative of Formula (Iaa'') is the same as group D of the Purine Derivative of Formula (Ia'').

**[0088]** A Purine Derivative of Formula (Ia'') is the corresponding other anomer of a Purine Derivative of Formula (Iaa'')

when group A of the Purine Derivative of Formula (Ia'') is the same as group A of the Purine Derivative of Formula (Iaa'') and when group D of the Purine Derivative of Formula (Ia'') is the same as group D of the Purine Derivative of Formula (Iaa'').

[0089] In one embodiment, the Purine Derivatives of Formula (Ia) have the formula (Iaa'), depicted above, wherein A, B, C and D are defined above for the Purine Derivatives of Formula (Ia), and wherein the Purine Derivatives of Formula (Iaa') are substantially free of their corresponding other anomer.

[0090] In another embodiment, the Purine Derivatives of Formula (Ia) have the formula (Iaa''), depicted above, wherein A, B, C and D are defined above for the Purine Derivatives of Formula (Ia), and wherein the Purine Derivatives of Formula (Iaa'') are substantially free of their corresponding other anomer.

[0091] In one embodiment, the Purine Derivatives of Formula (Ia) have the formula (Ia'), depicted above, wherein A, B, C and D are defined above for the Purine Derivatives of Formula (Ia), and wherein the Purine Derivatives of Formula (Ia') are substantially free of their corresponding other anomer.

[0092] In another embodiment, the Purine Derivatives of Formula (Ia) have the formula (Ia''), depicted above, wherein A, B, C and D are defined above for the Purine Derivatives of Formula (Ia), and wherein the Purine Derivatives of Formula (Ia'') are substantially free of their corresponding other anomer.

[0093] In one embodiment, the Purine Derivatives of Formula (Ia) exist as a mixture of a Purine Derivative of Formula (Ia') and a Purine Derivative of Formula (Iaa') wherein the amount of the Purine Derivative of Formula (Ia') exceeds the amount of the Purine Derivative of Formula (Iaa').

[0094] In another embodiment, the Purine Derivatives of Formula (Ia) exist as a mixture of a Purine Derivative of Formula (Ia') and a Purine Derivative of Formula (Iaa') wherein the amount of the Purine Derivative of Formula (Iaa') exceeds the amount of the Purine Derivative of Formula (Ia').

[0095] In a further embodiment, the Purine Derivatives of Formula (Ia) exist as a equal mixture of a Purine Derivative of Formula (Ia') and a Purine Derivative of Formula (Iaa').

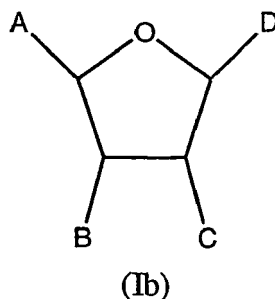
[0096] In one embodiment, the Purine Derivatives of Formula (Ia) exist as a mixture of a Purine Derivative of Formula (Ia'') and a Purine Derivative of Formula (Iaa'') wherein the amount of the Purine Derivative of Formula (Ia'') exceeds the amount of the Purine Derivative of Formula (Iaa'').

[0097] In another embodiment, the Purine Derivatives of Formula (Ia) exist as a mixture of a Purine Derivative of Formula (Ia'') and a Purine Derivative of Formula (Iaa'') wherein the amount of the Purine Derivative of Formula (Iaa'') exceeds the amount of the Purine Derivative of Formula (Ia'').

[0098] In a further embodiment, the Purine Derivatives of Formula (Ia) exist as a equal mixture of a Purine Derivative of Formula (Ia'') and a Purine Derivative of Formula (Iaa'').

### 5.2.2 THE PURINE DERIVATIVES OF FORMULA (Ib)

[0099] As stated above, the present invention encompasses Purine Derivatives having the Formula (Ib):



wherein A, B, C and D are defined above for the Purine Derivatives of Formula (Ib), and A and B are *trans* with respect to each other; B and C are *cis* with respect to each other; and C and D are *cis* or *trans* with respect to each other.

[0100] In one embodiment, R<sup>1</sup> is -H.

[0101] In another embodiment, R<sup>1</sup> is -C<sub>3</sub>-C<sub>8</sub> monocyclic cycloalkyl.

[0102] In a specific embodiment, R<sup>1</sup> is cyclopentyl.

[0103] In another embodiment, R<sup>1</sup> is -C<sub>3</sub>-C<sub>8</sub> monocyclic cycloalkenyl.

[0104] In another embodiment, R<sup>1</sup> is -C<sub>8</sub>-C<sub>12</sub> bicyclic cycloalkyl or -C<sub>8</sub>-C<sub>12</sub> bicyclic cycloalkenyl.

[0105] In still another embodiment, R<sup>1</sup> is -(CH<sub>2</sub>)<sub>n</sub>-(C<sub>3</sub>-C<sub>8</sub> monocyclic cycloalkyl) or -(CH<sub>2</sub>)<sub>n</sub>-(C<sub>3</sub>-C<sub>8</sub> monocyclic cycloalkenyl).

[0106] In another embodiment, R<sup>2</sup> is -CN.

[0107] In another embodiment,  $R^2$  is  $-NHR^4$ .

[0108] In a further embodiment,  $R^2$  is  $-NHC(O)R^4$ ,  $-NHC(O)OR^4$  or  $-NHC(O)NHR^4$ .

[0109] In another embodiment,  $R^2$  is  $-NHNHC(O)R^4$ ,  $-NHNHC(O)OR^4$  or  $-NHNHC(O)NHR^4$ .

[0110] In yet another embodiment,  $R^2$  is  $-NH-N=C(R^6)R^7$ .

[0111] In one embodiment, C and D are *cis* with respect to each other.

[0112] In another embodiment, C and D are *trans* with respect to each other.

[0113] The present invention also provides compositions comprising an effective amount of a Purine Derivative of Formula (Ib) and a physiologically acceptable carrier or vehicle.

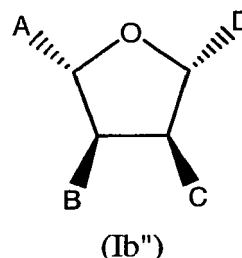
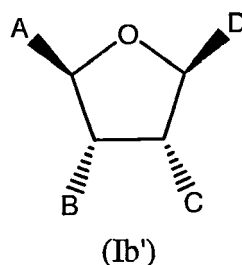
[0114] The invention further provides Purine Derivatives of Formula (Ib) that are in isolated and purified form.

[0115] The invention still further provides uses of effective amounts of Purine Derivatives of Formula (Ib) for the preparation of a medicament for treating or preventing a Condition, in an animal in need thereof.

[0116] The invention further provides uses of effective amounts of Purine Derivatives of Formula (Ib) for the preparation of a medicament for reducing an animal's rate of metabolism, in animal in need thereof.

[0117] The invention further provides uses of effective amounts of Purine Derivatives of Formula (Ib) for the preparation of a medicament protecting an animal's heart against myocardial damage during cardioplegia, of Formula in an animal in need thereof.

[0118] The Purine Derivatives of Formula (Ib) can exist in the form of a single enantiomer, for example, that depicted by either the Formula (Ib') or Formula (Ib''):



wherein A, B, C and D are defined above for the Purine Derivatives of Formula (Ib).

[0119] A Purine Derivative of Formula (Ib') is the corresponding opposite enantiomer of a Purine Derivative of Formula (Ib'') when group A of the Purine Derivative of Formula (Ib') is the same as group A of the Purine Derivative of Formula (Ib'') and when group D of the Purine Derivative of Formula (Ib') is the same as group D of the Purine Derivative of Formula (Ib'').

[0120] A Purine Derivative of Formula (Ib'') is the corresponding opposite enantiomer of a Purine Derivative of Formula (Ib') when group A of the Purine Derivatives of Formula (Ib'') is the same as group A of the Purine Derivative of Formula (Ib') and when group D of the Purine Derivative of Formula (Ib'') is the same as group D of the Purine Derivative of Formula (Ib').

[0121] In one embodiment, the Purine Derivatives of Formula (Ib) have the formula (Ib'), depicted above, wherein A, B, C and D are defined above for the Purine Derivatives of Formula (Ib), and wherein the Purine Derivatives of Formula (Ib') are substantially free of their corresponding enantiomer, represented by Formula (Ib'').

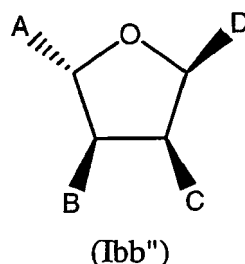
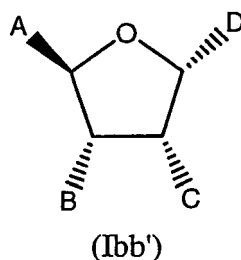
[0122] In another embodiment, the Purine Derivatives of Formula (Ib) have the formula (Ib''), depicted above, wherein A, B, C and D are defined above for the Purine Derivatives of Formula (Ib), and wherein the Purine Derivatives of Formula (Ib'') are substantially free of their corresponding enantiomer, represented by Formula (Ib').

**[0123]** In one embodiment, the Purine Derivatives of Formula (Ib) exist as a mixture of a Purine Derivative of Formula (Ib') and a Purine Derivative of Formula (Ib'') wherein the amount of the Purine Derivative of Formula (Ib') exceeds the amount of the Purine Derivative of Formula (Ib'').

**[0124]** In another embodiment, the Purine Derivatives of Formula (Ib) exist as a mixture of a Purine Derivative of Formula (Ib') and a Purine Derivative of Formula (Ib'') wherein the amount of the Purine Derivative of Formula (Ib'') exceeds the amount of the Purine Derivative of Formula (Ib').

**[0125]** In another embodiment, the Purine Derivatives of Formula (Ib) exist as a racemic mixture of a Purine Derivative of Formula (Ib') and a Purine Derivative of Formula (Ib'').

**[0126]** In another embodiment, the Purine Derivatives of Formula (Ib) can exist in the form of a single enantiomer, for example, that depicted by either formula (Ibb') or (Ibb''):



wherein A, B, C and D are defined above for the Purine Derivatives of Formula (Ib).

**[0127]** A Purine Derivative of Formula (Ibb') is the corresponding opposite enantiomer of a Purine Derivative of Formula (Ibb'') when group A of the Purine Derivative of Formula (Ibb') is the same as group A of the Purine Derivative of Formula (Ibb'') and when group D of the Purine Derivative of Formula (Ibb') is the same as group D of the Purine Derivative of Formula (Ibb'').

**[0128]** A Purine Derivative of Formula (Ibb'') is the corresponding opposite enantiomer of a Purine Derivative of Formula (Ibb') when group A of the Purine Derivative of Formula (Ibb'') is the same as group A of the Purine Derivative of Formula (Ibb') and when group D of the Purine Derivative of Formula (Ibb'') is the same as group D of the Purine Derivative of Formula (Ibb').

**[0129]** In one embodiment, the Purine Derivatives of Formula (Ib) have the formula (Ibb'), depicted above, wherein A, B, C and D are defined above for the Purine Derivatives of Formula (Ib), and wherein the Purine Derivatives of Formula (Ibb') are substantially free of their corresponding opposite enantiomer.

**[0130]** In another embodiment, the Purine Derivatives of Formula (Ib) have the formula (Ibb''), depicted above, wherein A, B, C and D are defined above for the Purine Derivatives of Formula (Ib), and wherein the Purine Derivatives of Formula (Ibb'') are substantially free of their corresponding opposite enantiomer.

**[0131]** In another embodiment, the Purine Derivatives of Formula (Ib) exist as a mixture of a Purine Derivative of Formula (Ibb') and a Purine Derivative of Formula (Ibb'') wherein the amount of the Purine Derivative of Formula (Ibb') exceeds the amount of the Purine Derivative of Formula (Ibb'').

**[0132]** In a further embodiment, the Purine Derivatives of Formula (Ib) exist as a mixture of a Purine Derivative of Formula (Ibb') and a Purine Derivative of Formula (Ibb'') wherein the amount of the Purine Derivative of Formula (Ibb'') exceeds the amount of the Purine Derivative of Formula (Ibb').

**[0133]** In another embodiment, the Purine Derivatives of Formula (Ib) exist as a racemic mixture of a Purine Derivative of Formula (Ibb') and a Purine Derivative of Formula (Ibb'').



**[0134]** A Purine Derivative of Formula (Ibb') is the corresponding other anomer of a Purine Derivative of Formula (Ib') when group A of the Purine Derivative of Formula (Ibb') is the same as group A of the Purine Derivative of Formula (Ib') and when group D of the Purine Derivative of Formula (Ibb') is the same as group D of the Purine Derivative of Formula (Ib').

**[0135]** A Purine Derivative of Formula (Ib') is the corresponding other anomer of a Purine Derivative of Formula (Ibb') when group A of the Purine Derivative of Formula (Ib') is the same as group A of the Purine Derivative of Formula (Ibb') and when group D of the Purine Derivative of Formula (Ib') is the same as group D of the Purine Derivative of Formula (Ibb').

**[0136]** A Purine Derivative of Formula (Ibb'') is the corresponding other anomer of a Purine Derivative of Formula (Ib'') when group A of the Purine Derivative of Formula (Ibb'') is the same as group A of the Purine Derivative of Formula (Ib'') and when group D of the Purine Derivative of Formula (Ibb'') is the same as group D of the Purine Derivative of Formula (Ib'').

**[0137]** A Purine Derivative of Formula (Ib'') is the corresponding other anomer of a Purine Derivative of Formula (Ibb'') when group A of the Purine Derivative of Formula (Ib'') is the same as group A of the Purine Derivative of Formula (Ibb'') and when group D of the Purine Derivative of Formula (Ib'') is the same as group D of the Purine Derivative of Formula (Ibb'').

**[0138]** In one embodiment, the Purine Derivatives of Formula (Ib) have the formula (Ibb'), depicted above, wherein A, B, C and D are defined above for the Purine Derivatives of Formula (Ib), and wherein the Purine Derivatives of Formula (Ibb') are substantially free of their corresponding other anomer.

**[0139]** In another embodiment, the Purine Derivatives of Formula (Ib) have the formula (Ibb''), depicted above, wherein A, B, C and D are defined above for the Purine Derivatives of Formula (Ib), and wherein the Purine Derivatives of Formula (Ibb'') are substantially free of their corresponding other anomer.

**[0140]** In one embodiment, the Purine Derivatives of Formula (Ib) have the formula (Ib'), depicted above, wherein A, B, C and D are defined above for the Purine Derivatives of Formula (Ib), and wherein the Purine Derivatives of Formula (Ib') are substantially free of their corresponding other anomer.

**[0141]** In another embodiment, the Purine Derivatives of Formula (Ib) have the formula (Ib''), depicted above, wherein A, B, C and D are defined above for the Purine Derivatives of Formula (Ib), and wherein the Purine Derivatives of Formula (Ib'') are substantially free of their corresponding other anomer.

**[0142]** In one embodiment, the Purine Derivatives of Formula (Ib) exist as a mixture of a Purine Derivative of Formula (Ib') and a Purine Derivative of Formula (Ibb') wherein the amount of the Purine Derivative of Formula (Ib') exceeds the amount of the Purine Derivative of Formula (Ibb').

**[0143]** In another embodiment, the Purine Derivatives of Formula (Ib) exist as a mixture of a Purine Derivative of Formula (Ib') and a Purine Derivative of Formula (Ibb') wherein the amount of the Purine Derivative of Formula (Ibb') exceeds the amount of the Purine Derivative of Formula (Ib').

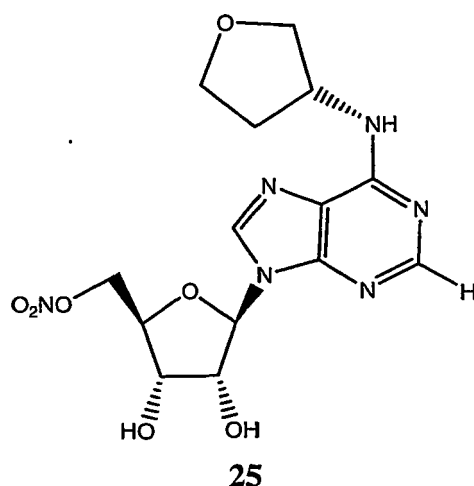
**[0144]** In another embodiment, the Purine Derivatives of Formula (Ib) exist as a equal mixture of a Purine Derivative of Formula (Ib') and a Purine Derivative of Formula (Ibb').

**[0145]** In one embodiment, the Purine Derivatives of Formula (Ib) exist as a mixture of a Purine Derivative of Formula (Ib'') and a Purine Derivative of Formula (Ibb'') wherein the amount of the Purine Derivative of Formula (Ib'') exceeds the amount of the Purine Derivative of Formula (Ibb'').

**[0146]** In another embodiment, the Purine Derivatives of Formula (Ib) exist as a mixture of a Purine Derivative of Formula (Ib'') and a Purine Derivative of Formula (Ibb'') wherein the amount of the Purine Derivative of Formula (Ibb'') exceeds the amount of the Purine Derivative of Formula (Ib'').

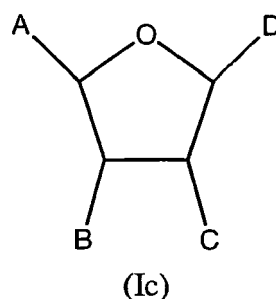
**[0147]** In another embodiment, the Purine Derivatives of Formula (Ib) exist as a equal mixture of a Purine Derivative of Formula (Ib'') and a Purine Derivative of Formula (Ibb'').

**[0148]** Illustrative Purine Derivatives of Formula (Ib) include the compound listed below:



### 5.2.3 THE PURINE DERIVATIVES OF FORMULA (Ic)

**[0149]** As stated above, the present invention encompasses Purine Derivatives having the Formula (Ic):



wherein A, B, C and D are defined above for the Purine Derivatives of Formula (Ic), and A and B are *trans* with respect to each other; B and C are *cis* with respect to each other; and C and D are *cis* or *trans* with respect to each other.

**[0150]** In one embodiment, R<sup>1</sup> is -H.

**[0151]** In another embodiment, R<sup>1</sup> is -C<sub>1</sub>-C<sub>10</sub> alkyl.

**[0152]** In one embodiment, R<sup>1</sup> is -aryl or -(CH<sub>2</sub>)<sub>n</sub>-aryl.

**[0153]** In another embodiment, R<sup>1</sup> is -C<sub>3</sub>-C<sub>8</sub> monocyclic cycloalkyl.

**[0154]** In a specific embodiment, R<sup>1</sup> is cyclopentyl.

**[0155]** In another embodiment, R<sup>1</sup> is -C<sub>3</sub>-C<sub>8</sub> monocyclic cycloalkenyl.

**[0156]** In another embodiment, R<sup>1</sup> is -C<sub>8</sub>-C<sub>12</sub> bicyclic cycloalkyl or -C<sub>8</sub>-C<sub>12</sub> bicyclic cycloalkenyl.

**[0157]** In still another embodiment, R<sup>1</sup> is -(CH<sub>2</sub>)<sub>n</sub>-(C<sub>3</sub>-C<sub>8</sub> monocyclic cycloalkyl) or -(CH<sub>2</sub>)<sub>n</sub>-(C<sub>3</sub>-C<sub>8</sub> monocyclic cycloalkenyl).

**[0158]** In another embodiment, R<sup>1</sup> is -3- to 7-membered monocyclic heterocycle or -8- to 12-membered bicyclic heterocycle.

**[0159]** In another embodiment, R<sup>2</sup> is -NHR<sup>4</sup>, -OR<sup>4</sup> or -SR<sup>4</sup>.

**[0160]** In a further embodiment, R<sup>2</sup> is -NHC(O)R<sup>4</sup>, -NHC(O)OR<sup>4</sup> or -NHC(O)NHR<sup>4</sup>.

**[0161]** In another embodiment, R<sup>2</sup> is -NHNHC(O)R<sup>4</sup>, -NHNHC(O)OR<sup>4</sup> or -NHNHC(O)NHR<sup>4</sup>. In one embodiment, R<sup>5</sup> is -C(O)O(C<sub>1</sub>-C<sub>10</sub> alkyl).

**[0162]** In another embodiment, R<sup>5</sup> is -C(O)NH(C<sub>1</sub>-C<sub>10</sub> alkyl), -C(O)N(C<sub>1</sub>-C<sub>10</sub> alkyl)<sub>2</sub> or -C(O)NH-aryl.

**[0163]** In another embodiment, R<sup>5</sup> is -CH(NH<sub>2</sub>)NH<sub>2</sub> or -CH(NH<sub>2</sub>)NH(C<sub>1</sub>-C<sub>10</sub> alkyl).

**[0164]** In one embodiment, C and D are *cis* with respect to each other.

**[0165]** In another embodiment, C and D are *trans* with respect to each other.

**[0166]** The present invention also provides compositions comprising an effective amount of a Purine Derivative of Formula (Ic) and a physiologically acceptable carrier or vehicle.

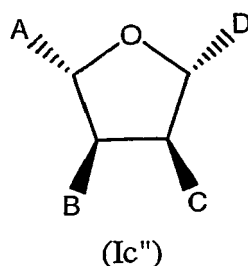
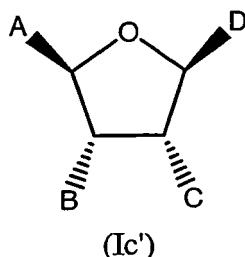
**[0167]** The invention further provides Purine Derivatives of Formula (Ic) that are in isolated and purified form.

**[0168]** The invention still further provides uses of effective amounts of Purine Derivatives of Formula (Ic) for the preparation of a medicament for treating or preventing a Condition, in an animal in need thereof.

**[0169]** The invention further provides uses of effective amounts of Purine Derivatives of Formula (Ic) for the preparation of a medicament for reducing an animal's rate of metabolism, in an animal in need thereof.

**[0170]** The invention further provides uses of effective amounts of Purine Derivatives of Formula (Ic) for the preparation of a medicament protecting an animal's heart against myocardial damage during cardioplegia, in an animal in need thereof.

**[0171]** The Purine Derivatives of Formula (Ic) can exist in the form of a single enantiomer, for example, that depicted by either the Formula (Ic') or Formula (Ic''):



wherein A, B, C and D are defined above for the Purine Derivatives of Formula (Ic).

**[0172]** A Purine Derivative of Formula (Ic') is the corresponding opposite enantiomer of a Purine Derivative of Formula (Ic'') when group A of the Purine Derivative of Formula (Ic') is the same as group A of the Purine Derivative of Formula (Ic'') and when group D of the Purine Derivative of Formula (Ic') is the same as group D of the Purine Derivative of Formula (Ic'').

**[0173]** A Purine Derivative of Formula (Ic'') is the corresponding opposite enantiomer of a Purine Derivative of Formula (Ic') when group A of the Purine Derivatives of Formula (Ic'') is the same as group A of the Purine Derivative of Formula (Ic') and when group D of the Purine Derivative of Formula (Ic'') is the same as group D of the Purine Derivative of Formula (Ic').

**[0174]** In one embodiment, the Purine Derivatives of Formula (Ic) have the formula (Ic'), depicted above, wherein A, B, C and D are defined above for the Purine Derivatives of Formula (Ic), and wherein the Purine Derivatives of Formula (Ic') are substantially free of their corresponding enantiomer, represented by Formula (Ic'').

**[0175]** In another embodiment, the Purine Derivatives of Formula (Ic) have the formula (Ic''), depicted above, wherein A, B, C and D are defined above for the Purine Derivatives of Formula (Ic), and wherein the Purine Derivatives of Formula (Ic'') are substantially free of their corresponding enantiomer, represented by Formula (Ic').

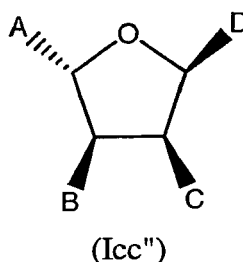
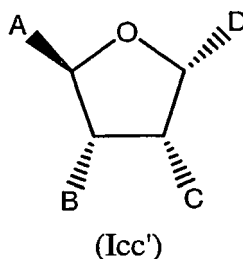
**[0176]** In one embodiment, the Purine Derivatives of Formula (Ic) exist as a mixture of a Purine Derivative of Formula (Ic') and a Purine Derivative of Formula (Ic'') wherein the amount of the Purine Derivative of Formula (Ic') exceeds the amount of the Purine Derivative of Formula (Ic'').

**[0177]** In another embodiment, the Purine Derivatives of Formula (Ic) exist as a mixture of a Purine Derivative of Formula (Ic') and a Purine Derivative of Formula (Ic'') wherein the amount of the Purine Derivative of Formula (Ic'') exceeds the amount of the Purine Derivative of Formula (Ic').

**[0178]** In another embodiment, the Purine Derivatives of Formula (Ic) exist as a racemic mixture of a Purine Derivative of Formula (Ic') and a Purine Derivative of Formula (Ic'').

**[0179]** In another embodiment, the Purine Derivatives of Formula (Ic) can exist in the form of a single enantiomer, for

example, that depicted by either formula (Icc') or (Icc''):



wherein A, B, C and D are defined above for the Purine Derivatives of Formula (Ic).

**[0180]** A Purine Derivative of Formula (Icc') is the corresponding opposite enantiomer of a Purine Derivative of Formula (Icc'') when group A of the Purine Derivative of Formula (Icc') is the same as group A of the Purine Derivative of Formula (Icc'') and when group D of the Purine Derivative of Formula (Icc') is the same as group D of the Purine Derivative of Formula (Icc').

**[0181]** A Purine Derivative of Formula (Icc'') is the corresponding opposite enantiomer of a Purine Derivative of Formula (Icc') when group A of the Purine Derivative of Formula (Icc'') is the same as group A of the Purine Derivative of Formula (Icc') and when group D of the Purine Derivative of Formula (Icc'') is the same as group D of the Purine Derivative of Formula (Icc').

**[0182]** In one embodiment, the Purine Derivatives of Formula (Ic) have the formula (Icc'), depicted above, wherein A, B, C and D are defined above for the Purine Derivatives of Formula (Ic), and wherein the Purine Derivatives of Formula (Icc') are substantially free of their corresponding opposite enantiomer.

**[0183]** In another embodiment, the Purine Derivatives of Formula (Ic) have the formula (Icc''), depicted above, wherein A, B, C and D are defined above for the Purine Derivatives of Formula (Ic), and wherein the Purine Derivatives of Formula (Icc'') are substantially free of their corresponding opposite enantiomer.

**[0184]** In another embodiment, the Purine Derivatives of Formula (Ic) exist as a mixture of a Purine Derivative of Formula (Icc') and a Purine Derivative of Formula (Icc'') wherein the amount of the Purine Derivative of Formula (Icc') exceeds the amount of the Purine Derivative of Formula (Icc'').

**[0185]** In a further embodiment, the Purine Derivatives of Formula (Ic) exist as a mixture of a Purine Derivative of Formula (Icc') and a Purine Derivative of Formula (Icc'') wherein the amount of the Purine Derivative of Formula (Icc'') exceeds the amount of the Purine Derivative of Formula (Icc').

**[0186]** In another embodiment, the Purine Derivatives of Formula (Ic) exist as a racemic mixture of a Purine Derivative of Formula (Icc') and a Purine Derivative of Formula (Icc'').

**[0187]** A Purine Derivative of Formula (Icc') is the corresponding other anomer of a Purine Derivative of Formula (Ic') when group A of the Purine Derivative of Formula (Icc') is the same as group A of the Purine Derivative of Formula (Ic') and when group D of the Purine Derivative of Formula (Icc') is the same as group D of the Purine Derivative of Formula (Ic').

**[0188]** A Purine Derivative of Formula (Ic') is the corresponding other anomer of a Purine Derivative of Formula (Icc') when group A of the Purine Derivative of Formula (Ic') is the same as group A of the Purine Derivative of Formula (Icc') and when group D of the Purine Derivative of Formula (Ic') is the same as group D of the Purine Derivative of Formula (Icc').

**[0189]** A Purine Derivative of Formula (Icc'') is the corresponding other anomer of a Purine Derivative of Formula (Ic'') when group A of the Purine Derivative of Formula (Icc'') is the same as group A of the Purine Derivative of Formula (Ic'') and when group D of the Purine Derivative of Formula (Icc'') is the same as group D of the Purine Derivative of Formula (Ic'').

**[0190]** A Purine Derivative of Formula (Ic'') is the corresponding other anomer of a Purine Derivative of Formula (Icc'')

when group A of the Purine Derivative of Formula (Ic'') is the same as group A of the Purine Derivative of Formula (Icc'') and when group D of the Purine Derivative of Formula (Ic'') is the same as group D of the Purine Derivative of Formula (Icc'').

[0191] In one embodiment, the Purine Derivatives of Formula (Ic) have the formula (Icc'), depicted above, wherein A, B, C and D are defined above for the Purine Derivatives of Formula (Ic), and wherein the Purine Derivatives of Formula (Icc') are substantially free of their corresponding other anomer.

[0192] In another embodiment, the Purine Derivatives of Formula (Ic) have the formula (Icc''), depicted above, wherein A, B, C and D are defined above for the Purine Derivatives of Formula (Ic), and wherein the Purine Derivatives of Formula (Icc'') are substantially free of their corresponding other anomer.

[0193] In one embodiment, the Purine Derivatives of Formula (Ic) have the formula (Ic'), depicted above, wherein A, B, C and D are defined above for the Purine Derivatives of Formula (Ic), and wherein the Purine Derivatives of Formula (Ic') are substantially free of their corresponding other anomer.

[0194] In another embodiment, the Purine Derivatives of Formula (Ic) have the formula (Ic''), depicted above, wherein A, B, C and D are defined above for the Purine Derivatives of Formula (Ic), and wherein the Purine Derivatives of Formula (Ic'') are substantially free of their corresponding other anomer.

[0195] In one embodiment, the Purine Derivatives of Formula (Ic) exist as a mixture of a Purine Derivative of Formula (Ic') and a Purine Derivative of Formula (Icc') wherein the amount of the Purine Derivative of Formula (Ic') exceeds the amount of the Purine Derivative of Formula (Icc').

[0196] In another embodiment, the Purine Derivatives of Formula (Ic) exist as a mixture of a Purine Derivative of Formula (Ic') and a Purine Derivative of Formula (Icc') wherein the amount of the Purine Derivative of Formula (Icc') exceeds the amount of the Purine Derivative of Formula (Ic').

[0197] In another embodiment, the Purine Derivatives of Formula (Ic) exist as a equal mixture of a Purine Derivative of Formula (Ic') and a Purine Derivative of Formula (Icc').

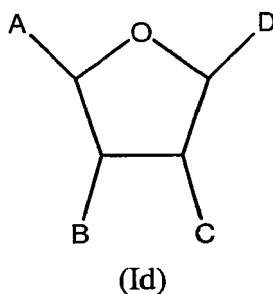
[0198] In one embodiment, the Purine Derivatives of Formula (Ic) exist as a mixture of a Purine Derivative of Formula (Ic'') and a Purine Derivative of Formula (Icc'') wherein the amount of the Purine Derivative of Formula (Ic'') exceeds the amount of the Purine Derivative of Formula (Icc'').

[0199] In another embodiment, the Purine Derivatives of Formula (Ic) exist as a mixture of a Purine Derivative of Formula (Ic'') and a Purine Derivative of Formula (Icc'') wherein the amount of the Purine Derivative of Formula (Icc'') exceeds the amount of the Purine Derivative of Formula (Ic'').

[0200] In another embodiment, the Purine Derivatives of Formula (Ic) exist as a equal mixture of a Purine Derivative of Formula (Ic'') and a Purine Derivative of Formula (Icc'').

#### 5.2.4 THE PURINE DERIVATIVES OF FORMULA (Id)

[0201] As stated above, the present invention encompasses Purine Derivatives having the Formula (Id):



wherein A, B, C and D are defined above for the Purine Derivatives of Formula (Id), and A and B are *trans* with respect to each other; B and C are *cis* with respect to each other; and C and D are *cis* or *trans* with respect to each other.

[0202] In one embodiment, R<sup>1</sup> is -H.

[0203] In another embodiment, R<sup>1</sup> is -C<sub>1</sub>-C<sub>10</sub> alkyl.

[0204] In one embodiment, R<sup>1</sup> is -aryl or -(CH<sub>2</sub>)<sub>n</sub>-aryl.

[0205] In another embodiment, R<sup>1</sup> is -C<sub>3</sub>-C<sub>8</sub> monocyclic cycloalkyl.

[0206] In a specific embodiment, R<sup>1</sup> is cyclopentyl.

[0207] In another embodiment, R<sup>1</sup> is -C<sub>3</sub>-C<sub>8</sub> monocyclic cycloalkenyl.

[0208] In another embodiment, R<sup>1</sup> is -C<sub>8</sub>-C<sub>12</sub> bicyclic cycloalkyl or -C<sub>8</sub>-C<sub>12</sub> bicyclic cycloalkenyl.

[0209] In still another embodiment, R<sup>1</sup> is -(CH<sub>2</sub>)<sub>n</sub>-(C<sub>3</sub>-C<sub>8</sub> monocyclic cycloalkyl) or -(CH<sub>2</sub>)<sub>n</sub>-(C<sub>3</sub>-C<sub>8</sub> monocyclic cycloalkenyl).

[0210] In another embodiment, R<sup>1</sup> is -3- to 7-membered monocyclic heterocycle or -8- to 12-membered bicyclic heterocycle.

[0211] In one embodiment, R<sup>2</sup> is -H.

[0212] In one embodiment, R<sup>2</sup> is -halo.

[0213] In a specific embodiment, R<sup>2</sup> is -Cl.

[0214] In another embodiment, R<sup>2</sup> is -CN.

[0215] In another embodiment, R<sup>2</sup> is -NHR<sup>4</sup>, -OR<sup>4</sup> or -SR<sup>4</sup>.

[0216] In a further embodiment, R<sup>2</sup> is -NHC(O)R<sup>4</sup>, -NHC(O)OR<sup>4</sup> or -NHC(O)NHR<sup>4</sup>.

[0217] In another embodiment, R<sup>2</sup> is -NHNHC(O)R<sup>4</sup>, -NHNHC(O)OR<sup>4</sup> or -NHNHC(O)NHR<sup>4</sup>.

[0218] In yet another embodiment, R<sup>2</sup> is -NH-N=C(R<sup>6</sup>)R<sup>7</sup>.

[0219] In one embodiment, R<sup>3</sup> is -CH<sub>2</sub>ONO.

[0220] In another embodiment, R<sup>3</sup> is -CH<sub>2</sub>OSO<sub>3</sub>H.

[0221] In one embodiment, C and D are *cis* with respect to each other.

[0222] In another embodiment, C and D are *trans* with respect to each other.

[0223] The present invention also provides compositions comprising an effective amount of a Purine Derivative of Formula (Id) and a physiologically acceptable carrier or vehicle.

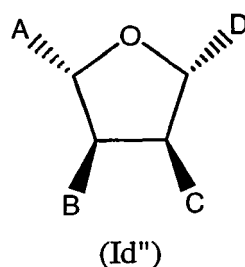
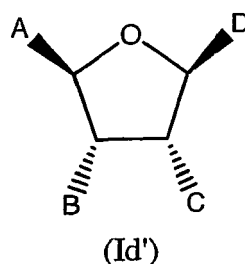
[0224] The invention further provides Purine Derivatives of Formula (Id) that are in isolated and purified form.

[0225] The invention still further provides uses of effective amounts of Purine Derivatives of formula (Id) for the preparation of a medicament for treating or preventing a Condition, in an animal in need thereof.

[0226] The invention further provides uses of effective amounts of Purine Derivatives of formula (Id) for the preparation of a medicament for reducing an animal's rate of metabolism, in an animal in need thereof.

[0227] The invention further provides uses of effective amounts of Purine Derivatives of formula (Id) for the preparation of a medicament protecting an animal's heart against myocardial damage during cardioplegia, in an animal in need thereof.

[0228] The Purine Derivatives of Formula (Id) can exist in the form of a single enantiomer, for example, that depicted by either the Formula (Id') or Formula (Id''):



wherein A, B, C and D are defined above for the Purine Derivatives of Formula (Id).

[0229] A Purine Derivative of Formula (Id') is the corresponding opposite enantiomer of a Purine Derivative of Formula (Id'') when group A of the Purine Derivative of Formula (Id') is the same as group A of the Purine Derivative of Formula (Id'') and when group D of the Purine Derivative of Formula (Id') is the same as group D of the Purine Derivative of Formula (Id'').

[0230] A Purine Derivative of Formula (Id'') is the corresponding opposite enantiomer of a Purine Derivative of Formula (Id') when group A of the Purine Derivatives of Formula (Id'') is the same as group A of the Purine Derivative of Formula (Id').

(Id') and when group D of the Purine Derivative of Formula (Id'') is the same as group D of the Purine Derivative of Formula (Id').

**[0231]** In one embodiment, the Purine Derivatives of Formula (Id) have the formula (Id'), depicted above, wherein A, B, C and D are defined above for the Purine Derivatives of Formula (Id), and wherein the Purine Derivatives of Formula (Id') are substantially free of their corresponding enantiomer, represented by Formula (Id'').

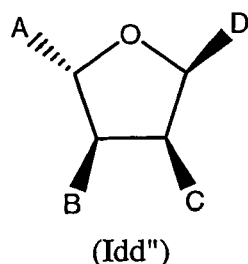
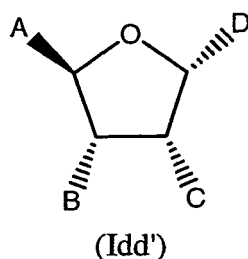
**[0232]** In another embodiment, the Purine Derivatives of Formula (Id) have the formula (Id''), depicted above, wherein A, B, C and D are defined above for the Purine Derivatives of Formula (Id), and wherein the Purine Derivatives of Formula (Id'') are substantially free of their corresponding enantiomer, represented by Formula (Id').

**[0233]** In one embodiment, the Purine Derivatives of Formula (Id) exist as a mixture of a Purine Derivative of Formula (Id') and a Purine Derivative of Formula (Id'') wherein the amount of the Purine Derivative of Formula (Id') exceeds the amount of the Purine Derivative of Formula (Id'').

**[0234]** In another embodiment, the Purine Derivatives of Formula (Id) exist as a mixture of a Purine Derivative of Formula (Id') and a Purine Derivative of Formula (Id'') wherein the amount of the Purine Derivative of Formula (Id'') exceeds the amount of the Purine Derivative of Formula (Id').

**[0235]** In another embodiment, the Purine Derivatives of Formula (Id) exist as a racemic mixture of a Purine Derivative of Formula (Id') and a Purine Derivative of Formula (Id'').

**[0236]** In another embodiment, the Purine Derivatives of Formula (Id) can exist in the form of a single enantiomer, for example, that depicted by either formula (Idd') or (Idd''):



wherein A, B, C and D are defined above for the Purine Derivatives of Formula (Id).

**[0237]** A Purine Derivative of Formula (Idd') is the corresponding opposite enantiomer of a Purine Derivative of Formula (Idd'') when group A of the Purine Derivative of Formula (Idd') is the same as group A of the Purine Derivative of Formula (Idd'') and when group D of the Purine Derivative of Formula (Idd') is the same as group D of the Purine Derivative of Formula (Idd'').

**[0238]** A Purine Derivative of Formula (Idd'') is the corresponding opposite enantiomer of a Purine Derivative of Formula (Idd') when group A of the Purine Derivative of Formula (Idd'') is the same as group A of the Purine Derivative of Formula (Idd') and when group D of the Purine Derivative of Formula (Idd'') is the same as group D of the Purine Derivative of Formula (Idd').

**[0239]** In one embodiment, the Purine Derivatives of Formula (Id) have the formula (Idd'), depicted above, wherein A, B, C and D are defined above for the Purine Derivatives of Formula (Id), and wherein the Purine Derivatives of Formula (Idd') are substantially free of their corresponding opposite enantiomer.

**[0240]** In another embodiment, the Purine Derivatives of Formula (Id) have the formula (Idd''), depicted above, wherein A, B, C and D are defined above for the Purine Derivatives of Formula (Id), and wherein the Purine Derivatives of Formula (Idd'') are substantially free of their corresponding opposite enantiomer.

**[0241]** In another embodiment, the Purine Derivatives of Formula (Id) exist as a mixture of a Purine Derivative of

Formula (Idd') and a Purine Derivative of Formula (Idd'') wherein the amount of the Purine Derivative of Formula (Idd') exceeds the amount of the Purine Derivative of Formula (Idd'').

**[0242]** In a further embodiment, the Purine Derivatives of Formula (Id) exist as a mixture of a Purine Derivative of Formula (Idd') and a Purine Derivative of Formula (Idd'') wherein the amount of the Purine Derivative of Formula (Idd') exceeds the amount of the Purine Derivative of Formula (Idd').

**[0243]** In another embodiment, the Purine Derivatives of Formula (Id) exist as a racemic mixture of a Purine Derivative of Formula (Idd') and a Purine Derivative of Formula (Idd'').

**[0244]** A Purine Derivative of Formula (Idd') is the corresponding other anomer of a Purine Derivative of Formula (Id') when group A of the Purine Derivative of Formula (Idd') is the same as group A of the Purine Derivative of Formula (Id') and when group D of the Purine Derivative of Formula (Idd') is the same as group D of the Purine Derivative of Formula (Id').

**[0245]** A Purine Derivative of Formula (Id') is the corresponding other anomer of a Purine Derivative of Formula (Idd') when group A of the Purine Derivative of Formula (Id') is the same as group A of the Purine Derivative of Formula (Idd') and when group D of the Purine Derivative of Formula (Id') is the same as group D of the Purine Derivative of Formula (Idd').

**[0246]** A Purine Derivative of Formula (Idd'') is the corresponding other anomer of a Purine Derivative of Formula (Id'') when group A of the Purine Derivative of Formula (Idd'') is the same as group A of the Purine Derivative of Formula (Id'') and when group D of the Purine Derivative of Formula (Idd'') is the same as group D of the Purine Derivative of Formula (Id'').

**[0247]** A Purine Derivative of Formula (Id'') is the corresponding other anomer of a Purine Derivative of Formula (Idd'') when group A of the Purine Derivative of Formula (Id'') is the same as group A of the Purine Derivative of Formula (Idd'') and when group D of the Purine Derivative of Formula (Id'') is the same as group D of the Purine Derivative of Formula (Idd'').

**[0248]** In one embodiment, the Purine Derivatives of Formula (Id) have the formula (Idd'), depicted above, wherein A, B, C and D are defined above for the Purine Derivatives of Formula (Id), and wherein the Purine Derivatives of Formula (Idd') are substantially free of their corresponding other anomer.

**[0249]** In another embodiment, the Purine Derivatives of Formula (Id) have the formula (Idd''), depicted above, wherein A, B, C and D are defined above for the Purine Derivatives of Formula (Id), and wherein the Purine Derivatives of Formula (Idd'') are substantially free of their corresponding other anomer.

**[0250]** In one embodiment, the Purine Derivatives of Formula (Id) have the formula (Id'), depicted above, wherein A, B, C and D are defined above for the Purine Derivatives of Formula (Id), and wherein the Purine Derivatives of Formula (Id') are substantially free of their corresponding other anomer.

**[0251]** In another embodiment, the Purine Derivatives of Formula (Id) have the formula (Id''), depicted above, wherein A, B, C and D are defined above for the Purine Derivatives of Formula (Id), and wherein the Purine Derivatives of Formula (Id'') are substantially free of their corresponding other anomer.

**[0252]** In one embodiment, the Purine Derivatives of Formula (Id) exist as a mixture of a Purine Derivative of Formula (Id') and a Purine Derivative of Formula (Idd') wherein the amount of the Purine Derivative of Formula (Id') exceeds the amount of the Purine Derivative of Formula (Idd').

**[0253]** In another embodiment, the Purine Derivatives of Formula (Id) exist as a mixture of a Purine Derivative of Formula (Id') and a Purine Derivative of Formula (Idd') wherein the amount of the Purine Derivative of Formula (Idd') exceeds the amount of the Purine Derivative of Formula (Id').

**[0254]** In another embodiment, the Purine Derivatives of Formula (Id) exist as a equal mixture of a Purine Derivative of Formula (Id') and a Purine Derivative of Formula (Idd').

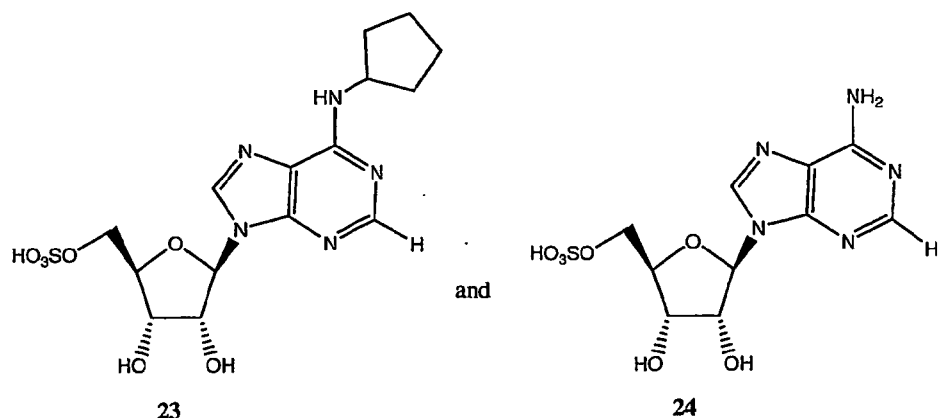
**[0255]** In one embodiment, the Purine Derivatives of Formula (Id) exist as a mixture of a Purine Derivative of Formula (Id'') and a Purine Derivative of Formula (Idd'') wherein the amount of the Purine Derivative of Formula (Id'') exceeds the amount of the Purine Derivative of Formula (Idd'').

**[0256]** In another embodiment, the Purine Derivatives of Formula (Id) exist as a mixture of a Purine Derivative of Formula (Id'') and a Purine Derivative of Formula (Idd'') wherein the amount of the Purine Derivative of Formula (Idd'') exceeds the amount of the Purine Derivative of Formula (Id'').

**[0257]** In another embodiment, the Purine Derivatives of Formula (Id) exist as a equal mixture of a Purine Derivative of Formula (Id'') and a Purine Derivative of Formula (Idd'')

**[0258]** Illustrative Purine Derivatives of Formula (Id) include the compounds listed below:





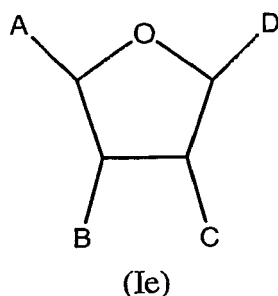
and pharmaceutically acceptable salts thereof.

**[0259]** In one embodiment, compound **23** is in the form of its sodium salt.

**[0260]** In another embodiment, compound **24** is in the form of its sodium salt.

### 5.2.5 THE PURINE DERIVATIVES OF FORMULA (Ie)

**[0261]** As stated above, the present invention encompasses Purine Derivatives having the Formula (Ie):



wherein A, B, C and D are defined above for the Purine Derivatives of Formula (Ie), and A and B are *trans* with respect to each other; B and C are *cis* with respect to each other; and C and D are *cis* or *trans* with respect to each other.

**[0262]** In one embodiment, R<sup>1</sup> is -(CH<sub>2</sub>)<sub>n</sub>-aryl.

**[0263]** In another embodiment, R<sup>1</sup> is -C<sub>3</sub>-C<sub>8</sub> monocyclic cycloalkyl.

**[0264]** In a specific embodiment, R<sup>1</sup> is cyclopentyl.

**[0265]** In another embodiment, R<sup>1</sup> is -C<sub>3</sub>-C<sub>8</sub> monocyclic cycloalkenyl.

**[0266]** In another embodiment, R<sup>1</sup> is -C<sub>8</sub>-C<sub>12</sub> bicyclic cycloalkyl or -C<sub>8</sub>-C<sub>12</sub> bicyclic cycloalkenyl.

**[0267]** In still another embodiment, R<sup>1</sup> is -(CH<sub>2</sub>)<sub>n</sub>-(C<sub>3</sub>-C<sub>8</sub> monocyclic cycloalkyl) or -(CH<sub>2</sub>)<sub>n</sub>-(C<sub>3</sub>-C<sub>8</sub> monocyclic cycloalkenyl).

**[0268]** In another embodiment, R<sup>1</sup> is -3- to 7-membered monocyclic heterocycle or -8- to 12-membered bicyclic heterocycle.

**[0269]** In one embodiment, R<sup>2</sup> is -halo.

**[0270]** In a specific embodiment, R<sup>2</sup> is -Cl.

**[0271]** In another embodiment, R<sup>2</sup> is -CN.

**[0272]** In another embodiment, R<sup>2</sup> is -NHR<sup>4</sup>, -OR<sup>4</sup> or -SR<sup>4</sup>.

**[0273]** In a further embodiment, R<sup>2</sup> is -NHC(O)R<sup>4</sup>, -NHC(O)OR<sup>4</sup> or -NHC(O)NHR<sup>4</sup>.

**[0274]** In another embodiment, R<sup>2</sup> is -NHNHC(O)R<sup>4</sup>, -NHNHC(O)OR<sup>4</sup> or -NHNHC(O)NHR<sup>4</sup>.

**[0275]** In yet another embodiment, R<sup>2</sup> is -NH-N=C(R<sup>6</sup>)R<sup>7</sup>.

**[0276]** In one embodiment, C and D are *cis* with respect to each other.

[0277] In another embodiment, C and D are *trans* with respect to each other.

[0278] The present invention also provides compositions comprising an effective amount of a Purine Derivative of Formula (Ie) and a physiologically acceptable carrier or vehicle.

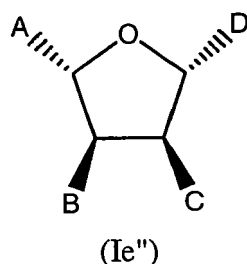
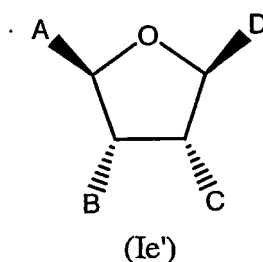
[0279] The invention further provides Purine Derivatives of Formula (Ie) that are in isolated and purified form.

[0280] The invention still further provides uses of effective amounts of Purine Derivatives of formula (Ie) for the preparation of medicaments for treating or preventing a Condition, in an animal in need thereof.

[0281] The invention further provides uses of effective amounts of Purine Derivatives of formula (Ie) for the preparation of medicaments for reducing an animal's rate of metabolism, in an animal in need thereof.

[0282] The invention further provides uses of effective amounts of Purine Derivatives of formula (Ie) for the preparation of medicaments protecting an animal's heart against myocardial damage during cardioplegia, in an animal in need thereof.

[0283] The Purine Derivatives of Formula (Ie) can exist in the form of a single enantiomer, for example, that depicted by either the Formula (Ie') or Formula (Ie''):



wherein A, B, C and D are defined above for the Purine Derivatives of Formula (Ie).

[0284] A Purine Derivative of Formula (Ie') is the corresponding opposite enantiomer of a Purine Derivative of Formula (Ie'') when group A of the Purine Derivative of Formula (Ie') is the same as group A of the Purine Derivative of Formula (Ie'') and when group D of the Purine Derivative of Formula (Ie') is the same as group D of the Purine Derivative of Formula (Ie'').

[0285] A Purine Derivative of Formula (Ie'') is the corresponding opposite enantiomer of a Purine Derivative of Formula (Ie') when group A of the Purine Derivatives of Formula (Ie'') is the same as group A of the Purine Derivative of Formula (Ie') and when group D of the Purine Derivative of Formula (Ie'') is the same as group D of the Purine Derivative of Formula (Ie').

[0286] In one embodiment, the Purine Derivatives of Formula (Ie) have the formula (Ie'), depicted above, wherein A, B, C and D are defined above for the Purine Derivatives of Formula (Ie), and wherein the Purine Derivatives of Formula (Ie') are substantially free of their corresponding enantiomer, represented by Formula (Ie'').

[0287] In another embodiment, the Purine Derivatives of Formula (Ie) have the formula (Ie''), depicted above, wherein A, B, C and D are defined above for the Purine Derivatives of Formula (Ie), and wherein the Purine Derivatives of Formula (Ie'') are substantially free of their corresponding enantiomer, represented by Formula (Ie').

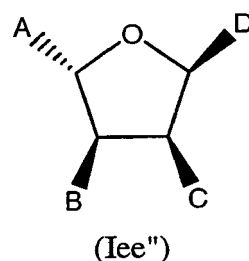
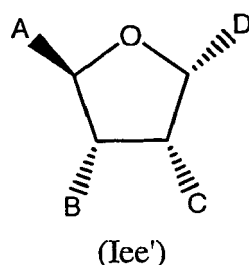
[0288] In one embodiment, the Purine Derivatives of Formula (Ie) exist as a mixture of a Purine Derivative of Formula (Ie') and a Purine Derivative of Formula (Ie'') wherein the amount of the Purine Derivative of Formula (Ie') exceeds the amount of the Purine Derivative of Formula (Ie'').

[0289] In another embodiment, the Purine Derivatives of Formula (Ie) exist as a mixture of a Purine Derivative of Formula (Ie') and a Purine Derivative of Formula (Ie'') wherein the amount of the Purine Derivative of Formula (Ie'') exceeds the amount of the Purine Derivative of Formula (Ie').

[0290] In another embodiment, the Purine Derivatives of Formula (Ie) exist as a racemic mixture of a Purine Derivative

of Formula (Ie') and a Purine Derivative of Formula (Ie'').

**[0291]** In another embodiment, the Purine Derivatives of Formula (Ie) can exist in the form of a single enantiomer, for example, that depicted by either formula (Iee') or (Iee''):



wherein A, B, C and D are defined above for the Purine Derivatives of Formula (Ie).

**[0292]** A Purine Derivative of Formula (Iee') is the corresponding opposite enantiomer of a Purine Derivative of Formula (Iee'') when group A of the Purine Derivative of Formula (Iee') is the same as group A of the Purine Derivative of Formula (Iee'') and when group D of the Purine Derivative of Formula (Iee') is the same as group D of the Purine Derivative of Formula (Iee'').

**[0293]** A Purine Derivative of Formula (Iee'') is the corresponding opposite enantiomer of a Purine Derivative of Formula (Iee') when group A of the Purine Derivative of Formula (Iee'') is the same as group A of the Purine Derivative of Formula (Iee') and when group D of the Purine Derivative of Formula (Iee'') is the same as group D of the Purine Derivative of Formula (Iee').

**[0294]** In one embodiment, the Purine Derivatives of Formula (Ie) have the formula (Iee'), depicted above, wherein A, B, C and D are defined above for the Purine Derivatives of Formula (Ie), and wherein the Purine Derivatives of Formula (Iee') are substantially free of their corresponding opposite enantiomer.

**[0295]** In another embodiment, the Purine Derivatives of Formula (Ie) have the formula (Iee''), depicted above, wherein A, B, C and D are defined above for the Purine Derivatives of Formula (Ie), and wherein the Purine Derivatives of Formula (Iee'') are substantially free of their corresponding opposite enantiomer.

**[0296]** In another embodiment, the Purine Derivatives of Formula (Ie) exist as a mixture of a Purine Derivative of Formula (Iee') and a Purine Derivative of Formula (Iee'') wherein the amount of the Purine Derivative of Formula (Iee') exceeds the amount of the Purine Derivative of Formula (Iee'').

**[0297]** In a further embodiment, the Purine Derivatives of Formula (Ie) exist as a mixture of a Purine Derivative of Formula (Iee') and a Purine Derivative of Formula (Iee'') wherein the amount of the Purine Derivative of Formula (Iee'') exceeds the amount of the Purine Derivative of Formula (Iee').

**[0298]** In another embodiment, the Purine Derivatives of Formula (Ie) exist as a racemic mixture of a Purine Derivative of Formula (Iee') and a Purine Derivative of Formula (Iee'').

**[0299]** A Purine Derivative of Formula (Iee') is the corresponding other anomer of a Purine Derivative of Formula (Ie') when group A of the Purine Derivative of Formula (Iee') is the same as group A of the Purine Derivative of Formula (Ie') and when group D of the Purine Derivative of Formula (Iee') is the same as group D of the Purine Derivative of Formula (Ie').

**[0300]** A Purine Derivative of Formula (Ie') is the corresponding other anomer of a Purine Derivative of Formula (Iee') when group A of the Purine Derivative of Formula (Ie') is the same as group A of the Purine Derivative of Formula (Iee').

and when group D of the Purine Derivative of Formula (Ie') is the same as group D of the Purine Derivative of Formula (Iee').

**[0301]** A Purine Derivative of Formula (Iee'') is the corresponding other anomer of a Purine Derivative of Formula (Ie'') when group A of the Purine Derivative of Formula (Iee'') is the same as group A of the Purine Derivative of Formula (Ie'') and when group D of the Purine Derivative of Formula (Iee'') is the same as group D of the Purine Derivative of Formula (Ie'').

**[0302]** A Purine Derivative of Formula (Ie'') is the corresponding other anomer of a Purine Derivative of Formula (Iee'') when group A of the Purine Derivative of Formula (Ie'') is the same as group A of the Purine Derivative of Formula (Iee'') and when group D of the Purine Derivative of Formula (Ie'') is the same as group D of the Purine Derivative of Formula (Iee'').

**[0303]** In one embodiment, the Purine Derivatives of Formula (Ie) have the formula (Iee'), depicted above, wherein A, B, C and D are defined above for the Purine Derivatives of Formula (Ie), and wherein the Purine Derivatives of Formula (Iee') are substantially free of their corresponding other anomer.

**[0304]** In another embodiment, the Purine Derivatives of Formula (Ie) have the formula (Iee''), depicted above, wherein A, B, C and D are defined above for the Purine Derivatives of Formula (Ie), and wherein the Purine Derivatives of Formula (Iee'') are substantially free of their corresponding other anomer.

**[0305]** In one embodiment, the Purine Derivatives of Formula (Ie) have the formula (Ie'), depicted above, wherein A, B, C and D are defined above for the Purine Derivatives of Formula (Ie), and wherein the Purine Derivatives of Formula (Ie') are substantially free of their corresponding other anomer.

**[0306]** In another embodiment, the Purine Derivatives of Formula (Ie) have the formula (Ie''), depicted above, wherein A, B, C and D are defined above for the Purine Derivatives of Formula (Ie), and wherein the Purine Derivatives of Formula (Ie'') are substantially free of their corresponding other anomer.

**[0307]** In one embodiment, the Purine Derivatives of Formula (Ie) exist as a mixture of a Purine Derivative of Formula (Ie') and a Purine Derivative of Formula (Iee') wherein the amount of the Purine Derivative of Formula (Ie') exceeds the amount of the Purine Derivative of Formula (Iee').

**[0308]** In another embodiment, the Purine Derivatives of Formula (Ie) exist as a mixture of a Purine Derivative of Formula (Ie') and a Purine Derivative of Formula (Iee') wherein the amount of the Purine Derivative of Formula (Iee') exceeds the amount of the Purine Derivative of Formula (Ie').

**[0309]** In another embodiment, the Purine Derivatives of Formula (Ie) exist as a equal mixture of a Purine Derivative of Formula (Ie') and a Purine Derivative of Formula (Iee').

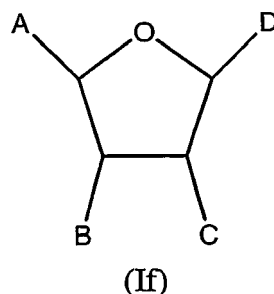
**[0310]** In one embodiment, the Purine Derivatives of Formula (Ie) exist as a mixture of a Purine Derivative of Formula (Ie'') and a Purine Derivative of Formula (Iee'') wherein the amount of the Purine Derivative of Formula (Ie'') exceeds the amount of the Purine Derivative of Formula (Iee'').

**[0311]** In another embodiment, the Purine Derivatives of Formula (Ie) exist as a mixture of a Purine Derivative of Formula (Ie'') and a Purine Derivative of Formula (Iee'') wherein the amount of the Purine Derivative of Formula (Iee'') exceeds the amount of the Purine Derivative of Formula (Ie'').

**[0312]** In another embodiment, the Purine Derivatives of Formula (Ie) exist as a equal mixture of a Purine Derivative of Formula (Ie'') and a Purine Derivative of Formula (Iee'').

#### 5.2.6 THE PURINE DERIVATIVES OF FORMULA (If)

**[0313]** As stated above, the present invention encompasses Purine Derivatives having the Formula (If):



wherein A, B, C and D are defined above for the Purine Derivatives of Formula (If), and A and B are *trans* with respect to each other; B and C are *cis* with respect to each other; and C and D are *cis* or *trans* with respect to each other.

**[0314]** In one embodiment, R<sup>1</sup> is -C<sub>5</sub>-C<sub>6</sub> monocyclic cycloalkyl.

**[0315]** In another embodiment, R<sup>1</sup> is cyclopentyl.

[0316] In one embodiment, R<sup>2</sup> is -H

[0317] In another embodiment R<sup>2</sup> is -halo.

[0318] In another embodiment, R<sup>2</sup> is -Cl.

[0319] In one embodiment, C and D are *cis* with respect to each other.

[0320] In another embodiment, C and D are *trans* with respect to each other.

[0321] The present invention also provides compositions comprising an effective amount of a Purine Derivative of Formula (If) and a physiologically acceptable carrier or vehicle.

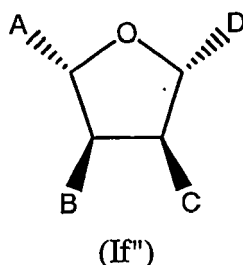
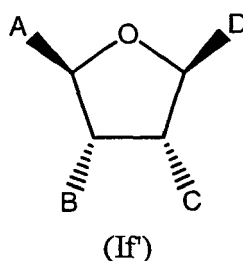
[0322] The invention further provides Purine Derivatives of Formula (If) that are in isolated and purified form.

[0323] The invention still further provides uses of effective amounts of Purine Derivatives of Formula (If) for the preparation of medicaments for treating or preventing a Condition, comprising administering an effective amount of a Purine Derivative of Formula (If) to in an animal in need thereof.

[0324] The invention further provides uses of effective amounts of Purine Derivatives of Formula (If) for the preparation of medicaments for reducing an animal's rate of metabolism, in an animal in need thereof.

[0325] The invention further provides methods protecting an animal's heart against myocardial damage during cardioplegia, in an animal in need thereof.

[0326] The Purine Derivatives of Formula (If) can exist in the form of a single enantiomer, for example, that depicted by either the Formula (If') or Formula (If''):



wherein A, B, C and D are defined above for the Purine Derivatives of Formula (If).

[0327] A Purine Derivative of Formula (If') is the corresponding opposite enantiomer of a Purine Derivative of Formula (If'') when group A of the Purine Derivative of Formula (If') is the same as group A of the Purine Derivative of Formula (If'') and when group D of the Purine Derivative of Formula (If') is the same as group D of the Purine Derivative of Formula (If'').

[0328] A Purine Derivative of Formula (If'') is the corresponding opposite enantiomer of a Purine Derivative of Formula (If') when group A of the Purine Derivatives of Formula (If'') is the same as group A of the Purine Derivative of Formula (If') and when group D of the Purine Derivative of Formula (If'') is the same as group D of the Purine Derivative of Formula (If').

[0329] In one embodiment, the Purine Derivatives of Formula (If) have the formula (If'), depicted above, wherein A, B, C and D are defined above for the Purine Derivatives of Formula (If), and wherein the Purine Derivatives of Formula (If) are substantially free of their corresponding enantiomer, represented by Formula (If'').

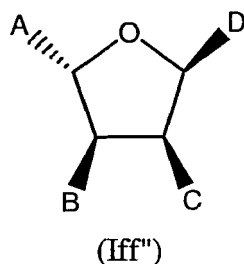
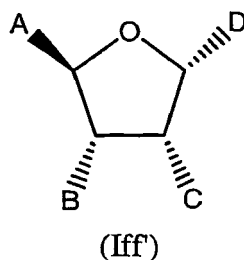
[0330] In another embodiment, the Purine Derivatives of Formula (If) have the formula (If''), depicted above, wherein A, B, C and D are defined above for the Purine Derivatives of Formula (If), and wherein the Purine Derivatives of Formula (If) are substantially free of their corresponding enantiomer, represented by Formula (If').

**[0331]** In one embodiment, the Purine Derivatives of Formula (If) exist as a mixture of a Purine Derivative of Formula (If') and a Purine Derivative of Formula (If'') wherein the amount of the Purine Derivative of Formula (If') exceeds the amount of the Purine Derivative of Formula (If'').

**[0332]** In another embodiment, the Purine Derivatives of Formula (If) exist as a mixture of a Purine Derivative of Formula (If) and a Purine Derivative of Formula (If'') wherein the amount of the Purine Derivative of Formula (If'') exceeds the amount of the Purine Derivative of Formula (If').

**[0333]** In another embodiment, the Purine Derivatives of Formula (If) exist as a racemic mixture of a Purine Derivative of Formula (If') and a Purine Derivative of Formula (If'').

**[0334]** In another embodiment, the Purine Derivatives of Formula (If) can exist in the form of a single enantiomer, for example, that depicted by either formula (Iff') or (Iff''):



wherein A, B, C and D are defined above for the Purine Derivatives of Formula (If).

**[0335]** A Purine Derivative of Formula (Iff'') is the corresponding opposite enantiomer of a Purine Derivative of Formula (Iff') when group A of the Purine Derivative of Formula (Iff'') is the same as group A of the Purine Derivative of Formula (Iff') and when group D of the Purine Derivative of Formula (Iff') is the same as group D of the Purine Derivative of Formula (Iff'').

**[0336]** A Purine Derivative of Formula (Iff'') is the corresponding opposite enantiomer of a Purine Derivative of Formula (Iff') when group A of the Purine Derivative of Formula (Iff'') is the same as group A of the Purine Derivative of Formula (Iff') and when group D of the Purine Derivative of Formula (Iff'') is the same as group D of the Purine Derivative of Formula (Iff').

**[0337]** In one embodiment, the Purine Derivatives of Formula (If) have the formula (Iff'), depicted above, wherein A, B, C and D are defined above for the Purine Derivatives of Formula (If), and wherein the Purine Derivatives of Formula (Iff') are substantially free of their corresponding opposite enantiomer.

**[0338]** In another embodiment, the Purine Derivatives of Formula (If) have the formula (Iff''), depicted above, wherein A, B, C and D are defined above for the Purine Derivatives of Formula (If), and wherein the Purine Derivatives of Formula (Iff'') are substantially free of their corresponding opposite enantiomer.

**[0339]** In another embodiment, the Purine Derivatives of Formula (If) exist as a mixture of a Purine Derivative of Formula (Iff') and a Purine Derivative of Formula (Iff'') wherein the amount of the Purine Derivative of Formula (Iff') exceeds the amount of the Purine Derivative of Formula (Iff'').

**[0340]** In a further embodiment, the Purine Derivatives of Formula (If) exist as a mixture of a Purine Derivative of Formula (Iff') and a Purine Derivative of Formula (Iff'') wherein the amount of the Purine Derivative of Formula (Iff'') exceeds the amount of the Purine Derivative of Formula (Iff').

**[0341]** In another embodiment, the Purine Derivatives of Formula (If) exist as a racemic mixture of a Purine Derivative of Formula (Iff') and a Purine Derivative of Formula (Iff'').

**[0342]** A Purine Derivative of Formula (Iff') is the corresponding other anomer of a Purine Derivative of Formula (If')

when group A of the Purine Derivative of Formula (Iff') is the same as group A of the Purine Derivative of Formula (If') and when group D of the Purine Derivative of Formula (Iff') is the same as group D of the Purine Derivative of Formula (If').

**[0343]** A Purine Derivative of Formula (If) is the corresponding other anomer of a Purine Derivative of Formula (If') when group A of the Purine Derivative of Formula (If) is the same as group A of the Purine Derivative of Formula (If') and when group D of the Purine Derivative of Formula (If) is the same as group D of the Purine Derivative of Formula (If').

**[0344]** A Purine Derivative of Formula (Iff') is the corresponding other anomer of a Purine Derivative of Formula (If') when group A of the Purine Derivative of Formula (Iff') is the same as group A of the Purine Derivative of Formula (If') and when group D of the Purine Derivative of Formula (Iff') is the same as group D of the Purine Derivative of Formula (If').

**[0345]** A Purine Derivative of Formula (I<sup>ff</sup>) is the corresponding other anomer of a Purine Derivative of Formula (I<sup>ff'</sup>) when group A of the Purine Derivative of Formula (I<sup>ff</sup>) is the same as group A of the Purine Derivative of Formula (I<sup>ff'</sup>) and when group D of the Purine Derivative of Formula (I<sup>ff</sup>) is the same as group D of the Purine Derivative of Formula (I<sup>ff'</sup>).

**[0346]** In one embodiment, the Purine Derivatives of Formula (If) have the formula (Iff), depicted above, wherein A, B, C and D are defined above for the Purine Derivatives of Formula (If), and wherein the Purine Derivatives of Formula (Iff) are substantially free of their corresponding other anomer.

**[0347]** In another embodiment, the Purine Derivatives of Formula (If) have the formula (Iff"), depicted above, wherein A, B, C and D are defined above for the Purine Derivatives of Formula (If), and wherein the Purine Derivatives of Formula (Iff") are substantially free of their corresponding other anomer.

**[0348]** In one embodiment, the Purine Derivatives of Formula (If) have the formula (If'), depicted above, wherein A, B, C and D are defined above for the Purine Derivatives of Formula (If), and wherein the Purine Derivatives of Formula (If') are substantially free of their corresponding other anomer.

**[0349]** In another embodiment, the Purine Derivatives of Formula (If) have the formula (If<sup>ii</sup>), depicted above, wherein A, B, C and D are defined above for the Purine Derivatives of Formula (If), and wherein the Purine Derivatives of Formula (If<sup>ii</sup>) are substantially free of their corresponding other anomer.

**[0350]** In one embodiment, the Purine Derivatives of Formula (If) exist as a mixture of a Purine Derivative of Formula (If) and a Purine Derivative of Formula (If') wherein the amount of the Purine Derivative of Formula (If) exceeds the amount of the Purine Derivative of Formula (If').

**[0351]** In another embodiment, the Purine Derivatives of Formula (If) exist as a mixture of a Purine Derivative of Formula (If) and a Purine Derivative of Formula (If') wherein the amount of the Purine Derivative of Formula (If') exceeds the amount of the Purine Derivative of Formula (If).

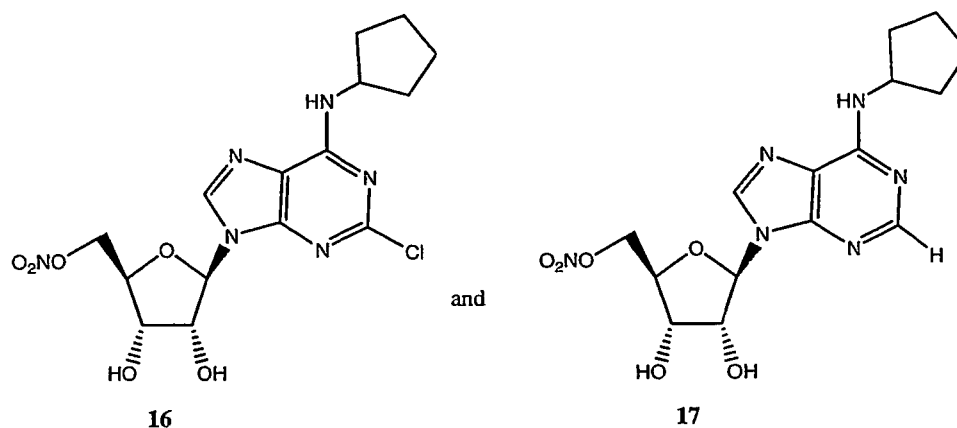
**[0352]** In another embodiment, the Purine Derivatives of Formula (If) exist as a equal mixture of a Purine Derivative of Formula (If) and a Purine Derivative of Formula (Iff).

**[0353]** In one embodiment, the Purine Derivatives of Formula (If) exist as a mixture of a Purine Derivative of Formula (If') and a Purine Derivative of Formula (If'') wherein the amount of the Purine Derivative of Formula (If') exceeds the amount of the Purine Derivative of Formula (If'').

**[0354]** In another embodiment, the Purine Derivatives of Formula (If) exist as a mixture of a Purine Derivative of Formula (If<sup>a</sup>) and a Purine Derivative of Formula (If<sup>b</sup>) wherein the amount of the Purine Derivative of Formula (If<sup>b</sup>) exceeds the amount of the Purine Derivative of Formula (If<sup>a</sup>).

**[0355]** In another embodiment, the Purine Derivatives of Formula (If) exist as a equal mixture of a Purine Derivative of Formula (If<sup>ii</sup>) and a Purine Derivative of Formula (If<sup>iii</sup>).

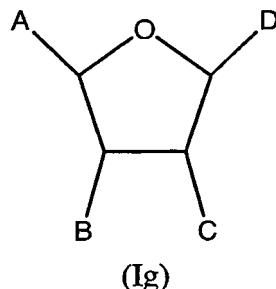
**[0356]** Illustrative Purine Derivatives of Formula (If) include the compounds listed below:



and pharmaceutically acceptable salts thereof.

### 5.2.7 THE PURINE DERIVATIVES OF FORMULA (Ig)

[0357] As stated above, the present invention encompasses Purine Derivatives having the Formula (Ig):



wherein A, B, C and D are defined above for the Purine Derivatives of Formula (Ig), and A and B are *trans* with respect to each other; B and C are *cis* with respect to each other; and C and D are *cis* or *trans* with respect to each other.

[0358] In one embodiment, R<sup>2</sup> is -H

[0359] In another embodiment R<sup>2</sup> is -halo.

[0360] In a specific embodiment, R<sup>2</sup> is -Cl.

[0361] In one embodiment, C and D are *cis* with respect to each other.

[0362] In another embodiment, C and D are *trans* with respect to each other.

[0363] The present invention also provides compositions comprising an effective amount of a Purine Derivative of Formula (Ig) and a physiologically acceptable carrier or vehicle.

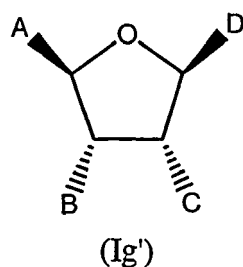
[0364] The invention further provides Purine Derivatives of Formula (Ig) that are in isolated and purified form.

[0365] The invention still further provides uses of effective amounts of Purine Derivatives of Formula (Ig) for the preparation of medicaments for treating or preventing a Condition, in an animal in need thereof.

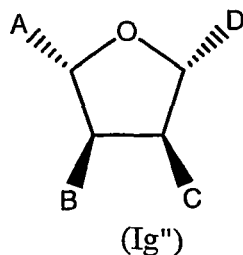
[0366] The invention further provides uses of effective amounts of Purine Derivatives of Formula (Ig) for the preparation of medicaments for reducing an animal's rate of metabolism, in an animal in need thereof.

[0367] The invention further provides uses of effective amounts of Purine Derivatives of Formula (Ig) for the preparation of medicaments protecting an animal's heart against myocardial damage during cardioplegia, in an animal in need thereof.

[0368] The Purine Derivatives of Formula (Ig) can exist in the form of a single enantiomer, for example, that depicted by either the Formula (Ig') or Formula (Ig''):







wherein A, B, C and D are defined above for the Purine Derivatives of Formula (Ig).

**[0369]** A Purine Derivative of Formula (Ig') is the corresponding opposite enantiomer of a Purine Derivative of Formula (Ig'') when group A of the Purine Derivative of Formula (Ig') is the same as group A of the Purine Derivative of Formula (Ig'') and when group D of the Purine Derivative of Formula (Ig') is the same as group D of the Purine Derivative of Formula (Ig'').

**[0370]** A Purine Derivative of Formula (Ig'') is the corresponding opposite enantiomer of a Purine Derivative of Formula (Ig') when group A of the Purine Derivatives of Formula (Ig'') is the same as group A of the Purine Derivative of Formula (Ig') and when group D of the Purine Derivative of Formula (Ig'') is the same as group D of the Purine Derivative of Formula (Ig').

**[0371]** In one embodiment, the Purine Derivatives of Formula (Ig) have the formula (Ig'), depicted above, wherein A, B, C and D are defined above for the Purine Derivatives of Formula (Ig), and wherein the Purine Derivatives of Formula (Ig') are substantially free of their corresponding enantiomer, represented by Formula (Ig'').

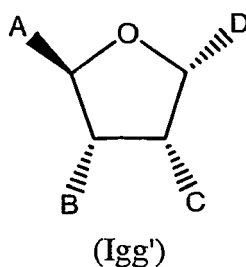
**[0372]** In another embodiment, the Purine Derivatives of Formula (Ig) have the formula (Ig''), depicted above, wherein A, B, C and D are defined above for the Purine Derivatives of Formula (Ig), and wherein the Purine Derivatives of Formula (Ig'') are substantially free of their corresponding enantiomer, represented by Formula (Ig').

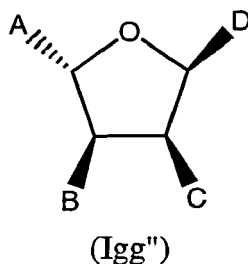
**[0373]** In one embodiment, the Purine Derivatives of Formula (Ig) exist as a mixture of a Purine Derivative of Formula (Ig') and a Purine Derivative of Formula (Ig'') wherein the amount of the Purine Derivative of Formula (Ig') exceeds the amount of the Purine Derivative of Formula (Ig'').

**[0374]** In another embodiment, the Purine Derivatives of Formula (Ig) exist as a mixture of a Purine Derivative of Formula (Ig') and a Purine Derivative of Formula (Ig'') wherein the amount of the Purine Derivative of Formula (Ig'') exceeds the amount of the Purine Derivative of Formula (Ig').

**[0375]** In another embodiment, the Purine Derivatives of Formula (Ig) exist as a racemic mixture of a Purine Derivative of Formula (Ig') and a Purine Derivative of Formula (Ig'').

**[0376]** In another embodiment, the Purine Derivatives of Formula (Ig) can exist in the form of a single enantiomer, for example, that depicted by either formula (Ig') or (Ig''):





wherein A, B, C and D are defined above for the Purine Derivatives of Formula (Ig).

**[0377]** A Purine Derivative of Formula (Igg') is the corresponding opposite enantiomer of a Purine Derivative of Formula (Igg'') when group A of the Purine Derivative of Formula (Igg') is the same as group A of the Purine Derivative of Formula (Igg'') and when group D of the Purine Derivative of Formula (Igg') is the same as group D of the Purine Derivative of Formula (Igg').

**[0378]** A Purine Derivative of Formula (Igg'') is the corresponding opposite enantiomer of a Purine Derivative of Formula (Igg') when group A of the Purine Derivative of Formula (Igg'') is the same as group A of the Purine Derivative of Formula (Igg') and when group D of the Purine Derivative of Formula (Igg'') is the same as group D of the Purine Derivative of Formula (Igg').

**[0379]** In one embodiment, the Purine Derivatives of Formula (Ig) have the formula (Igg'), depicted above, wherein A, B, C and D are defined above for the Purine Derivatives of Formula (Ig), and wherein the Purine Derivatives of Formula (Igg') are substantially free of their corresponding opposite enantiomer.

**[0380]** In another embodiment, the Purine Derivatives of Formula (Ig) have the formula (Igg''), depicted above, wherein A, B, C and D are defined above for the Purine Derivatives of Formula (Ig), and wherein the Purine Derivatives of Formula (Igg'') are substantially free of their corresponding opposite enantiomer.

**[0381]** In another embodiment, the Purine Derivatives of Formula (Ig) exist as a mixture of a Purine Derivative of Formula (Igg') and a Purine Derivative of Formula (Igg'') wherein the amount of the Purine Derivative of Formula (Igg') exceeds the amount of the Purine Derivative of Formula (Igg'').

**[0382]** In a further embodiment, the Purine Derivatives of Formula (Ig) exist as a mixture of a Purine Derivative of Formula (Igg') and a Purine Derivative of Formula (Igg'') wherein the amount of the Purine Derivative of Formula (Igg'') exceeds the amount of the Purine Derivative of Formula (Igg').

**[0383]** In another embodiment, the Purine Derivatives of Formula (Ig) exist as a racemic mixture of a Purine Derivative of Formula (Igg') and a Purine Derivative of Formula (Igg'').

**[0384]** A Purine Derivative of Formula (Igg') is the corresponding other anomer of a Purine Derivative of Formula (Ig') when group A of the Purine Derivative of Formula (Igg') is the same as group A of the Purine Derivative of Formula (Ig') and when group D of the Purine Derivative of Formula (Igg') is the same as group D of the Purine Derivative of Formula (Ig').

**[0385]** A Purine Derivative of Formula (Ig') is the corresponding other anomer of a Purine Derivative of Formula (Igg') when group A of the Purine Derivative of Formula (Ig') is the same as group A of the Purine Derivative of Formula (Igg') and when group D of the Purine Derivative of Formula (Ig') is the same as group D of the Purine Derivative of Formula (Igg').

**[0386]** A Purine Derivative of Formula (Igg'') is the corresponding other anomer of a Purine Derivative of Formula (Ig'') when group A of the Purine Derivative of Formula (Igg'') is the same as group A of the Purine Derivative of Formula (Ig'') and when group D of the Purine Derivative of Formula (Igg'') is the same as group D of the Purine Derivative of Formula (Ig'').

**[0387]** A Purine Derivative of Formula (Ig'') is the corresponding other anomer of a Purine Derivative of Formula (Igg'') when group A of the Purine Derivative of Formula (Ig'') is the same as group A of the Purine Derivative of Formula (Igg'') and when group D of the Purine Derivative of Formula (Ig'') is the same as group D of the Purine Derivative of Formula (Igg'').

**[0388]** In one embodiment, the Purine Derivatives of Formula (Ig) have the formula (Igg'), depicted above, wherein A, B, C and D are defined above for the Purine Derivatives of Formula (Ig), and wherein the Purine Derivatives of Formula (Igg') are substantially free of their corresponding other anomer.

**[0389]** In another embodiment, the Purine Derivatives of Formula (Ig) have the formula (Igg''), depicted above, wherein A, B, C and D are defined above for the Purine Derivatives of Formula (Ig), and wherein the Purine Derivatives of Formula (Igg'') are substantially free of their corresponding other anomer.

**[0390]** In one embodiment, the Purine Derivatives of Formula (Ig) have the formula (Ig'), depicted above, wherein A, B, C and D are defined above for the Purine Derivatives of Formula (Ig), and wherein the Purine Derivatives of Formula (Ig') are substantially free of their corresponding other anomer.

**[0391]** In another embodiment, the Purine Derivatives of Formula (Ig) have the formula (Ig"), depicted above, wherein A, B, C and D are defined above for the Purine Derivatives of Formula (Ig), and wherein the Purine Derivatives of Formula (Ig") are substantially free of their corresponding other anomer.

**[0392]** In one embodiment, the Purine Derivatives of Formula (Ig) exist as a mixture of a Purine Derivative of Formula (Ig') and a Purine Derivative of Formula (Igg') wherein the amount of the Purine Derivative of Formula (Ig') exceeds the amount of the Purine Derivative of Formula (Igg').

**[0393]** In another embodiment, the Purine Derivatives of Formula (Ig) exist as a mixture of a Purine Derivative of Formula (Ig') and a Purine Derivative of Formula (Igg') wherein the amount of the Purine Derivative of Formula (Igg') exceeds the amount of the Purine Derivative of Formula (Ig').

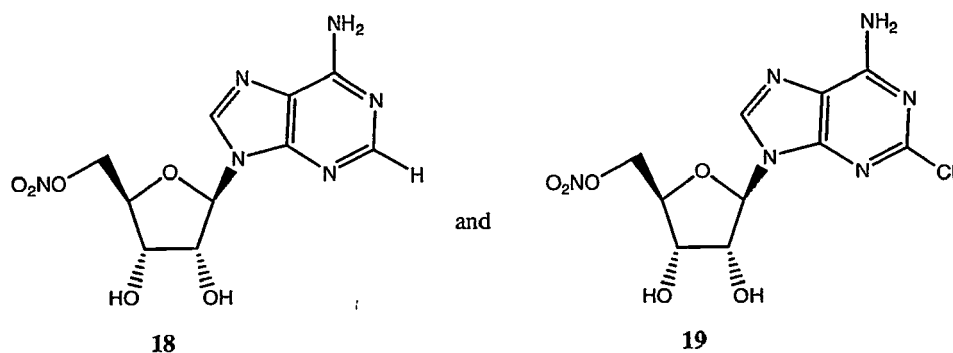
**[0394]** In another embodiment, the Purine Derivatives of Formula (Ig) exist as a equal mixture of a Purine Derivative of Formula (Ig') and a Purine Derivative of Formula (Igg').

**[0395]** In one embodiment, the Purine Derivatives of Formula (Ig) exist as a mixture of a Purine Derivative of Formula (Ig") and a Purine Derivative of Formula (Igg") wherein the amount of the Purine Derivative of Formula (Ig") exceeds the amount of the Purine Derivative of Formula (Igg").

**[0396]** In another embodiment, the Purine Derivatives of Formula (Ig) exist as a mixture of a Purine Derivative of Formula (Ig") and a Purine Derivative of Formula (Igg") wherein the amount of the Purine Derivative of Formula (Igg") exceeds the amount of the Purine Derivative of Formula (Ig").

**[0397]** In another embodiment, the Purine Derivatives of Formula (Ig) exist as a equal mixture of a Purine Derivative of Formula (Iq") and a Purine Derivative of Formula (Iqq").

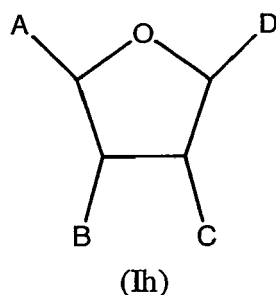
**[0398]** Illustrative Purine Derivatives of Formula (Iq) include the compounds listed below:



and pharmaceutically acceptable salts thereof.

### 5.2.8 THE PURINE DERIVATIVES OF FORMULA (Ih)

**[0399]** As stated above, the present invention encompasses Purine Derivatives having the Formula (Ih):



wherein A, B, C and D are defined above for the Purine Derivatives of Formula (Ih), and A and B are *trans* with respect to each other; B and C are *cis* with respect to each other; and C and D are *cis* or *trans* with respect to each other.

[0400] In one embodiment, R<sup>1</sup> is cyclopent-1-yl-2-yl.

[0401] In another embodiment  $R^1$  is cyclopent-1-ol-3-yl.

[0402] In one embodiment, C and D are *cis* with respect to each other.

[0403] In another embodiment, C and D are *trans* with respect to each other.

[0404] The present invention also provides compositions comprising an effective amount of a Purine Derivative of Formula (Ih) and a physiologically acceptable carrier or vehicle.

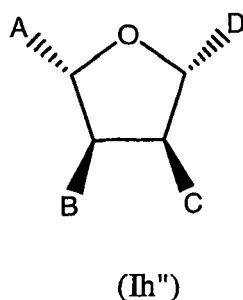
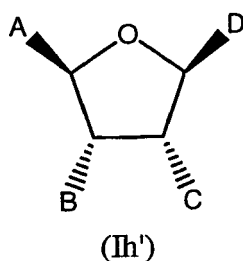
[0405] The invention further provides Purine Derivatives of Formula (Ih) that are in isolated and purified form.

[0406] Condition, The invention still further provides uses of effective amounts of Purine Derivatives of Formula (Ih) for the preparation of medicaments for treating or preventing a Condition, in an animal in need thereof.

[0407] The invention further provides uses of effective amounts of Purine Derivatives of Formula (Ih) for the preparation of medicaments for reducing an animal's rate of metabolism, in an animal in need thereof.

[0408] The invention further provides uses of effective amounts of Purine Derivatives of Formula (Ih) for the preparation of medicaments protecting an animal's heart against myocardial damage during cardioplegia, in an animal in need thereof.

[0409] The Purine Derivatives of Formula (Ih) can exist in the form of a single enantiomer, for example, that depicted by either the Formula (Ih') or Formula (Ih''):



wherein A, B, C and D are defined above for the Purine Derivatives of Formula (Ih).

[0410] A Purine Derivative of Formula (Ih') is the corresponding opposite enantiomer of a Purine Derivative of Formula (Ih'') when group A of the Purine Derivative of Formula (Ih') is the same as group A of the Purine Derivative of Formula (Ih'') and when group D of the Purine Derivative of Formula (Ih') is the same as group D of the Purine Derivative of Formula (Ih'').

[0411] A Purine Derivative of Formula (Ih'') is the corresponding opposite enantiomer of a Purine Derivative of Formula (Ih') when group A of the Purine Derivatives of Formula (Ih'') is the same as group A of the Purine Derivative of Formula (Ih') and when group D of the Purine Derivative of Formula (Ih'') is the same as group D of the Purine Derivative of Formula (Ih').

[0412] In one embodiment, the Purine Derivatives of Formula (Ih) have the formula (Ih'), depicted above, wherein A, B, C and D are defined above for the Purine Derivatives of Formula (Ih), and wherein the Purine Derivatives of Formula (Ih') are substantially free of their corresponding enantiomer, represented by Formula (Ih'').

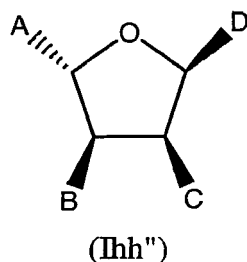
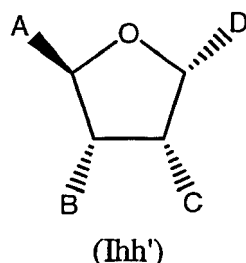
[0413] In another embodiment, the Purine Derivatives of Formula (Ih) have the formula (Ih''), depicted above, wherein A, B, C and D are defined above for the Purine Derivatives of Formula (Ih), and wherein the Purine Derivatives of Formula (Ih'') are substantially free of their corresponding enantiomer, represented by Formula (Ih').

[0414] In one embodiment, the Purine Derivatives of Formula (Ih) exist as a mixture of a Purine Derivative of Formula (Ih') and a Purine Derivative of Formula (Ih'') wherein the amount of the Purine Derivative of Formula (Ih') exceeds the amount of the Purine Derivative of Formula (Ih'').

**[0415]** In another embodiment, the Purine Derivatives of Formula (Ih) exist as a mixture of a Purine Derivative of Formula (Ih') and a Purine Derivative of Formula (Ih'') wherein the amount of the Purine Derivative of Formula (Ih') exceeds the amount of the Purine Derivative of Formula (Ih'').

**[0416]** In another embodiment, the Purine Derivatives of Formula (Ih) exist as a racemic mixture of a Purine Derivative of Formula (Ih') and a Purine Derivative of Formula (Ih'').

**[0417]** In another embodiment, the Purine Derivatives of Formula (Ih) can exist in the form of a single enantiomer, for example, that depicted by either formula (Ihh') or (Ihh''):



wherein A, B, C and D are defined above for the Purine Derivatives of Formula (Ih).

**[0418]** A Purine Derivative of Formula (Ihh') is the corresponding opposite enantiomer of a Purine Derivative of Formula (Ihh'') when group A of the Purine Derivative of Formula (Ihh') is the same as group A of the Purine Derivative of Formula (Ihh'') and when group D of the Purine Derivative of Formula (Ihh') is the same as group D of the Purine Derivative of Formula (Ihh'').

**[0419]** A Purine Derivative of Formula (Ihh'') is the corresponding opposite enantiomer of a Purine Derivative of Formula (Ihh') when group A of the Purine Derivative of Formula (Ihh'') is the same as group A of the Purine Derivative of Formula (Ihh') and when group D of the Purine Derivative of Formula (Ihh'') is the same as group D of the Purine Derivative of Formula (Ihh').

**[0420]** In one embodiment, the Purine Derivatives of Formula (Ih) have the formula (Ihh'), depicted above, wherein A, B, C and D are defined above for the Purine Derivatives of Formula (Ih), and wherein the Purine Derivatives of Formula (Ihh') are substantially free of their corresponding opposite enantiomer.

**[0421]** In another embodiment, the Purine Derivatives of Formula (Ih) have the formula (Ihh''), depicted above, wherein A, B, C and D are defined above for the Purine Derivatives of Formula (Ih), and wherein the Purine Derivatives of Formula (Ihh'') are substantially free of their corresponding opposite enantiomer.

**[0422]** In another embodiment, the Purine Derivatives of Formula (Ih) exist as a mixture of a Purine Derivative of Formula (Ihh') and a Purine Derivative of Formula (Ihh'') wherein the amount of the Purine Derivative of Formula (Ihh') exceeds the amount of the Purine Derivative of Formula (Ihh'').

**[0423]** In a further embodiment, the Purine Derivatives of Formula (Ih) exist as a mixture of a Purine Derivative of Formula (Ihh') and a Purine Derivative of Formula (Ihh'') wherein the amount of the Purine Derivative of Formula (Ihh'') exceeds the amount of the Purine Derivative of Formula (Ihh').

**[0424]** In another embodiment, the Purine Derivatives of Formula (Ih) exist as a racemic mixture of a Purine Derivative of Formula (Ihh') and a Purine Derivative of Formula (Ihh'').

**[0425]** A Purine Derivative of Formula (Ihh') is the corresponding other anomer of a Purine Derivative of Formula (Ih') when group A of the Purine Derivative of Formula (Ihh') is the same as group A of the Purine Derivative of Formula (Ih') and when group D of the Purine Derivative of Formula (Ihh') is the same as group D of the Purine Derivative of Formula (Ih').

**[0426]** A Purine Derivative of Formula (Ih') is the corresponding other anomer of a Purine Derivative of Formula (Ihh') when group A of the Purine Derivative of Formula (Ih') is the same as group A of the Purine Derivative of Formula (Ihh') and when group D of the Purine Derivative of Formula (Ih') is the same as group D of the Purine Derivative of Formula (Ihh').

**[0427]** A Purine Derivative of Formula (Ihh") is the corresponding other anomer of a Purine Derivative of Formula (Ih") when group A of the Purine Derivative of Formula (Ihh") is the same as group A of the Purine Derivative of Formula (Ih") and when group D of the Purine Derivative of Formula (Ihh") is the same as group D of the Purine Derivative of Formula (Ih").

**[0428]** A Purine Derivative of Formula (Ih") is the corresponding other anomer of a Purine Derivative of Formula (Ihh") when group A of the Purine Derivative of Formula (Ih") is the same as group A of the Purine Derivative of Formula (Ihh") and when group D of the Purine Derivative of Formula (Ih") is the same as group D of the Purine Derivative of Formula (Ihh").

**[0429]** In one embodiment, the Purine Derivatives of Formula (Ih) have the formula (Ihh'), depicted above, wherein A, B, C and D are defined above for the Purine Derivatives of Formula (Ih), and wherein the Purine Derivatives of Formula (Ihh') are substantially free of their corresponding other anomer.

**[0430]** In another embodiment, the Purine Derivatives of Formula (Ih) have the formula (Ihh"), depicted above, wherein A, B, C and D are defined above for the Purine Derivatives of Formula (Ih), and wherein the Purine Derivatives of Formula (Ihh") are substantially free of their corresponding other anomer.

**[0431]** In one embodiment, the Purine Derivatives of Formula (Ih) have the formula (Ih'), depicted above, wherein A, B, C and D are defined above for the Purine Derivatives of Formula (Ih), and wherein the Purine Derivatives of Formula (Ih') are substantially free of their corresponding other anomer.

**[0432]** In another embodiment, the Purine Derivatives of Formula (Ih) have the formula (Ih"), depicted above, wherein A, B, C and D are defined above for the Purine Derivatives of Formula (Ih), and wherein the Purine Derivatives of Formula (Ih") are substantially free of their corresponding other anomer.

**[0433]** In one embodiment, the Purine Derivatives of Formula (Ih) exist as a mixture of a Purine Derivative of Formula (Ih') and a Purine Derivative of Formula (Ihh') wherein the amount of the Purine Derivative of Formula (Ih') exceeds the amount of the Purine Derivative of Formula (Ihh').

**[0434]** In another embodiment, the Purine Derivatives of Formula (Ih) exist as a mixture of a Purine Derivative of Formula (Ih') and a Purine Derivative of Formula (Ihh') wherein the amount of the Purine Derivative of Formula (Ihh') exceeds the amount of the Purine Derivative of Formula (Ih').

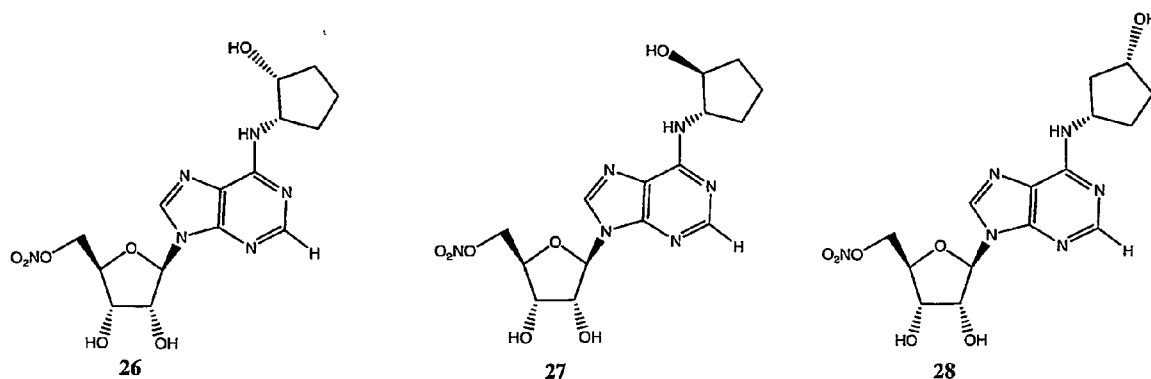
**[0435]** In another embodiment, the Purine Derivatives of Formula (Ih) exist as a equal mixture of a Purine Derivative of Formula (Ih') and a Purine Derivative of Formula (Ihh').

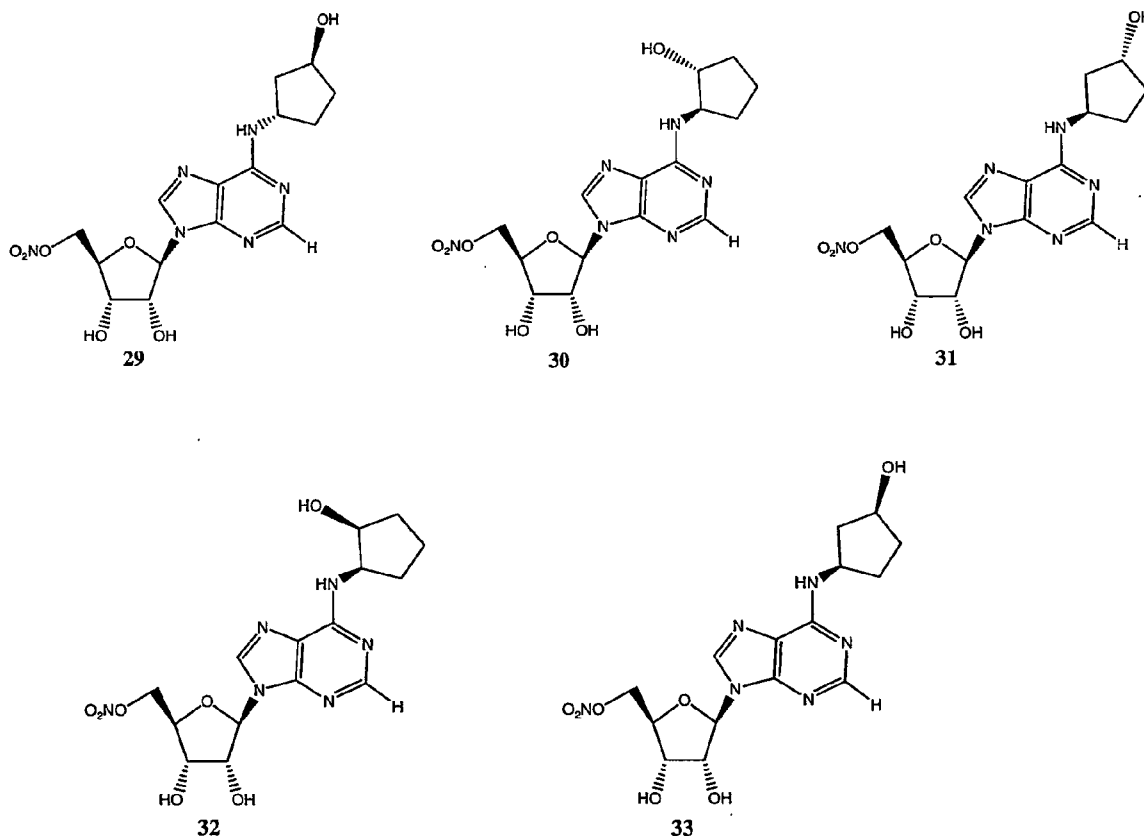
**[0436]** In one embodiment, the Purine Derivatives of Formula (Ih) exist as a mixture of a Purine Derivative of Formula (Ih") and a Purine Derivative of Formula (Ihh") wherein the amount of the Purine Derivative of Formula (Ih") exceeds the amount of the Purine Derivative of Formula (Ihh").

**[0437]** In another embodiment, the Purine Derivatives of Formula (Ih) exist as a mixture of a Purine Derivative of Formula (Ih") and a Purine Derivative of Formula (Ihh") wherein the amount of the Purine Derivative of Formula (Ihh") exceeds the amount of the Purine Derivative of Formula (Ih").

**[0438]** In another embodiment, the Purine Derivatives of Formula (Ih) exist as a equal mixture of a Purine Derivative of Formula (Ih") and a Purine Derivative of Formula (Ihh").

**[0439]** Illustrative Purine Derivatives of Formula (Ih) include the compounds listed below:

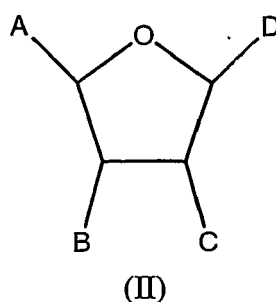




and pharmaceutically acceptable salts thereof.

### 5.2.9 THE PURINE DERIVATIVES OF FORMULA (II)

**[0440]** As stated above, the present invention encompasses Purine Derivatives having the Formula (II):



wherein A, B, C and D are defined above for the Purine Derivatives of Formula (II), and A and B are *trans* with respect to each other; B and C are *cis* with respect to each other; and C and D are *cis* or *trans* with respect to each other.

**[0441]** In one embodiment, R<sup>1</sup> is -H.

**[0442]** In another embodiment, R<sup>1</sup> is -C<sub>1</sub>-C<sub>10</sub> alkyl.

**[0443]** In still another embodiment, R<sup>1</sup> is -(CH<sub>2</sub>)<sub>m</sub>-(C<sub>8</sub>-C<sub>12</sub> bicyclic cycloalkyl) or -(CH<sub>2</sub>)<sub>m</sub>-(C<sub>8</sub>-C<sub>12</sub> bicyclic cycloalkenyl).

**[0444]** In another embodiment, R<sup>2</sup> is -OR<sup>4</sup> or -SR<sup>4</sup>.

**[0445]** In another embodiment, R<sup>2</sup> is -NHNHC(O)R<sup>3</sup>, -NHNHC(O)OR<sup>7</sup> or -NHNHC(O)NHR<sup>3</sup>.

**[0446]** In yet another embodiment, R<sup>2</sup> is -NH-N=C(R<sup>5</sup>)R<sup>6</sup>.

**[0447]** In a specific embodiment, R<sup>2</sup> is -NH-N=CH-cyclopropyl.

**[0448]** In one embodiment, C and D are *cis* with respect to each other.

**[0449]** In another embodiment, C and D are *trans* with respect to each other.

**[0450]** The present invention also provides compositions comprising an effective amount of a Purine Derivative of Formula (II) and a physiologically acceptable carrier or vehicle.

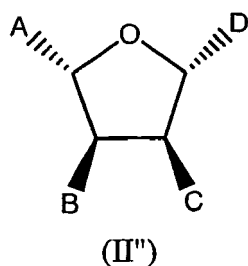
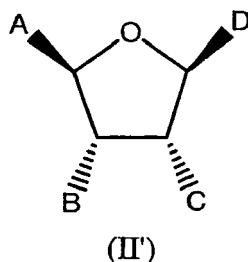
**[0451]** The invention further provides Purine Derivatives of Formula (II) that are in isolated and purified form.

**[0452]** The invention still further provides uses of effective amounts of Purine Derivatives of formula (II) for the preparation of medicaments for treating or preventing a Condition, in an animal in need thereof.

**[0453]** The invention further provides uses of effective amounts of Purine Derivatives of formula (II) for the preparation of medicaments for reducing an animal's rate of metabolism, in an animal in need thereof.

**[0454]** The invention further provides uses of effective amounts of Purine Derivatives of formula (II) for the preparation of medicaments protecting an animal's heart against myocardial damage during cardioplegia, in an animal in need thereof.

**[0455]** The Purine Derivatives of Formula (II) can exist in the form of a single enantiomer, for example, that depicted by either the Formula (II') or Formula (II''):



wherein A, B, C and D are defined above for the Purine Derivatives of Formula (II).

**[0456]** A Purine Derivative of Formula (II') is the corresponding opposite enantiomer of a Purine Derivative of Formula (II'') when group A of the Purine Derivative of Formula (II') is the same as group A of the Purine Derivative of Formula (II'') and when group D of the Purine Derivative of Formula (II') is the same as group D of the Purine Derivative of Formula (II'').

**[0457]** A Purine Derivative of Formula (II'') is the corresponding opposite enantiomer of a Purine Derivative of Formula (II') when group A of the Purine Derivatives of Formula (II'') is the same as group A of the Purine Derivative of Formula (II') and when group D of the Purine Derivative of Formula (II'') is the same as group D of the Purine Derivative of Formula (II').

**[0458]** In one embodiment, the Purine Derivatives of Formula (II) have the formula (II'), depicted above, wherein A, B, C and D are defined above for the Purine Derivatives of Formula (II), and wherein the Purine Derivatives of Formula (II') are substantially free of their corresponding enantiomer, represented by Formula (II'').

**[0459]** In another embodiment, the Purine Derivatives of Formula (II) have the formula (II''), depicted above, wherein A, B, C and D are defined above for the Purine Derivatives of Formula (II), and wherein the Purine Derivatives of Formula (II'') are substantially free of their corresponding enantiomer, represented by Formula (II').

**[0460]** In one embodiment, the Purine Derivatives of Formula (II) exist as a mixture of a Purine Derivative of Formula (II') and a Purine Derivative of Formula (II'') wherein the amount of the Purine Derivative of Formula (II') exceeds the amount of the Purine Derivative of Formula (II'').

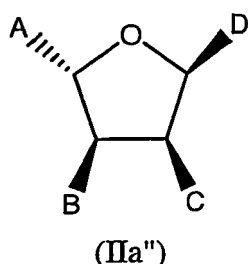
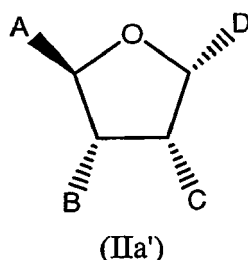
**[0461]** In another embodiment, the Purine Derivatives of Formula (II) exist as a mixture of a Purine Derivative of Formula (II') and a Purine Derivative of Formula (II'') wherein the amount of the Purine Derivative of Formula (II'') exceeds the amount of the Purine Derivative of Formula (II').

**[0462]** In another embodiment, the Purine Derivatives of Formula (II) exist as a racemic mixture of a Purine Derivative



of Formula (II') and a Purine Derivative of Formula (II").

**[0463]** In another embodiment, the Purine Derivatives of Formula (II) can exist in the form of a single enantiomer, for example, that depicted by either formula (IIa') or (IIa''):



wherein A, B, C and D are defined above for the Purine Derivatives of Formula (II).

**[0464]** A Purine Derivative of Formula (IIa') is the corresponding opposite enantiomer of a Purine Derivative of Formula (IIa'') when group A of the Purine Derivative of Formula (IIa') is the same as group A of the Purine Derivative of Formula (IIa'') and when group D of the Purine Derivative of Formula (IIa') is the same as group D of the Purine Derivative of Formula (IIa'').

**[0465]** A Purine Derivative of Formula (IIa'') is the corresponding opposite enantiomer of a Purine Derivative of Formula (IIa') when group A of the Purine Derivative of Formula (IIa'') is the same as group A of the Purine Derivative of Formula (IIa') and when group D of the Purine Derivative of Formula (IIa'') is the same as group D of the Purine Derivative of Formula (IIa').

**[0466]** In one embodiment, the Purine Derivatives of Formula (II) have the formula (IIa'), depicted above, wherein A, B, C and D are defined above for the Purine Derivatives of Formula (II), and wherein the Purine Derivatives of Formula (IIa') are substantially free of their corresponding opposite enantiomer.

**[0467]** In another embodiment, the Purine Derivatives of Formula (II) have the formula (IIa''), depicted above, wherein A, B, C and D are defined above for the Purine Derivatives of Formula (II), and wherein the Purine Derivatives of Formula (IIa'') are substantially free of their corresponding opposite enantiomer.

**[0468]** In another embodiment, the Purine Derivatives of Formula (II) exist as a mixture of a Purine Derivative of Formula (IIa') and a Purine Derivative of Formula (IIa'') wherein the amount of the Purine Derivative of Formula (IIa') exceeds the amount of the Purine Derivative of Formula (IIa'').

**[0469]** In a further embodiment, the Purine Derivatives of Formula (II) exist as a mixture of a Purine Derivative of Formula (IIa') and a Purine Derivative of Formula (IIa'') wherein the amount of the Purine Derivative of Formula (IIa'') exceeds the amount of the Purine Derivative of Formula (IIa').

**[0470]** In another embodiment, the Purine Derivatives of Formula (II) exist as a racemic mixture of a Purine Derivative of Formula (IIa') and a Purine Derivative of Formula (IIa'').

**[0471]** A Purine Derivative of Formula (IIa') is the corresponding other anomer of a Purine Derivative of Formula (II') when group A of the Purine Derivative of Formula (IIa') is the same as group A of the Purine Derivative of Formula (II') and when group D of the Purine Derivative of Formula (IIa') is the same as group D of the Purine Derivative of Formula (II').

**[0472]** A Purine Derivative of Formula (II') is the corresponding other anomer of a Purine Derivative of Formula (IIa') when group A of the Purine Derivative of Formula (II') is the same as group A of the Purine Derivative of Formula (IIa') and when group D of the Purine Derivative of Formula (II') is the same as group D of the Purine Derivative of Formula (IIa').

**[0473]** A Purine Derivative of Formula (IIa'') is the corresponding other anomer of a Purine Derivative of Formula (II'')

when group A of the Purine Derivative of Formula (IIa'') is the same as group A of the Purine Derivative of Formula (II'') and when group D of the Purine Derivative of Formula (IIa'') is the same as group D of the Purine Derivative of Formula (II'').

[0474] A Purine Derivative of Formula (II'') is the corresponding other anomer of a Purine Derivative of Formula (IIa'') when group A of the Purine Derivative of Formula (II'') is the same as group A of the Purine Derivative of Formula (IIa'') and when group D of the Purine Derivative of Formula (II'') is the same as group D of the Purine Derivative of Formula (IIa'').

[0475] In one embodiment, the Purine Derivatives of Formula (II) have the formula (IIa'), depicted above, wherein A, B, C and D are defined above for the Purine Derivatives of Formula (II), and wherein the Purine Derivatives of Formula (IIa') are substantially free of their corresponding other anomer.

[0476] In another embodiment, the Purine Derivatives of Formula (II) have the formula (IIa''), depicted above, wherein A, B, C and D are defined above for the Purine Derivatives of Formula (II), and wherein the Purine Derivatives of Formula (IIa'') are substantially free of their corresponding other anomer.

[0477] In one embodiment, the Purine Derivatives of Formula (II) have the formula (II'), depicted above, wherein A, B, C and D are defined above for the Purine Derivatives of Formula (II), and wherein the Purine Derivatives of Formula (II') are substantially free of their corresponding other anomer.

[0478] In another embodiment, the Purine Derivatives of Formula (II) have the formula (II''), depicted above, wherein A, B, C and D are defined above for the Purine Derivatives of Formula (II), and wherein the Purine Derivatives of Formula (II'') are substantially free of their corresponding other anomer.

[0479] In one embodiment, the Purine Derivatives of Formula (II) exist as a mixture of a Purine Derivative of Formula (II') and a Purine Derivative of Formula (IIa') wherein the amount of the Purine Derivative of Formula (II') exceeds the amount of the Purine Derivative of Formula (IIa').

[0480] In another embodiment, the Purine Derivatives of Formula (II) exist as a mixture of a Purine Derivative of Formula (II') and a Purine Derivative of Formula (IIa') wherein the amount of the Purine Derivative of Formula (IIa') exceeds the amount of the Purine Derivative of Formula (II').

[0481] In another embodiment, the Purine Derivatives of Formula (IIa) exist as a equal mixture of a Purine Derivative of Formula (II') and a Purine Derivative of Formula (IIa').

[0482] In one embodiment, the Purine Derivatives of Formula (IIa) exist as a mixture of a Purine Derivative of Formula (II'') and a Purine Derivative of Formula (IIa'') wherein the amount of the Purine Derivative of Formula (II'') exceeds the amount of the Purine Derivative of Formula (IIa'').

[0483] In another embodiment, the Purine Derivatives of Formula (IIa) exist as a mixture of a Purine Derivative of Formula (II'') and a Purine Derivative of Formula (IIa'') wherein the amount of the Purine Derivative of Formula (IIa'') exceeds the amount of the Purine Derivative of Formula (II'').

[0484] In another embodiment, the Purine Derivatives of Formula (IIa) exist as a equal mixture of a Purine Derivative of Formula (II'') and a Purine Derivative of Formula (IIa'').

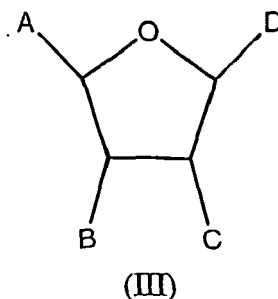
[0485] A first subclass of the Purine Derivatives of Formula (II) is that wherein one occurrence of R<sup>1</sup> is -H.

[0486] A second subclass of the Purine Derivatives of Formula (II) is that wherein both R<sup>1</sup> groups together with the carbon atom to which they are attached, join to form a -C<sub>3</sub>-C<sub>8</sub> monocyclic cycloalkyl.

[0487] A third subclass of the Purine Derivatives of Formula (II) is that wherein R<sup>2</sup> is -NH-N=C(R<sup>5</sup>)R<sup>6</sup>.

#### 5.2.10 THE PURINE DERIVATIVES OF FORMULA (III)

[0488] As stated above, the present invention encompasses Purine Derivatives having the Formula (III):



wherein A, B, C and D are defined above for the Purine Derivatives of Formula (III), and A and B are *trans* with respect to each other; B and C are *cis* with respect to each other; and C and D are *cis* or *trans* with respect to each other.

[0489] In one embodiment, R<sup>1</sup> is -H.

[0490] In another embodiment, R<sup>1</sup> is -C<sub>1</sub>-C<sub>10</sub> alkyl.

[0491] In another embodiment,  $R^1$  is  $-(CH_2)_m-(3\text{- to }7\text{-membered monocyclic heterocycle})$  or  $-(CH_2)_m-(8\text{- to }12\text{-membered bicyclic heterocycle})$ .

[0492] In still another embodiment,  $R^1$  is  $-(CH_2)_m-(C_3-C_8\text{ monocyclic cycloalkyl})$  or  $-(CH_2)_m-(C_3-C_8\text{ monocyclic cycloalkenyl})$ ,

[0493] In a further embodiment,  $R^1$  is  $-(CH_2)_m-(C_8-C_{12}\text{ bicyclic cycloalkyl})$  or  $-(CH_2)_m-(C_8-C_{12}\text{ bicyclic cycloalkenyl})$ .

[0494] In another embodiment,  $R^1$  is  $-(CH_2)_m\text{-aryl}$ .

[0495] In still another embodiment, two  $R^1$  groups, together with the carbon atom to which they are attached, form a  $-C_3-C_8$  monocyclic cycloalkyl, a  $-C_3-C_8$  monocyclic cycloalkenyl, a  $-C_8-C_{12}$  bicyclic cycloalkyl, or a  $-C_8-C_{12}$  bicyclic cycloalkenyl.

[0496] In a specific embodiment,  $R^1$  is cyclopentyl.

[0497] In one embodiment,  $m$  is 0.

[0498] In another embodiment,  $m$  is 1.

[0499] In another embodiment,  $m$  is 2.

[0500] In still another embodiment,  $m$  is 3.

[0501] In one embodiment,  $R^2$  is -halo.

[0502] In a specific embodiment,  $R^2$  is -Cl.

[0503] In one embodiment,  $R^2$  is -H.

[0504] In another embodiment,  $R^2$  is -CN.

[0505] In another embodiment,  $R^2$  is  $-N(R^4)_2$ ,  $-OR^4$  or  $-SR^4$ .

[0506] In a further embodiment,  $R^2$  is  $-NHC(O)R^4$ ,  $-NHC(O)OR^4$  or  $-NHC(O)NHR^4$ .

[0507] In another embodiment,  $R^2$  is  $-NHNHC(O)R^4$ ,  $-NHNHC(O)OR^4$  or  $-NHNHC(O)NHR^4$ . In yet another embodiment,  $R^2$  is  $-NH-N=C(R^6)R^7$ .

[0508] In a specific embodiment,  $R^2$  is  $-NH-N=CH\text{-cyclopropyl}$ .

[0509] In one embodiment,  $R^3$  is  $-ONO_2$  or  $-ONO$ .

[0510] In another embodiment,  $R^3$  is  $-OSO_3H$ ,  $-OSO_2NH_2$ ,  $-OSO_2NH(C_1-C_{10}\text{ alkyl})$ ,  $-OSO_2N(C_1-C_{10}\text{ alkyl})_2$  or  $-OSO_2NH\text{-aryl}$ .

[0511] In another embodiment,  $R^3$  is  $-N(R^5)_2$ .

[0512] In one embodiment, C and D are *cis* with respect to each other.

[0513] In another embodiment, C and D are *trans* with respect to each other.

[0514] The present invention also provides compositions comprising an effective amount of a Purine Derivative of Formula (III) and a physiologically acceptable carrier or vehicle.

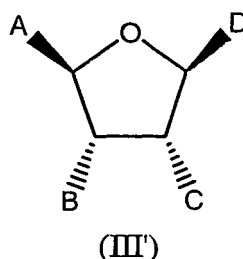
[0515] The invention further provides Purine Derivatives of Formula (III) that are in isolated and purified form.

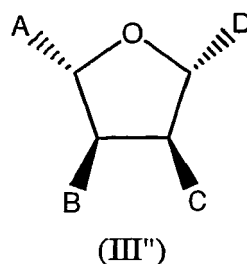
[0516] The invention still further provides uses of effective amounts of Purine Derivatives of formula (III) for the preparation of medicaments for treating or preventing a Condition, in an animal in need thereof.

[0517] The invention further provides uses of effective amounts of Purine Derivatives of formula (III) for the preparation of medicaments for reducing an animal's rate of metabolism, in an animal in need thereof.

[0518] The invention further provides uses of effective amounts of Purine Derivatives of formula (III) for the preparation of medicaments protecting an animal's heart against myocardial damage during cardioplegia, in an animal in need thereof.

[0519] The Purine Derivatives of Formula (III) can exist in the form of a single enantiomer, for example, that depicted by either the Formula (III') or Formula (III''):





wherein A, B, C and D are defined above for the Purine Derivatives of Formula (III).

**[0520]** A Purine Derivative of Formula (III') is the corresponding opposite enantiomer of a Purine Derivative of Formula (III'') when group A of the Purine Derivative of Formula (III') is the same as group A of the Purine Derivative of Formula (III'') and when group D of the Purine Derivative of Formula (III') is the same as group D of the Purine Derivative of Formula (III'').

**[0521]** A Purine Derivative of Formula (III'') is the corresponding opposite enantiomer of a Purine Derivative of Formula (III') when group A of the Purine Derivatives of Formula (III'') is the same as group A of the Purine Derivative of Formula (III') and when group D of the Purine Derivative of Formula (III'') is the same as group D of the Purine Derivative of Formula (III').

**[0522]** In one embodiment, the Purine Derivatives of Formula (III) have the formula (III'), depicted above, wherein A, B, C and D are defined above for the Purine Derivatives of Formula (III), and wherein the Purine Derivatives of Formula (III') are substantially free of their corresponding enantiomer, represented by Formula (III'').

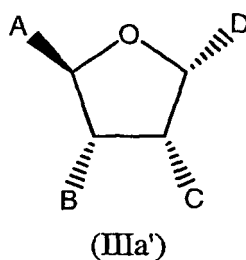
**[0523]** In another embodiment, the Purine Derivatives of Formula (III) have the formula (III''), depicted above, wherein A, B, C and D are defined above for the Purine Derivatives of Formula (III), and wherein the Purine Derivatives of Formula (III'') are substantially free of their corresponding enantiomer, represented by Formula (III').

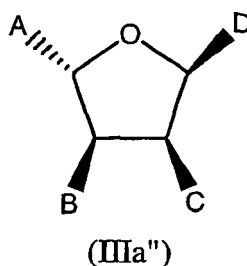
**[0524]** In one embodiment, the Purine Derivatives of Formula (III) exist as a mixture of a Purine Derivative of Formula (III') and a Purine Derivative of Formula (III'') wherein the amount of the Purine Derivative of Formula (III') exceeds the amount of the Purine Derivative of Formula (III'').

**[0525]** In another embodiment, the Purine Derivatives of Formula (III) exist as a mixture of a Purine Derivative of Formula (III') and a Purine Derivative of Formula (III'') wherein the amount of the Purine Derivative of Formula (III'') exceeds the amount of the Purine Derivative of Formula (III').

**[0526]** In another embodiment, the Purine Derivatives of Formula (III) exist as a racemic mixture of a Purine Derivative of Formula (III') and a Purine Derivative of Formula (III'').

**[0527]** In another embodiment, the Purine Derivatives of Formula (III) can exist in the form of a single enantiomer, for example, that depicted by either formula (IIIa') or (IIIa''):





wherein A, B, C and D are defined above for the Purine Derivatives of Formula (III).

**[0528]** A Purine Derivative of Formula (IIIa') is the corresponding opposite enantiomer of a Purine Derivative of Formula (IIIa'') when group A of the Purine Derivative of Formula (IIIa') is the same as group A of the Purine Derivative of Formula (IIIa'') and when group D of the Purine Derivative of Formula (IIIa') is the same as group D of the Purine Derivative of Formula (IIIa'').

**[0529]** A Purine Derivative of Formula (IIIa'') is the corresponding opposite enantiomer of a Purine Derivative of Formula (IIIa') when group A of the Purine Derivative of Formula (IIIa'') is the same as group A of the Purine Derivative of Formula (IIIa') and when group D of the Purine Derivative of Formula (IIIa'') is the same as group D of the Purine Derivative of Formula (IIIa').

**[0530]** In one embodiment, the Purine Derivatives of Formula (III) have the formula (IIIa'), depicted above, wherein A, B, C and D are defined above for the Purine Derivatives of Formula (III), and wherein the Purine Derivatives of Formula (IIIa') are substantially free of their corresponding opposite enantiomer.

**[0531]** In another embodiment, the Purine Derivatives of Formula (III) have the formula (IIIa''), depicted above, wherein A, B, C and D are defined above for the Purine Derivatives of Formula (III), and wherein the Purine Derivatives of Formula (IIIa'') are substantially free of their corresponding opposite enantiomer.

**[0532]** In another embodiment, the Purine Derivatives of Formula (III) exist as a mixture of a Purine Derivative of Formula (IIIa') and a Purine Derivative of Formula (IIIa'') wherein the amount of the Purine Derivative of Formula (IIIa') exceeds the amount of the Purine Derivative of Formula (IIIa'').

**[0533]** In a further embodiment, the Purine Derivatives of Formula (III) exist as a mixture of a Purine Derivative of Formula (IIIa') and a Purine Derivative of Formula (IIIa'') wherein the amount of the Purine Derivative of Formula (IIIa'') exceeds the amount of the Purine Derivative of Formula (IIIa').

**[0534]** In another embodiment, the Purine Derivatives of Formula (III) exist as a racemic mixture of a Purine Derivative of Formula (IIIa') and a Purine Derivative of Formula (IIIa'').

**[0535]** A Purine Derivative of Formula (IIIa') is the corresponding other anomer of a Purine Derivative of Formula (III') when group A of the Purine Derivative of Formula (IIIa') is the same as group A of the Purine Derivative of Formula (III') and when group D of the Purine Derivative of Formula (IIIa') is the same as group D of the Purine Derivative of Formula (III').

**[0536]** A Purine Derivative of Formula (III') is the corresponding other anomer of a Purine Derivative of Formula (IIIa') when group A of the Purine Derivative of Formula (III') is the same as group A of the Purine Derivative of Formula (IIIa') and when group D of the Purine Derivative of Formula (III') is the same as group D of the Purine Derivative of Formula (IIIa').

**[0537]** A Purine Derivative of Formula (IIIa'') is the corresponding other anomer of a Purine Derivative of Formula (III'') when group A of the Purine Derivative of Formula (IIIa'') is the same as group A of the Purine Derivative of Formula (III'') and when group D of the Purine Derivative of Formula (IIIa'') is the same as group D of the Purine Derivative of Formula (III'').

**[0538]** A Purine Derivative of Formula (III'') is the corresponding other anomer of a Purine Derivative of Formula (IIIa'') when group A of the Purine Derivative of Formula (III'') is the same as group A of the Purine Derivative of Formula (IIIa'') and when group D of the Purine Derivative of Formula (III'') is the same as group D of the Purine Derivative of Formula (IIIa'').

**[0539]** In one embodiment, the Purine Derivatives of Formula (III) have the formula (IIIa'), depicted above, wherein A, B, C and D are defined above for the Purine Derivatives of Formula (III), and wherein the Purine Derivatives of Formula (IIIa') are substantially free of their corresponding other anomer.

**[0540]** In another embodiment, the Purine Derivatives of Formula (III) have the formula (IIIa''), depicted above, wherein A, B, C and D are defined above for the Purine Derivatives of Formula (III), and wherein the Purine Derivatives of Formula (IIIa'') are substantially free of their corresponding other anomer.

**[0541]** In one embodiment, the Purine Derivatives of Formula (III) have the formula (III'), depicted above, wherein A, B, C and D are defined above for the Purine Derivatives of Formula (III), and wherein the Purine Derivatives of Formula (III') are substantially free of their corresponding other anomer.

[0542] In another embodiment, the Purine Derivatives of Formula (III) have the formula (III"), depicted above, wherein A, B, C and D are defined above for the Purine Derivatives of Formula (III), and wherein the Purine Derivatives of Formula (III") are substantially free of their corresponding other anomer.

[0543] In one embodiment, the Purine Derivatives of Formula (III) exist as a mixture of a Purine Derivative of Formula (III') and a Purine Derivative of Formula (IIIa') wherein the amount of the Purine Derivative of Formula (III') exceeds the amount of the Purine Derivative of Formula (IIIa')

[0544] In another embodiment, the Purine Derivatives of Formula (III) exist as a mixture of a Purine Derivative of Formula (III') and a Purine Derivative of Formula (IIIa') wherein the amount of the Purine Derivative of Formula (IIIa') exceeds the amount of the Purine Derivative of Formula (III').

[0545] In another embodiment, the Purine Derivatives of Formula (IIIa) exist as a equal mixture of a Purine Derivative of Formula (III') and a Purine Derivative of Formula (IIIa').

[0546] In one embodiment, the Purine Derivatives of Formula (IIIa) exist as a mixture of a Purine Derivative of Formula (III") and a Purine Derivative of Formula (IIIa") wherein the amount of the Purine Derivative of Formula (III") exceeds the amount of the Purine Derivative of Formula (IIIa").

[0547] In another embodiment, the Purine Derivatives of Formula (IIIa) exist as a mixture of a Purine Derivative of Formula (III") and a Purine Derivative of Formula (IIIa") wherein the amount of the Purine Derivative of Formula (IIIa") exceeds the amount of the Purine Derivative of Formula (III").

[0548] In another embodiment, the Purine Derivatives of Formula (IIIa) exist as a equal mixture of a Purine Derivative of Formula (III") and a Purine Derivative of Formula (IIIa").

[0549] A first subclass of the Purine Derivatives of Formula (III) is that wherein one occurrence of R<sup>1</sup> is -H.

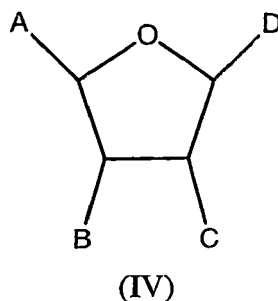
[0550] A second subclass of the Purine Derivatives of Formula (III) is that wherein one occurrence of R<sup>1</sup> is -H and the other occurrence of R<sup>1</sup> is -C<sub>3</sub>-C<sub>8</sub> monocyclic cycloalkyl.

[0551] A third subclass of the Purine Derivatives of Formula (III) is that wherein R<sup>2</sup> is -NH-N=C(R<sup>5</sup>)R<sup>6</sup>.

[0552] A fourth subclass of the Purine Derivatives of Formula (III) is that wherein R<sup>3</sup> is -ONO<sub>2</sub>.

#### 5.2.11 THE PURINE DERIVATIVES OF FORMULA (IV)

[0553] As stated above, the present invention encompasses Purine Derivatives having the Formula (IV):



wherein A, B, C and D are defined above for the Purine Derivatives of Formula (IV), and A and B are *trans* with respect to each other; B and C are *cis* with respect to each other; and C and D are *cis* or *trans* with respect to each other.

[0554] In one embodiment, R<sup>1</sup> is -C<sub>3</sub>-C<sub>8</sub> monocyclic cycloalkyl.

[0555] In another embodiment, R<sup>1</sup> is -C<sub>3</sub>-C<sub>8</sub> monocyclic cycloalkenyl.

[0556] In a specific embodiment, R<sup>1</sup> is cyclopentyl.

[0557] In one embodiment, R<sup>2</sup> is -H.

[0558] In another embodiment, R<sup>2</sup> is -halo.

[0559] In a specific embodiment, R<sup>2</sup> is -Cl.

[0560] In another embodiment, R<sup>2</sup> is -CN.

[0561] In another embodiment, R<sup>2</sup> is -N(R<sup>3</sup>)<sub>2</sub>, -OR<sup>3</sup> or -SR<sup>3</sup>.

[0562] In another embodiment, R<sup>2</sup> is -NHNHC(O)R<sup>3</sup>, -NHNHC(O)OR<sup>3</sup> or -NHNHC(O)NHR<sup>3</sup>. In yet another embodiment, R<sup>2</sup> is -NH-N=C(R<sup>4</sup>)R<sup>5</sup>.

[0563] In a specific embodiment, R<sup>2</sup> is -NH-N=CH-cyclopropyl.

[0564] In one embodiment, C and D are *cis* with respect to each other.

[0565] In another embodiment, C and D are *trans* with respect to each other.

[0566] The present invention also provides compositions comprising an effective amount of a Purine Derivative of Formula (IV) and a physiologically acceptable carrier or vehicle.

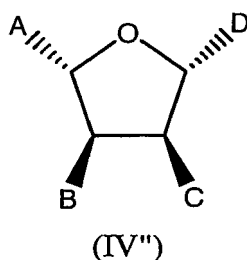
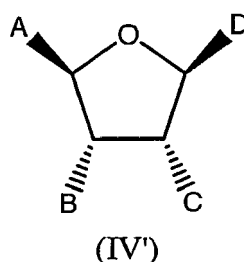
**[0567]** The invention further provides Purine Derivatives of Formula (IV) that are in isolated and purified form.

**[0568]** The invention still further provides uses of effective amounts of Purine Derivatives of Formula (IV) for the preparation of medicaments for treating or preventing a Condition, in an animal in need thereof.

**[0569]** The invention further provides uses of effective amounts of Purine Derivatives of formula (IV) for the preparation of medicaments for reducing an animal's rate of metabolism, in an animal in need thereof.

**[0570]** The invention further provides uses of effective amounts of Purine Derivatives of formula (IV) for the preparation of medicaments protecting an animal's heart against myocardial damage during cardioplegia, in an animal in need thereof.

**[0571]** The Purine Derivatives of Formula (IV) can exist in the form of a single enantiomer, for example, that depicted by either the Formula (IV') or Formula (IV''):



wherein A, B, C and D are defined above for the Purine Derivatives of Formula (IV).

**[0572]** A Purine Derivative of Formula (IV') is the corresponding opposite enantiomer of a Purine Derivative of Formula (IV'') when group A of the Purine Derivative of Formula (IV') is the same as group A of the Purine Derivative of Formula (IV'') and when group D of the Purine Derivative of Formula (IV') is the same as group D of the Purine Derivative of Formula (IV'').

**[0573]** A Purine Derivative of Formula (IV'') is the corresponding opposite enantiomer of a Purine Derivative of Formula (IV') when group A of the Purine Derivatives of Formula (IV'') is the same as group A of the Purine Derivative of Formula (IV') and when group D of the Purine Derivative of Formula (IV'') is the same as group D of the Purine Derivative of Formula (IV').

**[0574]** In one embodiment, the Purine Derivatives of Formula (IV) have the formula (IV'), depicted above, wherein A, B, C and D are defined above for the Purine Derivatives of Formula (IV), and wherein the Purine Derivatives of Formula (IV') are substantially free of their corresponding enantiomer, represented by Formula (IV'').

**[0575]** In another embodiment, the Purine Derivatives of Formula (IV) have the formula (IV''), depicted above, wherein A, B, C and D are defined above for the Purine Derivatives of Formula (IV), and wherein the Purine Derivatives of Formula (IV'') are substantially free of their corresponding enantiomer, represented by Formula (IV').

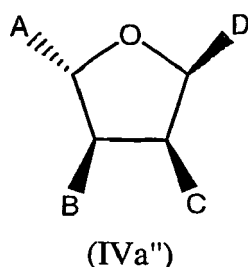
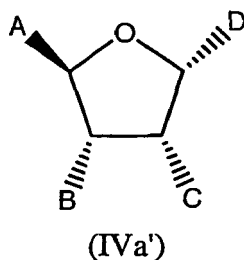
**[0576]** In one embodiment, the Purine Derivatives of Formula (IV) exist as a mixture of a Purine Derivative of Formula (IV') and a Purine Derivative of Formula (IV'') wherein the amount of the Purine Derivative of Formula (IV') exceeds the amount of the Purine Derivative of Formula (IV'').

**[0577]** In another embodiment, the Purine Derivatives of Formula (IV) exist as a mixture of a Purine Derivative of Formula (IV') and a Purine Derivative of Formula (IV'') wherein the amount of the Purine Derivative of Formula (IV'') exceeds the amount of the Purine Derivative of Formula (IV').

**[0578]** In another embodiment, the Purine Derivatives of Formula (IV) exist as a racemic mixture of a Purine Derivative of Formula (IV') and a Purine Derivative of Formula (IV'')

**[0579]** In another embodiment, the Purine Derivatives of Formula (IV) can exist in the form of a single enantiomer, for

example, that depicted by either formula (IVa') or (IVa''):



wherein A, B, C and D are defined above for the Purine Derivatives of Formula (IV).

**[0580]** A Purine Derivative of Formula (IVa') is the corresponding opposite enantiomer of a Purine Derivative of Formula (IVa'') when group A of the Purine Derivative of Formula (IVa') is the same as group A of the Purine Derivative of Formula (IVa'') and when group D of the Purine Derivative of Formula (IVa') is the same as group D of the Purine Derivative of Formula (IVa'').

**[0581]** A Purine Derivative of Formula (IVa'') is the corresponding opposite enantiomer of a Purine Derivative of Formula (IVa') when group A of the Purine Derivative of Formula (IVa'') is the same as group A of the Purine Derivative of Formula (IVa') and when group D of the Purine Derivative of Formula (IVa'') is the same as group D of the Purine Derivative of Formula (IVa').

**[0582]** In one embodiment, the Purine Derivatives of Formula (IV) have the formula (IVa'), depicted above, wherein A, B, C and D are defined above for the Purine Derivatives of Formula (IV), and wherein the Purine Derivatives of Formula (IVa') are substantially free of their corresponding opposite enantiomer.

**[0583]** In another embodiment, the Purine Derivatives of Formula (IV) have the formula (IVa''), depicted above, wherein A, B, C and D are defined above for the Purine Derivatives of Formula (IV), and wherein the Purine Derivatives of Formula (IVa'') are substantially free of their corresponding opposite enantiomer.

**[0584]** In another embodiment, the Purine Derivatives of Formula (IV) exist as a mixture of a Purine Derivative of Formula (IVa') and a Purine Derivative of Formula (IVa'') wherein the amount of the Purine Derivative of Formula (IVa') exceeds the amount of the Purine Derivative of Formula (IVa'').

**[0585]** In a further embodiment, the Purine Derivatives of Formula (IV) exist as a mixture of a Purine Derivative of Formula (IVa') and a Purine Derivative of Formula (IVa'') wherein the amount of the Purine Derivative of Formula (IVa'') exceeds the amount of the Purine Derivative of Formula (IVa').

**[0586]** In another embodiment, the Purine Derivatives of Formula (IV) exist as a racemic mixture of a Purine Derivative of Formula (IVa') and a Purine Derivative of Formula (IVa'').

**[0587]** A Purine Derivative of Formula (IVa') is the corresponding other anomer of a Purine Derivative of Formula (IV') when group A of the Purine Derivative of Formula (IVa') is the same as group A of the Purine Derivative of Formula (IV') and when group D of the Purine Derivative of Formula (IVa') is the same as group D of the Purine Derivative of Formula (IV').

**[0588]** A Purine Derivative of Formula (IV') is the corresponding other anomer of a Purine Derivative of Formula (IVa') when group A of the Purine Derivative of Formula (IV') is the same as group A of the Purine Derivative of Formula (IVa') and when group D of the Purine Derivative of Formula (IV') is the same as group D of the Purine Derivative of Formula (IVa').

**[0589]** A Purine Derivative of Formula (IVa'') is the corresponding other anomer of a Purine Derivative of Formula (IV'') when group A of the Purine Derivative of Formula (IVa'') is the same as group A of the Purine Derivative of Formula (IV'').



(IV'') and when group D of the Purine Derivative of Formula (IVa'') is the same as group D of the Purine Derivative of Formula (IV'').

[0590] A Purine Derivative of Formula (IV'') is the corresponding other anomer of a Purine Derivative of Formula (IVa'') when group A of the Purine Derivative of Formula (IV'') is the same as group A of the Purine Derivative of Formula (IVa'') and when group D of the Purine Derivative of Formula (IV'') is the same as group D of the Purine Derivative of Formula (IVa'').

[0591] In one embodiment, the Purine Derivatives of Formula (IV) have the formula (IVa'), depicted above, wherein A, B, C and D are defined above for the Purine Derivatives of Formula (IV), and wherein the Purine Derivatives of Formula (IVa') are substantially free of their corresponding other anomer.

[0592] In another embodiment, the Purine Derivatives of Formula (IV) have the formula (IVa''), depicted above, wherein A, B, C and D are defined above for the Purine Derivatives of Formula (IV), and wherein the Purine Derivatives of Formula (IVa'') are substantially free of their corresponding other anomer.

[0593] In one embodiment, the Purine Derivatives of Formula (IV) have the formula (IV'), depicted above, wherein A, B, C and D are defined above for the Purine Derivatives of Formula (IV), and wherein the Purine Derivatives of Formula (IV') are substantially free of their corresponding other anomer.

[0594] In another embodiment, the Purine Derivatives of Formula (IV) have the formula (IV''), depicted above, wherein A, B, C and D are defined above for the Purine Derivatives of Formula (IV), and wherein the Purine Derivatives of Formula (IV'') are substantially free of their corresponding other anomer.

[0595] In one embodiment, the Purine Derivatives of Formula (IV) exist as a mixture of a Purine Derivative of Formula (IV') and a Purine Derivative of Formula (IVa') wherein the amount of the Purine Derivative of Formula (IV') exceeds the amount of the Purine Derivative of Formula (IVa').

[0596] In another embodiment, the Purine Derivatives of Formula (IV) exist as a mixture of a Purine Derivative of Formula (IV') and a Purine Derivative of Formula (IVa') wherein the amount of the Purine Derivative of Formula (IVa') exceeds the amount of the Purine Derivative of Formula (IV').

[0597] In another embodiment, the Purine Derivatives of Formula (IVa) exist as a equal mixture of a Purine Derivative of Formula (IV') and a Purine Derivative of Formula (IVa').

[0598] In one embodiment, the Purine Derivatives of Formula (IVa) exist as a mixture of a Purine Derivative of Formula (IV'') and a Purine Derivative of Formula (IVa'') wherein the amount of the Purine Derivative of Formula (IV'') exceeds the amount of the Purine Derivative of Formula (IVa'').

[0599] In another embodiment, the Purine Derivatives of Formula (IVa) exist as a mixture of a Purine Derivative of Formula (IV'') and a Purine Derivative of Formula (IVa'') wherein the amount of the Purine Derivative of Formula (IVa'') exceeds the amount of the Purine Derivative of Formula (IV'').

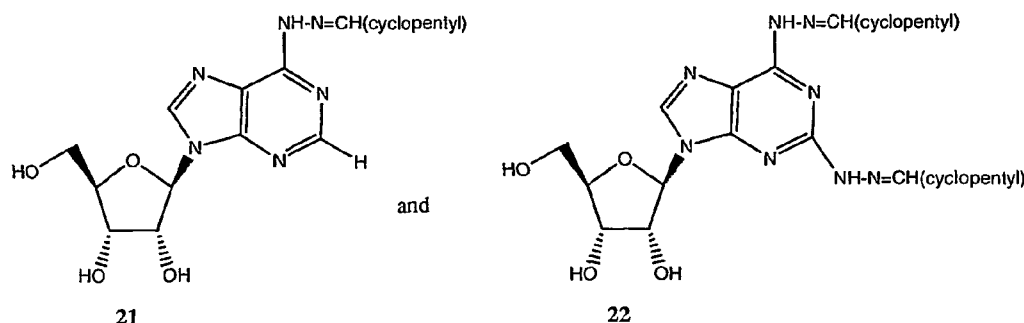
[0600] In another embodiment, the Purine Derivatives of Formula (IVa) exist as a equal mixture of a Purine Derivative of Formula (IV'') and a Purine Derivative of Formula (IVa'').

[0601] A first subclass of the Purine Derivatives of Formula (IV) is that wherein R<sup>1</sup> is -cyclopentyl.

[0602] A second subclass of the Purine Derivatives of Formula (IV) is that wherein R<sup>2</sup> is -H.

[0603] A third subclass of the Purine Derivatives of Formula (IV) is that wherein R<sup>2</sup> is -Cl.

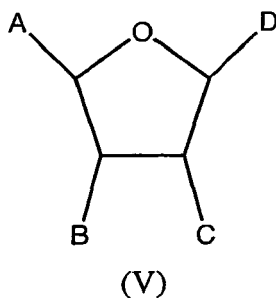
[0604] Illustrative Purine Derivatives of Formula (IV) include the compounds listed below:



and pharmaceutically acceptable salts thereof.

## 5.2.12 THE PURINE DERIVATIVES OF FORMULA (V)

[0605] As stated above, the present invention encompasses Purine Derivatives having the Formula (V):



wherein A, B, C and D are defined above for the Purine Derivatives of Formula (V), and A and B are *trans* with respect to each other; B and C are *cis* with respect to each other; and C and D are *cis* or *trans* with respect to each other.

**[0606]** In one embodiment, R<sup>1</sup> is -C<sub>1</sub>-C<sub>10</sub> alkyl.

**[0607]** In another embodiment, R<sup>1</sup> is -(CH<sub>2</sub>)<sub>m</sub>-(3- to 7-membered monocyclic heterocycle) or -(CH<sub>2</sub>)<sub>m</sub>-(8- to 12-membered bicyclic heterocycle).

**[0608]** In another embodiment, R<sup>1</sup> is -(CH<sub>2</sub>)<sub>m</sub>-(C<sub>8</sub>-C<sub>12</sub> bicyclic cycloalkyl) or -(CH<sub>2</sub>)<sub>n</sub>-(C<sub>8</sub>-C<sub>12</sub> bicyclic cycloalkenyl).

**[0609]** In still another embodiment, R<sup>1</sup> is -(CH<sub>2</sub>)<sub>m</sub>-(C<sub>3</sub>-C<sub>8</sub> monocyclic cycloalkyl) or -(CH<sub>2</sub>)<sub>m</sub>-(C<sub>3</sub>-C<sub>8</sub> monocyclic cycloalkenyl).

**[0610]** In a further embodiment, R<sup>1</sup> is -(CH<sub>2</sub>)<sub>m</sub>-aryl.

**[0611]** In one embodiment, R<sup>1a</sup> is -C<sub>3</sub>-C<sub>8</sub> monocyclic cycloalkyl.

**[0612]** In another embodiment, R<sup>1a</sup> is -C<sub>3</sub>-C<sub>8</sub> monocyclic cycloalkenyl.

**[0613]** In a specific embodiment, R<sup>1a</sup> is cyclopentyl.

**[0614]** In another embodiment, R<sup>1</sup> and R<sup>1a</sup> together with the carbon atom to which they are attached form a -C<sub>3</sub>-C<sub>8</sub> monocyclic cycloalkyl, a -C<sub>3</sub>-C<sub>8</sub> monocyclic cycloalkenyl, a -C<sub>8</sub>-C<sub>12</sub> bicyclic cycloalkyl, or a -C<sub>8</sub>-C<sub>12</sub> bicyclic cycloalkenyl.

**[0615]** In one embodiment, R<sup>2</sup> is -OR<sup>4</sup> or -SR<sup>4</sup>.

**[0616]** In another embodiment, R<sup>2</sup> is -NHNHC(O)R<sup>3</sup>, -NHNHC(O)OR<sup>3</sup> or -NHNHC(O)NHR<sup>3</sup>. In yet another embodiment, R<sup>2</sup> is -NH-N=C(R<sup>5</sup>)R<sup>6</sup>.

**[0617]** In a specific embodiment, R<sup>2</sup> is -NH-N=CH-cyclopropyl.

**[0618]** In one embodiment, C and D are *cis* with respect to each other.

**[0619]** In another embodiment, C and D are *trans* with respect to each other.

**[0620]** The present invention also provides compositions comprising an effective amount of a Purine Derivative of Formula (V) and a physiologically acceptable carrier or vehicle.

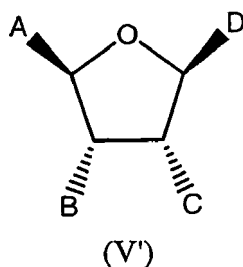
**[0621]** The invention further provides Purine Derivatives of Formula (V) that are in isolated and purified form.

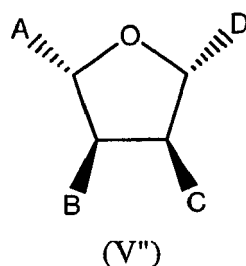
**[0622]** The invention still further provides uses of effective amounts of Purine Derivatives of formula (V) for the preparation of medicaments for treating or preventing a Condition, in an animal in need thereof.

**[0623]** The invention further provides uses of effective amounts of Purine Derivatives of formula (V) for the preparation of medicaments for reducing an animal's rate of metabolism, in an animal in need thereof.

**[0624]** The invention further provides uses of effective amounts of Purine Derivatives of formula (V) for the preparation of medicaments protecting an animal's heart against myocardial damage during cardioplegia, in an animal in need thereof.

**[0625]** The Purine Derivatives of Formula (V) can exist in the form of a single enantiomer, for example, that depicted by either the Formula (V') or Formula (V''):





wherein A, B, C and D are defined above for the Purine Derivatives of Formula (V).

**[0626]** A Purine Derivative of Formula (V') is the corresponding opposite enantiomer of a Purine Derivative of Formula (V'') when group A of the Purine Derivative of Formula (V') is the same as group A of the Purine Derivative of Formula (V'') and when group D of the Purine Derivative of Formula (V') is the same as group D of the Purine Derivative of Formula (V'').

**[0627]** A Purine Derivative of Formula (V'') is the corresponding opposite enantiomer of a Purine Derivative of Formula (V') when group A of the Purine Derivatives of Formula (V'') is the same as group A of the Purine Derivative of Formula (V') and when group D of the Purine Derivative of Formula (V'') is the same as group D of the Purine Derivative of Formula (V').

**[0628]** In one embodiment, the Purine Derivatives of Formula (V) have the formula (V'), depicted above, wherein A, B, C and D are defined above for the Purine Derivatives of Formula (V), and wherein the Purine Derivatives of Formula (V') are substantially free of their corresponding enantiomer, represented by Formula (V'').

**[0629]** In another embodiment, the Purine Derivatives of Formula (V) have the formula (V''), depicted above, wherein A, B, C and D are defined above for the Purine Derivatives of Formula (V), and wherein the Purine Derivatives of Formula (V'') are substantially free of their corresponding enantiomer, represented by Formula (V').

**[0630]** In one embodiment, the Purine Derivatives of Formula (V) exist as a mixture of a Purine Derivative of Formula (V') and a Purine Derivative of Formula (V'')

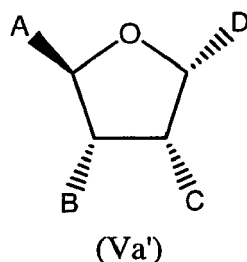
wherein the amount of the Purine Derivative of Formula (V') exceeds the amount of the Purine Derivative of Formula (V'').

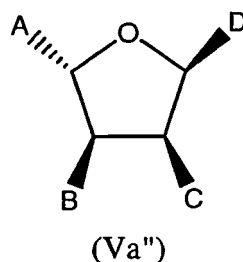
**[0631]** In another embodiment, the Purine Derivatives of Formula (V) exist as a mixture of a Purine Derivative of Formula (V') and a Purine Derivative of Formula (V'')

wherein the amount of the Purine Derivative of Formula (V'') exceeds the amount of the Purine Derivative of Formula (V').

**[0632]** In another embodiment, the Purine Derivatives of Formula (V) exist as a racemic mixture of a Purine Derivative of Formula (V') and a Purine Derivatives of Formula (V'')

**[0633]** In another embodiment, the Purine Derivatives of Formula (V) can exist in the form of a single enantiomer, for example, that depicted by either formula (Va') or (Va''):





wherein A, B, C and D are defined above for the Purine Derivatives of Formula (V).

**[0634]** A Purine Derivative of Formula (Va') is the corresponding opposite enantiomer of a Purine Derivative of Formula (Va'') when group A of the Purine Derivative of Formula (Va') is the same as group A of the Purine Derivative of Formula (Va'') and when group D of the Purine Derivative of Formula (Va') is the same as group D of the Purine Derivative of Formula (Va'').

**[0635]** A Purine Derivative of Formula (Va'') is the corresponding opposite enantiomer of a Purine Derivative of Formula (Va') when group A of the Purine Derivative of Formula (Va'') is the same as group A of the Purine Derivative of Formula (Va') and when group D of the Purine Derivative of Formula (Va'') is the same as group D of the Purine Derivative of Formula (Va').

**[0636]** In one embodiment, the Purine Derivatives of Formula (V) have the formula (Va'), depicted above, wherein A, B, C and D are defined above for the Purine Derivatives of Formula (V), and wherein the Purine Derivatives of Formula (Va') are substantially free of their corresponding opposite enantiomer.

**[0637]** In another embodiment, the Purine Derivatives of Formula (V) have the formula (Va''), depicted above, wherein A, B, C and D are defined above for the Purine Derivatives of Formula (V), and wherein the Purine Derivatives of Formula (Va'') are substantially free of their corresponding opposite enantiomer.

**[0638]** In another embodiment, the Purine Derivatives of Formula (V) exist as a mixture of a Purine Derivative of Formula (Va') and a Purine Derivative of Formula (Va'') wherein the amount of the Purine Derivative of Formula (Va') exceeds the amount of the Purine Derivative of Formula (Va'').

**[0639]** In a further embodiment, the Purine Derivatives of Formula (V) exist as a mixture of a Purine Derivative of Formula (Va') and a Purine Derivative of Formula (Va'') wherein the amount of the Purine Derivative of Formula (Va'') exceeds the amount of the Purine Derivative of Formula (Va').

**[0640]** In another embodiment, the Purine Derivatives of Formula (V) exist as a racemic mixture of a Purine Derivative of Formula (Va') and a Purine Derivative of Formula (Va'').

**[0641]** A Purine Derivative of Formula (Va') is the corresponding other anomer of a Purine Derivative of Formula (V') when group A of the Purine Derivative of Formula (Va') is the same as group A of the Purine Derivative of Formula (V') and when group D of the Purine Derivative of Formula (Va') is the same as group D of the Purine Derivative of Formula (V').

**[0642]** A Purine Derivative of Formula (V') is the corresponding other anomer of a Purine Derivative of Formula (Va') when group A of the Purine Derivative of Formula (V') is the same as group A of the Purine Derivative of Formula (Va') and when group D of the Purine Derivative of Formula (V') is the same as group D of the Purine Derivative of Formula (Va').

**[0643]** A Purine Derivative of Formula (Va'') is the corresponding other anomer of a Purine Derivative of Formula (V'') when group A of the Purine Derivative of Formula (Va'') is the same as group A of the Purine Derivative of Formula (V'') and when group D of the Purine Derivative of Formula (Va'') is the same as group D of the Purine Derivative of Formula (V'').

**[0644]** A Purine Derivative of Formula (V'') is the corresponding other anomer of a Purine Derivative of Formula (Va'') when group A of the Purine Derivative of Formula (V'') is the same as group A of the Purine Derivative of Formula (Va'') and when group D of the Purine Derivative of Formula (V'') is the same as group D of the Purine Derivative of Formula (Va'').

**[0645]** In one embodiment, the Purine Derivatives of Formula (V) have the formula (Va'), depicted above, wherein A, B, C and D are defined above for the Purine Derivatives of Formula (V), and wherein the Purine Derivatives of Formula (Va') are substantially free of their corresponding other anomer.

**[0646]** In another embodiment, the Purine Derivatives of Formula (V) have the formula (Va''), depicted above, wherein A, B, C and D are defined above for the Purine Derivatives of Formula (V), and wherein the Purine Derivatives of Formula (Va'') are substantially free of their corresponding other anomer.

**[0647]** In one embodiment, the Purine Derivatives of Formula (V) have the formula (V'), depicted above, wherein A, B, C and D are defined above for the Purine Derivatives of Formula (V), and wherein the Purine Derivatives of Formula (V') are substantially free of their corresponding other anomer.

**[0648]** In another embodiment, the Purine Derivatives of Formula (V) have the formula (V''), depicted above, wherein A, B, C and D are defined above for the Purine Derivatives of Formula (V), and wherein the Purine Derivatives of Formula (V'') are substantially free of their corresponding other anomer.

[0649] In one embodiment, the Purine Derivatives of Formula (V) exist as a mixture of a Purine Derivative of Formula (V') and a Purine Derivative of Formula (Va')

wherein the amount of the Purine Derivative of Formula (V') exceeds the amount of the Purine Derivative of Formula (Va')

[0650] In another embodiment, the Purine Derivatives of Formula (V) exist as a mixture of a Purine Derivative of Formula (V') and a Purine Derivative of Formula (Va')

wherein the amount of the Purine Derivative of Formula (Va') exceeds the amount of the Purine Derivative of Formula (V').

[0651] In another embodiment, the Purine Derivatives of Formula (Va) exist as a equal mixture of a Purine Derivative of Formula (V') and a Purine Derivative of Formula (Va').

[0652] In one embodiment, the Purine Derivatives of Formula (Va) exist as a mixture of a Purine Derivative of Formula (V'') and a Purine Derivative of Formula (Va'') wherein the amount of the Purine Derivative of Formula (V'') exceeds the amount of the Purine Derivative of Formula (Va'').

[0653] In another embodiment, the Purine Derivatives of Formula (Va) exist as a mixture of a Purine Derivative of Formula (V'') and a Purine Derivative of Formula (Va'') wherein the amount of the Purine Derivative of Formula (Va'') exceeds the amount of the Purine Derivative of Formula (V'').

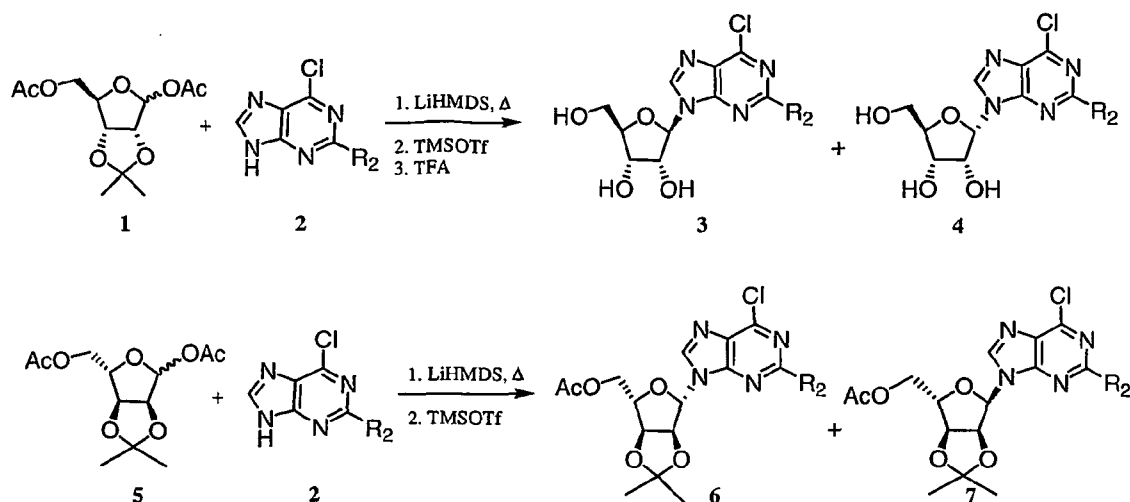
[0654] In another embodiment, the Purine Derivatives of Formula (Va) exist as a equal mixture of a Purine Derivative of Formula (V'') and a Purine Derivative of Formula (Va'').

### 5.3 METHODS FOR MAKING THE PURINE DERIVATIVES

[0655] The Purine Derivatives can be made according to published methods (see Cristalli et al., J. Med. Chem. 35: 2363-2369, 1992; Cristalli et al., J. Med. Chem. 37:1720-1726, 1994; Cristalli et al, J. Med. Chem. 38:1462-1472, 1995; and Camaioni et al., Bioorg. Med. Chem. 5:2267-2275, 1997), or by using the synthetic procedures outlined below in Schemes 1-12.

[0656] Scheme 1 shows methods for making nucleoside intermediates that are useful for making the Purine Derivatives of Formulas (Ia), (Ib), (Ic), (Id), (Ie), (If), (Ig), (Ih), (II), (III), (IV) and (V).

Scheme 1

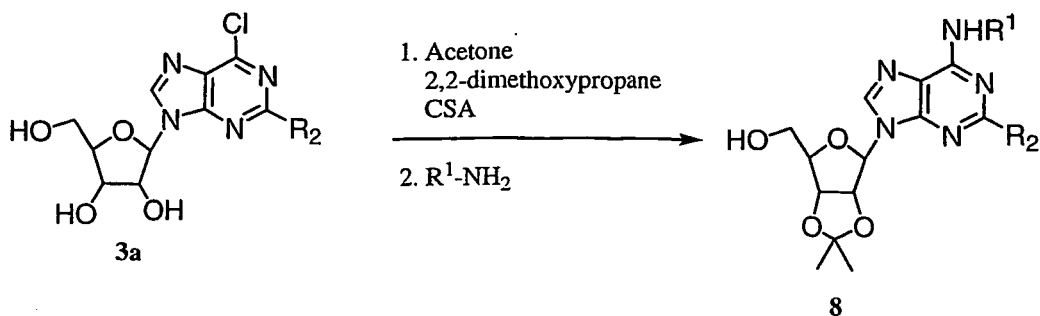


wherein R<sub>2</sub> is as defined above for the Purine Derivatives of Formulas (Ia), (Ib), (Ic), (Id), (Ie), (If), (Ig), (Ih), (II), (III), (IV) and (V).

[0657] The protected ribose compound of Formula 1 can be coupled with a purine compound of Formula 2 using lithium hexamethyldisilazide and trimethylsilyl triflate, followed by acetonide removal using trifluoroacetic acid to provide nucleoside intermediates of Formula 3 and their corresponding other anomers of Formula 4. Similarly, the ribose diacetate of Formula 5 can be coupled with a compound of Formula 2 using lithium hexamethyldisilazide and trimethylsilyl triflate to provide acetonide-protected nucleoside intermediates of Formula 6 and their corresponding other anomers of Formula 7.

**[0658]** Scheme 2 shows a method useful for making the adenosine intermediates of Formula 8 which are useful for making the Purine Derivatives of Formulas (Ia), (Ib), (Ic), (Id) and (Ie).

Scheme 2

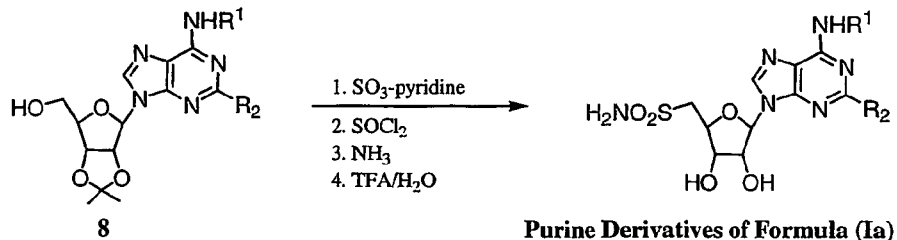


where  $R^1$  and  $R^2$  are defined above herein for the Purine Derivatives.

**[0659]** The 6-chloroadenosine derivative of formula **3a** is converted to its 2',3'-acetonide using acetone and 2,2-dimethoxypropane in the presence of camphorsulfonic acid. The acetonide can be further derivatized using an amine of formula  $R^1-NH_2$  in the presence of base to provide compounds of formula **8**.

**[0660]** Scheme 3 shows a method useful for making the Purine Derivatives of Formula (Ia)

Scheme 3

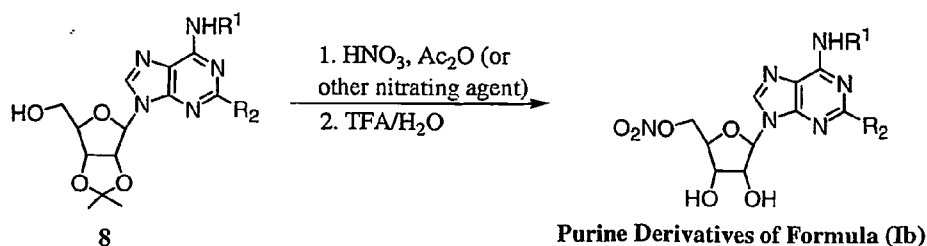


where  $R^1$  and  $R^2$  are defined above herein for the Purine Derivatives of Formula (Ia).

**[0661]** The adenosine intermediates of formula **8** can be converted to their 5'-sulfonic acid analogs, which can then be chlorinated using thionyl chloride to provide the corresponding 5'-chlorosulfonate intermediates. The chlorosulfonate intermediates can then be reacted with ammonia to provide the corresponding 5'-sulfonamide intermediates. Acetonide removal using TFA/water provides the Purine Derivatives of Formula (Ia).

**[0662]** Methodology useful for making Purine Derivatives of Formula (Ib) is described in Scheme 4.

Scheme 4

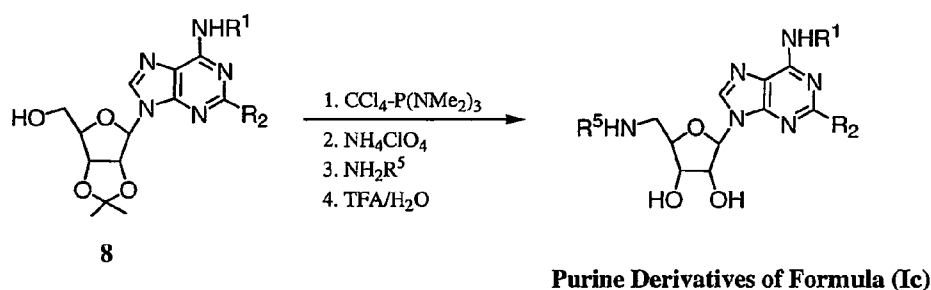


where  $R^1$  and  $R^2$  are defined above herein for the Purine Derivatives of Formula (Ib).

[0663] The Adenosine intermediates of formula 8 can be converted to their 5'-nitrate analogs using nitric acid in the presence of acetic anhydride, or other nitrating agents, such as  $\text{MsCl}/\text{ONO}_3$  or nitrosonium tetrafluoroborate. Acetonide removal using TFA/water provides Purine Derivatives of Formula (Ib).

[0664] Methodology useful for making the Purine Derivatives of Formula (Ic) is outlined below in Scheme 5.

Scheme 5

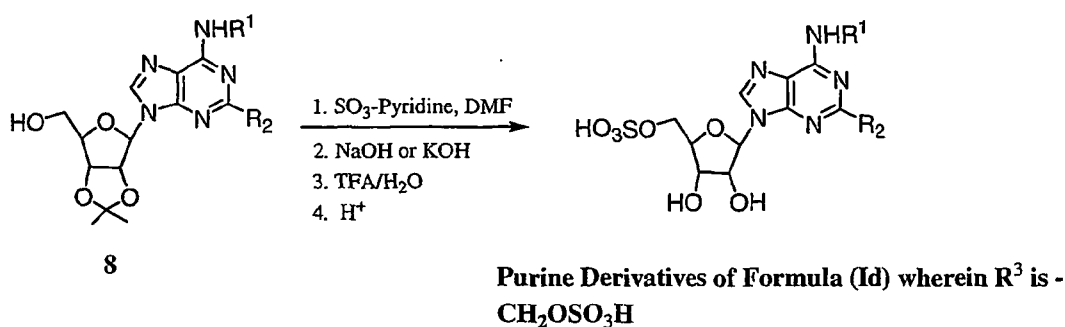


where  $R^1$ ,  $R^2$  and  $R^5$  are defined above herein for the Purine Derivatives of Formula (Ic).

[0665] The adenosine intermediates of formula 8 can be converted to their 5'-alkoxyphosphonium perchlorate analogs using  $\text{CCl}_4\text{-P}(\text{NMe}_2)_3$ , then treating the product of this reaction with ammonium perchlorate. The intermediate 5'-alkoxyphosphonium perchlorates can subsequently be reacted with an amine of formula  $\text{NH}_2\text{R}^5$  to provide the 5'-amino analogs. Acetonide removal using TFA/water provides the Purine Derivatives of Formula (Ic).

[0666] Methodology useful for making the Purine Derivatives of Formula (Id) wherein  $R^3$  is  $-\text{CH}_2\text{OSO}_3\text{H}$  is outlined in Scheme 6.

Scheme 6



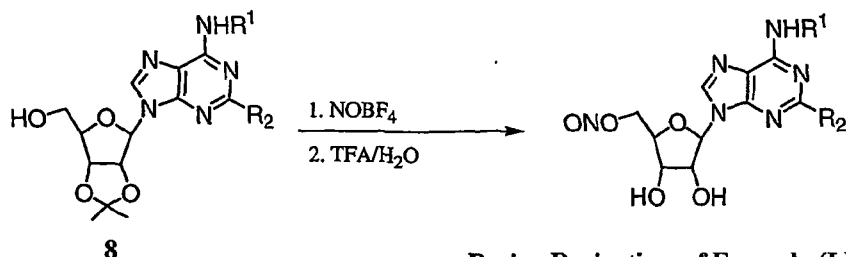
where  $R^1$  and  $R^2$  are defined above herein for the Purine Derivatives of Formula (Id).

[0667] The adenosine intermediates of formula 8 can be treated with sulfur trioxide-pyridine complex to provide the corresponding 5'-sulfonic acid pyridine salt intermediate. The pyridine salt intermediate can then be neutralized using

NaOH or KOH, followed by acetonide removal using TFA/water to provide the corresponding sodium or potassium salt, respectively, of the Purine Derivatives of Formula (Id) wherein  $R^3$  is  $-\text{CH}_2\text{OSO}_3\text{H}$ . Treatment of the sodium or potassium salt with strong aqueous acid, such as sulfuric or hydrochloric acid, provides the Purine Derivatives of Formula (Id) wherein  $R^3$  is  $-\text{CH}_2\text{OSO}_3\text{H}$ .

**[0668]** Methodology useful for making the Purine Derivatives of Formula (Id) wherein  $R^3$  is  $-\text{ONO}$  is outlined in Scheme 7.

### Scheme 7



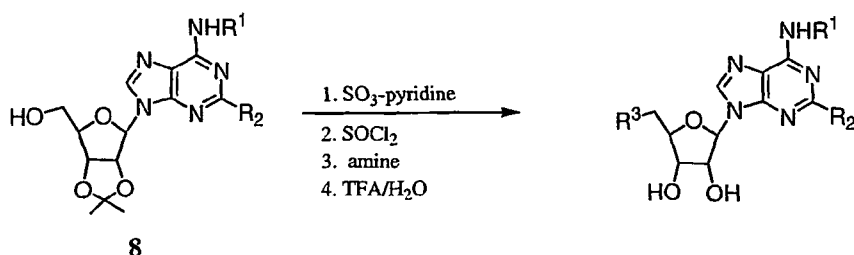
**Purine Derivatives of Formula (Id) wherein  $R^3$  is  $-\text{CH}_2\text{ONO}$**

where  $R^1$  and  $R^2$  are defined above herein for the Purine Derivatives of Formula (Id).

**[0669]** The adenosine intermediates of formula **8** can be treated with nitrosonium fluoroborate complex to provide the corresponding nitrosooxy intermediates. Acetonide removal using TFA/water provides the Purine Derivatives of Formula (Id) wherein  $R^3$  is  $-\text{CH}_2\text{ONO}$ .

**[0670]** Methodology useful for making the Purine Derivatives of Formula (Ie) wherein  $R^3$  is  $-\text{OSO}_2\text{NH}(\text{C}_1\text{-C}_{10} \text{ alkyl})$ ,  $-\text{OSO}_2\text{N}(\text{C}_1\text{-C}_{10} \text{ alkyl})_2$ , or  $-\text{OSO}_2\text{NH-aryl}$ , is outlined in Scheme 8.

### Scheme 8



**Purine Derivatives of Formula (Ie)**

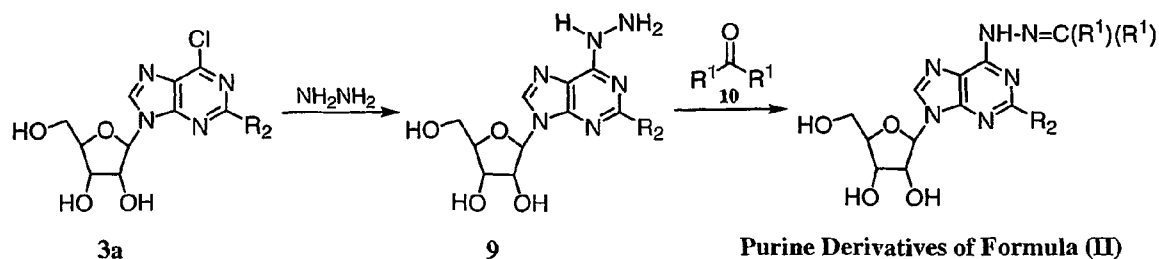
where  $R^1$  and  $R^2$  are defined above herein for the Purine Derivatives of Formula (Ie).

**[0671]** The adenosine intermediates of formula **8** can be reacted with sulfur trioxide-pyridine complex to provide the corresponding 5'-sulfonic acid intermediates, which can subsequently be treated with thionyl chloride to provide the intermediate 5'-chlorosulfonate intermediates. The chlorosulfonate intermediates can then be reacted with an amine of formula  $\text{H}_2\text{N}(\text{C}_1\text{-C}_{10} \text{ alkyl})$ ,  $\text{HN}(\text{C}_1\text{-C}_{10} \text{ alkyl})_2$  or  $\text{H}_2\text{N-aryl}$  to provide the corresponding 5'-sulfonamide intermediates. Acetonide removal using TFA/water provides the Purine Derivatives of Formula (Ie) wherein  $R^3$  is  $-\text{OSO}_2\text{NH}(\text{C}_1\text{-C}_{10} \text{ alkyl})$ ,  $-\text{OSO}_2\text{N}(\text{C}_1\text{-C}_{10} \text{ alkyl})_2$ , or  $-\text{OSO}_2\text{NH-aryl}$ .

**[0672]** Methodology useful for making the Purine Derivatives of Formulas (II) is outlined in Scheme 9.

### Scheme 9



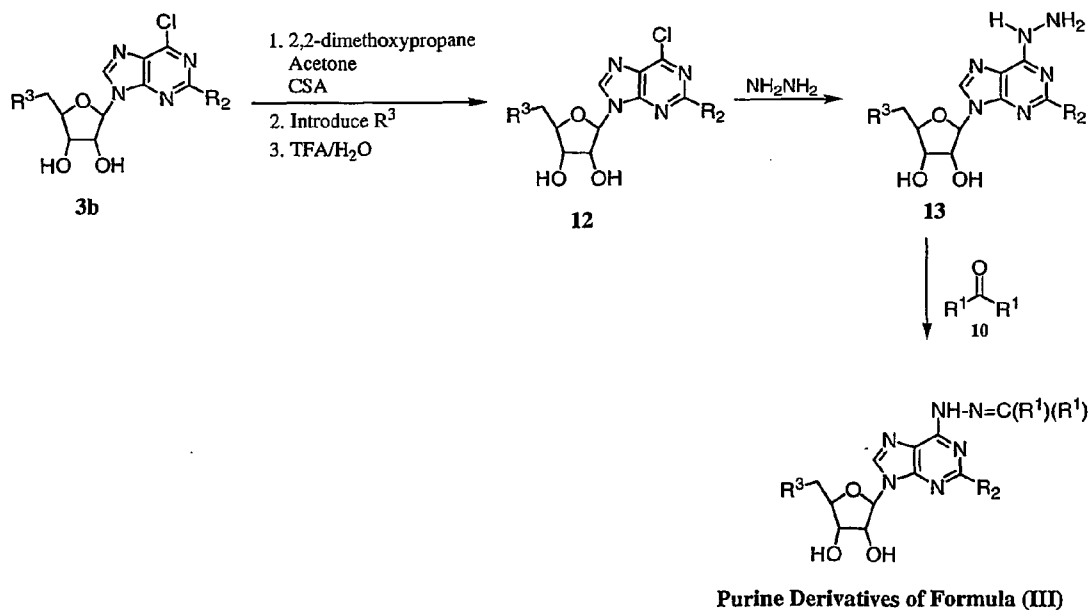


where  $R^1$  and  $R^2$  are defined above herein for the Purine Derivatives of Formula (II).

**[0673]** The 6-chloroadenosine derivatives of Formula **3a** can be converted to their 6-hydrazine derivatives of Formula **9** upon reacting with hydrazine. Compounds of Formula **9** can then be treated with a carbonyl compound of formula **10** to provide the Purine Derivatives of Formula (II).

**[0674]** Methodology useful for making the Purine Derivatives of Formula (III) is outlined in Scheme 10.

### Scheme 10

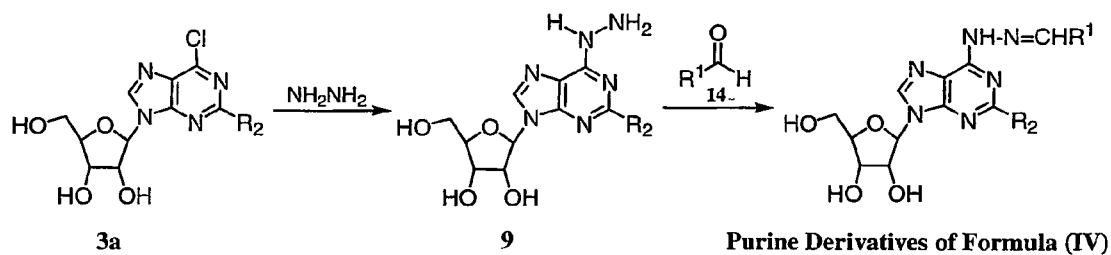


where  $R^1$ ,  $R^2$  and  $R^3$  are defined above herein for the Purine Derivatives of Formula (III).

**[0675]** The compounds of Formula **3b** can be protected as their 2',3'-acetonide derivatives and their 5'-OH group can be converted to an  $R^3$  group using methodology well known to one skilled in the art of organic synthesis. Subsequent removal of the acetonide unit using TFA affords the 6-chloroadenosine compounds of formula **12** which can be converted to their 6-hydrazino derivatives of formula **13** using hydrazine. The hydrazino compounds of formula **13** can then be treated with a carbonyl compound of formula **10** to provide the Purine Derivatives of Formula (III).

**[0676]** Methodology useful for making the Purine Derivatives of Formula (IV) is outlined in Scheme 11.

Scheme 11

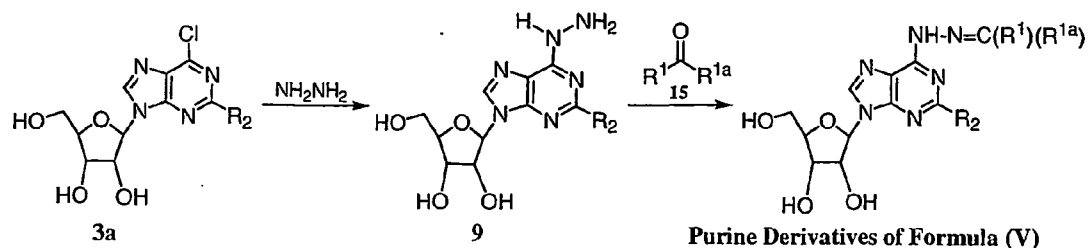


where  $R^1$  and  $R^2$  are defined above herein for the Purine Derivatives of Formula (IV).

**[0677]** The 6-chloroadenosine derivatives of Formula **3a** can be converted to their 6-hydrazine derivatives of Formula **9** upon reacting with hydrazine. Compounds of Formula **9** can then be treated with an aldehyde of formula **14** to provide the Purine Derivatives of Formula (IV).

**[0678]** Methodology useful for making the Purine Derivatives of Formula (V) is outlined in Scheme 12.

Scheme 12

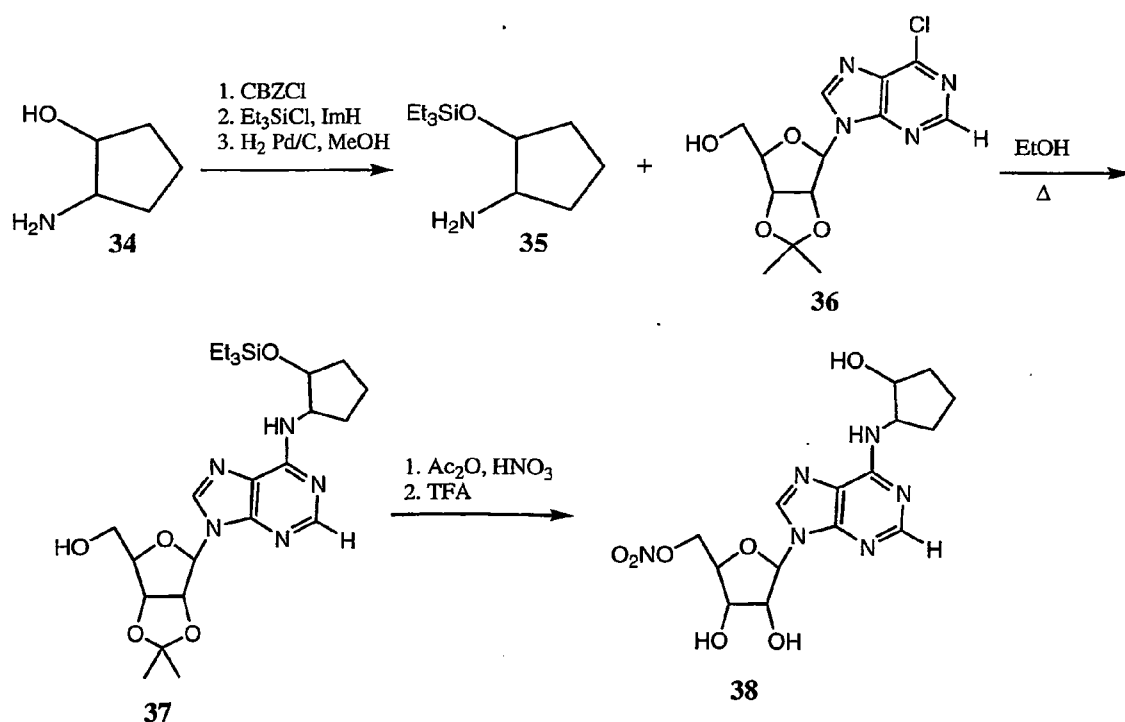


where  $R^1$ ,  $R^{1a}$  and  $R^2$  are defined above herein for the Purine Derivatives of Formula (V).

**[0679]** The 6-chloroadenosine derivatives of Formula **3a** can be converted to their 6-hydrazine derivatives of Formula **9** upon reacting with hydrazine. Compounds of Formula **9** can then be treated with a carbonyl compound of formula **15** to provide the Purine Derivatives of Formula (V).

**[0680]** Methodology useful for making the Purine Derivatives of Formula (Ih), wherein  $R^1$  is cyclopent-1-ol-2-yl is outlined in Scheme 13.

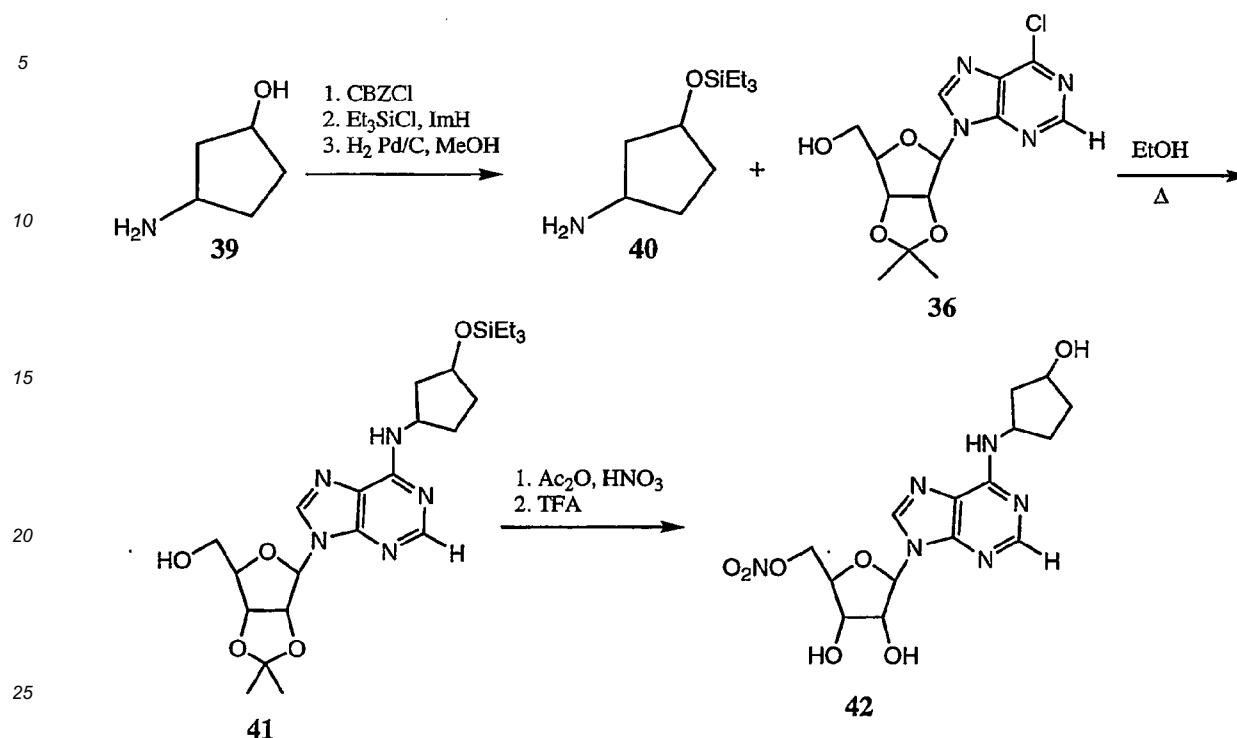
Scheme 13



**[0681]** 2-Aminocyclopentanol (**34**) is reacted with carbobenzyloxy chloride (CBZCl) to protect the amino functionality as its carbobenzyloxy derivative. The OH group of the carbobenzyloxy derivative is then converted to its corresponding triethylsilyl ether using triethylsilyl chloride in the presence of imidazole. The carbobenzyloxy protecting group is then removed via catalytic hydrogenation to provide amine compound **35**. Compound **35** is coupled with compound **36** in refluxing ethanol to provide compound **37**, which is subsequently nitrated using acetic anhydride/nitric acid and then reacted with trifluoroacetic acid to remove the acetonide group and provide compound **38**.

**[0682]** Methodology useful for making the Purine Derivatives of Formula (Ih), wherein R<sup>1</sup> is cyclopent-1-ol-3-yl is outlined in Scheme 14.

Scheme 14



[0683] 3-Aminocyclopentanol (39) is reacted with CBZCl to protect the amino functionality as its carbobenzyloxy derivative. The OH group of the carbobenzyloxy derivative is then converted to its corresponding triethylsilyl ether using triethylsilyl chloride in the presence of imidazole. The carbobenzyloxy protecting group is then removed via catalytic hydrogenation to provide amine compound 40. Compound 40 is coupled with compound 36 in refluxing ethanol to provide compound 41, which is subsequently nitrated using acetic anhydride/nitric acid and then reacted with trifluoroacetic acid to remove the acetone group and provide compound 42.

#### 5.4 THERAPEUTIC/PROPHYLACTIC ADMINISTRATION

##### AND COMPOSITIONS OF THE INVENTION

[0684] Due to their activity, the Purine Derivatives are advantageously useful in veterinary and human medicine. As described above, the Purine Derivatives are useful for: (i) treating or preventing a Condition in an animal in need thereof; (ii) reducing an animal's rate of metabolism; or (iii) protecting an animal's heart against myocardial damage during cardioplegia.

[0685] When administered to an animal, the Purine Derivatives can be administered as a component of a composition that comprises a physiologically acceptable carrier or vehicle. The present compositions, which comprise a Purine Derivative, can be administered orally. The Purine Derivatives can also be administered by any other convenient route, for example, by infusion or bolus injection, by absorption through epithelial or mucocutaneous linings (e.g., oral, rectal, or intestinal mucosa) and can be administered together with another biologically active agent. Administration can be systemic or local. Various known delivery systems, including encapsulation in liposomes, microparticles, microcapsules, and capsules, can be used.

[0686] Methods of administration include, but are not limited to, intradermal, intramuscular, intraperitoneal, intravenous, subcutaneous, intranasal, epidural, oral, sublingual, intracerebral, intravaginal, transdermal, rectal, by inhalation, or topical, particularly to the ears, nose, eyes, or skin. In some instances, administration will result in the release of the Purine Derivatives into the bloodstream. The mode of administration can be left to the discretion of the practitioner.

[0687] In one embodiment, the Purine Derivatives are administered orally.

[0688] In another embodiment, the Purine Derivatives are administered intravenously.

[0689] In another embodiment, when the Purine Derivatives are used to reduce an animal's rate of metabolism, the Purine Derivatives can be administered by continuous intravenous infusion.

**[0690]** In other embodiments, it can be desirable to administer the Purine Derivatives locally. This can be achieved, for example, and not by way of limitation, by local infusion during surgery, topical application, e.g., in conjunction with a wound dressing after surgery, by injection, by means of a catheter, by means of a suppository or enema, or by means of an implant, said implant being of a porous, non-porous, or gelatinous material, including membranes, such as sialastic membranes, or fibers.

**[0691]** In certain embodiments, it can be desirable to introduce the Purine Derivatives into the central nervous system, circulatory system or gastrointestinal tract by any suitable route, including intraventricular, intrathecal injection, paraspinal injection, epidural injection, enema, and by injection adjacent to a peripheral nerve. Intraventricular injection can be facilitated by an intraventricular catheter, for example, attached to a reservoir, such as an Ommaya reservoir.

**[0692]** Pulmonary administration can also be employed, e.g., by use of an inhaler or nebulizer, and formulation with an aerosolizing agent, or via perfusion in a fluorocarbon or synthetic pulmonary surfactant. In certain embodiments, the Purine Derivatives can be formulated as a suppository, with traditional binders and excipients such as triglycerides.

**[0693]** In another embodiment the Purine Derivatives can be delivered in a vesicle, in particular a liposome (see Langer, Science 249:1527-1533 (1990) and Treat or prevent et al., Liposomes in the Therapy of Infectious Disease and Cancer 317-327 and 353-365 (1989)).

**[0694]** In yet another embodiment the Purine Derivatives can be delivered in a controlled-release system or sustained-release system (see, e.g., Goodson, in Medical Applications of Controlled Release, supra; vol. 2, pp. 115-138 (1984)). Other controlled or sustained-release systems discussed in the review by Langer, Science 249:1527-1533 (1990) can be used. In one embodiment a pump can be used (Langer, Science 249:1527-1533 (1990); Sefton, CRC Crit. Ref. Biomed. Eng. 14:201 (1987); Buchwald et al., Surgery 88:507 (1980); and Saudek et al., N. Engl. J Med. 321:574 (1989)). In another embodiment polymeric materials can be used (see Medical Applications of Controlled Release (Langer and Wise eds., 1974); Controlled Drug Bioavailability, Drug Product Design and Performance (Smolen and Ball eds., 1984); Ranger and Peppas, J. Macromol. Sci. Rev. Macromol. Chem. 2:61 (1983); Levy et al., Science 228:190 (1935); During et al., Ann. Neural. 25:351 (1989); and Howard et al., J. Neurosurg. 71:105 (1989)).

**[0695]** In yet another embodiment a controlled- or sustained-release system can be placed in proximity of a target of the Purine Derivatives, e.g., the spinal column, brain, colon, skin, heart, lung, or gastrointestinal tract, thus requiring only a fraction of the systemic dose.

**[0696]** The present compositions can optionally comprise a suitable amount of a physiologically acceptable excipient.

**[0697]** Such physiologically acceptable excipients can be liquids, such as water and oils, including those of petroleum, animal, vegetable, or synthetic origin, such as peanut oil, soybean oil, mineral oil, sesame oil and the like. The physiologically acceptable excipients can be saline, gum acacia, gelatin, starch paste, talc, keratin, colloidal silica, urea and the like. In addition, auxiliary, stabilizing, thickening, lubricating, and coloring agents can be used. In one embodiment the physiologically acceptable excipients are sterile when administered to an animal. Water can be a particularly useful excipient when the Purine Derivative is administered intravenously. Saline solutions and aqueous dextrose and glycerol solutions can also be employed as liquid excipients, particularly for injectable solutions. Suitable physiologically acceptable excipients also include starch, glucose, lactose, sucrose, gelatin, malt, rice, flour, chalk, silica gel, sodium stearate, glycerol monostearate, talc, sodium chloride, dried skim milk, glycerol, propylene, glycol, water, ethanol and the like. The present compositions, if desired, can also contain minor amounts of wetting or emulsifying agents, or pH buffering agents.

**[0698]** The present compositions can take the form of solutions, suspensions, emulsion, tablets, pills, pellets, capsules, capsules containing liquids, powders, sustained-release formulations, suppositories, emulsions, aerosols, sprays, suspensions, or any other form suitable for use. In one embodiment the composition is in the form of a capsule. Other examples of suitable physiologically acceptable excipients are described in Remington's Pharmaceutical Sciences 1447-1676 (Alfonso R. Gennaro eds., 19th ed. 1995).

**[0699]** In one embodiment the Purine Derivatives are formulated in accordance with routine procedures as a composition adapted for oral administration to human beings. Compositions for oral delivery can be in the form of tablets, lozenges, aqueous or oily suspensions, granules, powders, emulsions, capsules, syrups, or elixirs for example. Orally administered compositions can contain one or more agents, for example, sweetening agents such as fructose, aspartame or saccharin; flavoring agents such as peppermint, oil of wintergreen, or cherry; coloring agents; and preserving agents, to provide a pharmaceutically palatable preparation. Moreover, where in tablet or pill form, the compositions can be coated to delay disintegration and absorption in the gastrointestinal tract thereby providing a sustained action over an extended period of time. Selectively permeable membranes surrounding an osmotically active driving a Purine Derivative are also suitable for orally administered compositions. In these latter platforms, fluid from the environment surrounding the capsule can be imbibed by the driving compound, which swells to displace the agent or agent composition through an aperture. These delivery platforms can provide an essentially zero order delivery profile as opposed to the spiked profiles of immediate release formulations. A time-delay material such as glycerol monostearate or glycerol stearate can also be used. Oral compositions can include standard excipients such as mannitol, lactose, starch, magnesium stearate, sodium saccharin, cellulose, and magnesium carbonate. In one embodiment the excipients are of pharmaceu-

tical grade.

**[0700]** In another embodiment the Purine Derivatives can be formulated for intravenous administration. Typically, compositions for intravenous administration comprise sterile isotonic aqueous buffer. Where necessary, the compositions can also include a solubilizing agent. Compositions for intravenous administration can optionally include a local anesthetic such as lignocaine to lessen pain at the site of the injection. The compositions' components can be supplied either separately or mixed together in unit dosage form, for example, as a dry lyophilized powder or water-free concentrate in a hermetically sealed container such as an ampule or sachette indicating the quantity of Purine Derivative. Where the Purine Derivatives are to be administered by infusion, they can be dispensed, for example, with an infusion bottle containing sterile pharmaceutical grade water or saline. Where the Purine Derivatives are administered by injection, an ampule of sterile water for injection or saline can be provided so that the ingredients can be mixed prior to administration.

**[0701]** The Purine Derivatives can be administered by controlled-release or sustained-release means or by delivery devices that are well known to those of ordinary skill in the art. Such dosage forms can be used to provide controlled- or sustained-release of one or more active ingredients using, for example, hydropropylmethyl cellulose, other polymer matrices, gels, permeable membranes, osmotic systems, multilayer coatings, microparticles, liposomes, microspheres, or a combination thereof to provide the desired release profile in varying proportions. Suitable controlled- or sustained-release formulations known to those skilled in the art, including those described herein, can be readily selected for use with the active ingredients of the invention. The invention thus encompasses single unit dosage forms suitable for oral administration such as, but not limited to, tablets, capsules, gelcaps, and caplets that are adapted for controlled- or sustained-release.

**[0702]** In one embodiment a controlled- or sustained-release composition comprises a minimal amount of a Purine Derivative to treat or prevent the Condition in a minimal amount of time. Advantages of controlled- or sustained-release compositions include extended activity of the drug, reduced dosage frequency, and increased patient compliance. In addition, controlled- or sustained-release compositions can favorably affect the time of onset of action or other characteristics, such as blood levels of the Purine Derivative, and can thus reduce the occurrence of adverse side effects.

**[0703]** Controlled- or sustained-release compositions can initially release an amount of a Purine Derivative that promptly produces the desired therapeutic or prophylactic effect, and gradually and continually release other amounts of the Purine Derivative to maintain this level of therapeutic or prophylactic effect over an extended period of time. To maintain a constant level of the Purine Derivative in the body, the Purine Derivative can be released from the dosage form at a rate that will replace the amount of Purine Derivative being metabolized and excreted from the body. Controlled- or sustained-release of an active ingredient can be stimulated by various conditions, including but not limited to, changes in pH, changes in temperature, concentration or availability of enzymes, concentration or availability of water, or other physiological conditions or compounds.

**[0704]** The amount of the Purine Derivative that is effective for use in treating or preventing a Condition, reducing an animal's rate of metabolism, or protecting an animal's heart against myocardial damage during cardioplegia, can be determined by standard clinical techniques. In addition, *in vitro* or *in vivo* assays can optionally be employed to help identify optimal dosage ranges. The precise dose to be employed can also depend on the route of administration, and the seriousness of the condition being treated and can be decided according to the judgment of a health-care practitioner. Suitable effective dosage amounts, however, range from about 10 micrograms to about 5 grams about every 4 h, although they are typically about 500 mg or less per every 4 hours. In one embodiment the effective dosage is about 0.01 mg, 0.5 mg, about 1 mg, about 50 mg, about 100 mg, about 200 mg, about 300 mg, about 400 mg, about 500 mg, about 600 mg, about 700 mg, about 800 mg, about 900 mg, about 1 g, about 1.2 g, about 1.4 g, about 1.6 g, about 1.8 g, about 2.0 g, about 2.2 g, about 2.4 g, about 2.6 g, about 2.8 g, about 3.0 g, about 3.2 g, about 3.4 g, about 3.6 g, about 3.8 g, about 4.0g, about 4.2 g, about 4.4 g, about 4.6 g, about 4.8 g, and about 5.0 g, every 4 hours. Equivalent dosages can be administered over various time periods including, but not limited to, about every 2 hours, about every 6 hours, about every 8 hours, about every 12 hours, about every 24 hours, about every 36 hours, about every 48 hours, about every 72 hours, about every week, about every two weeks, about every three weeks, about every month, and about every two months. The number and frequency of dosages corresponding to a completed course of therapy can be determined according to the judgment of a health-care practitioner. The effective dosage amounts described herein refer to total amounts administered; that is, if more than one Purine Derivative is administered, the effective dosage amounts correspond to the total amount administered.

**[0705]** The amount of a Purine Derivative that is effective for use in treating or preventing a Condition, or protecting an animal's heart against myocardial damage during cardioplegia typically range from about 0.01 mg/kg to about 100 mg/kg of body weight per day, in one embodiment, from about 0.1 mg/kg to about 50 mg/kg body weight per day, and in another embodiment, from about 1 mg/kg to about 20 mg/kg of body weight per day.

**[0706]** The amount of a Purine Derivative that is effective for use in reducing an animal's rate of metabolism typically range from about about 1  $\mu$ g/kg to about 10 mg/kg, in one embodiment, from about 0.1 mg/kg to about 5 mg/kg body weight per day, and in another embodiment, from about 1 mg/kg to about 2.5 mg/kg of body weight per day.

**[0707]** When a Purine Derivative is a component of a solution that is useful for maintaining the viability of an organ

*ex vivo*, the concentration of the Purine Derivative in the solution that is effective for maintaining the viability of the organ is between about 1 nM to about 1 mM.

**[0708]** The Purine Derivatives can be assayed *in vitro* or *in vivo* for the desired therapeutic or prophylactic activity prior to use in humans. Animal model systems can be used to demonstrate safety and efficacy.

**[0709]** The present uses for the preparation of medicaments for treating or preventing a Condition, reducing an animal's rate of metabolism, or protecting an animal's heart against myocardial damage during cardioplegia, can further comprise administering another therapeutic agent to the animal being administered a Purine Derivative. In one embodiment the other therapeutic agent is administered in an effective amount.

**[0710]** Effective amounts of the other therapeutic agents are well known to those skilled in the art. However, it is well within the skilled artisan's purview to determine the other therapeutic agent's optimal effective amount range. In one embodiment of the invention, where, another therapeutic agent is administered to an animal, the effective amount of the Purine Derivative is less than its effective amount would be where the other therapeutic agent is not administered. In this case, without being bound by theory, it is believed that the Purine Derivatives and the other therapeutic agent act synergistically.

**[0711]** In one embodiment the other therapeutic agent is an anti-inflammatory agent. Examples of useful anti-inflammatory agents include, but are not limited to, adrenocorticosteroids, such as cortisol, cortisone, fluorocortisone, prednisone, prednisolone, 6a-methylprednisolone, triamcinolone, betamethasone, and dexamethasone; and non-steroidal anti-inflammatory agents (NSAIDs), such as aspirin, acetaminophen, indomethacin, sulindac, tolmetin, diclofenac, ketorolac, ibuprofen, naproxen, flurbiprofen, ketoprofen, fenoprofen, oxaprozin, mefenamic acid, meclofenamic acid, piroxicam, meloxicam, nabumetone, rofecoxib, celecoxib, etodolac, and nimesulide.

**[0712]** In another embodiment the other therapeutic agent is an anti-diabetic agent. Examples of useful anti-diabetic agents include, but are not limited to, glucagons; somatostatin; diazoxide; sulfonylureas, such as tolbutamide, acetohexamide, tolazamide, chlorpropamide, glybenclamide, glipizide, glyclazide, and glimepiride; insulin secretagogues, such as repaglinide, and nateglinide; biguanides, such as metformin and phenformin; thiazolidinediones, such as pioglitazone, rosiglitazone, and troglitazone; and  $\alpha$ -glucosidase inhibitors, such as acarbose and miglitol.

**[0713]** In a further embodiment the other therapeutic agent is an anti-cardiovascular-disease agent. Examples of useful anti-cardiovascular-disease agents include, but are not limited to, carnitine; thiamine; lidocaine; amiodarone; procainamide; mexiletine; bretylium tosylate; propranolol; sotalol; and muscarinic receptor antagonists, such as atropine, scopolamine, homatropine, tropicamide, pirenzepine, ipratropium, tiotropium, and tolterodine.

**[0714]** In another embodiment the other therapeutic agent is an analgesic agent. Examples of useful analgesic agents include, but are not limited to, buprenorphine, meperidine, morphine, codeine, propoxyphene, fentanyl, sufentanil, etorphine hydrochloride, hydrocodone, hydromorphone, nalbuphine, butorphanol, oxycodone, aspirin, ibuprofen, naproxen sodium, acetaminophen, xylazine, metedomidine, carprofen, naprosin, and pentazocine.

**[0715]** In a specific embodiment, the other therapeutic agent is buprenorphine.

**[0716]** In another embodiment, the other therapeutic agent is an antiemetic agent. Examples of useful antiemetic agents include, but are not limited to, metoclopramide, domperidone, prochlorperazine, promethazine, chlorpromazine, trimethobenzamide, ondansetron, granisetron, hydroxyzine, acetylcholine monoethanolamine, alizapride, azasetron, benzquinamide, bietanautine, bromopride, buclizine, clebopride, cyclizine, dimenhydrinate, diphenidol, dolasetron, meclizine, methallatal, metopimazine, nabilone, oxypendyl, pipamazine, scopolamine, sulpiride, tetrahydrocannabinol, thiethylperazine, thioproperazine, tropisetron, or mixtures thereof.

**[0717]** A Purine Derivative and the other therapeutic agent can act additively or, in one embodiment, synergistically. In one embodiment, a Purine Derivative is administered concurrently with another therapeutic agent. In one embodiment, a composition comprising an effective amount of a Purine Derivative and an effective amount of another therapeutic agent can be administered. Alternatively, a composition comprising an effective amount of a Purine Derivative and a different composition comprising an effective amount of another therapeutic agent can be concurrently administered. In another embodiment, an effective amount of a Purine Derivative is administered prior or subsequent to administration of an effective amount of another therapeutic agent. In this embodiment, the Purine Derivative is administered while the other therapeutic agent exerts its therapeutic effect, or the other therapeutic agent is administered while the Purine Derivative exerts its preventative or therapeutic effect for use in treating or preventing a Condition, reducing an animal's rate of metabolism or protecting an animal's heart against myocardial damage during cardioplegia.

**[0718]** A composition of the invention can be prepared using a method comprising admixing a Purine Derivative and a physiologically acceptable carrier or excipient. Admixing can be accomplished using methods well known for admixing a compound (or salt) and a physiologically acceptable carrier or excipient.

## 5.6 THERAPEUTIC OR PROPHYLACTIC USES OF THE PURINE DERIVATIVES

### 5.6.1 TREATMENT OR PREVENTION OF A CARDIOVASCULAR DISEASE

[0719] A cardiovascular disease can be treated or prevented by administration of an effective amount of a Purine Derivative.

[0720] Cardiovascular diseases that can be treated or prevented by administering an effective amount of a Purine Derivative include, but are not limited to, atherosclerosis, congestive heart failure, circulatory shock, cardiomyopathy, cardiac transplant, cardioplegia, and a cardiac arrhythmia.

[0721] In one embodiment, the cardiovascular disease is a cardiac arrhythmia, congestive heart failure, circulatory shock or cardiomyopathy.

[0722] In one embodiment, the cardiac arrhythmia is a tachycardia or an idiopathic arrhythmia.

[0723] In another embodiment, the methods for treating a cardiovascular disease are useful for converting a cardiac arrhythmia to a normal sinus rhythm.

[0724] In still another embodiment, the tachycardia is atrial fibrillation, supraventricular tachycardia, atrial flutter, paroxysmal supraventricular tachycardia, paroxysmal atrial tachycardia, sinus tachycardia, atrioventricular nodal reentry tachycardia, or tachycardia caused by Wolff-Parkinson-White Syndrome.

[0725] In a further embodiment, the uses of Purine Derivatives for treating a tachycardia are useful for lowering the animal's ventricular rate to a rate of not less than about 40 beats per minute. In a specific embodiment, the methods are useful for lowering an animal's ventricular rate to a rate of from about 60 beats per minute to about 100 beats per minute.

### 5.6.2 PROTECTING AN ANIMALS HEART AGAINST MYOCARDIAL DAMAGE DURING CARDIOPLEGIA

[0726] In one embodiment, the invention provides uses of a cardioplegia-inducing agent and a Purine Derivative for the preparation of a medicament for inducing cardioplegia. Cardioplegia-inducing agents useful in the present invention include, but are not limited to, potassium chloride, procaine, lidocaine, novocaine, bupivacaine, nicorandil, pinacidil, halothane, St. Thomas solution, Fremes solution, 2,3-butanedione monoxime, and esmolol.

[0727] In one embodiment, the cardioplegia-inducing agent is lidocaine.

[0728] In one embodiment, a cardioplegia-inducing agent and a Purine Derivative are present within the same composition. The present methods for inducing cardioplegia are useful for preventing or minimizing myocardial damage from occurring during cardioplegia.

[0729] In still another embodiment, the invention provides uses of Purine derivatives use for protecting an animal's heart against myocardial damage during cardioplegia, the comprising administering to an animal in need thereof an effective amount of:

- (a) a cardioplegia-inducing agent; and
- (b) a Purine Derivative.

[0730] In one embodiment, the cardioplegia-inducing agent is administered prior to the administration of the Purine Derivative.

[0731] In another embodiment, Purine Derivative is administered prior to the administration of the cardioplegia-inducing agent.

[0732] In a further embodiment, the cardioplegia-inducing agent and the Purine Derivative are administered concurrently.

[0733] In another embodiment, the cardioplegia-inducing agent and the Purine Derivative are administered such that the Purine Derivative exerts its prophylactic effect of protection against myocardial damage while the cardioplegia-inducing agent exerts its cardioplegic effect.

### 5.6.3 TREATMENT OR PREVENTION OF A NEUROLOGICAL DISORDER

[0734] A neurological disorder can be treated or prevented by administration of an effective amount of a Purine Derivative.

[0735] Neurological disorders that can be treated or prevented by administering an effective amount of a Purine Derivative include, but are not limited to, a seizure disorder, such as epilepsy;

pain, including acute postoperative pain, cancer pain, neuropathic pain, pain resulting from surgery, labor pain during childbirth, a psychogenic pain syndrome, and headache, including migraine headache and cluster headache; delirium and dementia, such as Lewy body dementia, Alzheimer's disease, Pick's disease, or a Creutzfeldt-Jakob disease; a sleep disorder, such as insomnia, hypersomnia, a sleep apnea syndrome, restless-leg syndrome, or a parasomnia; a



cranial nerve disorder, such as Bell's palsy; a disorder of movement, such as tremor, dystonia, Tourette's Syndrome, myoclonus, Huntington's disease, cortico basal degeneration, chorea, a drug-induced movement disorder, progressive supranuclear palsy, Parkinson's disease, or a Parkinsonian Syndrome, such as multiple system atrophy, Wilson's disease or mult-infarct state; a demyelinating disease, such as multiple sclerosis or amyotrophic lateral sclerosis; a neuro-muscular disease, such as muscular dystrophy; a cerebrovascular disease, such as stroke; a neuroophthalmic disorder; and a psychiatric disorder, including but not limited to, somatoform disorders, such as hypochondriasis or body dysmorphic disorder; dissociation disorders, such as panic disorder, phobic disorders, or obsessive-compulsive disorders; mood disorders, such as depression or bipolar disorders; personality disorders; psychosexual disorders; suicidal behavior; schizophrenia; brief psychotic disorder; and delusional disorder.

[0736] In one embodiment, the neurological disorder treated or prevented is epilepsy, pain, or stroke.

[0737] In one embodiment, the present uses of Purine Derivatives for treating pain further comprise the administration of an additional analgesic agent. In a specific embodiment, the additional analgesic agent is buprenorphine.

#### 5.6.4 TREATMENT OR PREVENTION OF AN ISCHEMIC CONDITION

[0738] An ischemic condition can be treated or prevented by administration of an effective amount of a Purine Derivative.

[0739] Ischemic conditions that can be treated or prevented by administering an effective amount of a Purine Derivative include, but are not limited to, stable angina, unstable angina, myocardial ischemia, hepatic ischemia, mesenteric artery ischemia, intestinal ischemia, myocardial infarction, critical limb ischemia, chronic critical limb ischemia, cerebral ischemia, acute cardiac ischemia, and an ischemic disease of the central nervous system, such as stroke or cerebral ischemia.

[0740] In one embodiment, the ischemic condition is myocardial ischemia, stable angina, unstable angina, stroke, ischemic heart disease or cerebral ischemia.

#### 5.6.5 TREATMENT OR PREVENTION OF A REPERFUSION INJURY

[0741] A reperfusion injury can be treated or prevented by administration of an effective amount of a Purine Derivative. Reperfusion injury can result following a naturally occurring episode, such as a myocardial infarction or stroke, or during a surgical procedure where blood flow in vessels is intentionally or unintentionally blocked.

[0742] Reperfusion injuries that can be treated or prevented by administering an effective amount of a Purine Derivative include, but are not limited to, intestinal reperfusion injury, myocardial reperfusion injury; and reperfusion injury resulting from cardiopulmonary bypass surgery, thoracoabdominal aneurysm repair surgery, carotid endarterectomy surgery, or hemorrhagic shock.

[0743] In one embodiment, the reperfusion injury results from cardiopulmonary bypass surgery, thoracoabdominal aneurysm repair surgery, carotid endarterectomy surgery or hemorrhagic shock.

#### 5.6.6 TREATMENT OR PREVENTION OF DIABETES

[0744] Diabetes can be treated or prevented by administration of an effective amount of a Purine Derivative.

[0745] Types of diabetes that can be treated or prevented by administering an effective amount of a Purine Derivative include, but are not limited to, Type I diabetes (Insulin Dependent Diabetes Mellitus), Type II diabetes (Non-Insulin Dependent Diabetes Mellitus), gestational diabetes, insulinopathy, diabetes due to pancreatic disease, diabetes associated with another endocrine disease (such as Cushing's Syndrome, acromegaly, pheochromocytoma, glucagonoma, primary aldosteronism or somatostatinoma), Type A insulin resistance syndrome, Type B insulin resistance syndrome, lipatrophic diabetes, and diabetes induced by  $\beta$ -cell toxins.

[0746] In one embodiment, the diabetes is Type I diabetes mellitus.

[0747] In another embodiment, the diabetes is Type II diabetes mellitus.

#### 5.6.7 METHODS FOR REDUCING AN ANIMAL'S RATE OF METABOLISM

[0748] In one embodiment, the invention provides uses of Purine derivatives for reducing an animal's rate of metabolism comprising administering to an animal in need thereof an amount of a Purine Derivative that is effective to slow the animal's rate of metabolism.

[0749] Reducing an animal's rate of metabolism is useful for slowing an animal's heart rate during heart surgery; protecting an animal's tissue from damage during surgery, particular heart or brain surgery; reducing intracranial hypertension caused by brain injury in an animal; or inducing hibernation in an animal.

[0750] Accordingly, the present invention encompasses uses of Purine Derivatives for slowing an animal's heart rate during heart surgery; protecting an animal's tissue from damage during surgery, particular heart or brain surgery; reducing

intracranial hypertension caused by brain injury in an animal; or inducing hibernation in an animal, the uses comprising administering an effective amount of a Purine Derivative to an animal in need thereof.

[0751] Reducing an animal's rate of metabolism is also useful for reducing an animal's rate of oxygen consumption. Accordingly, the present invention provides uses of Purine derivatives for reducing the rate of an animal's oxygen consumption, the method comprising administering to an animal in need thereof an amount of a Purine Derivative that is effective to reduce the animal's rate of oxygen consumption. An animal's oxygen supply might be compromised due to: (i) a medical procedure, such as heart surgery, brain surgery, organ transplantation, mechanical occlusion of the vascular supply, or vascular stenosis; (ii) a disorder or medical condition such as ischemia, a respiratory disorder, respiratory failure, a pulmonary disorder, anemia, anaphylactic shock, hemorrhagic shock, dehydration, compartment syndrome, intravascular thrombus, septic shock, cystic fibrosis, lung cancer, stroke, a burn, or internal bleeding; (iii) an injury such as drowning, a crush injury to one or more limbs, choking, or suffocation; (iv) a compromised airway due to asthma, a tumor, a lung injury or a tracheal injury; (v) an external compression of one or more blood vessels; or (vi) an intrinsic obstruction of one or more blood vessels. Reducing an animal's rate of oxygen consumption is useful for treating or preventing tissue damage or stroke, resulting from an inadequate supply of oxygen to a cell, a tissue, an organ or an organ system.

[0752] In one embodiment, an animal's rate of oxygen consumption is reduced to increase emergency resuscitation in an injured animal.

[0753] In another embodiment, an animal's rate of oxygen consumption is reduced prior to and during heart surgery. In a specific embodiment, the animal is a human child undergoing pediatric heart surgery.

[0754] In another embodiment, a animal's rate of oxygen consumption is reduced to treat respiratory failure in an animal.

[0755] In one embodiment, an animal's rate of oxygen consumption is reduced to aid tissue metabolism in an animal whose respiration and ventilation is facilitated by a ventilator. In a specific embodiment, the animal whose respiration and ventilation is facilitated by a ventilator is a geriatric human. In another specific embodiment, the animal whose respiration and ventilation is facilitated by a ventilator is a premature human infant.

[0756] In one embodiment, an organ can be stored *ex vivo* in a composition comprising an effective amount of a Purine Derivative. The composition is useful for preserving an organ's viability after being removed from a donor and before the organ is transplanted in a recipient. In one embodiment, the donor and recipient are the same.

[0757] In another embodiment, an effective amount of a Purine Derivative can be administered to an animal awaiting organ transplantation to reduce the animal's rate of oxygen consumption prior to or during organ transplantation.

[0758] Reducing an animal's rate of metabolism is also useful for reducing an animal's core body temperature. Accordingly, the present invention provides uses of Purine derivatives for reducing an animal's core body temperature, the use comprising administering to an animal in need thereof an amount of a Purine Derivative that is effective to reduce the animal's core body temperature.

[0759] In one embodiment, the animal's core body temperature is reduced to a temperature from about 4 °C to about 34 °C. In certain embodiments, the animal's core body temperature is reduced to about 34 °C, to about 30 °C, to about 25 °C, to about 20 °C, to about 15 °C, to about 10 °C, or to about 4 °C.

[0760] In a specific embodiment, an animal's core body temperature is reduced to induce therapeutic hypothermia.

#### **5.6.8 TREATMENT OR PREVENTION OF OBESITY**

[0761] Obesity can be treated or prevented by administration of an effective amount of a Purine Derivative.

[0762] Types of obesity that can be treated or prevented by administering an effective amount of a Purine Derivative include, but are not limited to, android obesity, gynoid obesity, abdominal obesity, age-related obesity, diet-induced obesity, fat-induced obesity, hypothalamic obesity, morbid obesity, multigenic obesity, and visceral obesity.

[0763] In one embodiment, the obesity is android obesity.

#### **5.6.9 TREATMENT OR PREVENTION OF A WASTING DISEASE**

[0764] In one embodiment, the invention provides uses of Purine Derivatives for treating or preventing a wasting disease, comprising administering to an animal in need thereof an amount of a Purine Derivative that is effective to treat or prevent the wasting disease.

[0765] Types of wasting diseases that can be treated or prevented by administering an effective amount of a Purine Derivative include, but are not limited to chronic wasting disease, cancer wasting syndrome, and AIDS wasting syndrome.

### **6. EXAMPLES**

[0766] **Materials:** [<sup>3</sup>H]NECA was obtained from Du Pont NEN, Dreieich, Germany. Other unlabeled adenosine receptor agonists and antagonists can be obtained from RBI, Natick, Massachusetts. The 96-well microplate filtration system

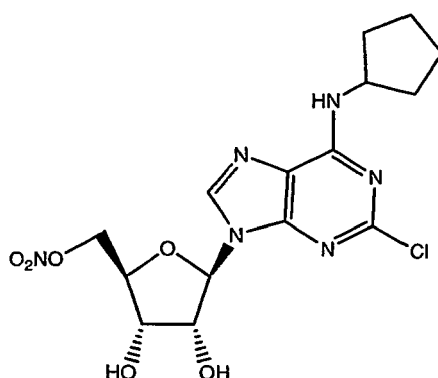
(MultiScreen MAFC) was obtained from Millipore, Eschborn, Germany. Penicillin (100 U/mL), streptomycin (100 µg/mL), L-glutamine and G-418 were obtained from Gibco-Life Technologies, Eggenstein, Germany. Other materials can be obtained as described in Klotz et al., J. Biol. Chem., 260:14659-14664, 1985; Lohse et al., Naunyn-Schmiedeberg's Arch. Pharmacol., 336:204-210, 1987; and Klotz et al., Naunyn-Schmiedeberg's Arch. Pharmacol., 357:1-9, 1998.

**[0767] General Methods:** Proton nuclear magnetic resonance (NMR) spectra were obtained from Varian 300 MHz spectrophotometer and chemical shifts are reported in parts per million. Compounds were characterized on the basis of NMR and Mass spectral (MS) data. 6-Chloroadenosine and 2',3',5'-triacetoxy-2,6-dichloroadenosine were purchased from TRC, Ontario, Canada. 2',3'-Isopropylideneadenosine and 2-chloroadenosine were purchased from ACROS Organic, USA.

## 6.1 Example 1

### Synthesis of Compound 16

**[0768]**



**16**

**[0769] 2-Chloro-N<sup>6</sup>-cyclopentyladenosine** - 2',3',5'-triacetoxy-2,6-dichloroadenosine (1.5 g) and cyclopentylamine (8 eq.) were diluted with ethanol (50 eq.) and the resulting solution was heated at reflux for about 15 hours, then cooled to room temperature and concentrated in vacuo to provide a crude residue which was diluted with a mixture of ethyl acetate and water and transferred to a separatory funnel. The organic layer was separated, dried over sodium sulfate and concentrated in vacuo to provide a crude residue which was purified using flash column chromatography on silica gel (8% MeOH - dichloromethane as eluent) to provide 2-chloro-N<sup>6</sup>-cyclopentyladenosine (0.948 g). MS *m/z* 370.32 [M + H]<sup>+</sup>.

**[0770] 2',3'-Isopropylidene-2-chloro-N<sup>6</sup>-cyclopentyladenosine:** 2-chloro-N<sup>6</sup>-cyclopentyladenosine (900 mg, as prepared in the previous step) and 2,2-dimethoxypropane (10 eq.) were diluted with acetone (15 mL) and to the resulting solution was added D-camphorsulphonic acid (1 eq) and the resulting reaction was allowed to stir at room temperature for 2 hr. The resulting reaction mixture was concentrated in vacuo, diluted with a mixture of saturated aqueous NaHCO<sub>3</sub> and ethyl acetate, and transferred to a separatory funnel. The organic layer was separated, dried over sodium sulfate and concentrated in vacuo to provide a crude residue which was purified using flash column chromatography on silica gel (using 5% MeOH - dichloromethane as eluent) to provide 2',3'-Isopropylidene-2-chloro-N<sup>6</sup>-cyclopentyladenosine (0.905 g). <sup>1</sup>H NMR (CDCl<sub>3</sub>, 300 MHz): δ 1.36 (s, 3H), 1.62 (s, 3H), 1.66 - 2.16 (m, 9H), 3.78 (d, J = 12.9 Hz, 1H), 3.98 (d, J = 12.9 Hz, 1H), 4.51 (bs, 1H), 4.55 - 4.60 (m, 1H), 5.09 - 5.17 (m, 2H), 5.81 (bs, 1H), 7.25 (s, 1H), 7.89 (s, 1H).

**[0771] 2',3'-Isopropylidene-2-chloro-N<sup>6</sup>-cyclopentyladenosine- 5'- nitrate:** A solution of nitric acid (2.0 mL, 60%) was added slowly over a period of 30 minutes to acetic anhydride (16.0 mL) at -10 to 10 °C (using acetonitrile-CO<sub>2</sub> cooling bath) and the reaction mixture was allowed to stir at -10 to 10 °C for 10 minutes. The reaction mixture was then cooled to -30 °C and then a solution of 2',3'-Isopropylidene-2-chloro-N<sup>6</sup>-cyclopentyladenosine (655 mg, 0.0016 mol, as prepared in the previous step) in acetic anhydride (8.0 mL) was added slowly. When addition was complete, the resulting reaction was allowed to warm to -5 °C and monitored using TLC (solvent 5% MeOH-CH<sub>2</sub>Cl<sub>2</sub> or 70% EtOAc-hexane). When the reaction was complete, the reaction mixture was poured slowly into an ice cold mixture of saturated aqueous NaHCO<sub>3</sub> (300 equivalent in 75 mL water) and ethyl acetate (60 mL). The organic layer was separated and the aqueous layer was back extracted with ethyl acetate. The combined organic layers were washed with water, dried over sodium

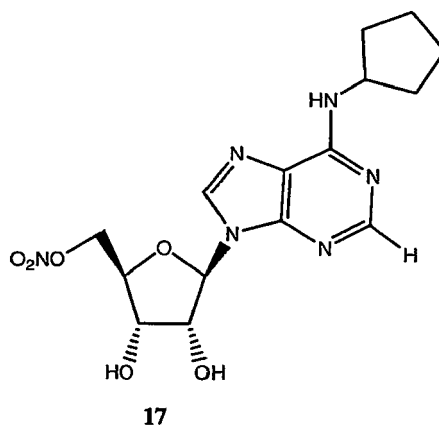
sulfate, and concentrated in vacuo to provide a crude residue. The crude residue was purified using flash column column (5% methanol-dichloromethane as eluent) to provide 2',3'-Isopropylidene-2-chloro-N<sup>6</sup>-cyclopentyladenosine-5'-nitrate (0.435 g). <sup>1</sup>H NMR (CDCl<sub>3</sub>, 300 MHz): δ 1.38 (s, 3H), 1.59 (s, 3H), 1.66 - 2.13 (m, 9H), 4.50 - 4.55 (m, 1H), 4.71 - 4.83 (m, 2H), 5.14 - 5.17 (m, 1H), 5.31 (d, J = 5.7 Hz, 1H), 6.04 (s, 1H), 7.24 (s, 1H), 7.81 (s, 1H). MS *m/z* 455.44 [M + H]<sup>+</sup>.

**[0772] Compound 16:** 2',3'-Isopropylidene-2-chloro-N<sup>6</sup>-cyclopentyladenosine-5'-nitrate (0.435 g, as prepared in the previous step) was diluted with TFA (20 mL) and water (5 mL) and the resulting solution was allowed to stir for 30 minutes. The resulting reaction mixture was concentrated in vacuo and the resulting residue was diluted with water (10 mL) and the resulting solution was concentrated in vacuo. The crude residue obtained was diluted with ethyl acetate, transferred to a separatory funnel, washed with saturated aqueous sodium bicarbonate, dried over sodium sulfate and concentrated in vacuo. The crude residue obtained was purified using flash column chromatography on silica gel (using 10% methanol-dichloromethane as eluent) to provide Compound **16** (0.250 g). <sup>1</sup>H NMR (DMSO-d<sub>6</sub>, 300 MHz): δ 1.52 - 1.95 (m, 9H), 4.13 - 4.24 (m, 2H), 4.55 - 4.58 (m, 1H), 4.73 - 4.85 (m, 2H), 5.50 (bs, 1H), 5.61 (bs, 1H), 5.84 (d, J = 5.1 Hz, 1H), 8.33 (bs, 2H), MS *m/z* 414.85 [M + H]<sup>+</sup>.

## 6.2 Example 2

### Synthesis of Compound 17

**[0773]**



**[0774] N<sup>6</sup>-Cyclopentyladenosine:** A solution of 6-chloroadenosine (43 g) and cyclopentylamine (5 eq.) in ethanol (50 eq.) was heated at reflux for 3 hours then cooled to room temperature. The resultant reaction mixture was concentrated *in vacuo* and the resultant residue was diluted with water (400 ml) and ethyl acetate (400 ml). The organic layer was separated and the aqueous layer was extracted into ethyl acetate (2 x 400 ml). The combined organic layers were washed with water (2 x 200 ml), dried over sodium sulfate, concentrated *in vacuo* and dried under vacuum to provide a solid which was suspended in MeOH (400 mL), filtered and dried to provide N<sup>6</sup>-cyclopentyladenosine (43.8 g).

**[0775] 2',3'-isopropylidene-N<sup>6</sup>-cyclopentyladenosine:** N<sup>6</sup>-cyclopentyladenosine (43 g) was diluted with acetone (75 eq.) and to the resultant solution was added 2,2-dimethoxypropane (5 eq.), followed by D-camphorsulphonic acid (1 eq) and the resultant reaction was allowed to stir at room temperature for 3 hours. The resultant reaction mixture was concentrated *in vacuo* and the resultant residue was diluted with ethyl acetate, then neutralized to pH 7.0 using concentrated aqueous NaHCO<sub>3</sub>. The organic layer was separated, dried over sodium sulfate, concentrated *in vacuo* and dried under vacuum to provide a solid which was suspended in hexane (250 mL), filtered, washed with hexane and dried under vacuum to provide 2',3'-isopropylidene-N<sup>6</sup>-cyclopentyl adenosine (43 g).

**[0776] 2',3'-isopropylidene-N<sup>6</sup>-cyclopentyladenosine- 5'- nitrate:** Acetic anhydride (22 eq) was slowly added to a stirred solution of nitric acid (5 eq., 63%) at -10° C (acetonitrile-CO<sub>2</sub> bath used for cooling) over a period of 4 hours with the reaction temperature maintained at -5 to 5° C during the addition. The resultant solution was cooled to -20° C and a solution of 2',3'-isopropylidene-N<sup>6</sup>-cyclopentyladenosine (18.250 gm, 0.048 mol) in acetic anhydride (37 mL, 8 eq.) was added slowly. The resultant reaction was allowed to stir at -15 to -5° C for 1 hour and the resultant reaction mixture was slowly poured slowly into an ice-cold solution of aqueous NaHCO<sub>3</sub> (168 gm in 800 mL water) and ethyl acetate (350 mL) and the resultant solution was allowed to stir for 5 minutes. The organic layer was separated and the aqueous layer was extracted using ethyl acetate (350 mL). The combined organic layers were washed with water, and dried over sodium sulfate, concentrated *in vacuo* and purified using flash column chromatography on silica gel using 70%

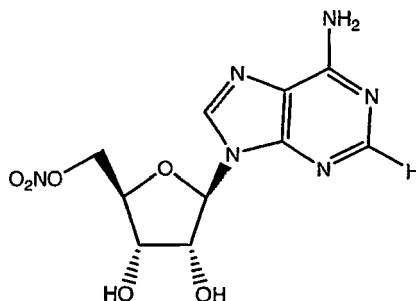
ethyl acetate-hexane as eluent to provide 2',3'-isopropylidene-N<sup>6</sup>-cyclopentyladenosine-5'-nitrate (14.9 g).

[0777] **Compound 17:** 2',3'-isopropylidene-N<sup>6</sup>-cyclopentyladenosine-5'-nitrate (4.8 g) was diluted with a mixture of TFA (20 mL) and water (5 mL) and the resultant reaction was allowed to stir for 30 minutes at room temperature. The resultant reaction mixture was concentrated *in vacuo* and the resultant residue was diluted with water (10 mL) and concentrated *in vacuo*. The resultant residue was diluted with ethyl acetate and washed with saturated aqueous sodium bicarbonate, and the organic layer was dried over sodium sulfate and concentrated *in vacuo* to provide a white solid residue which was dried under vacuum and then recrystallized from cold ethanol to provide Compound 17 (3.1 gm). <sup>1</sup>H-NMR (DMSO-d<sub>6</sub>): δ 1.49 - 1.58 (m, 4H), 1.66 - 1.72 (m, 2H), 1.89 - 1.94 (m, 2H), 4.12 - 4.17 (m, 1H), 4.28 - 4.33 (m, 1H), 4.48 (bs, 1H), 4.65 - 4.87 (m, 3H), 5.5 (d, J = 5.1 Hz, 1H), 5.63 (d, J = 5.7 Hz, 1H), 5.91 (d, J = 5.1 Hz, 1H), 7.75 (d, J = 7.5 Hz, 1H), 8.17 (bs, 1H), 8.30 (s, 1H); MS (ES<sup>+</sup>): m/z 381.35 (M + 1); Anal. Calcd for C<sub>15</sub>H<sub>20</sub>N<sub>6</sub>O<sub>6</sub>: C, 47.37; H, 5.30; N, 22.10; Found: C, 47.49; H, 5.12, N, 21.96.

### 6.3 Example 3

#### Synthesis of Compound 18

[0778]



18

[0779] **2',3'-Isopropylidene-adenosine:** A solution of adenosine (43 g) and 2,2-dimethoxypropane (5 eq.) in acetone (75 eq.) was treated with D-camphorsulphonic acid (1 eq) at and the resulting reaction was allowed to stir for 3 hr. The reaction mixture was concentrated *in vacuo* and diluted with a mixture of saturated aqueous NaHCO<sub>3</sub> (250 mL) and ethyl acetate (250 mL). The resulting solution was transferred to a separatory funnel and the organic layer was separated, dried over sodium sulfate, and concentrated *in vacuo* to provide a solid residue. The solid residue was suspended in hexane, filtered, washed with hexane and dried to provide 2',3'-Isopropylidene-adenosine (43 g). <sup>1</sup>H NMR (DMSO-d<sub>6</sub>, 300 MHz): δ 4.12 - 4.17 (m, 1H), 4.22 - 4.26 (m, 1H), 4.59 (d, J = 4.8 Hz, 1H), 4.74 - 4.85 (m, 2H), 5.49 - 5.52 (m, 1H), 5.51 (d, J = 5.1 Hz, 1H), 5.84 (d, J = 5.1 Hz, 1H), 7.85 (s, 2H), 8.33 (s, 1H). MS m/z 347.11 [M + H]<sup>+</sup>.

[0780] **2',3'-Isopropylidene-adenosine -5'-nitrate:** A solution of nitric acid (19.8 mL, 60%) was added slowly over a period of 30 minutes to acetic anhydride (100 mL) at -10 to 10 °C (using acetonitrile-CO<sub>2</sub> cooling bath) and the reaction mixture was allowed to stir at -10 to 10 °C for 10 minutes. The reaction mixture was then cooled to -30 °C and then a solution of 2',3'-Isopropylidene-adenosine (5.945 g, as prepared in the previous step) in acetic anhydride (49.3 mL) was added slowly. When addition was complete, the resulting reaction was allowed to warm to -5 °C and monitored using TLC (solvent 5% MeOH-CH<sub>2</sub>Cl<sub>2</sub> or 70% EtOAc-hexane). When the reaction was complete, the reaction mixture was poured slowly into an ice cold mixture of saturated aqueous NaHCO<sub>3</sub> (300 equivalent in 500 mL water) and ethyl acetate (250 mL). The organic layer was separated and the aqueous layer was back extracted with ethyl acetate. The combined organic layers were washed with water, dried over sodium sulfate, and concentrated *in vacuo* to provide a crude residue. The crude residue was purified using flash column column (5% methanol-dichloromethane as eluent) to provide 2',3'-Isopropylidene-adenosine-5'-nitrate (4.850 g). <sup>1</sup>H NMR (DMSO-d<sub>6</sub>, 300 MHz): δ 1.31 (s, 3H), 1.52 (s, 3H), 1.53 - 1.96 (m, 9H), 4.41 - 4.43 (m, 1H), 4.68 - 4.74 (m, 1H), 4.80 - 4.86 (m, 1H), 5.14 - 5.16 (m, 1H), 5.41 (d, J = 6 Hz, 1H), 6.23 (s, 1H), 7.80 (s, 1H), 8.21 (s, 1H), 8.29 (s, 1H). MS m/z 421.09 [M + H]<sup>+</sup>.

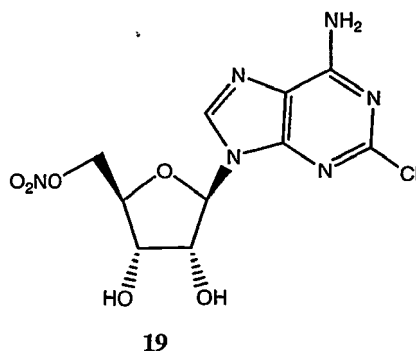
[0781] **Compound 18:** 2',3'-Isopropylidene-adenosine-5'-nitrate (4.8 g, as prepared in the previous step) was diluted with 4:1 mixture of TFA (20 mL) and water (5 mL) and the resulting solution was allowed to stir at rt for 30 minutes. The resulting reaction mixture was concentrated *in vacuo* and the resulting residue was diluted with water (10 mL) and concentrated *in vacuo* to provide a residue which was diluted with ethyl acetate (20 mL). The resulting solution was washed with saturated aqueous sodium bicarbonate, dried over sodium sulfate and concentrated *in vacuo* to provide a

white solid residue which was further dried *in vacuo* and then recrystallized from ethanol to provide Compound 18 (3.1 g).  $^1\text{H}$  NMR (DMSO- $d_6$ , 300 MHz):  $\delta$  1.53 - 1.96 (m, 9H), 4.12 - 4.17 (m, 1H), 4.28 - 4.33 (m, 1H), 4.65 - 4.70 (m, 1H), 4.74 - 4.87 (m, 1H), 5.50 (d,  $J$  = 5.1 Hz, 1H), 5.62 (d,  $J$  = 5.7 Hz, 1H), 5.90 (d,  $J$  = 5.1 Hz, 1H), 7.74 (d,  $J$  = 7.5 Hz, 1H), 8.17 (s, 1H), 8.30 (s, 1H). MS  $m/z$  381.04  $[\text{M} + \text{H}]^+$ .

#### 6.4 Example 4

##### Synthesis of Compound 19

[0782]

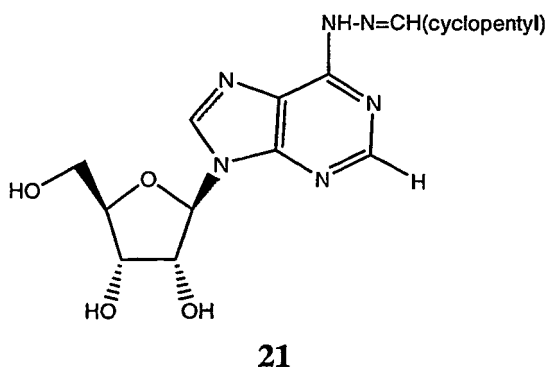


[0783] Using the method described in Example 3 and using commercially available 2-chloroadenosine in place of adenosine in step 1, Compound 19 was prepared.

#### 6.5 Example 5

##### Synthesis of Compound 21

[0784]



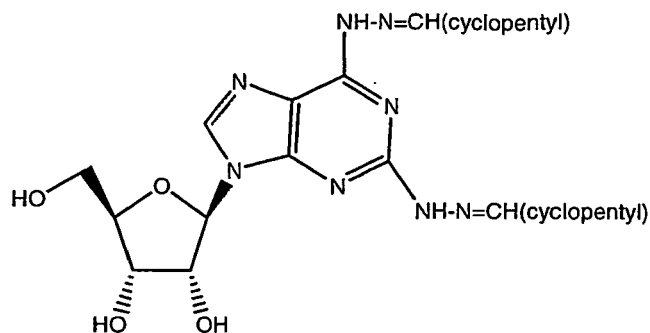
[0785] **N<sup>6</sup>-Hydrazinoadenosine:** A mixture of 6-chloroadenosine (1 g, 3.5 mmol) and hydrazine monohydrate (5 mL) in MeOH (10 mL) was stirred at 50 °C for 1 hr. The reaction mixture was allowed to cool to room temperature and was then concentrated *in vacuo* to provide a crude residue which was suspended in MeOH and (10 mL) and stirred at room temperature. The solid product that separated out from the suspension was filtered, washed with MeOH and dried *in vacuo* to provide N<sup>6</sup>-hydrazinoadenosine (970 mg) which was used without further purification.

[0786] **Compound 21:** A suspension of N<sup>6</sup>-hydrazinoadenosine (50 mg, prepared as described in the previous step) and cyclopentanealdehyde (0.26 mmol) in methanol (5 mL) was heated at reflux for 15 minutes and the reaction mixture was cooled to room temperature, then concentrated *in vacuo* to provide a crude residue which was purified using silica gel flash chromatography (10% methanol/dichloromethane eluent) to provide compound 21 (52 mg). MS  $m/z$  363.11  $[\text{M} + \text{H}]^+$ .

## 6.6 Example 6

## Synthesis of Compound 22

[0787]



22

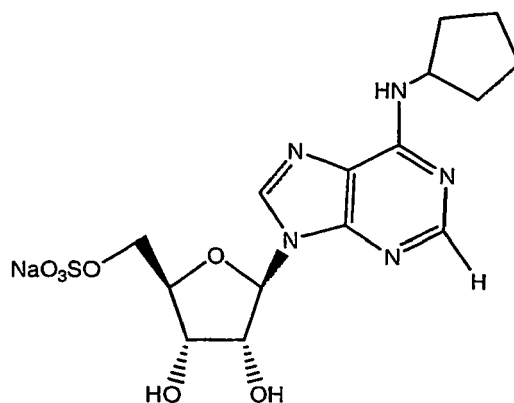
**[0788] 2,6-Dihydraziadenosine:** A mixture of 2,6-chloro-2',3'5'-triacetyladenosine (0.150 gm, 0.33 mmol) and hydrazine monohydrate (2 mL) in MeOH (5 mL) was heated at reflux for about 8 hours. The reaction mixture was cooled to room temperature and concentrated *in vacuo*, and the resulting residue was suspended in MeOH (5 mL) and stirred at room temperature for 1 hour. The solid product which separated out from the suspension was filtered, washed with MeOH and dried *in vacuo* to provide 2,6-dihydraziadenosine (65mg), which was used without further purification.

**[0789] Compound 22:** A mixture of 2,6-dihydraziadenosine (60 mg, prepared as described in the previous step) and cyclopentanaldehyde (0.1 mL) in methanol (5 mL) was heated at reflux for 15 minutes. The reaction mixture was then cooled to room temperature and concentrated *in vacuo* to provide a crude residue which was purified using silica gel flash chromatography (10% methanol/dichloromethane eluent) to provide compound 22 (48 mg). MS *m/z* 473.25 [M + H]<sup>+</sup>.

## 6.7 Example 7

## Synthesis of Compound 23 (sodium salt)

[0790]



23 (sodium salt)

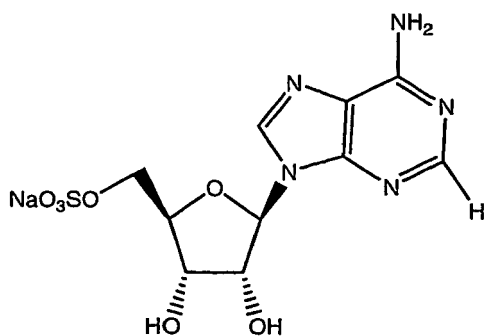
**[0791]** A mixture of 2',3'-isopropylidene-N<sup>6</sup>-cyclopentyladenosine (1 g, 0.0026 mol, prepared as set forth in Example 1) and sulfur trioxide-pyridine complex (0.0039 mol) in DMF (17 mL) was stirred at room temperature for about 18 hours.

The DMF was removed *in vacuo* and the resulting residue was dried *in vacuo*. The dried residue was diluted with water (25 mL), neutralized to pH 7.0 using NaOH (1N) and concentrated *in vacuo* to provide a crude residue which was diluted with an solution of TFA (80% solution in water, 50 mL). The resulting solution was allowed to stir at 25 °C for 30 minutes and the reaction mixture was concentrated *in vacuo* to afford a crude residue which was diluted with water (10 mL) and concentrated *in vacuo*. The crude compound obtained was recrystallized from acetone - water to provide compound 23 (sodium salt) (805 mg). <sup>1</sup>HMR (DMSO-d<sub>6</sub>, 300 MHz): 1.53 - 1.96 (m, 9H), 3.78 - 4.10 (m, 4H), 4.43 - 4.54 (m, 2H), 5.90 (d, J = 5.1 Hz, 1H), 8.23 (s, 1H), 8.46 (s, 1H). MS *m/z* 416.20 [M + H]<sup>+</sup>.

## 6.8 Example 8

### Synthesis of Compound 24 (sodium salt)

[0792]



24 (sodium salt)

[0793] Using the method described in Example 8 and substituting 2',3'-isopropylidene-adenosine (prepared as set forth in Example 3) for 2',3'-isopropylidene-N<sup>6</sup>-cyclopentyladenosine, Compound **24** (sodium salt) was prepared. <sup>1</sup>HMR (DMSO-d<sub>6</sub>, 300 MHz): 3.83 - 3.99 (m, 2H), 4.10 - 4.14 (m, 2H), 4.50 - 4.54 (m, 1H), 5.94 (d, J = 6 Hz, 1H), 8.5 (s, 1H), 8.73 (s, 1H), 9.50 (bs, 2H). MS *m/z* 348.05 [M + H]<sup>+</sup>.

## 6.9 Example 9

### Cell culture and membrane preparation

[0794] CHO cells stably transfected with human adenosine A<sub>1</sub> receptor were grown and maintained in Dulbecco's Modified Eagles Medium with nutrient mixture F12 (DMEM/F12) without nucleosides, containing 10% fetal calf serum, penicillin (100 U/mL), streptomycin (100 µg/mL), L-glutamine (2 mM) and Geneticin (G-418, 0.2 mg/mL; A<sub>2B</sub>, 0.5 mg/mL) at 37°C in 5% CO<sub>2</sub>/95% air. Cells were then split 2 or 3 times weekly at a ratio of between 1:5 and 1:20.

[0795] Membranes for radioligand binding experiments were prepared from fresh or frozen cells as described in Klotz et al., Naunyn-Schmiedeberg's Arch. Pharmacol., 357:1-9 (1998). The cell suspension was then homogenized in ice-cold hypotonic buffer (5 mM Tris/HCl, 2 mM EDTA, pH 7.4) and the homogenate was spun for 10 minutes (4°C) at 1,000 g. The membranes were then sedimented from the supernatant for 30 minutes at 100,000 g and resuspended in 50 mM Tris/HCl buffer pH 7.4 (for A<sub>3</sub> adenosine receptors: 50 mM Tris/HCl, 10 mM MgCl<sub>2</sub>, 1 mM EDTA, pH 8.25), frozen in liquid nitrogen at a protein concentration of 1-3 mg/mL and stored at - 80°C.

## 6.10 Example 10

### Adenosine Receptor Binding Studies

[0796] The affinities of selected Purine Derivatives for the adenosine A<sub>1</sub> receptor were determined by measuring the displacement of specific [<sup>3</sup>H] 2-chloro-N<sup>6</sup>-cyclopentyl adenosine binding in CHO cells stably transfected with human recombinant A<sub>1</sub> adenosine receptor expressed as Ki (nM).



**[0797]** Dissociation constants of unlabeled compounds ( $K_i$ -values) were determined in competition experiments in 96-well microplates using the  $A_1$  selective agonist 2-chloro- $N^6$ -[ $^3H$ ]cyclopentyladenosine ([ $^3H$ ]CCPA, 1nM) for the characterization of  $A_1$  receptor binding. Nonspecific binding was determined in the presence of 100  $\mu$ M R-PIA and 1 mM theophylline, respectively. For details see Klotz et al., Naunyn-Schmiedeberg's Arch. Pharmacol., 357:1-9, 1998. All binding data were calculated by non-linear curve fitting using the program SCTFIT (De Lean et al. Mol. Pharm. 1982, 21:5-16).

**[0798]** Results are presented in Table 1 below and show that Compounds **16**, **17**, **18**, **19**, **23** (sodium salt), and **25**, illustrative Purine Derivatives, are selective for the adenosine  $A_1$  receptor and accordingly, are useful for treating a Condition, slowing an animal's metabolic rate, or protecting an animal's heart against myocardial damage during cardioplegia.

Table 1

Affinities of illustrative Purine Derivatives for human $A_1$ , $A_{2A}$ and $A_3$ adenosine receptors			
Compound	$K_i(A_1)^a$ (nM)	$K_i(A_{2A})^b$ (nM)	$K_i(A_3)^c$ (nM)
CCPA	0.83 (0.55-1.25)	2,270 (1,950-2,660)	42.3 (32.1-55.8)
<b>16</b>	2.63 (2.04-3.38)	4,190 (2,440-7,200)	513 (367-715)
<b>17</b>	0.97 (0.80-1.17)	4,692 (2,300-9,560)	704 (400-1,240)
<b>18</b>	5.79 (4.73-7.10)	951 (530-1,708)	216 (132-350)
<b>19</b>	7 (5.14-9.23)	10,000 (5,790-15,760)	900 (445-1,890)
<b>23</b> (sodium salt)	4.05 (3.54-4.63)	9,113 (5,510-15,100)	1,020 (470-2,220)
<b>25</b>	10.6 (6.77-16.70)	> 100,000	2020 (837-4870)

<sup>a</sup>Displacement of specific [ $^3H$ ]CCPA binding in CHO cells stably transfected with human recombinant  $A_1$  adenosine receptor, expressed as  $K_i$  (nM). <sup>b</sup>Displacement of specific [ $^3H$ ]NECA binding in CHO cells stably transfected with human recombinant  $A_{2A}$  adenosine receptor, expressed as  $K_i$  (nM). <sup>c</sup>Displacement of specific [ $^3H$ ]NECA binding in HEK cells stably transfected with human recombinant  $A_3$  adenosine receptor, expressed as  $K_i$  (nM). All data are geometric means with 95% confidence intervals in parantheses.

## 6.11 Example 11

### Effects of Compound 17 on septic shock

**[0799]** Male BALB/c mice (6-8 weeks of age) were used in studies investigating lipopolysaccharide-induced cytokine production and survival. For cytokine production the mice were treated with compound **17** (Oral administration of 0.03 mg/kg) orally by gavage 30 min before being subjected to lipopolysaccharide (1 mg/kg i.p.) for 90 minutes, after this period blood was taken and serum obtained for analysis. Serum was diluted 1:5 prior to being assayed for cytokines using species-specific ELISA kits (R & D Systems) for the chemokine MIP-1 $\alpha$  and the cytokine TNF- $\alpha$  levels, which were expressed as pg/mL. For survival studies mice were treated with compound **17** (Oral administration of 0.03 mg/kg) starting 30 mins prior to the mice being subjected to lipopolysaccharide (55 mg/kg i.p.). The survival of the mice was followed over 72h and expressed as a percentage of surviving mice at each time point. Oral administration of 0.03 mg/kg compound 17 delays lipopolysaccharide (60 mg/kg) induced mortality in conscious mice. N=12-14 per group.

**[0800]** FIG. 1 shows that Compound **17**, administered orally to BALB/c mice at a dose of 0.03 mg/kg, reduces lipopolysaccharide-induced plasma TNF- $\alpha$  and MIP-1 $\alpha$  production in the BALB/c mouse model.

**[0801]** FIG. 2 shows that Compound **17**, administered orally to BALB/c mice at a dose of 0.03 mg/kg, reduces lipopolysaccharide-induced mortality in the BALB/c mouse model.

**[0802]** The above example shows that Compound **17**, an illustrative Purine Derivative, reduces lipopolysaccharide-

induced plasma levels of TNF- $\alpha$  and MIP-1 $\alpha$ , and delays lipopolysaccharide-induced mortality in mice.

[0803] Accordingly, Compound **17** is useful for treating septic shock.

## 6.12 Example 12

### Anti-arrhythmia effects of Compound **17**

#### *Heart perfusion*

[0804] Male Sprague-Dawley rats (having a body weight of 250 to 300 g) were heparinized using sodium heparin (1,000 U/kg i.p.), followed 10 minutes later by introduction of anesthesia via intraperitoneal administration of sodium pentobarbital (40 mg/kg). Once the animal was anesthetized, the thorax was opened, and the heart was rapidly removed and perfused through the ascending aorta using Krebs-Ringer buffer consisting of NaCl (118 mmol/liter), KCl (4.75 mmol/liter), KH<sub>2</sub>PO<sub>4</sub> (1.18 mmol/liter), MgSO<sub>4</sub> (1.18 mmol/liter), CaCl<sub>2</sub> (2.5 mmol/liter), NaHCO<sub>3</sub> (25 mmol/liter), and glucose (11 mmol/liter). A mixture of 95% O<sub>2</sub> and 5% CO<sub>2</sub> at 37 °C was bubbled through the perfusate. The heart was initially perfused at a constant pressure of 70 mm Hg. About 10 min after the constant pressure perfusion, perfusion was switched to constant flow perfusion achieved using a microtube pump. The perfusion pressure was maintained at the same level of constant pressure perfusion by adjusting flow rate. Once the flow rate was determined, it was maintained throughout the experiment. The hearts were stimulated by rectangular pulses at a rate of 5 Hz and 2-millisecond duration and twice the diastolic threshold, delivered from a stimulus isolation unit (ADInstruments Ltd, Australia).

#### *Effect of compound 17 on ischemia-induced arrhythmias*

[0805] Rat hearts were perfused at constant pressure of 70 mmHg without pacing as described above. Bipolar epicardial electrocardiogram (ECG) was recorded by placing two electrodes on the surface of right appendage and apex. A stainless steel cannula was used as indifferent electrode. The ECG and heart rate were continuously monitored and data were recorded using a PowerLab data acquisition system (ADInstruments Ltd, Australia) in conjunction with a Macintosh computer, and analyzed using Chart.3 computer package. After a 20-minute equilibration period, regional ischemia was induced by ligation of the left anterior descending (LAD) coronary artery, and the ligature was released 30 minutes after occlusion. Compound **17** was applied interperfusate 10 minutes before LAD ligation and was present during LAD ligation. Compound **17** was tested in this model at 10, 30 and 100 pM concentrations. The incidences of ventricular tachycardia (VT) were almost same in control non-treated (12/12) and in treated hearts (20/22). Incidence of ventricular fibrillation (VF) was 58% (7/12) in non-treated hearts, and 9% (2/22) in treated hearts. The total duration of both VT and VF were significantly shortened by compound **17** at concentrations of 30 and 100 pM.

[0806] FIG. 3 shows that Compound **17** reduces the duration of ischemia-induced arrhythmias in isolated perfused rat hearts relative to a non-treated control group.

[0807] The above example shows that Compound **17**, an illustrative Purine Derivative, reduces the incidence of ventricular fibrillation and accordingly, is useful for treating a cardiac arrhythmia.

## 6.13 Example 13

### Effect of compound 17 on function recovery after global ischemia/reperfusion

#### *Effect of compound 17 on function recovery after ischemia/reperfusion*

[0808] Rat hearts were initially perfused at a constant pressure of 70 mm Hg using the procedure described above in section 6.12.1. After a 20 minutes stabilization period, hearts were subjected to 30 minute no-flow ischemia followed by 40 minute reperfusion. In treated hearts, Compound **17** was infused for 10 minutes prior to induction of ischemia. Compound **17** significantly improved +dp/dt<sub>max</sub> after 30 minutes ischemia followed by 40 minutes of reperfusion at the concentration of 1 nM. Thus, the A1 agonist compound was not only effective in reducing fibrillations but was also effective in improving myocardial contractility (dp/dt) in a myocardial ischemiareperfusion model in the perfused heart. This observation is in line with data indicating the cardioprotective effect of A1 agonism in various models of ischemia and reperfusion (e.g. Roscoe et al., 2000; Jacobson et al., 2000; Lee et al., 2003), and the cardioprotective effect of A1 agonists in vitro (Goldenberg et al., 2003) and in vivo (Baxter et al., 2001; Donato et al., 2003; Kopecky et al., 2003; Kehl et al., 2003; Arora et al., 2003; Regan et al., 2003; Yang et al., 2003). Effect of compound **12** (1 nM) on maximal rates of development of left ventricular pressure (+dP/dt<sub>max</sub>) after 30 minutes of ischemia followed by 40 minutes of reperfusion.

\*P < 0.05 when compared with the value of control.

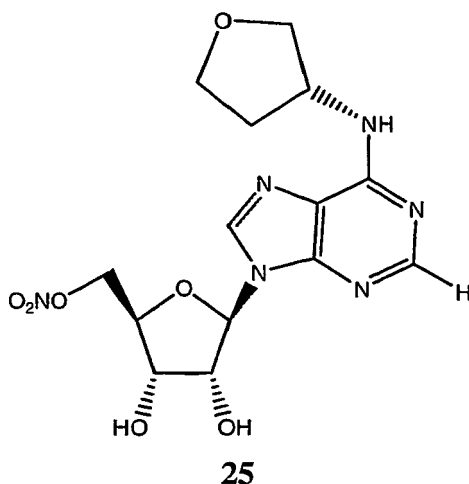
[0809] FIG. 4 shows that Compound 17 is useful in exerting a cardioprotective effect following ischemia and reperfusion.

[0810] The above example shows that Compound 17, an illustrative Purine Derivative, is effective for reducing fibrillations and improving myocardial contractility following ischemia and reperfusion, and accordingly, is useful in treating an ischemic condition or a reperfusion injury.

#### 6.14 Example 14

##### Synthesis of Compound 25

[0811]



[0812] **2',3'-Isopropylidene-N<sup>6</sup>-(R)-(3-tetrahydrofuranyl) adenosine:** 2',3'-isopropylidene-6-chloroadenosine (0.750 gm, 0.0023 mol) was diluted with ethanol (20 mL) and to the resultant solution was added *R*-(3-aminotetrahydrofuranylamine·MeSO<sub>3</sub>H (0.630 gm, 0.0035 mol), followed by triethylamine (0.9 mL). The resultant reaction was heated at reflux for 2 days, then cooled to room temperature and the resultant reaction mixture was concentrated *in vacuo*, diluted with water (25 mL) and ethyl acetate (25 mL), and transferred to a separatory funnel. The organic layer was separated, dried over sodium sulfate and concentrated *in vacuo* to provide a crude residue which was recrystallized from EtOAc-hexane to provide 2',3'-Isopropylidene-N<sup>6</sup>-(R)-(3-tetrahydrofuranyl) adenosine (0.680 gm).

[0813] **N<sup>6</sup>-(R)-(3-Tetrahydrofuranyl) adenosine:** Acetic anhydride (4.6 mL, 30 eq.) was slowly added over a period of about 20 minutes to a stirring solution of nitric acid (0.8 mL, 63% purchased from ACROS) which had been pre-cooled to about -5 °C using an acetonitrile-CO<sub>2</sub> bath. The initial reaction is vigorous and addition should be done very carefully to avoid the increase in temperature. After addition of acetic anhydride is complete, the resultant solution was cooled to -20 °C and 2',3'-isopropylidene-N<sup>6</sup>-R-(3-tetrahydrofuranyl)-adenosine (0.605, 0.0016 mol) was added. The resultant reaction was monitored using thin-layer chromatography (solvent 5% MeOH-CH<sub>2</sub>Cl<sub>2</sub> or 70% EtOAc-hexane). When the reaction was complete, the reaction mixture was poured slowly into a cold solution of NaHCO<sub>3</sub> (100 mL) and the resultant solution was diluted with ethyl acetate (100 mL), allowed to stir for 5 minutes, then transferred to a separatory funnel. The organic layer was collected and the aqueous layer was extracted with ethyl acetate (50 mL). The combined organic layers were then washed with water, dried over sodium sulfate, and concentrated *in vacuo* to afford a crude residue. The crude residue was diluted with TFA (16 mL) and water (4 mL) and the resultant solution was allowed to stir at room temperature for 30 minutes, then concentrated *in vacuo*. The resultant residue was diluted with water and concentrated *in vacuo* to afford a crude product which was purified using flash column chromatography on silica gel using 10% methanol-dichloromethane to provide Compound 25 (265 mg). <sup>1</sup>H-NMR (DMSO-d<sub>6</sub>): δ 1.97 - 2.10 (m, 1H), 2.12 - 2.20 (m, 1H), 3.57 - 3.61 (dd, J = 4.8 and 4.5 Hz, 1H), 3.67 - 3.74 (dd, J = 8.1 and 8.1 Hz, 1H), 3.81- 3.92 (m, 2H), 4.12 - 4.17 (m, 1H), 4.30 (s, 1H), 4.67 9s, 1H), 4.74 - 4.87 (m, 3H), 5.48 9s, 1H), 5.61 (s, 1H), 5.91 (d, J = 5.1 Hz, 1H), 7.99 (d, J = 4.8 Hz, 1H), 8.20 (s, 1H), 8.34 (s, 1H); MS (ES<sup>+</sup>): m/z 383.06 (M+ 1).

**6.15 Example 15****Effect of Compound 17 on pain**

**[0814]** Male mice (body weight of 25-35 grams) were put in groups as follows: a first group which was intraperitoneally administered buprenorphine (0.3 mg/kg), a second group which was intraperitoneally administered buprenorphine (1 mg/kg), a third group which was intraperitoneally administered Compound 17 (3 mg/kg), a fourth group which was intraperitoneally co-administered Compound 17 (3 mg/kg) and buprenorphine (1.0 mg/kg), and a fifth group which was intraperitoneally co-administered Compound 17 (3 mg/kg) and buprenorphine (0.3 mg/kg). The analgesic effects in mice was measured using an IITC model 33 tail-flick analgesia meter (IITC Inc., Woodland Hills, CA) at 0 minutes (baseline control), 5 minutes, 15 minutes, 30 minutes and 60 minutes (in some cases also 90 and 120 minutes) post-treatment. compound or vehicle treatment. Average recoding value of two readings was used for each time point. A baseline for every mouse between 2 - 4 seconds of latency and a 10-second cut-off time was set for the maximum possible effect of analgesia (% MPE). % MPE was calculated using the following formula: %MPE = [(post-drug value - baseline) / (cut-off time - baseline)] x 100.

**[0815]** FIG. 5 shows that Compound 17 is useful in exerting an analgesic effect in an animal.

**[0816]** The results show that Compound 17, an illustrative Purine Derivative, exerts an analgesic effect in an animal, and, accordingly, is useful for the treatment of pain.

**6.16 Example 16****Effect of Compound 17 on pain**

**[0817]** Male mice (each having a body weight of 20-30 g) were subcutaneously administered 20 µl of a 1 % formalin solution in formaldehyde (prepared by diluting a commercial 4 % [w/v] stock formalin solution) into the dorsal region of their left hind paw. The mice were assigned to either a control group and administered vehicle, or to a treatment group and intraperitoneally administered Compound 17 (1.0 mg/kg). Both groups of animals were monitored for a reaction for 30 minutes post-treatment to determine how much time each animal spends licking the treated paw. The licking time in control group (vehicle pretreated animals) was then compared to the licking time in the treatment group in order to calculate the analgesic effect. The 30 minute reaction period was divided into two phases: an early phase which lasts from 0 - 5 minutes post-treatment, and a late phase which lasts from 10 - 30 minutes post-treatment.

**[0818]** FIG. 6 shows that Compound 17 is useful in exerting an analgesic effect in an animal.

**[0819]** The results indicate that Compound 17, an illustrative Purine Derivative, exhibits an analgesic effect during the late phase of the response and, accordingly, is useful for treating pain.

**6.17 Example 17****Effect of Compound 17 on pain**

**[0820]** BALB/C mice (6-8 weeks of age) were intraperitoneally administered streptozotocin (40 mg/kg, once per day for 5 consecutive days) to induce diabetes (blood glucose levels were greater than 200 mg/mL). Three weeks after the first streptozotocin injection, the animals were intraperitoneally administered Compound 17 (1 mg/kg) into a rear paw and post-treatment allodynia was measured using an Electrovonfrey anesthesiometer (IITC Inc., Woodland Hills CA 91367). The analgesic activity of Compound 17 was measured at 0 minutes (control), 15 minutes, 30 minutes and 60 minutes time point after administration of Compound 17.

**[0821]** FIG. 7 shows that Compound 17 is useful in exerting an analgesic effect in an animal.

**[0822]** The results indicate that Compound 17, an illustrative Purine Derivative, produces a marked and lasting analgesic effect, and, accordingly, is useful for treating pain in an animal.

**6.18 Example 18****Effect of Compound 17 on pain**

**[0823]** Male Wistar rats (each weighing between 200- 250 g, kept under pathogen-free conditions at 24 - 25°C and provided with standard rat chow and water *ad libitum*) were anaesthetized via intraperitoneal administration of pentobarbital (50 mg/kg) and placed in a stereotaxic frame. The atlanto-occipital membrane was exposed and a PE-10 catheter (7.5 cm) was inserted through an incision into the subarachnoid space. The external end of the catheter was then fixed to the skull, the wound was closed, and the rats were allowed to recover for 7 days post-surgery. Animals without

neurological deficits were placed in a plexiglass observation chamber on a metal mesh surface and mechanical thresholds of the plantar surface of the paw were determined using a Dynamic Plantar Aesthesiometer (Ugo Basile, Italy) as follows: Following acclimation, the touch stimulator unit was placed under the animal's paw such that the filament was positioned under the target area of the paw. The filament was then lifted such that it contacted the pad of the animal's paw and continually exerted an increasing upward force on the paw until the animal withdrew the paw. The paw withdrawal threshold was measured 5 times in this manner in turns and the mean of the 5 values was calculated. After control threshold measurements were complete, carrageenan (3%, 100  $\mu$ l) was administered subcutaneously into a hindpaw, resulting in marked swelling and redness of the treated paw. Three hours after the carrageenan administration, the threshold values were measured again. The animals were then divided into a control group (administered vehicle intrathecally) and a treatment group (administered Compound 17 intrathecally at in a 10  $\mu$ l injection volume). Threshold determinations were repeated as describe above at 15 minutes, 30 minutes, 60 minutes, 90 minutes and 120 minutes after the administration of vehicle or Compound 17.

[0824] FIG. 8 shows that Compound 17 exerts an analgesic effect in a animal.

[0825] Results show that Compound 17, an illustrative Purine Derivative, is effective for raising the pain threshold in a rat model of pain, and, accordingly, is useful for treating pain.

### 6.19 Example 19

#### Effect of Compound 17 on pain

[0826] Male CD rats (each weighing from 220 g to 250 g) were prepared according to the procedure set forth in Z. Seltzer et al., Pain, 43:205 - 218 (1990). The rats were then anesthetized via intraperitoneal administration of sodium pentobarbital (50 mg/kg). A skin incision was made at the upper 1/3 and 2/3 left thigh area of each rat and the left sciatic nerve was exposed and freed from the surrounding connective tissue. An 8-0 nylon suture was then used to tightly ligate the left sciatic nerve of each rat so that the dorsal 1/3 to 1/2 of the nerve thickness was trapped in the ligature. The incision was closed using 4-0 sterile suture. Seven days post-surgery, the animals were put into four groups: a first group that was administered vehicle (control group); a second group that was administered Compound 17 at 0.1 mg/kg; a third group that was administered buprenorphine at 0.3 mg/kg; and a fourth group that was co-administered Compound 17 at 0.1 mg/kg and buprenorphine at 0.3 mg/kg. Animals in all four groups were assessed for allodynia immediately prior to treatment and at 10, 20, 30 and 60 minutes post-treatment using the Von Frey Hair test (G.M. Pitcher et al., J Neurosci Methods, 87:185-93 (1999)).

[0827] FIG. 9 shows that Compound 17, alone or in combination with buprenorphine, exerts an analgesic effect in a animal.

[0828] The results show that Compound 17, an illustrative Purine Derivative, exerts an analgesic effect in an animal, and, accordingly, is useful for treating pain.

### 6.20 Example 20

#### Effect of Compound 17 on heart rate

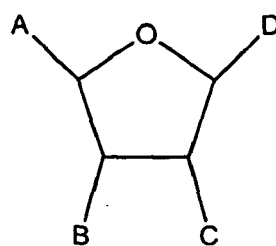
[0829] Adult male Wistar rats (each weighing from about 350 g to about 400 g) were anesthetized as in Example 19, then prepared for monitoring of blood pressure and heart rate. Compound 17 was then intravenously administered via the femoral vein at a dose of 1 ng/kg/minute, 10 ng/kg/minute, or 1000 ng/kg/minute (n = 2 animals per dosage size) for a total administration period of 20 minutes.

[0830] The results show that a 10 ng/kg/minute dose of lowered heart rate from 440 beats per minute to 370 beats per minute and that the 1000 ng/kg/minute dose reduced heart rate from 440 beats per minute to 150 beats per minute. Thus, Compound 17, an illustrative Purine Derivative is exerts a heart rate lowering effect, and accordingly, a Purine Derivative is useful for lowering an animal's ventricular rate to a rate of not less than about 40 beats per minute.

[0831] The present invention is not to be limited in scope by the specific embodiments disclosed in the examples which are intended as illustrations of a few aspects of the invention and any embodiments that are functionally equivalent are within the scope of this invention. Indeed, various modifications of the invention in addition to those shown and described herein will become apparent to those skilled in the art and are intended to fall within the scope of the appended claims.

### Claims

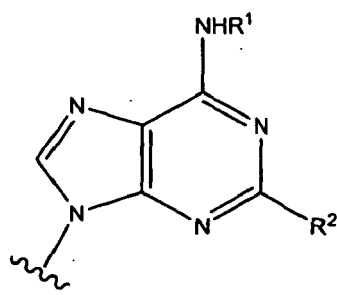
1. A compound having the formula



(Ib)

or a pharmaceutically acceptable salt thereof,  
wherein

A is  $-\text{CH}_2\text{ONO}_2$ ;  
B and C are  $-\text{OH}$ ;  
D is



A and B are *trans* with respect to each other;

B and C are *cis* with respect to each other;

C and D are *cis* or *trans* with respect to each other;

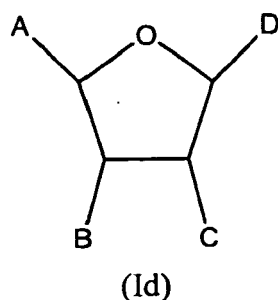
R¹ is pentyl, isopentyl, neopentyl, hexyl, isohexyl, neoheptyl, heptyl, isoheptyl, neoheptyl, octyl, isooctyl, neoctyl, nonyl, isononyl, neononyl, decyl, isodecyl, neodecyl, -aryl, -3- to 7-membered monocyclic heterocycle, -8- to 12-membered bicyclic heterocycle, -C<sub>3</sub>-C<sub>8</sub> monocyclic cycloalkyl, -C<sub>3</sub>-C<sub>8</sub> monocyclic cycloalkenyl, -C<sub>8</sub>-C<sub>12</sub> bicyclic cycloalkyl, -C<sub>8</sub>-C<sub>12</sub> bicyclic cycloalkenyl -(CH<sub>2</sub>)<sub>n</sub>-(C<sub>3</sub>-C<sub>8</sub> monocyclic cycloalkyl), -(CH<sub>2</sub>)<sub>n</sub>-(C<sub>3</sub>-C<sub>8</sub> monocyclic cycloalkenyl), -(CH<sub>2</sub>)<sub>n</sub>-(C<sub>8</sub>-C<sub>12</sub> bicyclic cycloalkyl), -(CH<sub>2</sub>)<sub>n</sub>-(C<sub>8</sub>-C<sub>12</sub> bicyclic cycloalkenyl), or -(CH<sub>2</sub>)<sub>n</sub>-aryl; R² is -CN, -NHR⁴, -NHC(O)R⁴, -NHC(O)OR⁴, -NHC(O)NHR⁴, -NHNHC(O)R⁴, -NHNHC(O)OR⁴, -NHNHC(O)NHR⁴, or -NH-N=C(R⁶)R⁷;

R⁴ is -C<sub>1</sub>-C<sub>15</sub> alkyl, -aryl, -(CH<sub>2</sub>)<sub>n</sub>-aryl, -(CH<sub>2</sub>)<sub>n</sub>-(3- to 7-membered monocyclic heterocycle), -(CH<sub>2</sub>)<sub>n</sub>-(8- to 12-membered bicyclic heterocycle), -(CH<sub>2</sub>)<sub>n</sub>-(C<sub>3</sub>-C<sub>8</sub> monocyclic cycloalkyl), -(CH<sub>2</sub>)<sub>n</sub>-(C<sub>3</sub>-C<sub>8</sub> monocyclic cycloalkenyl), -(CH<sub>2</sub>)<sub>n</sub>-(C<sub>8</sub>-C<sub>12</sub> bicyclic cycloalkyl), -(CH<sub>2</sub>)<sub>n</sub>-(C<sub>8</sub>-C<sub>12</sub> bicyclic cycloalkenyl), -C≡C-(C<sub>1</sub>-C<sub>10</sub> alkyl) or -C≡C-aryl;

R⁶ is -C<sub>1</sub>-C<sub>10</sub> alkyl, -aryl, -(CH<sub>2</sub>)<sub>n</sub>-aryl, -(CH<sub>2</sub>)<sub>n</sub>-(3- to 7-membered monocyclic heterocycle), -(CH<sub>2</sub>)<sub>n</sub>-(8- to 12-membered bicyclic heterocycle), -(CH<sub>2</sub>)<sub>n</sub>-(C<sub>3</sub>-C<sub>8</sub> monocyclic cycloalkyl), -(CH<sub>2</sub>)<sub>n</sub>-(C<sub>3</sub>-C<sub>8</sub> monocyclic cycloalkenyl), -(CH<sub>2</sub>)<sub>n</sub>-(C<sub>8</sub>-C<sub>12</sub> bicyclic cycloalkyl), -(CH<sub>2</sub>)<sub>n</sub>-(C<sub>8</sub>-C<sub>12</sub> bicyclic cycloalkenyl), -phenylene-(CH<sub>2</sub>)<sub>n</sub>COOH, or -phenylene-(CH<sub>2</sub>)<sub>n</sub>COO-(C<sub>1</sub>-C<sub>10</sub> alkyl);

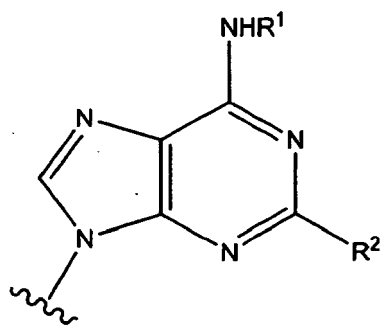
R⁷ is -H, -C<sub>1</sub>-C<sub>10</sub> alkyl, -aryl, -(CH<sub>2</sub>)<sub>n</sub>-aryl, -(CH<sub>2</sub>)<sub>n</sub>-(3- to 7-membered monocyclic heterocycle), -(CH<sub>2</sub>)<sub>n</sub>-(8- to 12-membered bicyclic heterocycle), -(CH<sub>2</sub>)<sub>n</sub>-(C<sub>3</sub>-C<sub>8</sub> monocyclic cycloalkyl), -(CH<sub>2</sub>)<sub>n</sub>-(C<sub>3</sub>-C<sub>8</sub> monocyclic cycloalkenyl), -(CH<sub>2</sub>)<sub>n</sub>-(C<sub>8</sub>-C<sub>12</sub> bicyclic cycloalkenyl) or -(CH<sub>2</sub>)<sub>n</sub>-(C<sub>8</sub>-C<sub>12</sub> bicyclic cycloalkyl); and each n is independently an integer ranging from 1 to 5.

2. A compound having the formula



or a pharmaceutically acceptable salt thereof,  
wherein

A is -R<sup>3</sup>;  
B and C are -OH;  
D is



A and B are *trans* with respect to each other;

B and C are *cis* with respect to each other;

C and D are *cis* or *trans* with respect to each other;

R<sup>1</sup> is -H, -C<sub>1</sub>-C<sub>10</sub> alkyl, -aryl, -3- to 7-membered monocyclic heterocycle, -8- to 12- membered bicyclic heterocycle, -C<sub>3</sub>-C<sub>8</sub> monocyclic cycloalkyl, -C<sub>3</sub>-C<sub>8</sub> monocyclic cycloalkenyl, -C<sub>8</sub>-C<sub>12</sub> bicyclic cycloalkyl, -C<sub>8</sub>-C<sub>12</sub> bicyclic cycloalkenyl, -(CH<sub>2</sub>)<sub>n</sub>-(C<sub>3</sub>-C<sub>8</sub> monocyclic cycloalkyl), -(CH<sub>2</sub>)<sub>n</sub>-(C<sub>3</sub>-C<sub>8</sub> monocyclic cycloalkenyl), -(CH<sub>2</sub>)<sub>n</sub>-(C<sub>8</sub>-C<sub>12</sub> bicyclic cycloalkyl), -(CH<sub>2</sub>)<sub>n</sub>-(C<sub>8</sub>-C<sub>12</sub> bicyclic cycloalkenyl), or -(CH<sub>2</sub>)<sub>n</sub>-aryl;

R<sup>2</sup> is -H, -halo, -CN, -NHR<sup>4</sup>, -OR<sup>4</sup>, -SR<sup>4</sup>, -NHC(O)R<sup>4</sup>, -NHC(O)OR<sup>4</sup>, -NHC(O)NHR<sup>4</sup>, -NHNHC(O)R<sup>4</sup>, -NHNHC(O)NHR<sup>4</sup>, -NHNHC(O)OR<sup>4</sup> or -NH-N=C(R<sup>6</sup>)R<sup>7</sup>;

R<sup>3</sup> is -CH<sub>2</sub>ONO;

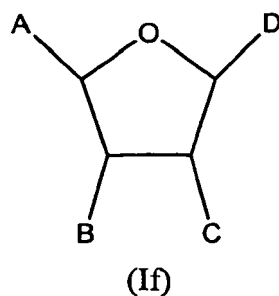
R<sup>4</sup> is -C<sub>1</sub>-C<sub>15</sub> alkyl, -aryl, -(CH<sub>2</sub>)<sub>n</sub>-aryl, -(CH<sub>2</sub>)<sub>n</sub>-(3- to 7-membered monocyclic heterocycle), -(CH<sub>2</sub>)<sub>n</sub>-(8- to 12-membered bicyclic heterocycle), -(CH<sub>2</sub>)<sub>n</sub>-(C<sub>3</sub>-C<sub>8</sub> monocyclic cycloalkyl), -(CH<sub>2</sub>)<sub>n</sub>-(C<sub>3</sub>-C<sub>8</sub> monocyclic cycloalkenyl), -(CH<sub>2</sub>)<sub>n</sub>-(C<sub>8</sub>-C<sub>12</sub> bicyclic cycloalkyl), -(CH<sub>2</sub>)<sub>n</sub>-(C<sub>8</sub>-C<sub>12</sub> bicyclic cycloalkenyl), -C≡C-(C<sub>1</sub>-C<sub>10</sub> alkyl) or -C≡C-aryl;

R<sup>6</sup> is -C<sub>1</sub>-C<sub>10</sub> alkyl, -aryl, -(CH<sub>2</sub>)<sub>n</sub>-aryl, -(CH<sub>2</sub>)<sub>n</sub>-(C<sub>3</sub>-C<sub>8</sub> monocyclic cycloalkyl), -(CH<sub>2</sub>)<sub>n</sub>-(C<sub>3</sub>-C<sub>8</sub> monocyclic cycloalkenyl), -(CH<sub>2</sub>)<sub>n</sub>-(C<sub>8</sub>-C<sub>12</sub> bicyclic cycloalkyl), -(CH<sub>2</sub>)<sub>n</sub>-(C<sub>8</sub>-C<sub>12</sub> bicyclic cycloalkenyl), -(CH<sub>2</sub>)<sub>n</sub>-(3- to 7-membered monocyclic heterocycle), -(CH<sub>2</sub>)<sub>n</sub>-(8- to 12-membered bicyclic heterocycle), -phenylene-(CH<sub>2</sub>)<sub>n</sub>COOH, or -phenylene-(CH<sub>2</sub>)<sub>n</sub>COO-(C<sub>1</sub>-C<sub>10</sub> alkyl);

R<sup>7</sup> is -H, -C<sub>1</sub>-C<sub>10</sub> alkyl, -aryl, -(CH<sub>2</sub>)<sub>n</sub>-aryl, -(CH<sub>2</sub>)<sub>n</sub>-(C<sub>3</sub>-C<sub>8</sub> monocyclic cycloalkyl), -(CH<sub>2</sub>)<sub>n</sub>-(C<sub>3</sub>-C<sub>8</sub> monocyclic cycloalkenyl), -(CH<sub>2</sub>)<sub>n</sub>-(C<sub>8</sub>-C<sub>12</sub> bicyclic cycloalkyl), -(CH<sub>2</sub>)<sub>n</sub>-(C<sub>8</sub>-C<sub>12</sub> bicyclic cycloalkenyl), -(CH<sub>2</sub>)<sub>n</sub>-(3- to 7-membered monocyclic heterocycle), or -(CH<sub>2</sub>)<sub>n</sub>-(8- to 12-membered bicyclic heterocycle); and

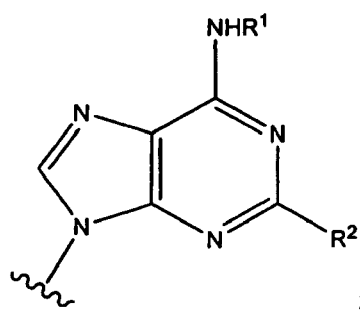
each n is independently an integer ranging from 1 to 5.

3. A compound having the formula



or a pharmaceutically acceptable salt thereof,  
wherein

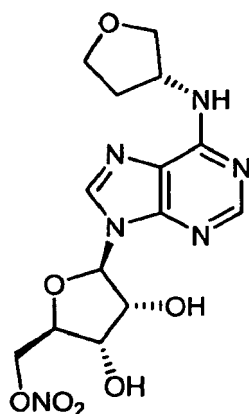
A is  $-\text{CH}_2\text{ONO}_2$ ;  
B and C are  $-\text{OH}$ ;  
D is



A and B are *trans* with respect to each other;  
B and C are *cis* with respect to each other;  
C and D are *cis* or *trans* with respect to each other;  
R¹ is  $-\text{C}_3\text{--C}_8$  monocyclic cycloalkyl; optionally further substituted with one or more hydroxyl substituents and  
R² is  $-\text{H}$  or  $-\text{halo}$ .

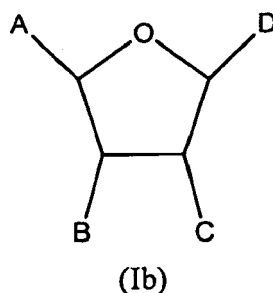
4. A compound having the formula





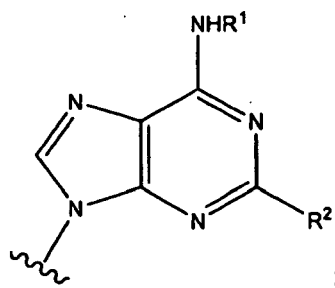
or a pharmaceutically acceptable salt thereof.

5. A composition comprising an effective amount of a compound or a pharmaceutically acceptable salt of the compound of any one of claims 1-4 and a physiologically acceptable carrier or vehicle.
6. The use of an effective amount of a compound of any one of claims 1-4 or a pharmaceutically acceptable salt thereof for the manufacture of a medicament for treating a neurological disorder in an animal.
7. A compound of any one of claims 1-4 or a pharmaceutically acceptable salt thereof for use in the treatment of a neurological disorder in an animal.
8. The use of an effective amount of a compound of any one of claims 1-4 or a pharmaceutically acceptable salt thereof for the manufacture of a medicament for treating a cardiovascular disease in an animal.
9. A compound of any one of claims 1-4 or a pharmaceutically acceptable salt thereof for use in the treatment of a cardiovascular disease in an animal.
10. The use of an effective amount of a compound of any one of claims 1-4 or a pharmaceutically acceptable salt thereof for the manufacture of a medicament for treating an ischemic condition in an animal.
11. A compound of any one of claims 1-4 or a pharmaceutically acceptable salt thereof for use in the treatment of an ischemic condition in an animal.
12. The use of an effective amount of a compound of any one of claims 1-4 or a pharmaceutically acceptable salt thereof for the manufacture of a medicament for treating diabetes in an animal.
13. A compound of any one of claims 1-4 or a pharmaceutically acceptable salt thereof for use in the treatment of diabetes in an animal.
14. A composition comprising a cardioplegia-inducing agent, an effective amount of a compound having the formula



or a pharmaceutically acceptable salt thereof,  
wherein

A is  $-\text{CH}_2\text{ONO}_2$ ;  
B and C are  $-\text{OH}$ ;  
D is



A and B are *trans* with respect to each other;

B and C are *cis* with respect to each other;

C and D are *cis* or *trans* with respect to each other;

R¹ is -H,  $-\text{C}_1\text{-C}_{10}$  alkyl, -aryl, -3- to 7-membered monocyclic heterocycle, -8- to 12- membered bicyclic heterocycle,  $-\text{C}_3\text{-C}_8$  monocyclic cycloalkyl,  $-\text{C}_3\text{-C}_8$  monocyclic cycloalkenyl,  $-\text{C}_8\text{-C}_{12}$  bicyclic cycloalkyl,  $-\text{C}_8\text{-C}_{12}$  bicyclic cycloalkenyl,  $-(\text{CH}_2)_n\text{-(C}_3\text{-C}_8\text{ monocyclic cycloalkyl)}$ ,  $-(\text{CH}_2)_n\text{-(C}_3\text{-C}_8\text{ monocyclic cycloalkenyl)}$ ,  $-(\text{CH}_2)_n\text{-(C}_8\text{-C}_{12}\text{ bicyclic cycloalkyl)}$ ,  $-(\text{CH}_2)_n\text{-(C}_8\text{-C}_{12}\text{ bicyclic cycloalkenyl)}$ , or  $-(\text{CH}_2)_n\text{-aryl}$ ;

R² is -CN, -NHR⁴, -NHC(O)R⁴, -NHC(O)OR⁴, -NHC(O)NHR⁴, -NHNHC(O)R⁴, -NHNHC(O)OR⁴, -NHNHC(O)NHR⁴, or -NH-N=C(R⁶)R⁷;

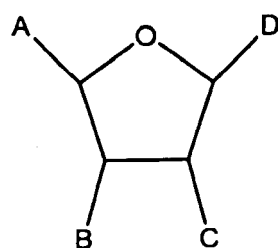
R⁴ is  $-\text{C}_1\text{-C}_{15}$  alkyl, -aryl,  $-(\text{CH}_2)_n\text{-aryl}$ ,  $-(\text{CH}_2)_n\text{-(3- to 7-membered monocyclic heterocycle)}$ ,  $-(\text{CH}_2)_n\text{-(8- to 12-membered bicyclic heterocycle)}$ ,  $-(\text{CH}_2)_n\text{-(C}_3\text{-C}_8\text{ monocyclic cycloalkyl)}$ ,  $-(\text{CH}_2)_n\text{-(C}_3\text{-C}_8\text{ monocyclic cycloalkenyl)}$ ,  $-(\text{CH}_2)_n\text{-(C}_8\text{-C}_{12}\text{ bicyclic cycloalkyl)}$ ,  $-(\text{CH}_2)_n\text{-(C}_8\text{-C}_{12}\text{ bicyclic cycloalkenyl)}$ ,  $-\text{C}\equiv\text{C-(C}_1\text{-C}_{10}\text{ alkyl)}$  or  $-\text{C}\equiv\text{C-aryl}$ ;

R⁶ is  $-\text{C}_1\text{-C}_{10}$  alkyl, -aryl,  $-(\text{CH}_2)_n\text{-aryl}$ ,  $-(\text{CH}_2)_n\text{-(3- to 7-membered monocyclic heterocycle)}$ ,  $-(\text{CH}_2)_n\text{-(8- to 12-membered bicyclic heterocycle)}$ ,  $-(\text{CH}_2)_n\text{-(C}_3\text{-C}_8\text{ monocyclic cycloalkyl)}$ ,  $-(\text{CH}_2)_n\text{-(C}_3\text{-C}_8\text{ monocyclic cycloalkenyl)}$ ,  $-(\text{CH}_2)_n\text{-(C}_8\text{-C}_{12}\text{ bicyclic cycloalkyl)}$ ,  $-(\text{CH}_2)_n\text{-(C}_8\text{-C}_{12}\text{ bicyclic cycloalkenyl)}$ ,  $-(\text{CH}_2)_n\text{-(C}_3\text{-C}_8\text{ monocyclic cycloalkenyl)}$ , -phenylene- $(\text{CH}_2)_n\text{COOH}$ , or -phenylene- $(\text{CH}_2)_n\text{COO-(C}_1\text{-C}_{10}\text{ alkyl)}$ ;

R⁷ is -H,  $-\text{C}_1\text{-C}_{10}$  alkyl, -aryl,  $-(\text{CH}_2)_n\text{-aryl}$ ,  $-(\text{CH}_2)_n\text{-(3- to 7-membered monocyclic heterocycle)}$ ,  $-(\text{CH}_2)_n\text{-(8- to 12-membered bicyclic heterocycle)}$ ,  $-(\text{CH}_2)_n\text{-(C}_3\text{-C}_8\text{ monocyclic cycloalkyl)}$ ,  $-(\text{CH}_2)_n\text{-(C}_3\text{-C}_8\text{ monocyclic cycloalkenyl)}$ ,  $-(\text{CH}_2)_n\text{-(C}_8\text{-C}_{12}\text{ bicyclic cycloalkenyl)}$  or  $-(\text{CH}_2)_n\text{-(C}_8\text{-C}_{12}\text{ bicyclic cycloalkyl)}$ ;

each n is independently an integer ranging from 1 to 5; and a physiologically acceptable carrier or vehicle, wherein said cardioplegia-inducing agent is potassium chloride, procaine, lidocaine, novocaine, bupivocaine, nicorandil, pinacidil, halothane, St. Thomas solution, Fremes solution, 2,3-butanedione monoxime, or esmolol.

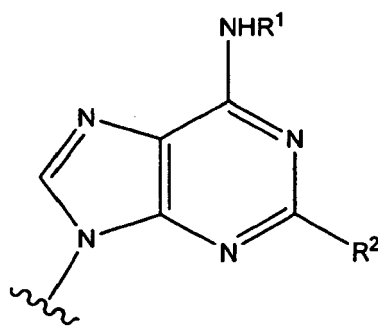
15. A composition comprising a cardioplegia-inducing agent, an effective amount of a compound having the formula



(Id)

or a pharmaceutically acceptable salt thereof,  
wherein

A is  $-R^3$ ;  
B and C are  $-OH$ ;  
D is



A and B are *trans* with respect to each other;

B and C are *cis* with respect to each other;

C and D are *cis* or *trans* with respect to each other;

$R^1$  is  $-H$ ,  $-C_1-C_{10}$  alkyl,  $-aryl$ ,  $-3-$  to  $7-$  membered monocyclic heterocycle,  $-8-$  to  $12-$  membered bicyclic heterocycle,  $-C_3-C_8$  monocyclic cycloalkyl,  $-C_3-C_8$  monocyclic cycloalkenyl,  $-C_8-C_{12}$  bicyclic cycloalkyl,  $-C_8-C_{12}$  bicyclic cycloalkenyl,  $-(CH_2)_n-(C_3-C_8$  monocyclic cycloalkyl),  $-(CH_2)_n-(C_3-C_8$  monocyclic cycloalkenyl),  $-(CH_2)_n-(C_8-C_{12}$  bicyclic cycloalkyl),  $-(CH_2)_n-(C_8-C_{12}$  bicyclic cycloalkenyl), or  $-(CH_2)_n-aryl$ ;

$R^2$  is  $-H$ ,  $-halo$ ,  $-CN$ ,  $-NHR^4$ ,  $-OR^4$ ,  $-SR^4$ ,  $-NHC(O)R^4$ ,  $-NHC(O)OR^4$ ,  $-NHC(O)NHR^4$ ,  $-NHNHC(O)R^4$ ,  $-NHNHC(O)NHR^4$ ,  $-NHNHC(O)OR^4$  or  $-NH-N=C(R^6)R^7$ ;

$R^3$  is  $-CH_2ONO$  or  $-CH_2OSO_3H$ ;

$R^4$  is  $-C_1-C_{15}$  alkyl,  $-aryl$ ,  $-(CH_2)_n-aryl$ ,  $-(CH_2)_n-(3-$  to  $7-$  membered monocyclic heterocycle),  $-(CH_2)_n-(8-$  to  $12-$  membered bicyclic heterocycle),  $-(CH_2)_n-(C_3-C_8$  monocyclic cycloalkyl),  $-(CH_2)_n-(C_3-C_8$  monocyclic cycloalkenyl),  $-(CH_2)_n-(C_8-C_{12}$  bicyclic cycloalkyl),  $-(CH_2)_n-(C_8-C_{12}$  bicyclic cycloalkenyl),  $-C\equiv C-(C_1-C_{10}$  alkyl) or  $-C\equiv C-aryl$ ;

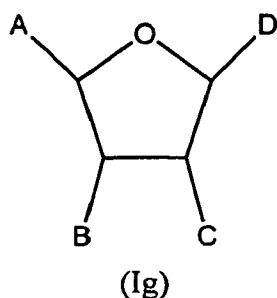
$R^6$  is  $-C_1-C_{10}$  alkyl,  $-aryl$ ,  $-(CH_2)_n-aryl$ ,  $-(CH_2)_n-(C_3-C_8$  monocyclic cycloalkyl),  $-(CH_2)_n-(C_3-C_8$  monocyclic cycloalkenyl),  $-(CH_2)_n-(C_8-C_{12}$  bicyclic cycloalkyl),  $-(CH_2)_n-(C_8-C_{12}$  bicyclic cycloalkenyl),  $-(CH_2)_n-(3-$  to  $7-$  membered monocyclic heterocycle),  $-(CH_2)_n-(8-$  to  $12-$  membered bicyclic heterocycle),  $-phenylene-(CH_2)_nCOOH$ , or  $-phenylene-(CH_2)_nCOO-(C_1-C_{10}$  alkyl)

$R^7$  is  $-H$ ,  $-C_1-C_{10}$  alkyl,  $-aryl$ ,  $-(CH_2)_n-aryl$ ,  $-(CH_2)_n-(C_3-C_8$  monocyclic cycloalkyl),  $-(CH_2)_n-(C_3-C_8$  monocyclic cycloalkenyl),  $-(CH_2)_n-(C_8-C_{12}$  bicyclic cycloalkyl),  $-(CH_2)_n-(C_8-C_{12}$  bicyclic cycloalkenyl),  $-(CH_2)_n-(3-$  to  $7-$  membered monocyclic heterocycle), or  $-(CH_2)_n-(8-$  to  $12-$  membered bicyclic heterocycle); and

each  $n$  is independently an integer ranging from 1 to 5, and a physiologically acceptable carrier or vehicle, wherein said cardioplegia-inducing agent is potassium chloride, procaine, lidocaine, novocaine, bupivocaine, nicorandil, pinacidil, halothane, St. Thomas solution, Fremes solution, 2,3-butanedione monoxime, or esmolol.

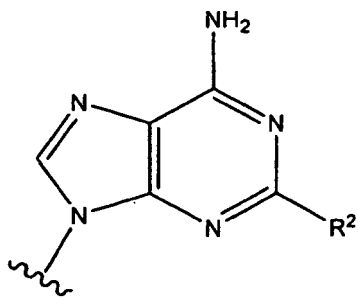
16. A composition comprising a cardioplegia-inducing agent, an effective amount of the compound or pharmaceutically acceptable salt of the compound of claim 3, and a physiologically acceptable carrier or vehicle, wherein said cardioplegia-inducing agent is potassium chloride, procaine, lidocaine, novocaine, bupivocaine, nicorandil, pinacidil, halothane, St. Thomas solution, Fremes solution, 2,3-butanedione monoxime, or esmolol.

17. A composition comprising a cardioplegia-inducing agent, an effective amount of a compound having the formula



or a pharmaceutically acceptable salt thereof,  
wherein

A is  $-\text{CH}_2\text{ONO}_2$ ;  
B and C are  $-\text{OH}$ ;  
D is



A and B are *trans* with respect to each other;  
B and C are *cis* with respect to each other;  
C and D are *cis* or *trans* with respect to each other; and  
 $\text{R}^2$  is -halo, and a physiologically acceptable carrier or vehicle.

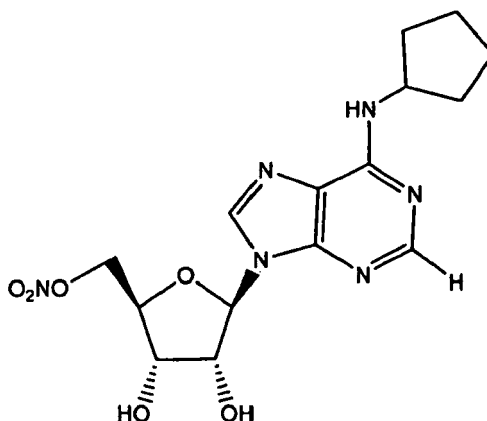
18. The use of an effective amount of a compound of any one of claims 1-4 or a pharmaceutically acceptable salt thereof and a cardioplegia-inducing agent for the manufacture of a medicament for protecting an animal's heart against myocardial damage during cardioplegia in the animal.

19. A compound of any one of claims 1-4 or a pharmaceutically acceptable salt thereof and a cardioplegia-inducing agent for use in the protection of an animal's heart against myocardial damage during cardioplegia in the animal.

20. The use of an effective amount of a compound of any one of claims 1-4 or a pharmaceutically acceptable salt thereof for the manufacture of a medicament for reducing an animal's rate of metabolism.

21. A compound of any one of claims 1-4 or a pharmaceutically acceptable salt thereof for use in the reduction of an animal's rate of metabolism.

22. The use of an effective amount of a compound of any one of claims 1-4 or a pharmaceutically acceptable salt thereof for the manufacture of a medicament for reducing an animal's rate of oxygen metabolism.
23. A compound of any one of claims 1-4 or a pharmaceutically acceptable salt thereof for use in the reduction of an animal's rate of oxygen metabolism.
24. The use of an effective amount of a compound of any one of claims 1-4 or a pharmaceutically acceptable salt thereof for the manufacture of a medicament for treating obesity in an animal.
25. A compound of any one of claims 1-4 or a pharmaceutically acceptable salt thereof for use in the treatment of obesity in an animal.
26. The use of an effective amount of a compound of any one of claims 1-4 or a pharmaceutically acceptable salt thereof for the manufacture of a medicament for treating or preventing a wasting disease in an animal.
27. A compound of any one of claims 1-4 or a pharmaceutically acceptable salt thereof for use in the treatment or prevention of a wasting disease in an animal.
28. The use of an effective amount of a compound of any one of claims 1-4 or a pharmaceutically acceptable salt thereof for the manufacture of a medicament for treating or preventing a reperfusion injury in an animal.
29. A compound of any one of claims 1-4 or a pharmaceutically acceptable salt thereof for use in the treatment or prevention of a reperfusion injury in an animal.
30. The compound of claim 3 having the formula:



or a pharmaceutically acceptable salt thereof.

31. A composition comprising an effective amount of a compound or a pharmaceutically acceptable salt of the compound of claim 30 and a physiologically acceptable carrier or vehicle.
32. The use of an effective amount of a compound of claim 3 or claim 30 or a pharmaceutically acceptable salt thereof for the manufacture of a medicament for treating a tachycardia in an animal.
33. A compound of claim 3 or claim 30 or a pharmaceutically acceptable salt thereof for use in the treatment of a tachycardia in an animal.
34. The use as claimed in claim 32 or the compound of claim 33, wherein the tachycardia is atrial fibrillation or a supraventricular tachycardia.
35. The use as claimed in claim 32 or the compound of claim 33, wherein the treating includes lowering the animal's ventricular rate to a rate of from about 60 beats per minute to about 100 beats per minute.

36. The use as claimed in claim 32 or the compound of claim 33, wherein the treating includes lowering the animal's ventricular rate to a rate of not less than 40 beats per minute.

37. The compound of claim 1, wherein A and B are *trans* with respect to each other; B and C are *cis* with respect to each other; and C and D are *trans* with respect to each other.

38. The compound of claim 1, wherein R<sup>1</sup> is -C<sub>3</sub>-C<sub>8</sub> monocyclic cycloalkyl.

39. The compound of claim 1, wherein R<sup>1</sup> is cyclopentyl.

40. The compound of claim 2, wherein A and B are *trans* with respect to each other; B and C are *cis* with respect to each other; and C and D are *trans* with respect to each other.

41. The compound of claim 2, wherein R<sup>1</sup> is -C<sub>3</sub>-C<sub>8</sub> monocyclic cycloalkyl.

42. The compound of claim 2, wherein R<sup>1</sup> is cyclopentyl.

43. The compound of claim 2, wherein R<sup>2</sup> is -H or -halo.

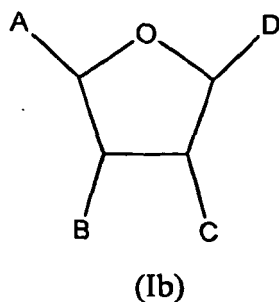
44. The compound of claim 3, wherein A and B are *trans* with respect to each other; B and C are *cis* with respect to each other; and C and D are *trans* with respect to each other.

45. The compound of claim 3, wherein R<sup>1</sup> is -C<sub>5</sub>-C<sub>6</sub> monocyclic cycloalkyl.

46. The compound of claim 3, wherein R<sup>1</sup> is cyclopentyl.

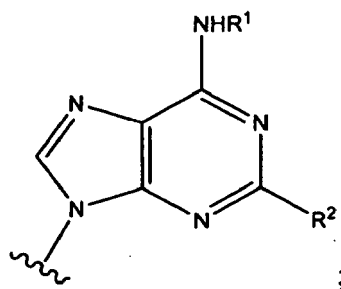
47. The compound of claim 3, wherein the -C<sub>3</sub>-C<sub>8</sub> monocyclic cycloalkyl is further substituted with one or more hydroxyl substituents.

48. A compound having the formula



or a pharmaceutically acceptable salt thereof,  
wherein

A is -CH<sub>2</sub>ONO<sub>2</sub>;  
B and C are -OH;  
D is



A and B are *trans* with respect to each other;

B and C are *cis* with respect to each other;

C and D are *cis* or *trans* with respect to each other;

R¹ is -H, -C₁-C₁₀ alkyl, -aryl, -3- to 7-membered monocyclic heterocycle, -8- to 12-membered bicyclic heterocycle, -C₃-C₈ monocyclic cycloalkyl, -C₃-C₈ monocyclic cycloalkenyl, -C₈-C₁₂ bicyclic cycloalkyl, -C₈-C₁₂ bicyclic cycloalkenyl, -(CH₂)ₙ-(C₃-C₈ monocyclic cycloalkyl), -(CH₂)ₙ-(C₃-C₈ monocyclic cycloalkenyl), -(CH₂)ₙ-(C₈-C₁₂ bicyclic cycloalkyl), or -(CH₂)ₙ-aryl;

R² is -CN, -NHR⁴, -NHC(O)R⁴, -NHC(O)NHR⁴, -NHNHC(O)R⁴, -NHNHC(O)OR⁴, -NHNHC(O)NHR⁴, or -NH-N=C(R⁶)R⁷;

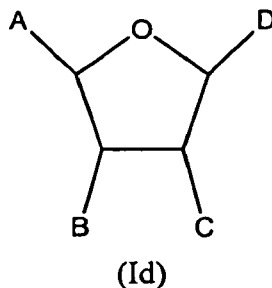
R⁴ is -C₁-C₁₅ alkyl, -aryl, -(CH₂)ₙ-aryl, -(CH₂)ₙ-(3- to 7-membered monocyclic heterocycle), -(CH₂)ₙ-(8- to 12-membered bicyclic heterocycle), -(CH₂)ₙ-(C₃-C₈ monocyclic cycloalkyl), -(CH₂)ₙ-(C₃-C₈ monocyclic cycloalkenyl), -(CH₂)ₙ-(C₈-C₁₂ bicyclic cycloalkyl), -(CH₂)ₙ-(C₈-C₁₂ bicyclic cycloalkenyl), -C≡C-(C₁-C₁₀ alkyl) or -C≡C-aryl;

R⁶ is -C₁-C₁₀ alkyl, -aryl, -(CH₂)ₙ-aryl, -(CH₂)ₙ-(3- to 7-membered monocyclic heterocycle), -(CH₂)ₙ-(8- to 12-membered bicyclic heterocycle), -(CH₂)ₙ-(C₃-C₈ monocyclic cycloalkyl), -(CH₂)ₙ-(C₃-C₈ monocyclic cycloalkenyl), -(CH₂)ₙ-(C₈-C₁₂ bicyclic cycloalkyl), -(CH₂)ₙ-(C₈-C₁₂ bicyclic cycloalkenyl), -(CH₂)ₙ-(C₃-C₈ monocyclic cycloalkenyl), -phenylene-(CH₂)ₙCOOH, or -phenylene-(CH₂)ₙCOO-(C₁-C₁₀ alkyl);

R⁷ is -H, -C₁-C₁₀ alkyl, -aryl, -(CH₂)ₙ-aryl, -(CH₂)ₙ-(3- to 7-membered monocyclic heterocycle), -(CH₂)ₙ-(8- to 12-membered bicyclic heterocycle), -(CH₂)ₙ-(C₃-C₈ monocyclic cycloalkyl), -(CH₂)ₙ-(C₃-C₈ monocyclic cycloalkenyl), -(CH₂)ₙ-(C₈-C₁₂ bicyclic cycloalkenyl) or -(CH₂)ₙ-(C₈-C₁₂ bicyclic cycloalkyl); and

each n is independently an integer ranging from 1 to 5.

**49.** A compound having the formula

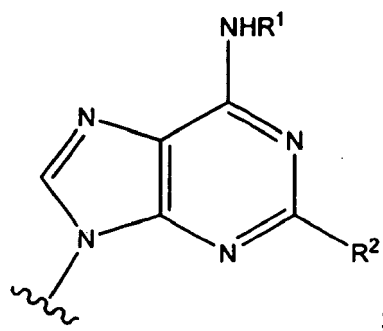


or a pharmaceutically acceptable salt thereof,  
wherein

A is -R³;

B and C are -OH;

D is



A and B are *trans* with respect to each other;

B and C are *cis* with respect to each other;

C and D are *cis* or *trans* with respect to each other;

R¹ is -C₁-C₁₀ alkyl, -aryl, -3- to 7-membered monocyclic heterocycle, -8- to 12- membered bicyclic heterocycle, -C₃-C₈ monocyclic cycloalkyl, -C₈-C₁₂ bicyclic cycloalkyl, -C₈-C₁₂ bicyclic cycloalkenyl, -(CH₂)ₙ-(C₃-C₈ monocyclic cycloalkyl), -(CH₂)ₙ-(C₃-C₈ monocyclic cycloalkenyl), -(CH₂)ₙ-(C₈-C₁₂ bicyclic cycloalkyl), -(CH₂)ₙ-(C₈-C₁₂ bicyclic cycloalkenyl), or -(CH₂)ₙ-aryl;

R² is -H, -halo, -CN, -NHR⁴, -OR⁴, -SR⁴, -NHC(O)R⁴, -NHC(O)OR⁴, -NHC(O)NHR⁴, -NHNHC(O)R⁴, -NHNHC(O)NHR⁴, -NHNHC(O)OR⁴ or -NH-N=C(R⁶)R⁷;

R³ is -CH₂OSO₃H;

R⁴ is -C₁-C₁₅ alkyl, -aryl, -(CH₂)ₙ-aryl, -(CH₂)ₙ-(3- to 7-membered monocyclic heterocycle), -(CH₂)ₙ-(8- to 12-membered bicyclic heterocycle), -(CH₂)ₙ-(C₃-C₈ monocyclic cycloalkyl), -(CH₂)ₙ-(C₃-C₈ monocyclic cycloalkenyl), -(CH₂)ₙ-(C₈-C₁₂ bicyclic cycloalkyl), -(CH₂)ₙ-(C₈-C₁₂ bicyclic cycloalkenyl), -C≡C-(C₁-C₁₀ alkyl) or -C≡C-aryl;

R⁶ is -C₁-C₁₀ alkyl, -aryl, -(CH₂)ₙ-aryl, -(CH₂)ₙ-(C₃-C₈ monocyclic cycloalkyl), -(CH₂)ₙ-(C₃-C₈ monocyclic cycloalkenyl), -(CH₂)ₙ-(C₈-C₁₂ bicyclic cycloalkyl), -(CH₂)ₙ-(C₈-C₁₂ bicyclic cycloalkenyl), -(CH₂)ₙ-(3- to 7-membered monocyclic heterocycle), -(CH₂)ₙ-(8- to 12-membered bicyclic heterocycle), -phenylene-(CH₂)ₙCOOH, or -phenylene-(CH₂)ₙCOO-(C₁-C₁₀ alkyl);

R⁷ is -H, -C₁-C₁₀ alkyl, -aryl, -(CH₂)ₙ-aryl, -(CH₂)ₙ-(C₃-C₈ monocyclic cycloalkyl), -(CH₂)ₙ-(C₃-C₈ monocyclic cycloalkenyl), -(CH₂)ₙ-(C₈-C₁₂ bicyclic cycloalkyl), -(CH₂)ₙ-(C₈-C₁₂ bicyclic cycloalkenyl), -(CH₂)ₙ-(3- to 7-membered monocyclic heterocycle), or -(CH₂)ₙ-(8- to 12-membered bicyclic heterocycle); and each n is independently an integer ranging from 1 to 5.

50. A composition comprising an effective amount of a compound or a pharmaceutically acceptable salt of the compound of any one of claims 48 or 49 and a physiologically acceptable carrier or vehicle.

51. The compound of claim 48, wherein A and B are *trans* with respect to each other; B and C are *cis* with respect to each other; and C and D are *trans* with respect to each other.

52. The compound of claim 48, wherein R¹ is -C₃-C₈ monocyclic cycloalkyl.

53. The compound of claim 52, wherein R¹ is cyclopentyl.

54. The compound of claim 49, wherein A and B are *trans* with respect to each other; B and C are *cis* with respect to each other; and C and D are *trans* with respect to each other.

55. The compound of claim 49, wherein R¹ is -C₃-C₈ monocyclic cycloalkyl.

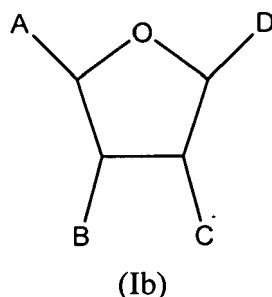
56. The compound of claim 55, wherein R¹ is cyclopentyl.

57. The compound of claim 49, wherein R² is -H or -halo.



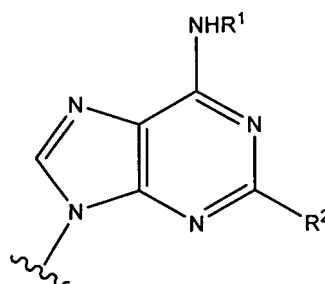
## Patentansprüche

## 1. Verbindung der Formel



oder ein pharmazeutisch verträgliches Salz davon,  
wobei

A -CH<sub>2</sub>ONO<sub>2</sub> ist;  
B und C -OH sind;  
D



ist;

A und B *trans* zueinander stehen;

B und C *cis* zueinander stehen;

C und D *cis* oder *trans* zueinander stehen;

R¹ Pentyl, Isopentyl, Neopentyl, Hexyl, Isohexyl, Neohexyl, Heptyl, Isoheptyl, Neoheptyl, Octyl, Isooctyl, Neooctyl, Nonyl, Isononyl, Neononyl, Decyl, Isodecyl, Neodecyl, -Aryl, -3- bis 7-gliedriger monozyklischer Heterozyklus, -8- bis 12-gliedriger bizyklischer Heterozyklus, -C<sub>3</sub>-C<sub>8</sub> monozyklisches Cycloalkyl, -C<sub>3</sub>-C<sub>8</sub> monozyklisches Cycloalkenyl, -C<sub>8</sub>-C<sub>12</sub> bizyklisches Cycloalkyl, -C<sub>8</sub>-C<sub>12</sub> bizyklisches Cycloalkenyl, -(CH<sub>2</sub>)<sub>n</sub>-(C<sub>3</sub>-C<sub>8</sub> monozyklisches Cycloalkyl), -(CH<sub>2</sub>)<sub>n</sub>-(C<sub>3</sub>-C<sub>8</sub> monozyklisches Cycloalkenyl), -(CH<sub>2</sub>)<sub>n</sub>-(C<sub>8</sub>-C<sub>12</sub> bizyklisches Cycloalkyl), -(CH<sub>2</sub>)<sub>n</sub>-(C<sub>8</sub>-C<sub>12</sub> bizyklisches Cycloalkenyl) oder -(CH<sub>2</sub>)<sub>n</sub>-Aryl ist;

R² -CN, -NHR⁴, -NHC(O)R⁴, -NHC(O)OR⁴, -NHC(O)NHR⁴, -NHNHC(O)R⁴, -NHNHC(O)OR⁴, -NHNHC(O)NHR⁴, oder -NH-N=C(R⁶)R⁷ ist;

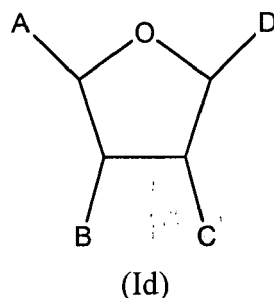
R⁴ -C<sub>1</sub>-C<sub>15</sub> Alkyl, -Aryl, -(CH<sub>2</sub>)<sub>n</sub>-Aryl, -(CH<sub>2</sub>)<sub>n</sub>-(3- bis 7-gliedriger monozyklischer Heterozyklus), -(CH<sub>2</sub>)<sub>n</sub>-(8- bis 12-gliedriger bizyklischer Heterozyklus), -(CH<sub>2</sub>)<sub>n</sub>-(C<sub>3</sub>-C<sub>8</sub> monozyklisches Cycloalkyl), -(CH<sub>2</sub>)<sub>n</sub>-(C<sub>3</sub>-C<sub>8</sub> monozyklisches Cycloalkenyl), -(CH<sub>2</sub>)<sub>n</sub>-(C<sub>8</sub>-C<sub>12</sub> bizyklisches Cycloalkyl), -(CH<sub>2</sub>)<sub>n</sub>-(C<sub>8</sub>-C<sub>12</sub> bizyklisches Cycloalkenyl), -C≡C-(C<sub>1</sub>-C<sub>10</sub> Alkyl) oder -C≡C-Aryl ist;

R⁶ -C<sub>1</sub>-C<sub>10</sub> Alkyl, -Aryl, -(CH<sub>2</sub>)<sub>n</sub>-Aryl, -(CH<sub>2</sub>)<sub>n</sub>-(3- bis 7-gliedriger monozyklischer Heterozyklus), -(CH<sub>2</sub>)<sub>n</sub>-(8- bis 12-gliedriger bizyklischer Heterozyklus), -(CH<sub>2</sub>)<sub>n</sub>-(C<sub>3</sub>-C<sub>8</sub> monozyklisches Cycloalkyl), -(CH<sub>2</sub>)<sub>n</sub>-(C<sub>3</sub>-C<sub>8</sub> monozyklisches Cycloalkenyl), -(CH<sub>2</sub>)<sub>n</sub>-(C<sub>8</sub>-C<sub>12</sub> bizyklisches Cycloalkyl), -(CH<sub>2</sub>)<sub>n</sub>-(C<sub>8</sub>-C<sub>12</sub> bizyklisches Cycloalkenyl), -(CH<sub>2</sub>)<sub>n</sub>-(C<sub>3</sub>-C<sub>8</sub> monozyklisches Cycloalkenyl), -Phenyl-(CH<sub>2</sub>)<sub>n</sub>COOH, oder -Phenyl-(CH<sub>2</sub>)<sub>n</sub>COO-(C<sub>1</sub>-C<sub>10</sub> Alkyl) ist;

$R^7$  -H, -C<sub>1</sub>-C<sub>10</sub> Alkyl, -Aryl, -(CH<sub>2</sub>)<sub>n</sub>-Aryl, -(CH<sub>2</sub>)<sub>n</sub>-(3- bis 7-gliedriger monozyklischer Heterozyklus), -(CH<sub>2</sub>)<sub>n</sub>-(8- bis 12-gliedriger bipyklischer Heterozyklus), -(CH<sub>2</sub>)<sub>n</sub>-(C<sub>3</sub>-C<sub>8</sub> monozyklisches Cycloalkyl), -(CH<sub>2</sub>)<sub>n</sub>-(C<sub>3</sub>-C<sub>8</sub> monozyklisches Cycloalkenyl), -(CH<sub>2</sub>)<sub>n</sub>-(C<sub>8</sub>-C<sub>12</sub> bipyklisches Cycloalkenyl) oder -(CH<sub>2</sub>)<sub>n</sub>-(C<sub>8</sub>-C<sub>12</sub> bipyklisches Cycloalkyl) ist; und

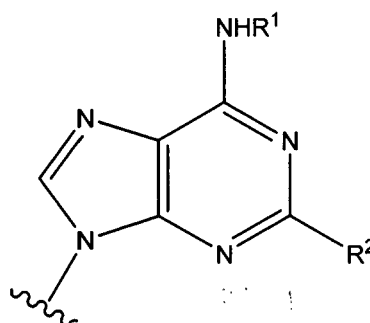
n jeweils unabhängig eine ganze Zahl im Bereich von 1 bis 5 ist.

## 2. Verbindung der Formel



oder ein pharmazeutisch verträgliches Salz davon, wobei

A -R<sup>3</sup> ist;  
B und C -OH sind;  
D



ist;

A und B *trans* zueinander stehen;

B und C *cis* zueinander stehen;

C und D *cis* oder *trans* zueinander stehen;

R<sup>1</sup> -H, -C<sub>1</sub>-C<sub>10</sub> Alkyl, -Aryl, -3- bis 7-gliedriger monozyklischer Heterozyklus, -8- bis 12-gliedriger bipyklischer Heterozyklus, -C<sub>3</sub>-C<sub>8</sub> monozyklisches Cycloalkyl, -C<sub>3</sub>-C<sub>8</sub> monozyklisches Cycloalkenyl, -C<sub>8</sub>-C<sub>12</sub> bipyklisches Cycloalkyl, -C<sub>8</sub>-C<sub>12</sub> bipyklisches Cycloalkenyl, -(CH<sub>2</sub>)<sub>n</sub>-(C<sub>3</sub>-C<sub>8</sub> monozyklisches Cycloalkyl), -(CH<sub>2</sub>)<sub>n</sub>-(C<sub>3</sub>-C<sub>8</sub> monozyklisches Cycloalkenyl), -(CH<sub>2</sub>)<sub>n</sub>-(C<sub>8</sub>-C<sub>12</sub> bipyklisches Cycloalkyl), -(CH<sub>2</sub>)<sub>n</sub>-(C<sub>8</sub>-C<sub>12</sub> bipyklisches Cycloalkenyl), oder -(CH<sub>2</sub>)<sub>n</sub>-Aryl ist;

R<sup>2</sup> -H, -halo, -CN, -NHR<sup>4</sup>, -OR<sup>4</sup>, -SR<sup>4</sup>, -NHC(O)R<sup>4</sup>, -NHC(O)OR<sup>4</sup>, -NHC(O)NHR<sup>4</sup>, -NHNHC(O)R<sup>4</sup>, -NHNHC(O)NHR<sup>4</sup>, -NHNHC(O)OR<sup>4</sup> oder -NH-N=C(R<sup>6</sup>)R<sup>7</sup> ist;

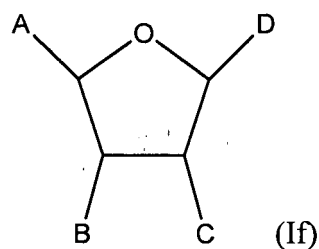
R<sup>3</sup> -CH<sub>2</sub>ONO ist;

R<sup>4</sup> is -C<sub>1</sub>-C<sub>15</sub> Alkyl, -Aryl, -(CH<sub>2</sub>)<sub>n</sub>-Aryl, -(CH<sub>2</sub>)<sub>n</sub>-(3- bis 7-gliedriger monozyklischer Heterozyklus), -(CH<sub>2</sub>)<sub>n</sub>-(8- bis 12-gliedriger bipyklischer Heterozyklus), -(CH<sub>2</sub>)<sub>n</sub>-(C<sub>3</sub>-C<sub>8</sub> monozyklisches Cycloalkyl), -(CH<sub>2</sub>)<sub>n</sub>-(C<sub>3</sub>-C<sub>8</sub> monozyklisches Cycloalkenyl), -(CH<sub>2</sub>)<sub>n</sub>-(C<sub>8</sub>-C<sub>12</sub> bipyklisches Cycloalkyl), -(CH<sub>2</sub>)<sub>n</sub>-(C<sub>8</sub>-C<sub>12</sub> bipyklisches Cycloalkenyl), -C≡C-(C<sub>1</sub>-C<sub>10</sub> Alkyl) oder -C≡C-Aryl ist;

R<sup>6</sup> -C<sub>1</sub>-C<sub>10</sub> Alkyl, -Aryl, -(CH<sub>2</sub>)<sub>n</sub>-Aryl, -(CH<sub>2</sub>)<sub>n</sub>-(C<sub>3</sub>-C<sub>8</sub> monozyklisches Cycloalkyl), -(CH<sub>2</sub>)<sub>n</sub>-(C<sub>3</sub>-C<sub>8</sub> monozykli-

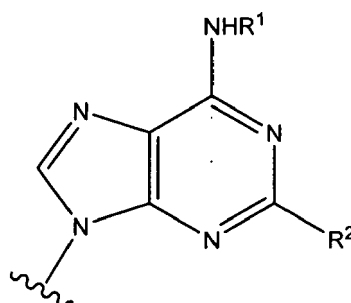
sches Cycloalkenyl),  $-(CH_2)_n-(C_8-C_{12}$  bityklisches Cycloalkyl),  $-(CH_2)_n-(C_8-C_{12}$  bityklisches Cycloalkenyl),  $-(CH_2)_n$ -(3- bis 7-gliedriger monozyklischer Heterozyklus),  $-(CH_2)_n$ -(8- bis 12-gliedriger bityklischer Heterozyklus), -Phenylene- $(CH_2)_n$ COOH, oder -Phenylene- $(CH_2)_n$ COO- $(C_1-C_{10}$  Alkyl) ist;  
 $R^7$  -H,  $-C_1-C_{10}$  Alkyl, -Aryl,  $-(CH_2)_n$ -Aryl,  $-(CH_2)_n$ -( $C_3-C_8$  monozyklisches Cycloalkyl),  $-(CH_2)_n$ -( $C_3-C_8$  monozyklisches Cycloalkenyl),  $-(CH_2)_n$ -( $C_8-C_{12}$  bityklisches Cycloalkyl),  $-(CH_2)_n$ -( $C_8-C_{12}$  bityklisches Cycloalkenyl),  $-(CH_2)_n$ -(3- bis 7-gliedriger monozyklischer Heterozyklus), oder  $-(CH_2)_n$ -(8- bis 12-gliedriger bityklischer Heterozyklus); und  
 $n$  jeweils unabhängig eine ganze Zahl im Bereich von 1 bis 5 ist.

### 3. Verbindung der Formel



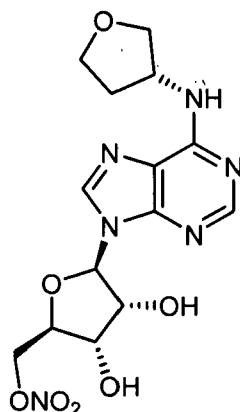
oder ein pharmazeutisch verträgliches Salz davon, wobei

A  $-CH_2ONO_2$  ist;  
 B und C -OH sind;  
 D



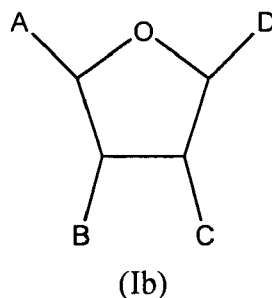
ist;  
 A und B *trans* zueinander stehen;  
 B und C *cis* zueinander stehen;  
 C und D *cis* oder *trans* zueinander stehen;  
 $R^1$   $-C_3-C_8$  monozyklisches Cycloalkyl ist; gegebenenfalls weiterhin substituiert mit einem oder mehreren Hydroxylsubstituenten und  
 $R^2$  -H oder -Halogen ist.

### 4. Verbindung der Formel



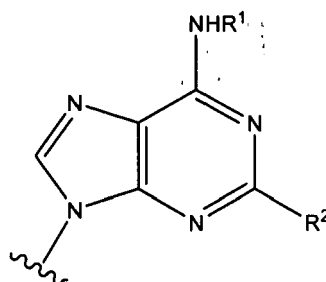
oder ein pharmazeutisch verträgliches Salz davon.

5. Zusammensetzung, umfassend eine wirksame Menge einer Verbindung oder eines pharmazeutisch verträglichen Salzes der Verbindung gemäß irgendeinem der Ansprüche 1 bis 4 und einen physiologisch verträglichen Träger oder Vehikel.
6. Verwendung einer wirksamen Menge einer Verbindung gemäß irgendeinem der Ansprüche 1 bis 4 oder eines pharmazeutisch verträglichen Salzes davon zur Herstellung eines Medikaments zur Behandlung einer neurologischen Störung in einem Lebewesen.
7. Verbindung gemäß irgendeinem der Ansprüche 1 bis 4 oder ein pharmazeutisch verträgliches Salz davon zur Verwendung bei der Behandlung einer neurologischen Störung bei einem Lebewesen.
8. Verwendung einer wirksamen Menge einer Verbindung gemäß irgendeinem der Ansprüche 1 bis 4 oder eines pharmazeutisch verträglichen Salzes davon zur Herstellung eines Medikaments zur Behandlung einer kardiovaskulären Erkrankung bei einem Lebewesen.
9. Verbindung gemäß irgendeinem der Ansprüche 1 bis 4 oder ein pharmazeutisch verträgliches Salz davon zur Verwendung bei der Behandlung einer kardiovaskulären Erkrankung bei einem Lebewesen.
10. Verwendung einer wirksamen Menge einer Verbindung gemäß irgendeinem der Ansprüche 1 bis 4 oder eines pharmazeutisch verträglichen Salzes davon zur Herstellung eines Medikaments zur Behandlung eines ischämischen Zustandes bei einem Lebewesen.
11. Verbindung gemäß irgendeinem der Ansprüche 1 bis 4 oder ein pharmazeutisch verträgliches Salz davon zur Verwendung bei der Behandlung eines ischämischen Zustandes bei einem Lebewesen.
12. Verwendung einer wirksamen Menge einer Verbindung gemäß irgendeinem der Ansprüche 1 bis 4 oder eines pharmazeutisch verträglichen Salzes davon zur Herstellung eines Medikaments zur Behandlung von Diabetes bei einem Lebewesen.
13. Verbindung gemäß irgendeinem der Ansprüche 1 bis 4 oder ein pharmazeutisch verträgliches Salz davon zur Verwendung bei der Behandlung von Diabetes bei einem Lebewesen.
14. Zusammensetzung, umfassend ein kardioplegi induzierendes Mittel, eine wirksame Menge einer Verbindung der Formel



oder ein pharmazeutisch verträgliches Salz davon,  
wobei

A -CH<sub>2</sub>ONO<sub>2</sub> ist;  
B und C -OH sind;  
D



ist;

A und B *trans* zueinander stehen;

B und C *cis* zueinander stehen;

C und D *cis* oder *trans* zueinander stehen;

R<sup>1</sup> -H, -C<sub>1</sub>-C<sub>10</sub> Alkyl, -Aryl, -3- bis 7-gliedriger monozyklischer Heterozyklus, -8- bis 12-gliedriger bizyklischer Heterozyklus, -C<sub>3</sub>-C<sub>8</sub> monozyklisches Cycloalkyl, -C<sub>3</sub>-C<sub>8</sub> monozyklisches Cycloalkenyl, -C<sub>8</sub>-C<sub>12</sub> bizyklisches Cycloalkyl, -C<sub>8</sub>-C<sub>12</sub> bizyklisches Cycloalkenyl, -(CH<sub>2</sub>)<sub>n</sub>-(C<sub>3</sub>-C<sub>8</sub> monozyklisches Cycloalkyl), -(CH<sub>2</sub>)<sub>n</sub>-(C<sub>3</sub>-C<sub>8</sub> monozyklisches Cycloalkenyl), -(CH<sub>2</sub>)<sub>n</sub>-(C<sub>8</sub>-C<sub>12</sub> bizyklisches Cycloalkyl), -(CH<sub>2</sub>)<sub>n</sub>-(C<sub>8</sub>-C<sub>12</sub> bizyklisches Cycloalkenyl) oder -(CH<sub>2</sub>)<sub>n</sub>-Aryl ist;

R<sup>2</sup> -CN, -NHR<sup>4</sup>, -NHC(O)R<sup>4</sup>, -NHC(O)OR<sup>4</sup>, -NHC(O)NHR<sup>4</sup>, -NHNHC(O)R<sup>4</sup>, -NHNHC(O)OR<sup>4</sup>, -NHNHC(O)NHR<sup>4</sup>, oder -NH-N=C(R<sup>6</sup>)R<sup>7</sup> ist;

R<sup>4</sup> -C<sub>1</sub>-C<sub>15</sub> Alkyl, -Aryl, -(CH<sub>2</sub>)<sub>n</sub>-Aryl, -(CH<sub>2</sub>)<sub>n</sub>-(3- bis 7-gliedriger monozyklischer Heterozyklus), -(CH<sub>2</sub>)<sub>n</sub>-(8- bis 12-gliedriger bizyklischer Heterozyklus), -(CH<sub>2</sub>)<sub>n</sub>-(C<sub>3</sub>-C<sub>8</sub> monozyklisches Cycloalkyl), -(CH<sub>2</sub>)<sub>n</sub>-(C<sub>3</sub>-C<sub>8</sub> monozyklisches Cycloalkenyl), -(CH<sub>2</sub>)<sub>n</sub>-(C<sub>8</sub>-C<sub>12</sub> bizyklisches Cycloalkyl), -(CH<sub>2</sub>)<sub>n</sub>-(C<sub>8</sub>-C<sub>12</sub> bizyklisches Cycloalkenyl), -C≡C-(C<sub>1</sub>-C<sub>10</sub> Alkyl) oder -C≡C-Aryl ist;

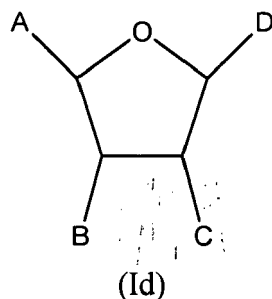
R<sup>6</sup> -C<sub>1</sub>-C<sub>10</sub> Alkyl, -Aryl, -(CH<sub>2</sub>)<sub>n</sub>-Aryl, -(CH<sub>2</sub>)<sub>n</sub>-(3- bis 7-gliedriger monozyklischer Heterozyklus), -(CH<sub>2</sub>)<sub>n</sub>-(8- bis 12-gliedriger bizyklischer Heterozyklus), -(CH<sub>2</sub>)<sub>n</sub>-(C<sub>3</sub>-C<sub>8</sub> monozyklisches Cycloalkyl), -(CH<sub>2</sub>)<sub>n</sub>-(C<sub>3</sub>-C<sub>8</sub> monozyklisches Cycloalkenyl), -(CH<sub>2</sub>)<sub>n</sub>-(C<sub>8</sub>-C<sub>12</sub> bizyklisches Cycloalkyl), -(CH<sub>2</sub>)<sub>n</sub>-(C<sub>8</sub>-C<sub>12</sub> bizyklisches Cycloalkenyl), -(CH<sub>2</sub>)<sub>n</sub>-(C<sub>3</sub>-C<sub>8</sub> monozyklisches Cycloalkenyl), -phenylen-(CH<sub>2</sub>)<sub>n</sub>COOH, oder -phenylen-(CH<sub>2</sub>)<sub>n</sub>COO-(C<sub>1</sub>-C<sub>10</sub> Alkyl) ist;

R<sup>7</sup> -H, -C<sub>1</sub>-C<sub>10</sub> Alkyl, -Aryl, -(CH<sub>2</sub>)<sub>n</sub>-Aryl, -(CH<sub>2</sub>)<sub>n</sub>-(3- bis 7-gliedriger monozyklischer Heterozyklus), -(CH<sub>2</sub>)<sub>n</sub>-(8- bis 12-gliedriger bizyklischer Heterozyklus), -(CH<sub>2</sub>)<sub>n</sub>-(C<sub>3</sub>-C<sub>8</sub> monozyklisches Cycloalkyl), -(CH<sub>2</sub>)<sub>n</sub>-(C<sub>3</sub>-C<sub>8</sub> monozyklisches Cycloalkenyl), -(CH<sub>2</sub>)<sub>n</sub>-(C<sub>3</sub>-C<sub>8</sub> bizyklisches Cycloalkenyl) oder -(CH<sub>2</sub>)<sub>n</sub>-(C<sub>8</sub>-C<sub>12</sub> bizyklisches Cycloalkyl) ist; und

n jeweils unabhängig eine ganze Zahl im Bereich von 1 bis 5 ist; und einen physiologischen Träger oder Vehikel,

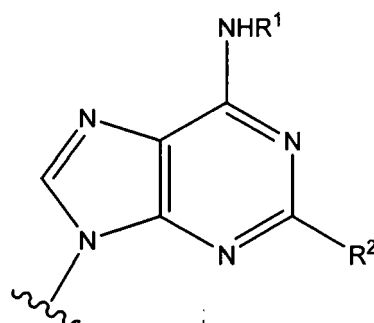
wobei das Kardioplegie induzierende Mittel Kaliumchlorid, Procain, Lidocain, Novocain, Bupivocain, Nicorandil, Pinacidil, Halothan, St. Thomas-Lösung, Fremes Lösung, 2,3-Butandionmonoxim oder Esmolol ist.

15. Zusammensetzung, umfassend ein Kardioplegie induzierendes Mittel, eine wirksame Menge einer Verbindung der Formel



oder ein pharmazeutisch verträgliches Salz davon, wobei

A -R<sup>3</sup> ist;  
B und C -OH sind;  
D



A und B *trans* zueinander stehen;

B und C *cis* zueinander stehen;

C und D *cis* oder *trans* zueinander stehen;

R<sup>1</sup> -H, -C<sub>1</sub>-C<sub>10</sub> Alkyl, -Aryl, -3- bis 7-gliedriger monozyklischer Heterozyklus, -8- bis 12-gliedriger bityklischer Heterozyklus, -C<sub>3</sub>-C<sub>8</sub> monozyklisches Cycloalkyl, -C<sub>3</sub>-C<sub>8</sub> monozyklisches Cycloalkenyl, -C<sub>8</sub>-C<sub>12</sub> bityklisches Cycloalkyl, -C<sub>8</sub>-C<sub>12</sub> bityklisches Cycloalkenyl, -(CH<sub>2</sub>)<sub>n</sub>-(C<sub>3</sub>-C<sub>8</sub> monozyklisches Cycloalkyl), -(CH<sub>2</sub>)<sub>n</sub>-(C<sub>3</sub>-C<sub>8</sub> monozyklisches Cycloalkenyl), -(CH<sub>2</sub>)<sub>n</sub>-(C<sub>8</sub>-C<sub>12</sub> bityklisches Cycloalkyl), -(CH<sub>2</sub>)<sub>n</sub>-(C<sub>8</sub>-C<sub>12</sub> bityklisches Cycloalkenyl), oder -(CH<sub>2</sub>)<sub>n</sub>-Aryl ist;

R<sup>2</sup> -H, -halo, -CN, -NHR<sup>4</sup>, -OR<sup>4</sup>, -SR<sup>4</sup>, -NHC(O)R<sup>4</sup>, -NHC(O)OR<sup>4</sup>, -NHC(O)NHR<sup>4</sup>, -NHNHC(O)R<sup>4</sup>, -NHNHC(O)NHR<sup>4</sup>, -NHNHC(O)OR<sup>4</sup> oder -NH-N=C(R<sup>6</sup>)R<sup>7</sup> ist;

R<sup>3</sup> -CH<sub>2</sub>ONO oder -CH<sub>2</sub>OSO<sub>3</sub>H ist;

R<sup>4</sup> is -C<sub>1</sub>-C<sub>15</sub> Alkyl, -Aryl, -(CH<sub>2</sub>)<sub>n</sub>-Aryl, -(CH<sub>2</sub>)<sub>n</sub>-(3- bis 7-gliedriger monozyklischer Heterozyklus), -(CH<sub>2</sub>)<sub>n</sub>-(8- bis 12-gliedriger bityklischer Heterozyklus), -(CH<sub>2</sub>)<sub>n</sub>-(C<sub>3</sub>-C<sub>8</sub> monozyklisches Cycloalkyl), -(CH<sub>2</sub>)<sub>n</sub>-(C<sub>3</sub>-C<sub>8</sub> monozyklisches Cycloalkenyl), -(CH<sub>2</sub>)<sub>n</sub>-(C<sub>8</sub>-C<sub>12</sub> bityklisches Cycloalkyl), -(CH<sub>2</sub>)<sub>n</sub>-(C<sub>8</sub>-C<sub>12</sub> bityklisches Cycloalkenyl), -C≡C-(C<sub>1</sub>-C<sub>10</sub> Alkyl) oder -C≡C-Aryl ist;

R<sup>6</sup> -C<sub>1</sub>-C<sub>10</sub> Alkyl, -Aryl, -(CH<sub>2</sub>)<sub>n</sub>-Aryl, -(CH<sub>2</sub>)<sub>n</sub>-(C<sub>3</sub>-C<sub>8</sub> monozyklisches Cycloalkyl), -(CH<sub>2</sub>)<sub>n</sub>-(C<sub>3</sub>-C<sub>8</sub> monozyklisches Cycloalkenyl), -(CH<sub>2</sub>)<sub>n</sub>-(C<sub>8</sub>-C<sub>12</sub> bityklisches Cycloalkyl), -(CH<sub>2</sub>)<sub>n</sub>-(C<sub>8</sub>-C<sub>12</sub> bityklisches Cycloalkenyl), -(CH<sub>2</sub>)<sub>n</sub>-(3- bis 7-gliedriger monozyklischer Heterozyklus), -(CH<sub>2</sub>)<sub>n</sub>-(8- bis 12-gliedriger bityklischer Heterozyklus),

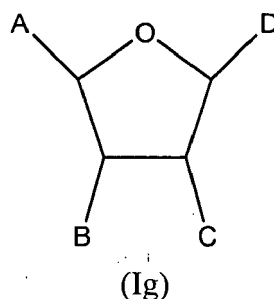
lus), -Phenylene-(CH<sub>2</sub>)<sub>n</sub>COOH, oder -Phenylene-(CH<sub>2</sub>)<sub>n</sub>COO-(C)-C<sub>10</sub> Alkyl) ist;

R<sup>7</sup> -H, -C<sub>1</sub>-C<sub>10</sub> Alkyl, -Aryl, -(CH<sub>2</sub>)<sub>n</sub>-Aryl, -(CH<sub>2</sub>)<sub>n</sub>-(C<sub>3</sub>-C<sub>8</sub> monozyklisches Cycloalkyl), -(CH<sub>2</sub>)<sub>n</sub>-(C<sub>3</sub>-C<sub>8</sub> monozyklisches Cycloalkenyl), -(CH<sub>2</sub>)<sub>n</sub>-(C<sub>8</sub>-C<sub>12</sub> bityklisches Cycloalkyl), -(CH<sub>2</sub>)<sub>n</sub>-(C<sub>8</sub>-C<sub>12</sub> bityklisches Cycloalkenyl), -(CH<sub>2</sub>)<sub>n</sub>-(3- bis 7-gliedriger monozyklischer Heterozyklus), oder -(CH<sub>2</sub>)<sub>n</sub>-(8- bis 12-gliedriger bityklischer Heterozyklus); und

n jeweils unabhängig eine ganze Zahl im Bereich von 1 bis 5 ist; und einen physiologisch verträglichen Träger oder Vehikel, wobei das Kardioplegie induzierende Mittel Kaliumchlorid, Procain, Lidocain, Novocain, Bupivocain, Nicorandil, Pinacidil, Halothan, St. Thomas Lösung, Fremes Lösung, 2,3-Butandionmonoxim oder Esmolol ist.

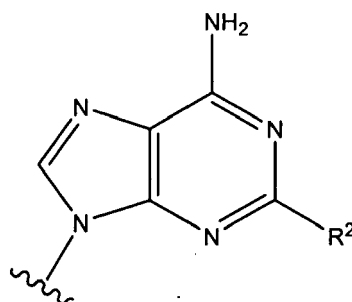
16. Zusammensetzung, umfassend ein Kardioplegie induzierendes Mittel, eine wirksame Menge der Verbindung oder des pharmazeutisch verträglichen Sales der Verbindung gemäß Anspruch 3 und einen physiologisch verträglichen Träger oder Vehikel, wobei das Kardioplegie induzierende Mittel Kaliumchlorid, Procain, Lidocain, Novocain, Bupivocain, Nicorandil, Pinacidil, Halothan, St. Thomas Lösung, Fremes Lösung, 2,3-Butandionmonoxim oder Esmolol ist.

17. Zusammensetzung, umfassend ein Kardioplegie induzierendes Mittel, eine wirksame Menge einer Verbindung der Formel



Oder ein pharmazeutisch verträgliches Salz davon, wobei

A -CH<sub>2</sub>ONO<sub>2</sub> ist;  
B und C -OH sind;  
D



ist;

A und B *trans* zueinander stehen;

B und C *cis* zueinander stehen;

C und D *cis* oder *trans* zueinander stehen; und

R<sup>2</sup> -Halogen ist, und einen physiologisch verträglichen Träger oder Vehikel.

**18.** Verwendung einer wirksamen Menge einer Verbindung gemäß einem der Ansprüche 1 bis 4 oder ein pharmazeutisch verträgliches Salz davon und eines Kardioplegie induzierenden Mittels zur Herstellung eines Medikaments zum Schützen des Herzens eines Lebewesens gegen Myokardschaden während Kardioplegie bei den Lebewesen.

**19.** Verbindung gemäß einem der Ansprüche 1 bis 4 oder ein pharmazeutisch verträgliches Salz davon und ein Kardioplegie induzierendes Mittel zur Verwendung beim Schützen des Herzens eines Lebewesens gegen Myokardschaden während Kardioplegie bei dem Lebewesen.

**20.** Verwendung einer wirksamen Menge einer Verbindung gemäß einem der Ansprüche 1 bis 4 oder ein pharmazeutisch verträgliches Salz davon zur Herstellung eines Medikaments zum Vermindern der Stoffwechselrate des Lebewesens.

**21.** Verbindung gemäß einem der Ansprüche 1 bis 4 oder ein pharmazeutisch verträgliches Salz davon zur Verwendung beim Vermindern der Stoffwechselrate eines Lebewesens.

**22.** Verwendung einer wirksamen Menge einer Verbindung gemäß einem der Ansprüche 1 bis 4 oder ein pharmazeutisch verträgliches Salz davon zur Herstellung eines Medikaments zum Vermindern der Sauerstoff-Stoffwechselrate eines Lebewesens.

**23.** Verbindung gemäß einem der Ansprüche 1 bis 4 oder ein pharmazeutisch verträgliches Salz davon zur Verwendung beim Vermindern der Sauerstoff-Stoffwechselrate eines Lebewesens.

**24.** Verwendung einer wirksamen Menge einer Verbindung gemäß einem der Ansprüche 1 bis 4 oder eines pharmazeutisch verträglichen Salzes davon zur Herstellung eines Medikaments zur Behandlung von Adipositas bei einem Lebewesen.

**25.** Verwendung einer wirksamen Menge einer Verbindung gemäß einem der Ansprüche 1 bis 4 oder ein pharmazeutisch verträgliches Salz davon zur Herstellung eines Medikaments zur Behandlung von Adipositas bei einem Lebewesen.

**26.** Verwendung einer wirksamen Menge einer Verbindung gemäß einem der Ansprüche 1 bis 4 oder eines pharmazeutisch verträglichen Salzes davon zur Herstellung eines Medikaments zur Behandlung oder Verhütung einer Auszehrungserkrankung bei einem Lebewesen.

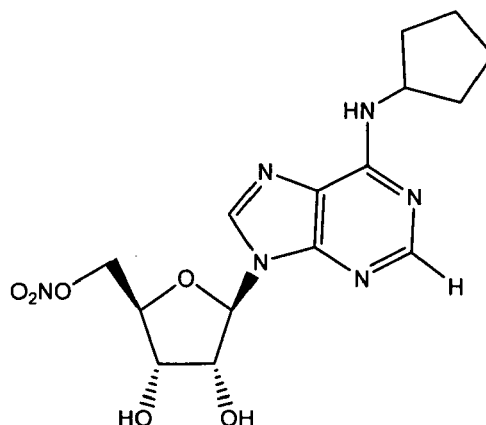
**27.** Verbindung gemäß einem der Ansprüche 1 bis 4 oder ein pharmazeutisch verträgliches Salz davon zur Verwendung bei der Behandlung oder Verhütung einer Auszehrungserkrankung bei einem Lebewesen.

**28.** Verwendung einer wirksamen Menge einer Verbindung gemäß einem der Ansprüche 1 bis 4 oder eines pharmazeutisch verträglichen Salzes davon zur Herstellung eines Medikaments zur Behandlung oder Verhütung einer Reperusionsverletzung bei einem Lebewesen.

**29.** Verbindung gemäß einem der Ansprüche 1 bis 4 oder ein pharmazeutisch verträgliches Salz davon zur Verwendung bei der Behandlung oder Verhütung einer Reperusionsverletzung bei einem Lebewesen.

**30.** Verbindung gemäß Anspruch 3 mit der Formel:





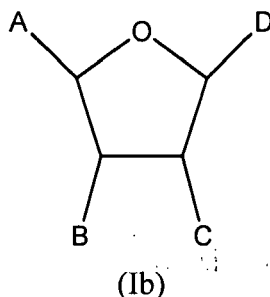
oder ein pharmazeutisch verträgliches Salz davon.

31. Zusammensetzung, umfassend eine wirksame Menge einer Verbindung oder eines pharmazeutisch verträglichen Salzes der Verbindung gemäß Anspruch 30 und einen physiologisch verträglichen Träger oder Vehikel.
32. Verwendung einer wirksamen Menge einer Verbindung gemäß Anspruch 3 oder Anspruch 30 oder eines pharmazeutisch verträglichen Salzes davon zur Herstellung eines Medikaments zur Behandlung einer Tachykardie bei einem Lebewesen.
33. Verbindung gemäß Anspruch 3 oder Anspruch 30 oder ein pharmazeutisch verträgliches Salz davon zur Verwendung bei der Behandlung von Tachykardie bei einem Lebewesen.
34. Verwendung gemäß Anspruch 32 oder Verbindung gemäß Anspruch 33, wobei die Tachykardie Vorhofflimmern oder eine supraventrikuläre Tachykardie ist.
35. Verwendung gemäß Anspruch 32 oder Verbindung gemäß Anspruch 33, wobei die Behandlung das Absenken der ventrikulären Rate des Lebewesen auf eine Rate von etwa 60 Schlägen pro Minute bis etwa 100 Schlägen pro Minute umfasst.
36. Verwendung gemäß Anspruch 32 oder Verbindung gemäß Anspruch 33, wobei die Behandlung das Absenken der ventrikulären Rate des Lebewesens auf eine Rate von nicht weniger als 40 Schlägen pro Minute umfasst.
37. Verbindung gemäß Anspruch 1, wobei A und B *trans* zueinander stehen und Punkt B und C *cis* zueinander stehen; und C und D *trans* zueinander stehen.
38. Verbindung gemäß Anspruch 1, wobei R<sup>1</sup> -C<sub>3</sub>-C<sub>8</sub> monozyklisches Cycloalkyl ist.
39. Verbindung gemäß Anspruch 1, wobei R<sup>1</sup> Cyclopentyl ist.
40. Verbindung gemäß Anspruch 2, wobei A und B *trans* zueinander stehen; B und C *cis* zueinander stehen; und C und D *trans* zueinander stehen.
41. Verbindung gemäß Anspruch 2, wobei R<sup>1</sup> -C<sub>3</sub>-C<sub>8</sub> monozyklisches Cycloalkyl ist.
42. Verbindung gemäß Anspruch 2, wobei R<sup>4</sup> Cyclopentyl ist.
43. Verbindung gemäß Anspruch 2, wobei R<sup>2</sup> -H oder -Halogen ist.
44. Verbindung gemäß Anspruch 3, wobei A und B *trans* zueinander stehen; B und C *cis* zueinander stehen; und C und D *trans* zueinander stehen.
45. Verbindung gemäß Anspruch 3, wobei R<sup>1</sup> -C<sub>5</sub>-C<sub>6</sub> monozyklisches Cycloalkyl ist.

46. Verbindung gemäß Anspruch 3, wobei R<sup>1</sup> Cyclopentyl ist.

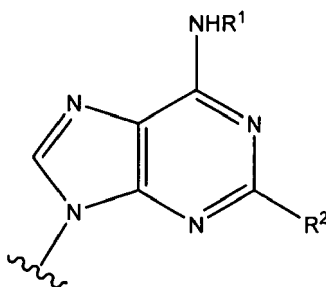
47. Verbindung gemäß Anspruch 3, wobei das C<sub>3</sub>-C<sub>8</sub> monozyklische Cycloalkyl weiterhin mit einem oder mehreren Hydroxyl-Substituenten substituiert ist.

48. Verbindung der Formel



oder ein pharmazeutisch verträgliches Salz davon,  
wobei

A -CH<sub>2</sub>ONO<sub>2</sub> ist;  
B und C -OH sind;  
D



ist;

A und B *trans* zueinander stehen;

B und C *cis* zueinander stehen;

C und D *cis* oder *trans* zueinander stehen;

R<sup>1</sup> -H, -C<sub>1</sub>-C<sub>10</sub> Alkyl, -Aryl, -3- bis 7-gliedriger monozyklischer Heterozyklus, -8- bis 12-gliedriger bizyklischer Heterozyklus, -C<sub>3</sub>-C<sub>8</sub> monozyklisches Cycloalkyl, -C<sub>3</sub>-C<sub>8</sub> monozyklisches Cycloalkenyl, -C<sub>8</sub>-C<sub>12</sub> bizyklisches Cycloalkyl, -C<sub>8</sub>-C<sub>12</sub> bizyklisches Cycloalkenyl, -(CH<sub>2</sub>)<sub>n</sub>-(C<sub>3</sub>-C<sub>8</sub> monozyklisches Cycloalkyl), -(CH<sub>2</sub>)<sub>n</sub>-(C<sub>3</sub>-C<sub>8</sub> monozyklisches Cycloalkenyl), -(CH<sub>2</sub>)<sub>n</sub>-(C<sub>8</sub>-C<sub>12</sub> bizyklisches Cycloalkyl), -(CH<sub>2</sub>)<sub>n</sub>-(C<sub>8</sub>-C<sub>12</sub> bizyklisches Cycloalkenyl) oder -(CH<sub>2</sub>)<sub>n</sub>-Aryl ist;

R<sup>2</sup> -CN, -NHR<sup>4</sup>, -NHC(O)R<sup>4</sup>, -NHC(O)OR<sup>4</sup>, -NHC(O)NHR<sup>4</sup>, -NHNHC(O)R<sup>4</sup>, -NHNHC(O)OR<sup>4</sup>, -NHNHC(O)NHR<sup>4</sup>, oder -NH-N=C(R<sup>6</sup>)R<sup>7</sup> ist;

R<sup>4</sup> -C<sub>1</sub>-C<sub>15</sub> Alkyl, -Aryl, -(CH<sub>2</sub>)<sub>n</sub>-Aryl, -(CH<sub>2</sub>)<sub>n</sub>-(3- bis 7-gliedriger monozyklischer Heterozyklus), -(CH<sub>2</sub>)<sub>n</sub>-(8- bis 12-gliedriger bizyklischer Heterozyklus), -(CH<sub>2</sub>)<sub>n</sub>-(C<sub>3</sub>-C<sub>8</sub> monozyklisches Cycloalkyl), -(CH<sub>2</sub>)<sub>n</sub>-(C<sub>3</sub>-C<sub>8</sub> monozyklisches Cycloalkenyl), -(CH<sub>2</sub>)<sub>n</sub>-(C<sub>8</sub>-C<sub>12</sub> bizyklisches Cycloalkyl), -(CH<sub>2</sub>)<sub>n</sub>-(C<sub>8</sub>-C<sub>12</sub> bizyklisches Cycloalkenyl), -C≡C-(C<sub>1</sub>-C<sub>10</sub> Alkyl) oder -C=C-Aryl ist;

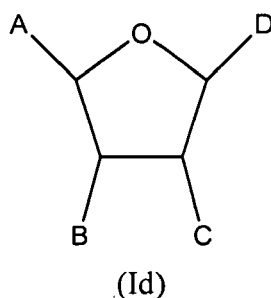
R<sup>6</sup> -C<sub>1</sub>-C<sub>10</sub> Alkyl, -Aryl, -(CH<sub>2</sub>)<sub>n</sub>-Aryl, -(CH<sub>2</sub>)<sub>n</sub>-(3- bis 7-gliedriger monozyklischer Heterozyklus), -(CH<sub>2</sub>)<sub>n</sub>-(8- bis 12-gliedriger bizyklischer Heterozyklus), -(CH<sub>2</sub>)<sub>n</sub>-(C<sub>3</sub>-C<sub>8</sub> monozyklisches Cycloalkyl), -(CH<sub>2</sub>)<sub>n</sub>-(C<sub>3</sub>-C<sub>8</sub> monozyklisches Cycloalkenyl), -(CH<sub>2</sub>)<sub>n</sub>-(C<sub>8</sub>-C<sub>12</sub> bizyklisches Cycloalkyl), -(CH<sub>2</sub>)<sub>n</sub>-(C<sub>8</sub>-C<sub>12</sub> bizyklisches Cycloalkenyl), -(CH<sub>2</sub>)<sub>n</sub>-(C<sub>3</sub>-C<sub>8</sub> monozyklisches Cycloalkenyl), -Phenyl-(CH<sub>2</sub>)<sub>n</sub>COOH, oder -Phenyl-(CH<sub>2</sub>)<sub>n</sub>COO-(C<sub>1</sub>-C<sub>10</sub>

Alkyl) ist;

$R^7$  -H, -C<sub>1</sub>-C<sub>10</sub> Alkyl, -Aryl, -(CH<sub>2</sub>)<sub>n</sub>-Aryl, -(CH<sub>2</sub>)<sub>n</sub>-(3- bis 7-gliedriger monozyklischer Heterozyklus), -(CH<sub>2</sub>)<sub>n</sub>-(8- bis 12-gliedriger bityklischer Heterozyklus), -(CH<sub>2</sub>)<sub>n</sub>-(C<sub>3</sub>-C<sub>8</sub> monozyklisches Cycloalkyl), -(CH<sub>2</sub>)<sub>n</sub>-(C<sub>3</sub>-C<sub>8</sub> monozyklisches Cycloalkenyl), -(CH<sub>2</sub>)<sub>n</sub>-(C<sub>8</sub>-C<sub>12</sub> bityklisches Cycloalkenyl) oder -(CH<sub>2</sub>)<sub>n</sub>-(C<sub>8</sub>-C<sub>12</sub> bityklisches Cycloalkyl) ist; und

n jeweils unabhängig eine ganze Zahl im Bereich von 1 bis 5 ist.

#### 49. Verbindung nach Formel

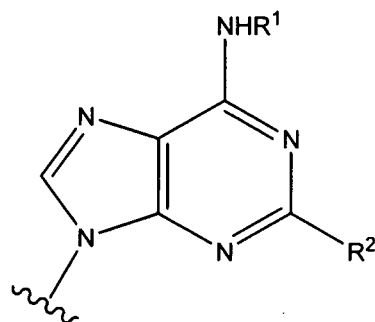


oder ein pharmazeutisch verträgliches Salz davon, wobei

A -R<sup>3</sup> ist;

B und C -OH sind;

D



ist;

A und B *trans* zueinander stehen;

B und C *cis* zueinander stehen;

C und D *cis* oder *trans* zueinander stehen;

$R^1$  -H, -C<sub>1</sub>-C<sub>10</sub> Alkyl, -Aryl, -3- bis 7-gliedriger monozyklischer Heterozyklus, -8- bis 12-gliedriger bityklischer Heterozyklus, -C<sub>3</sub>-C<sub>8</sub> monozyklisches Cycloalkyl, -C<sub>3</sub>-C<sub>8</sub> monozyklisches Cycloalkenyl, -C<sub>8</sub>-C<sub>12</sub> bityklisches Cycloalkyl, -C<sub>8</sub>-C<sub>12</sub> bityklisches Cycloalkenyl, -(CH<sub>2</sub>)<sub>n</sub>-(C<sub>3</sub>-C<sub>8</sub> monozyklisches Cycloalkyl), -(CH<sub>2</sub>)<sub>n</sub>-(C<sub>3</sub>-C<sub>8</sub> monozyklisches Cycloalkenyl), -(CH<sub>2</sub>)<sub>n</sub>-(C<sub>8</sub>-C<sub>12</sub> bityklisches Cycloalkyl), -(CH<sub>2</sub>)<sub>n</sub>-(C<sub>8</sub>-C<sub>12</sub> bityklisches Cycloalkenyl), oder -(CH<sub>2</sub>)<sub>n</sub>-Aryl ist;

$R^2$  -H, -Halogen, -CN, -NHR<sup>4</sup>, -OR<sup>4</sup>, -SR<sup>4</sup>, -NHC(O)R<sup>4</sup>, -NHC(O)OR<sup>4</sup>, -NHC(O)NHR<sup>4</sup>, -NHNHC(O)R<sup>4</sup>, -NHNHC(O)NHR<sup>4</sup>, -NHNHC(O)OR<sup>4</sup> oder -NH-N=C(R<sup>6</sup>)R<sup>7</sup> ist;

$R^3$  -CH<sub>2</sub>OSO<sub>3</sub>H ist;

$R^4$  is -C<sub>1</sub>-C<sub>15</sub> Alkyl, -Aryl, -(CH<sub>2</sub>)<sub>n</sub>-Aryl, -(CH<sub>2</sub>)<sub>n</sub>-(3- bis 7-gliedriger monozyklischer Heterozyklus), -(CH<sub>2</sub>)<sub>n</sub>-(8- bis 12-gliedriger bityklischer Heterozyklus), -(CH<sub>2</sub>)<sub>n</sub>-(C<sub>3</sub>-C<sub>8</sub> monozyklisches Cycloalkyl), -(CH<sub>2</sub>)<sub>n</sub>-(C<sub>3</sub>-C<sub>8</sub> mo-

nozyklisches Cycloalkenyl),  $-(CH_2)_n-(C_8-C_{12}$  bityklisches Cycloalkyl),  $-(CH_2)_n-(C_8-C_{12}$  bityklisches Cycloalkenyl),  $-C\equiv C-(C_1-C_{10}$  Alkyl) oder  $-C\equiv C$ -aryl ist;

$R^6$   $-C_1-C_{10}$  Alkyl, -Aryl,  $-(CH_2)_n$ -Aryl,  $-(CH_2)_n-(C_3-C_8$  monozyklisches Cycloalkyl),  $-(CH_2)_n-(C_3-C_8$  monozyklisches Cycloalkenyl),  $-(CH_2)_n-(C_8-C_{12}$  bityklisches Cycloalkyl),  $-(CH_2)_n-(C_8-C_{12}$  bityklisches Cycloalkenyl),  $-(CH_2)_n$ -(3- bis 7-gliedriger monozyklischer Heterozyklus),  $-(CH_2)_n$ -(8- bis 12-gliedriger bityklischer Heterozyklus), -Phenylene- $(CH_2)_n$ COOH, oder -Phenylene- $(CH_2)_n$ COO- $(C_1-C_{10}$  Alkyl) ist;

$R^7$  -H,  $-C_1-C_{10}$  Alkyl, -Aryl,  $-(CH_2)_n$ -Aryl,  $-(CH_2)_n-(C_3-C_8$  monozyklisches Cycloalkyl),  $-(CH_2)_n-(C_3-C_8$  monozyklisches Cycloalkenyl),  $-(CH_2)_n-(C_8-C_{12}$  bityklisches Cycloalkyl),  $-(CH_2)_n-(C_8-C_{12}$  bityklisches Cycloalkenyl),  $-(CH_2)_n$ -(3- bis 7-gliedriger monozyklischer Heterozyklus), oder  $-(CH_2)_n$ -(8- bis 12-gliedriger bityklischer Heterozyklus); und

n jeweils unabhängig eine ganze Zahl im Bereich von 1 bis 5 ist.

50. Zusammensetzung umfassend eine wirksame Menge einer Verbindung oder eines pharmazeutisch verträglichen Salzes der Verbindung gemäß einem der Ansprüche 48 oder 49 und einen physiologischen verträglichen Träger oder Vehikel.

51. Verbindung gemäß Anspruch 48, wobei A und B *trans* zueinander stehen; B und C *cis* zueinander stehen; und C und D *trans* zueinander stehen.

52. Verbindung gemäß Anspruch 48, wobei  $R^1$   $-C_3-C_8$  monozyklisches Cycloalkyl ist.

53. Verbindung gemäß Anspruch 52, wobei  $R^1$  Cyclopentyl ist.

54. Verbindung gemäß Anspruch 49, wobei A und B *trans* zueinander stehen; B und C *cis* zueinander stehen; und C und D *trans* zueinander stehen.

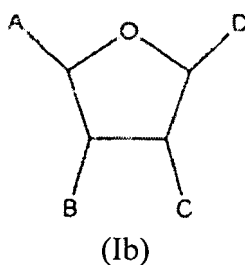
55. Verbindung gemäß Anspruch 49, wobei  $R^1$   $-C_3-C_8$  monozyklisches Cycloalkyl ist.

56. Verbindung gemäß Anspruch 55, wobei  $R^1$  Cyclopentyl ist.

57. Verbindung gemäß Anspruch 49, wobei  $R^2$  -H oder -Halogen ist.

## Revendications

1. Composé ayant la formule :

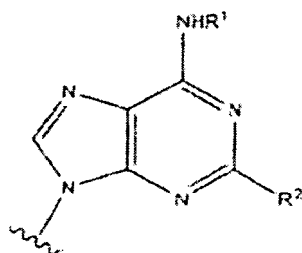


ou sel pharmaceutiquement acceptable de celui-ci, dans lequel :

A représente  $-CH_2ONO_2$  ;

B et C représentent -OH ;

D représente :



A et B sont en *trans* l'un par rapport à l'autre ;

B et C sont en *cis* l'un par rapport à l'autre ;

C et D sont en *cis* ou *trans* l'un par rapport à l'autre ;

R¹ est un groupe pentyle, isopentyle, néopentyle, hexyle, isohexyle, néohexyle, heptyle, isoheptyle, néoheptyle, octyle, isooctyle, néooctyle, nonyle, isononyle, néononyle, décyle, isodécyle, néodécyle, aryle, monohétérocyclique à 3 jusqu'à 7 chaînons, bihétérocyclique à 8 jusqu'à 12 chaînons, cycloalkyle monocyclique en C<sub>3</sub>-C<sub>8</sub>, cycloalcényle monocyclique en C<sub>3</sub>-C<sub>8</sub>, cycloalkyle bicyclique en C<sub>8</sub>-C<sub>12</sub>, cycloalcényle bicyclique en C<sub>8</sub>-C<sub>12</sub>, -(CH<sub>2</sub>)<sub>n</sub>-(cycloalkyle monocyclique en C<sub>3</sub>-C<sub>8</sub>), -(CH<sub>2</sub>)<sub>n</sub>-(cycloalcényle monocyclique en C<sub>3</sub>-C<sub>8</sub>), -(CH<sub>2</sub>)<sub>n</sub>-(cycloalkyle bicyclique en C<sub>8</sub>-C<sub>12</sub>) ou -(CH<sub>2</sub>)<sub>n</sub>-aryle ;

R² représente -CN, -NHR⁴, -NHC(O)R⁴, -NHC(O)OR⁴, -NHC(O)NHR⁴, -NHNHC(O)R⁴, -NHNHC(O)OR⁴, -NHNHC(O)NHR⁴ ou -NH-N=C(R⁶)R⁷ ;

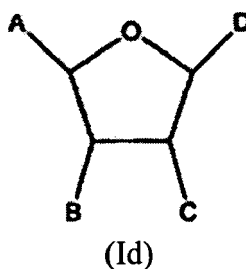
R⁴ est un groupe alkyle en C<sub>1</sub>-C<sub>15</sub>, aryle, -(CH<sub>2</sub>)<sub>n</sub>-aryle, -(CH<sub>2</sub>)<sub>n</sub>-(hétérocycle monocyclique à 3 jusqu'à 7 chaînons), -(CH<sub>2</sub>)<sub>n</sub>-(hétérocycle bicyclique à 8 jusqu'à 12 chaînons), -(CH<sub>2</sub>)<sub>n</sub>-(cycloalkyle monocyclique en C<sub>3</sub>-C<sub>8</sub>), -(CH<sub>2</sub>)<sub>n</sub>-(cycloalcényle monocyclique en C<sub>3</sub>-C<sub>8</sub>), -(CH<sub>2</sub>)<sub>n</sub>-(cycloalkyle bicyclique en C<sub>8</sub>-C<sub>12</sub>), -(CH<sub>2</sub>)<sub>n</sub>-(cycloalcényle bicyclique en C<sub>8</sub>-C<sub>12</sub>), -C≡C-(alkyle en C<sub>1</sub>-C<sub>10</sub>) ou -C≡C-aryle ;

R⁶ est un groupe alkyle en C<sub>1</sub>-C<sub>10</sub>, aryle, -(CH<sub>2</sub>)<sub>n</sub>-aryle, -(CH<sub>2</sub>)<sub>n</sub>-(hétérocycle monocyclique à 3 jusqu'à 7 chaînons), -(CH<sub>2</sub>)<sub>n</sub>-(hétérocycle bicyclique à 8 jusqu'à 12 chaînons), -(CH<sub>2</sub>)<sub>n</sub>-(cycloalkyle monocyclique en C<sub>3</sub>-C<sub>8</sub>), -(CH<sub>2</sub>)<sub>n</sub>-(cycloalcényle monocyclique en C<sub>3</sub>-C<sub>8</sub>), -(CH<sub>2</sub>)<sub>n</sub>-(cycloalkyle bicyclique en C<sub>8</sub>-C<sub>12</sub>), -(CH<sub>2</sub>)<sub>n</sub>-(cycloalcényle bicyclique en C<sub>8</sub>-C<sub>12</sub>), -phénylène-(CH<sub>2</sub>)<sub>n</sub>COOH ou -phénylène-(CH<sub>2</sub>)<sub>n</sub>COO-(alkyle en C<sub>1</sub>-C<sub>10</sub>) ;

R⁷ représente -H, un groupe alkyle en C<sub>1</sub>-C<sub>10</sub>, -aryle, -(CH<sub>2</sub>)<sub>n</sub>-aryle, -(CH<sub>2</sub>)<sub>n</sub>-(hétérocycle monocyclique à 3 jusqu'à 7 chaînons), -(CH<sub>2</sub>)<sub>n</sub>-(hétérocycle bicyclique à 8 jusqu'à 12 chaînons), -(CH<sub>2</sub>)<sub>n</sub>-(cycloalkyle monocyclique en C<sub>3</sub>-C<sub>8</sub>), -(CH<sub>2</sub>)<sub>n</sub>-(cycloalcényle monocyclique en C<sub>3</sub>-C<sub>8</sub>), -(CH<sub>2</sub>)<sub>n</sub>-(cycloalkyle bicyclique en C<sub>8</sub>-C<sub>12</sub>) ou -(CH<sub>2</sub>)<sub>n</sub>-(cycloalcényle bicyclique en C<sub>8</sub>-C<sub>12</sub>) ; et

chaque symbole n représente indépendamment un entier variant de 1 à 5.

## 2. Composé ayant la formule :

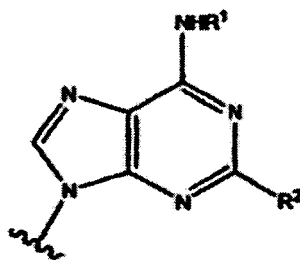


ou sel pharmaceutiquement acceptable de celui-ci, dans lequel :

A représente -R³ ;

B et C représentent -OH ;

D représente :



A et B sont en *trans* l'un par rapport à l'autre ;

B et C sont en *cis* l'un par rapport à l'autre ;

C et D sont en *cis* ou *trans* l'un par rapport à l'autre ;

R¹ représente -H, un groupe alkyle en C<sub>1</sub>-C<sub>10</sub>, -aryle, monohétérocyclique à 3 jusqu'à 7 chaînons, bihétérocyclique à 8 jusqu'à 12 chaînons, cycloalkyle monocyclique en C<sub>3</sub>-C<sub>8</sub>, cycloalcényle monocyclique en C<sub>3</sub>-C<sub>8</sub>, cycloalkyle bicyclique en C<sub>8</sub>-C<sub>12</sub>, cycloalcényle bicyclique en C<sub>8</sub>-C<sub>12</sub>, - (CH<sub>2</sub>)<sub>n</sub>-(cycloalkyle monocyclique en C<sub>3</sub>-C<sub>8</sub>), -(CH<sub>2</sub>)<sub>n</sub>-(cycloalcényle monocyclique en C<sub>3</sub>-C<sub>8</sub>), -(CH<sub>2</sub>)<sub>n</sub>-(cycloalkyle bicyclique en C<sub>8</sub>-C<sub>12</sub>), -(CH<sub>2</sub>)<sub>n</sub>-(cycloalcényle bicyclique en C<sub>8</sub>-C<sub>12</sub>) ou -(CH<sub>2</sub>)<sub>n</sub>-aryle ;

R² représente -H, -halo, -CN, -NHR⁴, -OR⁴, -SR⁴, -NHC(O)R⁴, -NHC(O)OR⁴, -NHC(O)NHR⁴, -NHNHC(O)R⁴, -NHNHC(O)NHR⁴, -NHNHC(O)OR⁴ ou -NH-N=C(R⁶)R⁷ ;

R³ représente -CH<sub>2</sub>ONO<sub>2</sub> ;

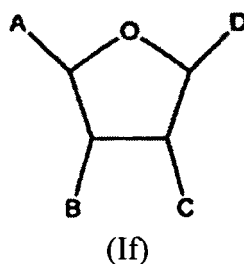
R⁴ est un groupe alkyle en C<sub>1</sub>-C<sub>15</sub>, aryle, -(CH<sub>2</sub>)<sub>n</sub>-aryle, -(CH<sub>2</sub>)<sub>n</sub>-(hétérocycle monocyclique à 3 jusqu'à 7 chaînons), -(CH<sub>2</sub>)<sub>n</sub>-(hétérocycle bicyclique à 8 jusqu'à 12 chaînons), -(CH<sub>2</sub>)<sub>n</sub>-(cycloalkyle monocyclique en C<sub>3</sub>-C<sub>8</sub>), -(CH<sub>2</sub>)<sub>n</sub>-(cycloalcényle monocyclique en C<sub>3</sub>-C<sub>8</sub>), -(CH<sub>2</sub>)<sub>n</sub>-(cycloalkyle bicyclique en C<sub>8</sub>-C<sub>12</sub>), -(CH<sub>2</sub>)<sub>n</sub>-(cycloalcényle bicyclique en C<sub>8</sub>-C<sub>12</sub>), -C≡C-(alkyle en C<sub>1</sub>-C<sub>10</sub>) ou -C≡C-aryle ;

R⁶ est un groupe alkyle en C<sub>1</sub>-C<sub>10</sub>, aryle, -(CH<sub>2</sub>)<sub>n</sub>-aryle, -(CH<sub>2</sub>)<sub>n</sub>-(cycloalkyle monocyclique en C<sub>3</sub>-C<sub>8</sub>), -(CH<sub>2</sub>)<sub>n</sub>-(cycloalcényle monocyclique en C<sub>3</sub>-C<sub>8</sub>), -(CH<sub>2</sub>)<sub>n</sub>-(cycloalkyle bicyclique en C<sub>8</sub>-C<sub>12</sub>), -(CH<sub>2</sub>)<sub>n</sub>-(cycloalcényle bicyclique en C<sub>8</sub>-C<sub>12</sub>), -(CH<sub>2</sub>)<sub>n</sub>-(hétérocycle monocyclique à 3 jusqu'à 7 chaînons), -(CH<sub>2</sub>)<sub>n</sub>-(hétérocycle bicyclique à 8 jusqu'à 12 chaînons), - phénylène-(CH<sub>2</sub>)<sub>n</sub>COOH ou -phénylène-(CH<sub>2</sub>)<sub>n</sub>COO-(alkyle en C<sub>1</sub>-C<sub>10</sub>) ;

R⁷ représente -H, un groupe alkyle en C<sub>1</sub>-C<sub>10</sub>, -aryle, -(CH<sub>2</sub>)<sub>n</sub>-aryle, -(CH<sub>2</sub>)<sub>n</sub>-(cycloalkyle monocyclique en C<sub>3</sub>-C<sub>8</sub>), -(CH<sub>2</sub>)<sub>n</sub>-(cycloalcényle monocyclique en C<sub>3</sub>-C<sub>8</sub>), -(CH<sub>2</sub>)<sub>n</sub>-(cycloalkyle bicyclique en C<sub>8</sub>-C<sub>12</sub>), -(CH<sub>2</sub>)<sub>n</sub>-(cycloalcényle bicyclique en C<sub>8</sub>-C<sub>12</sub>) -(CH<sub>2</sub>)<sub>n</sub>-(hétérocycle monocyclique à 3 jusqu'à 7 chaînons) ou -(CH<sub>2</sub>)<sub>n</sub>-(hétérocycle bicyclique à 8 jusqu'à 12 chaînons) ; et

chaque symbole n représente indépendamment un entier variant de 1 à 5.

### 3. Composé ayant la formule :

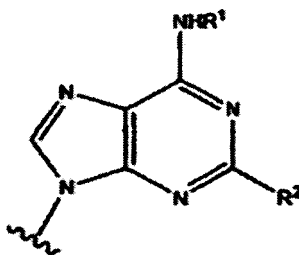


ou sel pharmaceutiquement acceptable de celui-ci, dans lequel :

A représente -CH<sub>2</sub>ONO<sub>2</sub> ;

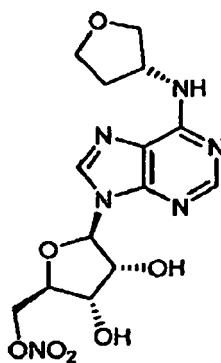
B et C représentent -OH ;

D représente :



A et B sont en *trans* l'un par rapport à l'autre ;  
 B et C sont en *cis* l'un par rapport à l'autre ;  
 C et D sont en *cis* ou *trans* l'un par rapport à l'autre ;  
 R¹ est un groupe cycloalkyle monocyclique en C<sub>3</sub>-C<sub>8</sub>, en outre, optionnellement substitué avec un ou plusieurs substituants hydroxy ; et  
 R² représente -H ou -halo.

4. Composé ayant la formule :



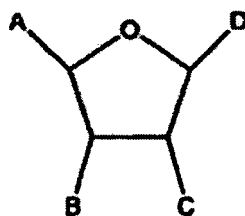
ou sel pharmaceutiquement acceptable de celui-ci.

5. Composition comprenant une quantité efficace d'un composé ou d'un sel pharmaceutiquement acceptable du composé de l'une quelconque des revendications 1 à 4, et un véhicule ou un excipient physiologiquement acceptable.
6. Utilisation d'une quantité efficace d'un composé de l'une quelconque des revendications 1 à 4, ou d'un sel pharmaceutiquement acceptable de celui-ci, pour la fabrication d'un médicament pour le traitement d'un trouble neurologique chez un animal.
7. Composé de l'une quelconque des revendications 1 à 4, ou sel pharmaceutiquement acceptable de celui-ci pour une utilisation dans le traitement d'un trouble neurologique chez un animal.
8. Utilisation d'une quantité efficace d'un composé de l'une quelconque des revendications 1 à 4, ou d'un sel pharmaceutiquement acceptable de celui-ci, pour la fabrication d'un médicament destiné au traitement d'une maladie cardio-vasculaire chez un animal.
9. Composé de l'une quelconque des revendications 1 à 4 ou sel pharmaceutiquement acceptable de celui-ci pour une utilisation dans le traitement d'une maladie cardio-vasculaire chez un animal.
10. Utilisation d'une quantité efficace d'un composé de l'une quelconque des revendications 1 à 4, ou d'un sel pharmaceutiquement acceptable de celui-ci, pour la fabrication d'un médicament destiné au traitement d'un état ischémique chez un animal.
11. Composé de l'une quelconque des revendications 1 à 4 ou sel pharmaceutiquement acceptable de celui-ci pour une utilisation dans le traitement d'un état ischémique chez un animal.

12. Utilisation d'une quantité efficace d'un composé de l'une quelconque des revendications 1 à 4 ou d'un sel pharmaceutiquement acceptable de celui-ci pour la fabrication d'un médicament destiné au traitement du diabète chez un animal.

13. Composé de l'une quelconque des revendications 1 à 4, ou d'un sel pharmaceutiquement acceptable de celui-ci pour une utilisation dans le traitement du diabète chez un animal.

14. Composition comprenant un agent inducteur de cardioplégie, une quantité efficace d'un composé ayant la formule :



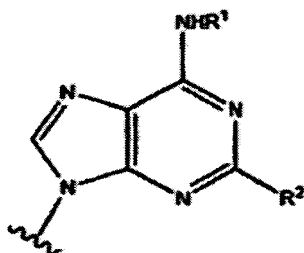
(Ib)

ou d'un sel pharmaceutiquement acceptable de celui-ci, dans laquelle :

A représente  $-\text{CH}_2\text{ONO}_2$  ;

B et C représentent  $-\text{OH}$  ;

D représente :



A et B sont en *trans* l'un par rapport à l'autre ;

B et C sont en *cis* l'un par rapport à l'autre ;

C et D sont en *cis* ou *trans* l'un par rapport à l'autre ;

$\text{R}^1$  représente  $-\text{H}$ , un groupe alkyle en  $\text{C}_1\text{-C}_{10}$ , -aryle, monohétérocyclique à 3 jusqu'à 7 chaînons, bihétérocyclique à 8 jusqu'à 12 chaînons, cycloalkyle monocyclique en  $\text{C}_3\text{-C}_8$ , cycloalcényle monocyclique en  $\text{C}_3\text{-C}_8$ , cycloalkyle bicyclique en  $\text{C}_8\text{-C}_{12}$ , cycloalcényle bicyclique en  $\text{C}_8\text{-C}_{12}$ ,  $-(\text{CH}_2)_n$ -(cycloalkyle monocyclique en  $\text{C}_3\text{-C}_8$ ),  $-(\text{CH}_2)_n$ -(cycloalcényle monocyclique en  $\text{C}_3\text{-C}_8$ ),  $-(\text{CH}_2)_n$ -(cycloalkyle bicyclique en  $\text{C}_8\text{-C}_{12}$ ),  $-(\text{CH}_2)_n$ -(cycloalcényle bicyclique en  $\text{C}_8\text{-C}_{12}$ ) ou  $-(\text{CH}_2)_n$ -aryle ;

$\text{R}^2$  représente  $-\text{CN}$ ,  $-\text{NHR}^4$ ,  $-\text{NHC}(\text{O})\text{R}^4$ ,  $-\text{NHC}(\text{O})\text{OR}^4$ ,  $-\text{NHC}(\text{O})\text{NHR}^4$ ,  $-\text{NHNHC}(\text{O})\text{R}^4$ ,  $-\text{NHNHC}(\text{O})\text{OR}^4$ ,  $-\text{NHNHC}(\text{O})\text{NHR}^4$  ou  $-\text{NH-N}=\text{C}(\text{R}^6)\text{R}^7$  ;

$\text{R}^4$  est un groupe alkyle en  $\text{C}_1\text{-C}_{15}$ , aryle,  $-(\text{CH}_2)_n$ -aryle,  $-(\text{CH}_2)_n$ -(hétérocycle monocyclique à 3 jusqu'à 7 chaînons),  $-(\text{CH}_2)_n$ -(hétérocycle bicyclique à 8 jusqu'à 12 chaînons),  $-(\text{CH}_2)_n$ -(cycloalkyle monocyclique en  $\text{C}_3\text{-C}_8$ ),  $-(\text{CH}_2)_n$ -(cycloalcényle monocyclique en  $\text{C}_3\text{-C}_8$ ),  $-(\text{CH}_2)_n$ -(cycloalkyle bicyclique en  $\text{C}_8\text{-C}_{12}$ ),  $-(\text{CH}_2)_n$ -(cycloalcényle bicyclique en  $\text{C}_8\text{-C}_{12}$ ),  $-\text{C}\equiv\text{C}$ -(alkyle en  $\text{C}_1\text{-C}_{10}$ ) ou  $-\text{C}\equiv\text{C}$ -aryle ;

$\text{R}^6$  est un groupe alkyle en  $\text{C}_1\text{-C}_{10}$ , aryle,  $-(\text{CH}_2)_n$ -aryle,  $-(\text{CH}_2)_n$ -(hétérocycle monocyclique à 3 jusqu'à 7 chaînons),  $-(\text{CH}_2)_n$ -(hétérocycle bicyclique à 8 jusqu'à 12 chaînons),  $-(\text{CH}_2)_n$ -(cycloalkyle monocyclique en  $\text{C}_3\text{-C}_8$ ),  $-(\text{CH}_2)_n$ -(cycloalcényle monocyclique en  $\text{C}_3\text{-C}_8$ ),  $-(\text{CH}_2)_n$ -(cycloalkyle bicyclique en  $\text{C}_8\text{-C}_{12}$ ),  $-(\text{CH}_2)_n$ -(cycloalcényle bicyclique en  $\text{C}_8\text{-C}_{12}$ ), -phénylène- $(\text{CH}_2)_n\text{COOH}$  ou -phénylène- $(\text{CH}_2)_n\text{COO}$ -(alkyle en  $\text{C}_1\text{-C}_{10}$ ) ;

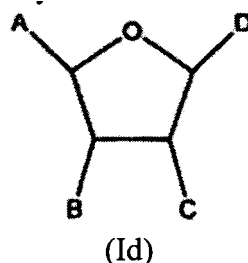
$\text{R}^7$  représente  $-\text{H}$ , un groupe alkyle en  $\text{C}_1\text{-C}_{10}$ , -aryle,  $-(\text{CH}_2)_n$ -aryle,  $-(\text{CH}_2)_n$ -(hétérocycle monocyclique à 3 jusqu'à 7 chaînons),  $-(\text{CH}_2)_n$ -(hétérocycle bicyclique à 8 jusqu'à 12 chaînons),  $-(\text{CH}_2)_n$ -(cycloalkyle monocyclique en  $\text{C}_3\text{-C}_8$ ),  $-(\text{CH}_2)_n$ -(cycloalcényle monocyclique en  $\text{C}_3\text{-C}_8$ ),  $-(\text{CH}_2)_n$ -(cycloalkyle bicyclique en  $\text{C}_8\text{-C}_{12}$ ) ou



$-(CH_2)_n$ -(cycloalcényle bicyclique en  $C_8-C_{12}$ ) ; et

chaque symbole n représente indépendamment un entier variant de 1 à 5 ; et un véhicule ou un excipient physiologiquement acceptable, dans laquelle ledit agent inducteur de cardioplégie est le chlorure de potassium, la procaine, la lidocaïne, la novocaïne, la bupivocaïne, le nicorandil, le pinacidil, l'halothane, la solution de Saint-Thomas, la solution de Fremes, la 2,3-butanedione monoxime ou l'esmolol.

15. Composition comprenant un agent inducteur de cardioplégie, une quantité efficace d'un composé ayant la formule :

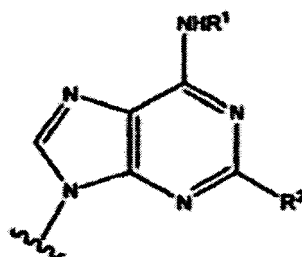


ou d'un sel pharmaceutiquement acceptable de celui-ci, dans laquelle :

A représente  $-R^3$  ;

B et C représentent  $-OH$  ;

D représente :



A et B sont en *trans* l'un par rapport à l'autre ;

B et C sont en *cis* l'un par rapport à l'autre ;

C et D sont en *cis* ou *trans* l'un par rapport à l'autre ;

$R^1$  représente  $-H$ , un groupe alkyle en  $C_1-C_{10}$ , -aryle, monohétérocyclique à 3 jusqu'à 7 chaînons, bihétérocyclique à 8 jusqu'à 12 chaînons, cycloalkyle monocyclique en  $C_3-C_8$ , cycloalcényle monocyclique en  $C_3-C_8$ , cycloalkyle bicyclique en  $C_8-C_{12}$ , cycloalcényle bicyclique en  $C_8-C_{12}$ ,  $-(CH_2)_n$ -(cycloalkyle monocyclique en  $C_3-C_8$ ),  $-(CH_2)_n$ -(cycloalcényle monocyclique en  $C_3-C_8$ ),  $-(CH_2)_n$ -(cycloalkyle bicyclique en  $C_8-C_{12}$ ),  $-(CH_2)_n$ -(cycloalcényle bicyclique en  $C_8-C_{12}$ ) ou  $-(CH_2)_n$ -aryle ;

$R^2$  représente  $-H$ , -halo,  $-CN$ ,  $-NHR^4$ ,  $-OR^4$ ,  $-SR^4$ ,  $-NHC(O)R^4$ ,  $-NHC(O)OR^4$ ,  $-NHC(O)NHR^4$ ,  $-NHNHC(O)R^4$ ,  $-NHNHC(O)NHR^4$ ,  $-NHNHC(O)OR^4$  ou  $-NH-N=C(R^6)R^7$  ;

$R^3$  représente  $-CH_2ONO_2$  ou  $-CH_2OSO_3H$  ;

$R^4$  est un groupe alkyle en  $C_1-C_{15}$ , aryle,  $-(CH_2)_n$ -aryle,  $-(CH_2)_n$ -(hétérocycle monocyclique à 3 jusqu'à 7 chaînons),  $-(CH_2)_n$ -(hétérocycle bicyclique à 8 jusqu'à 12 chaînons),  $-(CH_2)_n$ -(cycloalkyle monocyclique en  $C_3-C_8$ ),  $-(CH_2)_n$ -(cycloalcényle monocyclique en  $C_3-C_8$ ),  $-(CH_2)_n$ -(cycloalkyle bicyclique en  $C_8-C_{12}$ ),  $-(CH_2)_n$ -(cycloalcényle bicyclique en  $C_8-C_{12}$ ),  $-C\equiv C$ -(alkyle en  $C_1-C_{10}$ ) ou  $-C\equiv C$ -aryle ;

$R^6$  est un groupe alkyle en  $C_1-C_{10}$ , aryle,  $-(CH_2)_n$ -aryle,  $-(CH_2)_n$ -(cycloalkyle monocyclique en  $C_3-C_8$ ),  $-(CH_2)_n$ -(cycloalcényle monocyclique en  $C_3-C_8$ ),  $-(CH_2)_n$ -(cycloalkyle bicyclique en  $C_8-C_{12}$ ),  $-(CH_2)_n$ -(cycloalcényle bicyclique en  $C_8-C_{12}$ ),  $-(CH_2)_n$ -(hétérocycle monocyclique à 3 jusqu'à 7 chaînons),  $-(CH_2)_n$ -(hétérocycle bicyclique à 8 jusqu'à 12 chaînons), -phénylène- $(CH_2)_nCOOH$  ou -phénylène- $(CH_2)_nCOO$ -(alkyle en  $C_1-C_{10}$ ) ;

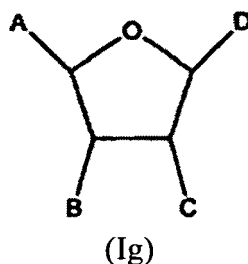
$R^7$  représente  $-H$ , un groupe alkyle en  $C_1-C_{10}$ , -aryle,  $-(CH_2)_n$ -aryle,  $-(CH_2)_n$ -(cycloalkyle monocyclique en  $C_3-C_8$ ),  $-(CH_2)_n$ -(cycloalcényle monocyclique en  $C_3-C_8$ ),  $-(CH_2)_n$ -(cycloalkyle bicyclique en  $C_8-C_{12}$ ),  $-(CH_2)_n$ -(cycloalcényle bicyclique en  $C_8-C_{12}$ ),  $-(CH_2)_n$ -(hétérocycle monocyclique à 3 jusqu'à 7 chaînons) ou  $-(CH_2)_n$ -(hétérocycle bicyclique à 8 jusqu'à 12 chaînons) ; et

chaque symbole n représente indépendamment un entier variant de 1 à 5, et un véhicule ou un excipient

physiologiquement acceptable, dans laquelle ledit agent inducteur de cardioplégie est le chlorure de potassium, la procaïne, la lidocaïne, la novocaïne, la bupivocaïne, le nicorandil, le pinacidil, l'halothane, la solution de Saint-Thomas, la solution de Fremes, la 2,3-butanedione monoxime ou l'esmolol.

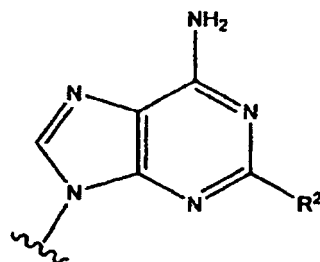
16. Composition comprenant un agent inducteur de cardioplégie, une quantité efficace du composé ou d'un sel pharmaceutiquement acceptable du composé de la revendication 3, et un véhicule ou un excipient physiologiquement acceptable, dans laquelle ledit agent inducteur de cardioplégie est le chlorure de potassium, la procaïne, la lidocaïne, la novocaïne, la bupivocaïne, le nicorandil, le pinacidil, l'halothane, la solution de Saint-Thomas, la solution de Fremes, la 2,3-butanedione monoxime ou l'esmolol.

17. Composition comprenant un agent inducteur de cardioplégie, une quantité efficace d'un composé ayant la formule :



ou d'un sel pharmaceutiquement acceptable de celui-ci, dans laquelle :

A représente  $-\text{CH}_2\text{ONO}_2$  ;  
B et C représentent  $-\text{OH}$  ;  
D représente :



A et B sont en *trans* l'un par rapport à l'autre ;  
B et C sont en *cis* l'un par rapport à l'autre ;  
C et D sont en *cis* ou *trans* l'un par rapport à l'autre ; et  
 $\text{R}^2$  représente -halo, et un véhicule ou un excipient physiologiquement acceptable.

18. L'utilisation d'une quantité efficace d'un composé de l'une quelconque des revendications 1 à 4 ou d'un sel pharmaceutiquement acceptable de celui-ci, et d'un agent inducteur de cardioplégie, pour la fabrication d'un médicament destiné à la protection du coeur d'un animal contre une lésion myocardique au cours d'une cardioplégie chez l'animal.

19. Composé de l'une quelconque des revendications 1 à 4 ou sel pharmaceutiquement acceptable de celui-ci, et agent inducteur de cardioplégie pour une utilisation dans la protection du coeur d'un animal contre une lésion myocardique au cours d'une cardioplégie chez l'animal.

20. Utilisation d'une quantité efficace d'un composé de l'une quelconque des revendications 1 à 4 ou d'un sel pharmaceutiquement acceptable de celui-ci, pour la fabrication d'un médicament destiné à la diminution de la vitesse d'un métabolisme de l'animal.

21. Composé de l'une quelconque des revendications 1 à 4 ou sel pharmaceutiquement acceptable de celui-ci, pour utilisation dans la diminution de la vitesse d'un métabolisme de l'animal.

22. Utilisation d'une quantité efficace d'un composé de l'une quelconque des revendications 1 à 4, ou d'un sel pharmaceutiquement acceptable de celui-ci, pour la fabrication d'un médicament destiné à la diminution de la vitesse du métabolisme de l'oxygène de l'animal.

23. Composé de l'une quelconque des revendications 1 à 4 ou sel pharmaceutiquement acceptable de celui-ci, pour une utilisation dans la diminution de la vitesse du métabolisme de l'oxygène de l'animal.

24. Utilisation d'une quantité efficace d'un composé de l'une quelconque que des revendications 1 à 4 ou d'un sel pharmaceutiquement acceptable de celui-ci, pour la fabrication d'un médicament destiné au traitement de l'obésité chez un animal.

25. Composé de l'une quelconque des revendications 1 à 4 ou sel pharmaceutiquement acceptable de celui-ci, pour une utilisation dans le traitement de l'obésité chez un animal.

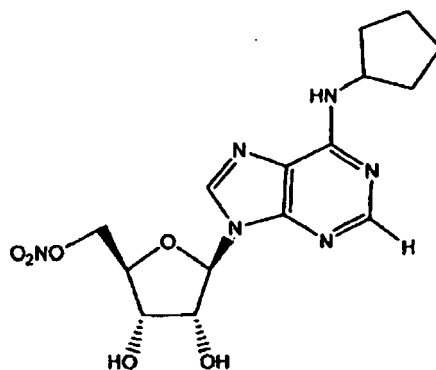
26. Utilisation d'une quantité efficace d'un composé de l'une quelconque des revendications 1 à 4 ou d'un sel pharmaceutiquement acceptable de celui-ci, pour la fabrication d'un médicament destiné au traitement ou à la prévention d'une maladie atrophante chez un animal.

27. Composé de l'une quelconque des revendications 1 à 4 ou sel pharmaceutiquement acceptable de celui-ci, pour une utilisation dans le traitement ou la prévention d'une maladie atrophante chez un animal.

28. Utilisation d'une quantité efficace d'un composé de l'une quelconque des revendications 1 à 4 ou d'un sel pharmaceutiquement acceptable de celui-ci, pour la fabrication d'un médicament destiné au traitement ou à la prévention d'une lésion par reperfusion chez un animal.

29. Composé de l'une quelconque des revendications de 1 à 4 ou sel pharmaceutiquement acceptable de celui-ci, pour une utilisation dans le traitement ou la prévention d'une lésion par reperfusion chez un animal.

30. Composé de la revendication 3 ayant la formule :



ou un sel pharmaceutiquement acceptable de celui-ci.

31. Composition comprenant une quantité efficace d'un composé ou d'un sel pharmaceutiquement acceptable du composé de la revendication 30, et un véhicule ou un excipient physiologiquement acceptable.

32. Utilisation d'une quantité efficace d'un composé de la revendication 3 ou la revendication 30, ou d'un sel pharmaceutiquement acceptable de ceux-ci, pour la fabrication d'un médicament destiné au traitement d'une tachycardie chez un animal.

33. Composé de la revendication 3 ou la revendication 30, ou sel pharmaceutiquement acceptable de ceux-ci, pour une utilisation dans le traitement d'une tachycardie chez un animal.

34. Utilisation telle que revendiquée dans la revendication 32 ou le composé de la revendication 33, dans lesquels la tachycardie est une fibrillation auriculaire ou une tachycardie supraventriculaire.

35. Utilisation telle que revendiquée dans la revendication 32 ou le composé de la revendication 33, dans lesquels le traitement comprend la diminution de la fréquence ventriculaire de l'animal jusqu'à une fréquence d'environ 60 battements par minute à environ 100 battements par minute.

36. Utilisation telle que revendiquée dans la revendication 32 ou le composé de la revendication 33, dans lesquels le traitement comprend la diminution de la fréquence ventriculaire de l'animal jusqu'à une fréquence de pas moins de 40 battements par minute.

37. Composé de la revendication 1, dans lequel A et B sont en *trans* l'un par rapport à l'autre ; B et C sont en *cis* l'un par rapport à l'autre ; et C et D sont en *cis* ou *trans* l'un par rapport à l'autre.

38. Composé de la revendication 1, dans lequel R<sup>1</sup> est un groupe cycloalkyle monocyclique en C<sub>3</sub>-C<sub>8</sub>.

39. Composé de la revendication 1, dans lequel R<sup>1</sup> est un groupe cyclopentyle.

40. Composé de la revendication 2, dans lequel A et B sont en *trans* l'un par rapport à l'autre ; B et C sont en *cis* l'un par rapport à l'autre ; et C et D sont en *cis* ou *trans* l'un par rapport à l'autre.

41. Composé de la revendication 2, dans lequel R<sup>1</sup> est un groupe cycloalkyle monocyclique en C<sub>3</sub>-C<sub>8</sub>.

42. Composé de la revendication 2, dans lequel R<sup>1</sup> est un groupe cyclopentyle.

43. Composé de la revendication 2, dans lequel R<sup>2</sup> représente -H ou - halo.

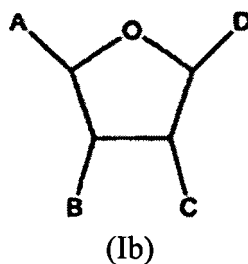
44. Composé de la revendication 3, dans lequel A et B sont en *trans* l'un par rapport à l'autre ; B et C sont en *cis* l'un par rapport à l'autre ; et C et D sont en *trans* l'un par rapport à l'autre.

45. Composé de la revendication 3, dans lequel R<sup>1</sup> est un groupe cycloalkyle monocyclique en C<sub>5</sub>-C<sub>6</sub>.

46. Composé de la revendication 3, dans lequel R<sup>1</sup> est un groupe cyclopentyle.

47. Composé de la revendication 3, dans lequel le groupe cycloalkyle monocyclique en C<sub>3</sub>-C<sub>8</sub> est, en outre, substitué avec un ou plusieurs substituants hydroxy.

48. Composé avant la formule :

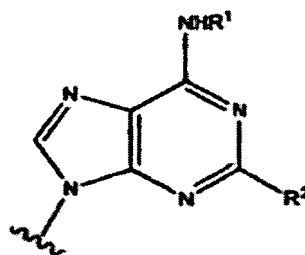


ou sel pharmaceutiquement acceptable de celui-ci, dans laquelle :

A représente -CH<sub>2</sub>ONO<sub>2</sub> ;

B et C représentent -OH ;

D représente :



A et B sont en *trans* l'un par rapport à l'autre ;

B et C sont en *cis* l'un par rapport à l'autre ;

C et D sont en *cis* ou *trans* l'un par rapport à l'autre ;

R¹ représente -H, un groupe alkyle en C<sub>1</sub>-C<sub>10</sub>, -aryle, monohétérocyclique à 3 jusqu'à 7 chaînons, bihétérocyclique à 8 jusqu'à 12 chaînons, cycloalkyle monocyclique en C<sub>3</sub>-C<sub>8</sub>, cycloalcényle monocyclique en C<sub>3</sub>-C<sub>8</sub>, cycloalkyle bicyclique en C<sub>8</sub>-C<sub>12</sub>, cycloalcényle bicyclique en C<sub>8</sub>-C<sub>12</sub>, - (CH<sub>2</sub>)<sub>n</sub>-(cycloalkyle monocyclique en C<sub>3</sub>-C<sub>8</sub>), -(CH<sub>2</sub>)<sub>n</sub>-(cycloalcényle monocyclique en C<sub>3</sub>-C<sub>8</sub>), -(CH<sub>2</sub>)<sub>n</sub>-(cycloalkyle bicyclique en C<sub>8</sub>-C<sub>12</sub>), -(CH<sub>2</sub>)<sub>n</sub>-(cycloalcényle bicyclique en C<sub>8</sub>-C<sub>12</sub>) ou -(CH<sub>2</sub>)<sub>n</sub>-aryle ;

R² représente -CN, -NHR⁴, -NHC(O)R⁴, -NHC(O)OR⁴, -NHC(O)NHR⁴, -NHNHC(O)R⁴, -NHNHC(O)OR⁴, -NHNHC(O)NHR⁴ ou -NH-N=C(R⁶)R⁷ ;

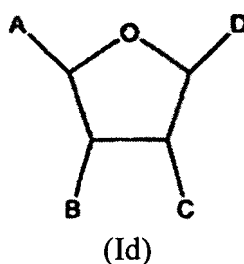
R⁴ est un groupe alkyle en C<sub>1</sub>-C<sub>15</sub>, aryle, -(CH<sub>2</sub>)<sub>n</sub>-aryle, -(CH<sub>2</sub>)<sub>n</sub>-(hétérocycle monocyclique à 3 jusqu'à 7 chaînons), -(CH<sub>2</sub>)<sub>n</sub>-(hétérocycle bicyclique à 8 jusqu'à 12 chaînons), -(CH<sub>2</sub>)<sub>n</sub>-(cycloalkyle monocyclique en C<sub>3</sub>-C<sub>8</sub>), -(CH<sub>2</sub>)<sub>n</sub>-(cycloalcényle monocyclique en C<sub>3</sub>-C<sub>8</sub>), -(CH<sub>2</sub>)<sub>n</sub>-(cycloalkyle bicyclique en C<sub>8</sub>-C<sub>12</sub>), -(CH<sub>2</sub>)<sub>n</sub>-(cycloalcényle bicyclique en C<sub>8</sub>-C<sub>12</sub>), -C≡C-(alkyle en C<sub>1</sub>-C<sub>10</sub>) ou -C≡C-aryle ;

R⁶ est un groupe alkyle en C<sub>1</sub>-C<sub>10</sub>, aryle, -(CH<sub>2</sub>)<sub>n</sub>-aryle, -(CH<sub>2</sub>)<sub>n</sub>-(hétérocycle monocyclique à 3 jusqu'à 7 chaînons), -(CH<sub>2</sub>)<sub>n</sub>-(hétérocycle bicyclique à 8 jusqu'à 12 chaînons), -(CH<sub>2</sub>)<sub>n</sub>-(cycloalkyle monocyclique en C<sub>3</sub>-C<sub>8</sub>), -(CH<sub>2</sub>)<sub>n</sub>-(cycloalcényle monocyclique en C<sub>3</sub>-C<sub>8</sub>), -(CH<sub>2</sub>)<sub>n</sub>-(cycloalkyle bicyclique en C<sub>8</sub>-C<sub>12</sub>), -(CH<sub>2</sub>)<sub>n</sub>-(cycloalcényle bicyclique en C<sub>8</sub>-C<sub>12</sub>), - phénylène-(CH<sub>2</sub>)<sub>n</sub>COOH ou -phénylène-(CH<sub>2</sub>)<sub>n</sub>COO-(alkyle en C<sub>1</sub>-C<sub>10</sub>) ;

R⁷ représente -H, un groupe alkyle en C<sub>1</sub>-C<sub>10</sub>, -aryle, -(CH<sub>2</sub>)<sub>n</sub>-aryle, -(CH<sub>2</sub>)<sub>n</sub>-(hétérocycle monocyclique à 3 jusqu'à 7 chaînons), -(CH<sub>2</sub>)<sub>n</sub>-(hétérocycle bicyclique à 8 jusqu'à 12 chaînons), -(CH<sub>2</sub>)<sub>n</sub>-(cycloalkyle monocyclique en C<sub>3</sub>-C<sub>8</sub>), -(CH<sub>2</sub>)<sub>n</sub>-(cycloalcényle monocyclique en C<sub>3</sub>-C<sub>8</sub>), -(CH<sub>2</sub>)<sub>n</sub>-(cycloalkyle bicyclique en C<sub>8</sub>-C<sub>12</sub>) ou -(CH<sub>2</sub>)<sub>n</sub>-(cycloalcényle bicyclique en C<sub>8</sub>-C<sub>12</sub>) ; et

chaque symbole n représente indépendamment un entier variant de 1 à 5.

**49.** Composé ayant la formule :

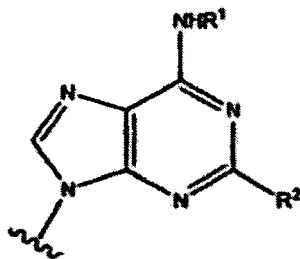


ou sel pharmaceutiquement acceptable de celui-ci, dans lequel :

A représente -R³ ;

B et C représentent -OH ;

D représente :



A et B sont en *trans* l'un par rapport à l'autre ;

B et C sont en *cis* l'un par rapport à l'autre ;

C et D sont en *cis* ou *trans* l'un par rapport à l'autre ;

R¹ est un groupe alkyle en C₁-C₁₀, -aryle, monohétérocyclique à 3 jusqu'à 7 chaînons, bihétérocyclique à 8 jusqu'à 12 chaînons, cycloalkyle monocyclique en C₃-C₈, cycloalcényle monocyclique en C₃-C₈, cycloalkyle bicyclique en C₈-C₁₂, cycloalcényle bicyclique en C₈-C₁₂, -(CH₂)ₙ-(cycloalkyle monocyclique en C₃-C₈), -(CH₂)ₙ-(cycloalcényle monocyclique en C₃-C₈), -(CH₂)ₙ-(cycloalkyle bicyclique en C₈-C₁₂), -(CH₂)ₙ-(cycloalcényle bicyclique en C₈-C₁₂) ou -(CH₂)ₙ-aryle ;

R² représente -H, -halo, -CN, -NHR⁴, -OR⁴, -SR⁴, -NHC(O)R⁴, -NHC(O)OR⁴, -NHC(O)NHR⁴, -NHNHC(O)R⁴, -NHNHC(O)NHR⁴, -NHNHC(O)OR⁴ ou -NH-N=C(R⁶)R⁷ ;

R³ représente -CH₂OSO₃H ;

R⁴ est un groupe alkyle en C₁-C₁₅, aryle, -(CH₂)ₙ-aryle, -(CH₂)ₙ-(hétérocycle monocyclique à 3 jusqu'à 7 chaînons), -(CH₂)ₙ-(hétérocycle bicyclique à 8 jusqu'à 12 chaînons), -(CH₂)ₙ-(cycloalkyle monocyclique en C₃-C₈), -(CH₂)ₙ-(cycloalcényle monocyclique en C₃-C₈), -(CH₂)ₙ-(cycloalkyle bicyclique en C₈-C₁₂), -(CH₂)ₙ-(cycloalcényle bicyclique en C₈-C₁₂), -C≡C-(alkyle en C₁-C₁₀) ou -C≡C-aryle ;

R⁶ est un groupe alkyle en C₁-C₁₀, aryle, -(CH₂)ₙ-aryle, -(CH₂)ₙ-(cycloalkyle monocyclique en C₃-C₈), -(CH₂)ₙ-(cycloalcényle monocyclique en C₃-C₈), -(CH₂)ₙ-(cycloalkyle bicyclique en C₈-C₁₂), -(CH₂)ₙ-(cycloalcényle bicyclique en C₈-C₁₂), -(CH₂)ₙ-(hétérocycle monocyclique à 3 jusqu'à 7 chaînons), -(CH₂)ₙ-(hétérocycle bicyclique à 8 jusqu'à 12 chaînons), -phénylène-(CH₂)ₙCOOH ou -phénylène-(CH₂)ₙCOO-(alkyle en C₁-C₁₀) ;

R⁷ représente -H, un groupe alkyle en C₁-C₁₀, -aryle, -(CH₂)ₙ-aryle, -(CH₂)ₙ-(cycloalkyle monocyclique en C₃-C₈), -(CH₂)ₙ-(cycloalcényle monocyclique en C₃-C₈), -(CH₂)ₙ-(cycloalkyle bicyclique en C₈-C₁₂), -(CH₂)ₙ-(cycloalcényle bicyclique en C₈-C₁₂), -(CH₂)ₙ-(hétérocycle monocyclique à 3 jusqu'à 7 chaînons) ou -(CH₂)ₙ-(hétérocycle bicyclique à 8 jusqu'à 12 chaînons) ; et

chaque symbole n représente indépendamment un entier variant de 1 à 5.

50. Composition comprenant une quantité efficace d'un composé ou d'un sel pharmaceutiquement acceptable du composé de l'une quelconque des revendications 48 ou 49, et un véhicule ou un excipient physiologiquement acceptable.

51. Composé de la revendication 48, dans lequel A et B sont en *trans* l'un par rapport à l'autre ; B et C sont en *cis* l'un par rapport à l'autre ; et C et D sont en *cis* l'un par rapport à l'autre.

52. Composé de la revendication 48, dans lequel R¹ est un groupe cycloalkyle monocyclique en C₃-C₈.

53. Composé de la revendication 52, dans lequel R¹ est un groupe cyclopentyle.

54. Composé de la revendication 49, dans lequel A et B sont en *trans* l'un par rapport à l'autre ; B et C sont en *cis* l'un par rapport à l'autre ; et C et D sont en *cis* ou *trans* l'un par rapport à l'autre.

55. Composé de la revendication 49, dans lequel R¹ est un groupe cycloalkyle monocyclique en C₃-C₈.

56. Composé de la revendication 55, dans lequel R¹ est un groupe cyclopentyle.

57. Composé de la revendication 49, dans lequel R² représente -H ou -halo.

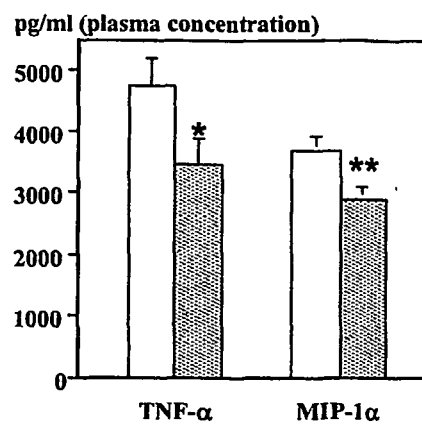


FIG. 1

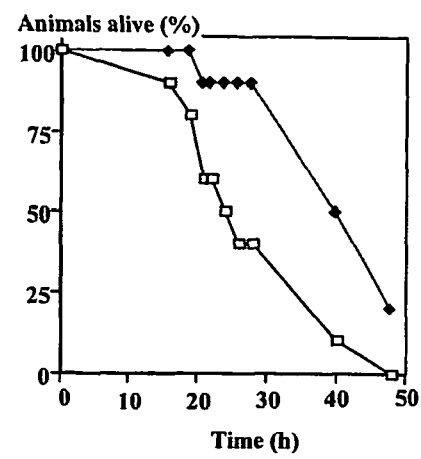


FIG. 2

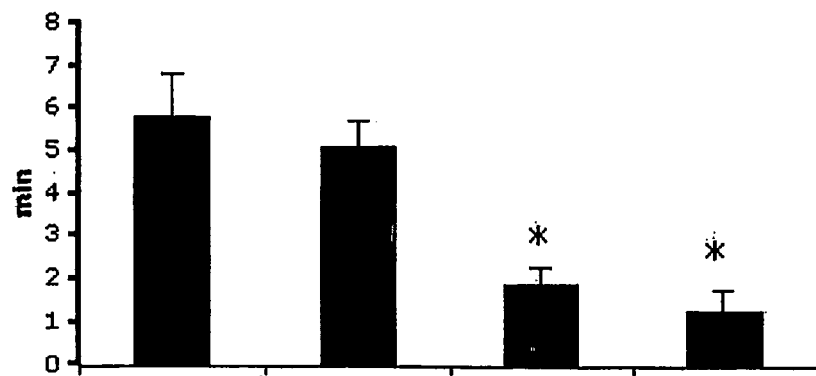


FIG. 3



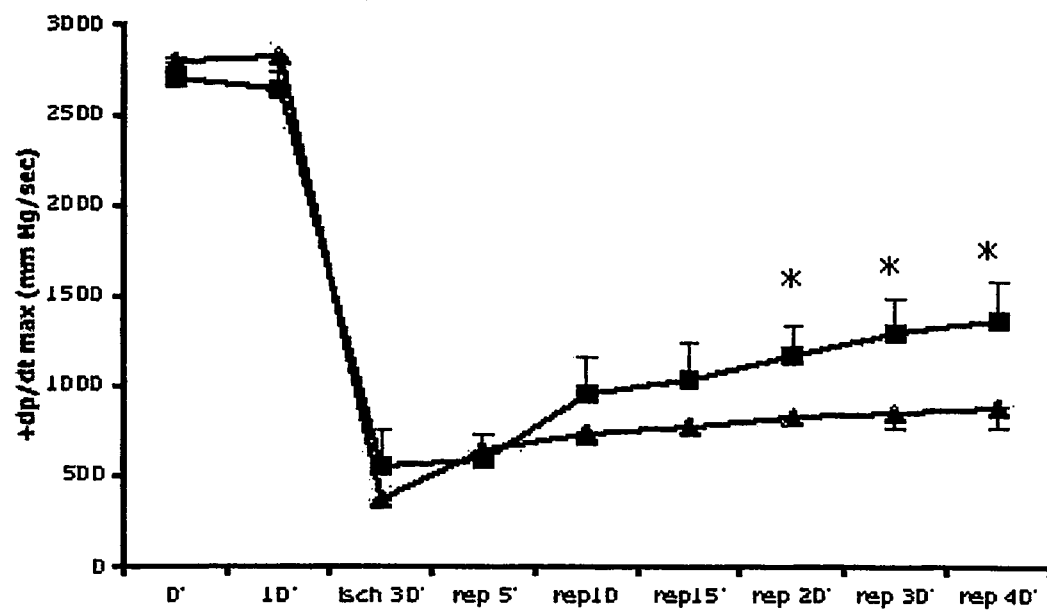


FIG. 4

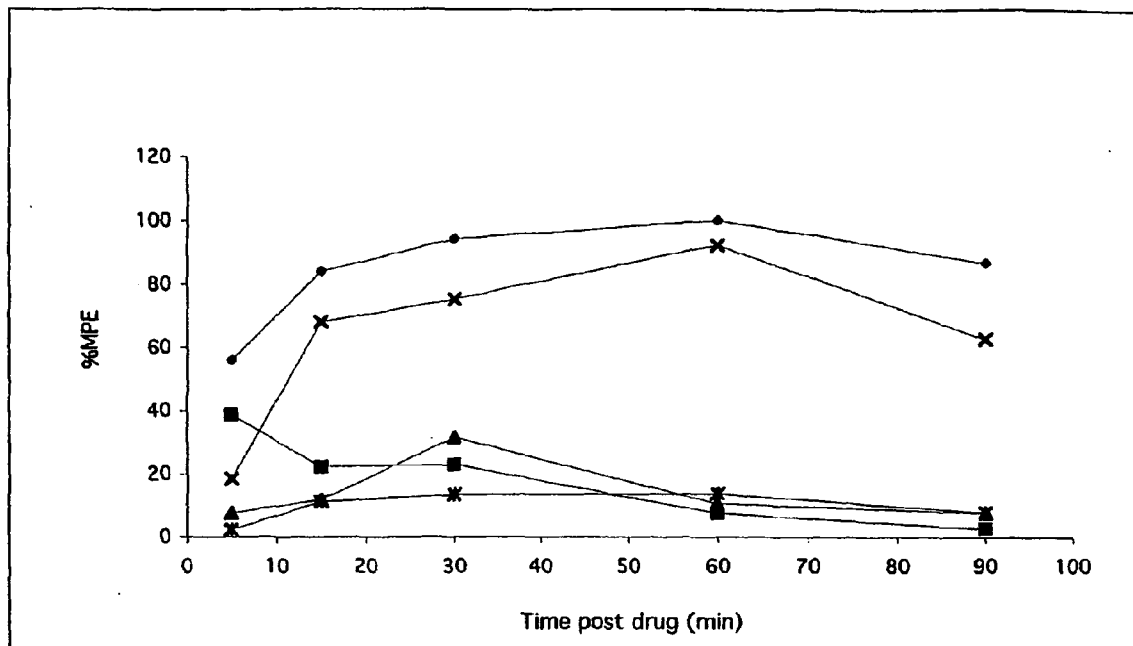
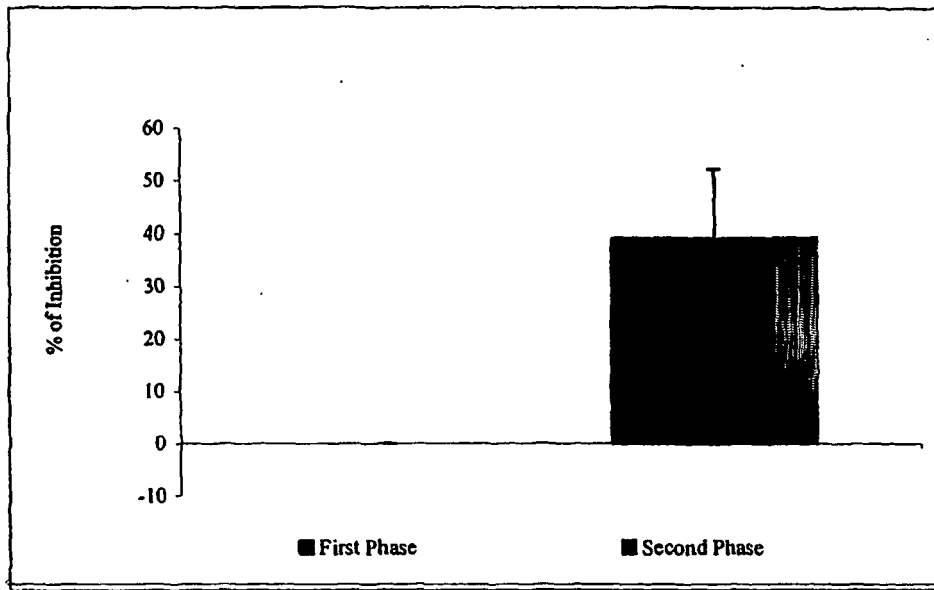
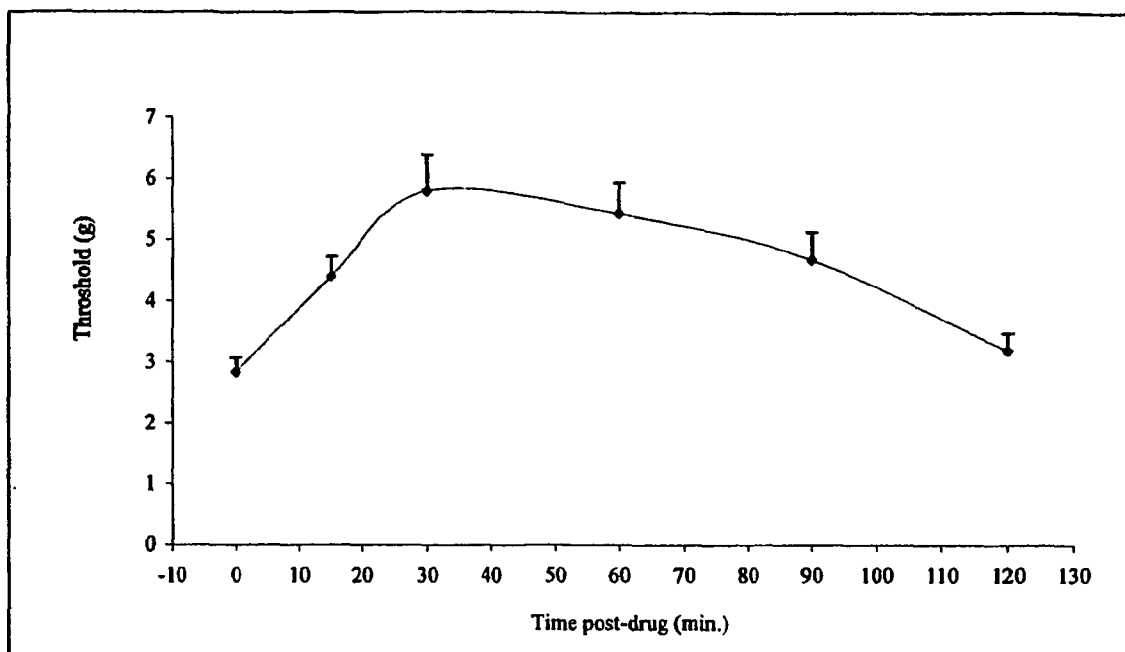


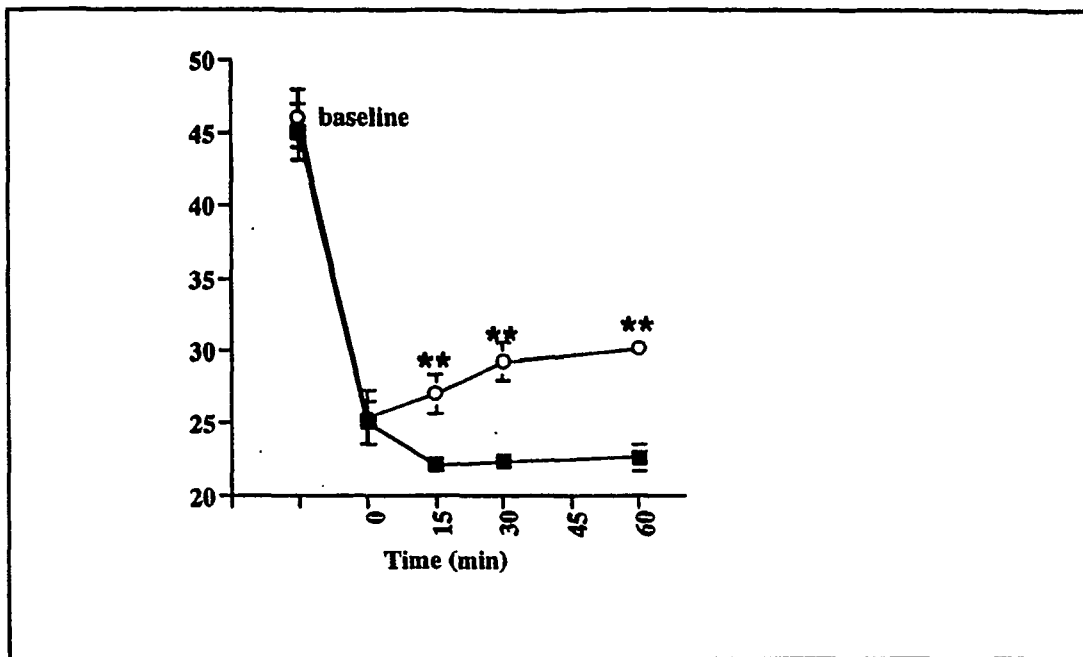
FIG. 5



**FIG. 6**



**FIG. 7**



**FIG. 8**

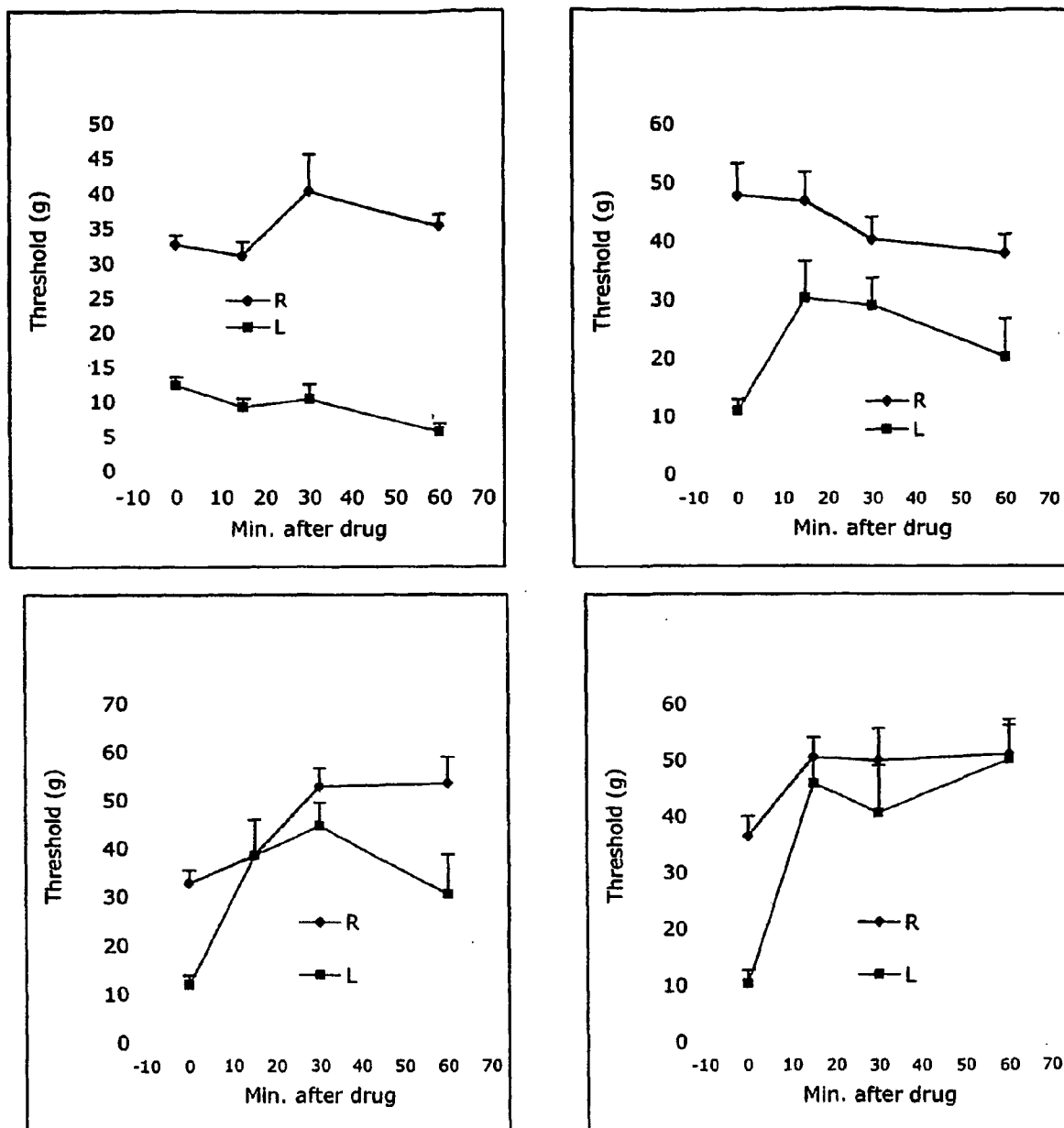


FIG. 9

## REFERENCES CITED IN THE DESCRIPTION

*This list of references cited by the applicant is for the reader's convenience only. It does not form part of the European patent document. Even though great care has been taken in compiling the references, errors or omissions cannot be excluded and the EPO disclaims all liability in this regard.*

## Patent documents cited in the description

- US 57480504 P [0001]
- US 58826304 P [0001]
- US 5589467 A, Lau [0008]
- US 5789416 A, Lum [0008]
- US 3832341 A, Duchinsky [0009]
- US 2003092668 A [0011]

## Non-patent literature cited in the description

- **Moos et al.** *J. Med. Chem.*, 1985, vol. 28, 1383-1384 [0008]
- **Thompson et al.** *J. Med. Chem.*, 1991, vol. 34, 3388-3390 [0008]
- **Vittori et al.** *J. Med. Chem.*, 2000, vol. 43, 250-260 [0008]
- **Roelen et al.** *J Med. Chem*, 1996, vol. 39, 1463-1471 [0008]
- **Wenden et al.** *J Med. Chem.*, 1998, vol. 41, 102-108 [0008]
- **Dalpiaz et al.** *Pharm. Res.*, 2001, vol. 18, 531-536 [0008]
- **Beakers et al.** *J. Med. Chem.*, 2003, vol. 46, 1492-1503 [0008]
- **C.E. Muller.** *Current Medicinal Chemistry*, 2000, vol. 7, 1269-1288 [0008]
- **Lichtenthaler et al.** *Synthesis*, 1974, 199-201 [0009]
- **Cristalli et al.** *J. Med. Chem.*, 1992, vol. 35, 2363-2369 [0655]
- **Cristalli et al.** *J. Med. Chem.*, 1994, vol. 37, 1720-1726 [0655]
- **Cristalli et al.** *J. Med. Chem.*, 1995, vol. 38, 1462-1472 [0655]
- **Camaioni et al.** *Bioorg. Med. Chem.*, 1997, vol. 5, 2267-2275 [0655]
- **Langer.** *Science*, 1990, vol. 249, 1527-1533 [0693] [0694]
- *Liposomes in the Therapy of Infectious Disease and Cancer*, 1989, 317-327353-365 [0693]
- **Goodson.** *Medical Applications of Controlled Release*, 1984, vol. 2, 115-138 [0694]
- **Sefton.** *CRC Crit. Ref. Biomed. Eng.*, 1987, vol. 14, 201 [0694]
- **Buchwald et al.** *Surgery*, 1980, vol. 88, 507 [0694]
- **Saudek et al.** *N. Engl. J Med.*, 1989, vol. 321, 574 [0694]
- *Medical Applications of Controlled Release*. 1974 [0694]
- *Controlled Drug Bioavailability, Drug Product Design and Performance*. 1984 [0694]
- **Ranger ; Peppas.** *J. Macromol. Sci. Rev. Macromol. Chem.*, 1983, vol. 2, 61 [0694]
- **Levy et al.** *Science*, 1935, vol. 228, 190 [0694]
- **During.** *Ann. Neural.*, 1989, vol. 25, 351 [0694]
- **Howard et al.** *J. Neurosurg.*, 1989, vol. 71, 105 [0694]
- *Remington's Pharmaceutical Sciences*. 1995, 1447-1676 [0698]
- **Klotz et al.** *J. Biol. Chem.*, 1985, vol. 260, 14659-14664 [0766]
- **Lohse et al.** *Naunyn-Schmiedeberg's Arch. Pharmacol.*, 1987, vol. 336, 204-210 [0766]
- **Klotz et al.** *Naunyn-Schmiedeberg's Arch. Pharmacol.*, 1998, vol. 357, 1-9 [0766] [0795] [0797]
- **De Lean et al.** *Mol. Pharm.*, 1982, vol. 21, 5-16 [0797]
- **Z. Seltzer et al.** *Pain*, 1990, vol. 43, 205-218 [0826]
- **G.M. Pitcher et al.** *J Neurosci Methods*, 1999, vol. 87, 185-93 [0826]