



(12) **EUROPEAN PATENT APPLICATION**

(43) Date of publication:
23.05.2007 Bulletin 2007/21

(51) Int Cl.:
A45D 8/20 (2006.01)

(21) Application number: **07001114.3**

(22) Date of filing: **11.11.2003**

(84) Designated Contracting States:
**AT BE BG CH CY CZ DE DK EE ES FI FR GR HU
IE IT LI LU MC NL PT RO SE SI SK TR**
Designated Extension States:
AL LT LV MK

(30) Priority: **18.11.2002 GB 0226891**

(62) Document number(s) of the earlier application(s) in
accordance with Art. 76 EPC:
03773843.2 / 1 562 453

(71) Applicant: **Linshell Holdings Limited**
London W1G 8DH (GB)

(72) Inventors:
• **Salisbury, Shelley-Anne**
London N2 0HJ (GB)
• **Walker, Lindsey Julia-Jane**
London N3 1SS (GB)

(74) Representative: **Collins, John David**
Marks & Clerk
90 Long Acre
London WC2E 9RA (GB)

Remarks:

This application was filed on 19 - 01 - 2007 as a
divisional application to the application mentioned
under INID code 62.

(54) **Hairclip**

(57) A hair clip comprises a body, jaws mounted on
the body and a jaw opening arrangement to allow the
jaws to be opened single handed. The jaws have tines
and are mounted at spaced positions on the body so as

to be pivotable at the positions to resiliently grip hair in
the tines so that the outer surface of the clip is substan-
tially cylindrical. The spacing of the pivot positions on the
body enables a body to be used, which can be decorated
or hollow to enhance the aesthetics of the hair clip.

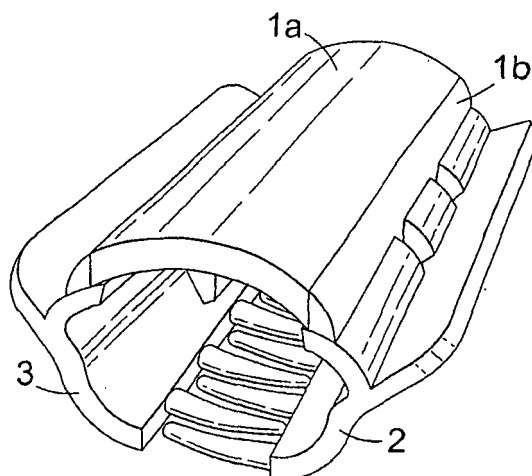


Fig. 1

Description

Field of the invention

[0001] The present invention generally relates to hair clips and more particularly to hair clips having pivotable jaws for gripping hair.

Background of the invention

[0002] One type of prior art clips which use pivotable jaws are generally known as butterfly clips. These clips comprise two jaw members having tines and being joined along a pivot axis. A spring arrangement is provided at the pivot axis to resiliently urge the tines of the jaws to a closed position to grip the hair. To enable the tines to be disengaged and the jaws opened, the jaws are provided with lever members extending therefrom at a position away from the tines. This gives the clip the classic 'butterfly' appearance and hence its common name. When the clips are worn the primary visible parts are the lever members or 'wings' and the joining pivot and spring mechanism. The problem is that although these clips are easy to use single handed, the spring and pivot mechanism is not very aesthetically appealing. The arrangement disclosed in US5862815 addresses this problem by providing a cover over the spring mechanism. This cover is however required to flex or fold as the clip is opened and the wings close together. Thus the cover mechanism is complex to build and is fragile and thus liable to failure in use, especially as the clip ages.

[0003] Another type of clip which provides pivotable jaws is disclosed in US6142159. This clip comprises a barrette made of a single flat strip of resilient material. Ends of the flat strip form tines that join when in the closed position. In one example the clip can be opened by pulling the two ends apart. This operation requires the use of two hands and is thus more complex than that required for opening butterfly clips. In another example in US6142159 handle portions are provided and the strip flexes in a central region. While this enables single handed operation, it requires the central region to be flexible. This limits the decorative ability of the central region.

[0004] In US6186151, a combined grooming device and hair clip is disclosed in which a body houses a grooming device such as a brush which can hingedly extend out from the body when used for grooming. The body carries two hinged arms which enable the device to be used as a hair clip. This device is however bulky as a hair clip and has low aesthetic appeal.

[0005] It is thus an object of the present invention to provide an improved hair clip that overcomes the deficiencies in the prior art.

Summary of the invention

[0006] Generally the present invention provides jaw arrangements having tines, and a body arrangement to

which the jaw arrangements are pivotably and resiliently mounted so as to urge the jaw arrangements to a closed position where said tines meet. A jaw opening arrangement is provided to allow the jaw arrangement to be opened single handed. The jaw arrangements are mounted on the body arrangement at pivot positions which define laterally spaced pivot axes.

[0007] By laterally spacing the pivot axes it is possible to use a body which can be decorated or made less visible and can also act to hide the pivot mechanisms if necessary, thereby improving the aesthetic appearance of the clip in use.

[0008] The present invention includes any body arrangement such as a single body part or multiple body parts acting to hold the effective pivot points of the jaw arrangements spaces laterally. Also the jaw arrangements can comprise any arrangement of single or multiple jaw parts. Where multiple jaw parts are provided, the jaw parts can be pivotably connected together to form a multiply pivoted jaw arrangement. The pivots in such an arrangement will lie substantially parallel. The jaw opening arrangement can comprise any suitable part or collection of parts to enable the jaw arrangements to be urged pivotably to an open position against the resilient force of the resilient connection between the jaw arrangements and the body arrangement.

[0009] In one embodiment of the present invention, the body arrangement has an outer face and the pivot mechanisms are arranged on said body arrangement away from the outer face. Thus the pivot mechanisms are hidden in the hair when worn.

[0010] In an embodiment of the present invention, the opening arrangement comprises handle portions extending from said jaw arrangements at positions away from the tines and acting as lever members to lever the jaw arrangements open about the pivots.

[0011] In an alternative embodiment, the opening arrangement comprises an engagement member arranged within the jaws arrangements and operable in a direction of the pivot axes to engage the jaw arrangements to urge them open. In this embodiment the jaw engagement portion can have angled engagement surfaces for engagement with the jaw arrangements to urge them open. Also the jaw engagement portion can be carried by the body arrangement. For example the jaw engagement portion can be slidably attached to said body portion to allow said jaw engagement portion to slide relative to said body portion to engage said jaw portions.

[0012] In another embodiment of the present invention, resilient portions are arranged between the body arrangement and the jaw arrangement to provide the resilient connection between the body arrangement and the jaw arrangement. In this embodiment the jaw portions can be mounted to the body arrangement via pivot pins, and the resilient portions can comprise spring members engaging the body arrangement and the jaw arrangements. In an alternative embodiment of the present invention, the jaw portions are formed from the same piece

of material as said body portion and at pivot points the material is thinned in section to enable the jaw portions to pivot relative to the body portion, and a resilient member is provided to urge the jaw arrangements to the closed position. In another alternative embodiment of the present invention the resilient portions comprise resilient material connecting the jaw arrangements and the body arrangement.

[0013] In another embodiment of the present invention, the body arrangement comprises a base portion to which the jaw arrangements are connected, and at least one decorative cover portion. In this embodiment at least one said decorative cover portion can be removable in use to enable different cover portions to be connected to the base portion.

[0014] In another embodiment the body is formed of thin section edge regions defining a central aperture through the body between the pivot axes. Thus in this embodiment the hair of the wearer can be seen through the body thus reducing the visibility of the clip.

[0015] In one embodiment of the present invention, the jaw portions are arcuate in section to define a volume between the body arrangement and the jaw arrangements into which hair can be clasped in use.

[0016] In one embodiment of the present invention each jaw arrangement comprises a plurality of hingedly and resiliently coupled jaw sections, each hinged coupling lying along an axis parallel to the laterally spaced axes.

[0017] One aspect of the present invention provides a hair clip comprising a body portion; jaw portions attached to said body portion; and a jaw opening arrangement to allow said jaw portions to be opened single handed; said jaw portions having tines and being hingedly and resiliently connected to said body portion to urge said tines together for gripping hair, wherein said jaw portions are connected to said body portion at hinge positions defining laterally spaced axes, said jaw opening arrangement comprises handle portions extending from said jaw portions away from said tines to allow said jaw portions to be opened by urging said handle portions about said axes and said body portion includes a recess for receiving hair gripped by said tines.

[0018] Another aspect of the present invention provides a hair clip comprising a body portion; jaw portions attached to said body portion; and a jaw opening arrangement to allow said jaw portions to be opened single handed; said jaw portions having tines and being hingedly and resiliently connected to said body portion to urge said tines together for gripping hair, wherein said jaw portions are connected to said body portion at hinge positions defining laterally spaced axes, said body portion comprises a base portion to which said jaw portions are connected and at least one decorative cover portion, and at least one said decorative cover portion is removable in use to enable different cover portions to be connected to said base portion.

[0019] Another aspect of the present invention pro-

vides a hair clip comprising a body portion; jaw portions attached to said body portion; and a jaw opening arrangement to allow said jaw portions to be opened single handed; said jaw portions having tines and being hingedly and resiliently connected to said body portion to urge said tines together for gripping hair, wherein said jaw portions are connected to said body portion at hinge positions defining laterally spaced axes, and said body portion has thin section edge portions defining a large aperture between said axes, to allow hair of a wearer to be seen therethrough when worn.

[0020] Another aspect of the present invention provides a hair clip comprising a body portion; jaw portions attached to said body portion; and a jaw opening arrangement to allow said jaw portions to be opened single handed; wherein said jaw portions have tines and are hingedly and resiliently connected to said body portion to urge said tines together to a closed position for gripping hair, said jaw portions are connected to said body portion at hinge positions defining laterally spaced hinge axes, and said jaw portions and said body define an outer hair clip surface which is substantially cylindrical when said jaw portions are in the closed position.

[0021] Another aspect of the present invention provides a hair clip comprising a body portion extending along an axis; jaw portions attached to said body portion, said jaw portions having tines and being hingedly and resiliently connected to said body portion to urge said tines together to a closed position for gripping hair, and said jaw portions being connected to said body portion at hinge positions defining laterally spaced hinge axes parallel to said axis; a jaw opening arrangement to allow said jaw portions to be opened single handed; and cover portions extending from said jaw portions to cover at least a portion of the gaps between said body portion and said jaw portions and arranged to move under or over said body portion when said jaw portions are opened.

[0022] Another aspect of the present invention provides a hair clip comprising a body portion extending along an axis; jaw portions attached to said body portion and having tines; resilient hinge mechanisms connecting said jaw portions to said body portion to urge said tines together to a closed position for gripping hair, said resilient hinge mechanisms lying at hinge positions defining laterally spaced hinge axes parallel to said axis; a jaw opening arrangement to allow said jaw portions to be opened single handed; and hinge cover portions covering the resilient hinge mechanisms at an outer side of said hair clip between said jaw portions and said body portion, said hinge cover portions comprising portions extending from said body portion and arranged to move relatively inwardly under said jaw portions when said jaw portions are opened, or portions extending from said jaw portions and arranged to move relatively inwardly under said body portion when said jaw portions are opened.

[0023] Another aspect of the present invention provides a hair clip comprising a body portion; jaw portions attached to said body portion; and a jaw opening arrange-

ment to allow said jaw portions to be opened single handed; wherein said jaw portions have tines and are hingedly and resiliently connected to said body portion to urge said tines together to a closed position for gripping hair, said jaw portions are connected to said body portion at hinge positions defining laterally spaced hinge axes, and said tines are arranged to meet substantially in a plane when said jaw portions are in the closed position.

Brief description of the drawings

[0024]

Figure 1 is a perspective diagram of a hair clip of a first embodiment of the present invention;
 Figure 2 is an exploded view of the hair clip of the first embodiment of the present invention;
 Figure 3 is a cross sectional view through the hair clip of the first embodiment of the present invention in the closed position;
 Figure 4 is a cross sectional view through the hair clip of the first embodiment of the present invention in the open position;
 Figure 5 is an exploded view of the hair clip of a second embodiment of the present invention;
 Figure 6 is a perspective diagram of a hair clip of the second embodiment of the present invention;
 Figure 7 is an end view of the hair clip of the second embodiment of the present invention;
 Figure 8 is a cross sectional view through the hair clip of the second embodiment of the present invention in the closed position;
 Figure 9 is a cross sectional view through the hair clip of the second embodiment of the present invention in the open position;
 Figure 10 is a perspective view of the hair clip of the first embodiment of the present invention showing the inside of the hair clip in the open position;
 Figure 11 is a perspective diagram of a hair clip of a third embodiment of the present invention;
 Figure 12 is a schematic cross section through a hair clip of a fourth embodiment of the present invention;
 Figure 13 is a schematic cross section through a hair clip of a fifth embodiment of the present invention; and
 Figure 14 is a schematic cross section through a hair clip of a further embodiment of the present invention.

Description of embodiments of the invention

[0025] A first embodiment of the present invention will now be described with reference to figures 1 to 4.

[0026] The hair clip of this embodiment comprises a body 1 formed of a base 1a and a cover 1b which is coupled to the base 1a. The decorative cover can either be detachable in use to enable the cover to be changed, or it can only be fixed. The fixed cover enables the fixing of different covers to the same base 1a during the man-

ufacturing process. The base 1a has an elongate arcuate carrying surface for carrying the decorative cover 1b in an elongate arcuate shape. Below the carrying surface there are provided two arms 4a and 4b extending away from the base 1a at spaced positions to the sides of the base 1a. The arms 4a and 4b have pivot holes 5a and 5b for receiving pivot pins 6a and 6b.

[0027] Two opposed elongate jaws 2 and 3 have a curved or roughly arcuate cross section. A pivot arm 2a and 3a respectively extends inwardly from an upper edge of each jaw 2 and 3 and has a pivot hole for receiving the respective pivot pin 6a and 6b. In this way the jaws 2 and 3 are mounted on the base 1a to pivot about pivot axes spaced from one another. The pivot arms 2 and 3 have an upper lip 2b and 3b respectively which serves to limit the closed position of the jaws 2 and 3 by engaging with an inner surface of the base 1a. Cover portions 2d and 2e, and 3d and 3e extend from the upper edges of the jaws 2 and 3 parallel to the pivot arms to bridge the gap between the jaws 2 and 3 and the base 1a when the jaws are in the closed position. Along one edge of the jaws 2 and 3 away from the pivot arms 2a and 3a and cover portions 2d, 2e, 3d and 3e respectively tines 2c and 3c respectively extend towards one another for gripping hair. In the closed position the tines 2c and 3c of the jaws 2 and 3 interlace. The jaws 2 and 3 are also provided with handle portions or 'wings' 2f and 3f which extend along the body of the jaws 2 and 3 and extend therefrom at a position away from the tines 2c and 3c near the top edges of the jaws 2 and 3. The handle portions 2f and 3f are arranged above the pivot point so that they can be held between the fingers of a hand and squeezed to urge the jaws 2 and 3 to the open position.

[0028] Also mounted on the pivot pins 6a and 6b are springs 7a and 7b having spring arms for engaging the arms 4a and 4b and the pivot arms 2a and 3a to urge them apart and thereby urge the jaws 2 and 3 to the closed position.

[0029] It can be seen that in this embodiment the jaws 2 and 3 are pivoted on laterally separated pivot positions either side of the body 1 so that the pivot mechanisms are hidden under the body 1. Thus the body 1 can be decorated to improve the aesthetic appearance of the hair clip. The appearance can also be changed as desired in this embodiment by changing the cover 1a.

[0030] A second embodiment of the present invention will now be described with reference to figures 5 to 10. This embodiment is similar to the first embodiment except that the jaw opening arrangement is different.

[0031] The hair clip of this embodiment comprises a body 10 having an elongate arcuate decorative outer surface. Below the decorative surface there are provided two arms 10a and 10b extending away from the body 10 at spaced positions to the sides of the body 10. The arms 10a and 10b have pivot holes for receiving pivot pins 15a and 15b.

[0032] Two opposed elongate jaws 11 and 12 have a curved or roughly arcuate cross section. A pivot arm 11a

and 12a respectively extends inwardly from an upper edge of each jaw 11 and 12 and has a pivot hole for receiving the respective pivot pin 15a and 15b. In this way the jaws 11 and 12 are mounted on the body 10 to pivot about pivot axes spaced from one another. Along one edge of the jaws 11 and 12 away from the pivot arms 11a and 12a respectively tines 11c and 12c respectively extend towards one another for gripping hair. In the closed position the tines 11c and 12c of the jaws 11 and 12 interlace.

[0033] An opening member 13 is provided for engaging and opening said jaws 11 and 12. The body 10 is provided with ridges 10c and 10d extending along inner edges and an engagement slot 10e on an inner face of the body for engagement by the opening member. The body 10 is also provided with an end plate 10f extending from one end of the inner face near the engagement slot 10e. The opening member 13 comprises a main portion 13a having a section shaped to fit in the inner surface of the body 10 and grooves 13b in the sides to ride along the ridges 10c and 10d of the body 10 so that the opening member 13 can slide laterally along the body 10. The opening member 13 also has an arm portion 13c extending from the body portion 13a. The arm portion 13c has a sloping surface 13d for engagement with the pivot arms 11a and 12a of the jaws to urge the jaws 11 and 12 open. The opening member 13 includes a latch member 13e at the end of the arm portion for engaging the engagement slot 10e in the body 10 to prevent the opening member 13 detaching from the body 10. A single handed operation to open the clip involves holding the hair clip in one hand and squeezing the opening member 13 and the end plate 10f with the fingers and thumb of the hand.

[0034] Also mounted on the pivot pins 15a and 15b are springs 16a and 16b having spring arms for engaging the arms 10a and 10b and the pivot arms 11a and 12a to urge them apart and thereby urge the jaws 11 and 12 to the closed position. The opening member 13 is operable to act against the springs 15a and 15b.

[0035] It can be seen that in this embodiment the jaws 11 and 12 are pivoted on laterally separated pivot positions either side of the body 10 so that the pivot mechanisms are hidden under the body 10. Thus the body 10 can be decorated to improve the aesthetic appearance of the hair clip.

[0036] In this embodiment, although the face 13d of the opening member 13 that engages the arms 4a and 4b is flat, the face can be any suitable shape to enhance the application of an opening force on the arms 4a and 4b. For example, the face can be formed or two opposed sloping faces to provide a triangular cross section.

[0037] A third embodiment of the present invention will now be described with reference to figure 11. This embodiment is similar to the first embodiment except that the hair clip is shorter and the body 100 has a large aperture in it.

[0038] The body 100 in this embodiment is formed of thin section material forming an aperture between the

two pivot axes on which the jaws 101 and 102 pivot. Thus in this embodiment when the clip is worn the wearers hair can be seen through the aperture. This reduces the visibility of the clip. Also since the pivot mechanisms for the jaws are mounted on the lower or inside of the clip, the mechanisms are hidden by the wearer's hair in use.

[0039] In this embodiment a cover can be provided to be detachably attached to the body 100 to cover the aperture. This enables the wearer to select whether or not to have a decorative cover and also to choose which decorative cover to use.

[0040] A fourth embodiment of the present invention will now be described with reference to figure 112. This embodiment is similar to the first embodiment except that the pivotable mounting of the jaws on the body is formed by thinning a section of material.

[0041] The hair clip of this embodiment comprises a body 20 having an elongate arcuate carrying surface. Either side, along the elongate edges of the body 20 the body is connected to two jaws 21 and 22. The connection is formed by regions 25 and 26 of thinning of the material between the jaws 21 and 22 and the body 20. This forms a hinge or pivot point extending along the edges of the body 20. Thus the body 20 and the jaws 21 and 22 can be formed of the same material e.g. a plastic material having a thin region therebetween. Alternatively the body 20 and the jaws 21 and 22 can be formed in three pieces and joined by connection of a thin section region of one to the other.

[0042] Within the jaws 21 and 22 and the body springs or resilient members 20 provide the resilient force to urge the jaws 21 and 22 to the closed position. The jaws 21 and 22 are provided with handle portions 21a and 22a to enable to one handed operation of the hair clip. Also the jaws 21 and 22 have tines 21b and 22b for gripping hair.

[0043] Thus in this embodiment the lateral displacement of the pivot axes of the jaws enable a decorative body to be used while still enabling single handed operation. The pivot mechanism is displaced to either side of the decorative body.

[0044] A fifth embodiment of the present invention will now be described with reference to figure 13. This embodiment is similar to the fourth embodiment except that the pivotable mounting of the jaws on the body is formed by regions or resilient material interconnecting the jaws and the body.

[0045] The hair clip of this embodiment comprises a body 30 having an elongate arcuate carrying surface. Either side, along the elongate edges of the body 30 the body is connected to two jaws 31 and 32. The connection is formed by regions of resilient material 33 and 34 between the jaws 31 and 32 and the body 30. This forms a hinge or pivot point extending along the edges of the body 30. Thus the body 30 and the jaws 31 and 32 are formed in three pieces and joined by connection of a resilient section of material 33 and 34.

[0046] The jaws 31 and 32 are provided with handle

portions 31a and 32a to enable to one handed operation of the hair clip. Also the jaws 31 and 32 have tines 31b and 32b for gripping hair.

[0047] Thus in this embodiment the lateral displacement of the pivot axes of the jaws enable a decorative body to be used while still enabling single handed operation. The pivot mechanism is displaced to either side of the decorative body.

[0048] Figure 14 illustrates a further embodiment of the present invention. This embodiment is similar to the fifth embodiment except that the jaws 41 and 42 are formed of a plurality of jaw sections 41c, 41d, 42c and 42d.

[0049] The hair clip of this embodiment comprises a body 40 having an elongate arcuate carrying surface. Two jaws 41 and 42 are hingedly and resiliently arranged either side of the body 40 along the elongate edges of the body 40. The jaws 41 and 42 are formed of a plurality of jaw sections 41c, 41d, 42c and 42d. The first jaws sections 41c and 42c are hingedly connected to the body 40 by a resilient section of material 44a and 43a respectively. The second jaw sections 41d and 42d are hingedly connected to the first jaw sections 41c and 42c by a resilient section of material 44b and 43b respectively. Handle portions 41a and 42a are provided extending from the second jaw sections 41d and 42d and tines 41b and 42b are provided on the second jaw sections 41d and 42d.

[0050] Thus in this embodiment the resilient material 44a, 43a, 44b and 43b provide hinged couplings which lie parallel to the axis of the elongate body 40.

[0051] In all of the embodiments described herein above the hair clip can be made of any suitable material such as a decorative plastic material, or metal such as gold or silver when the hair clip is a jewellery item. The resilient members or springs can be formed of any suitable material, such as spring metal or spring plastic, that provides a spring force between the jaws and the body to urge the jaws to the closed position. The hair clip can be of any length and need not be elongate. Also, it is possible to attach false hair to the clip to enable the wearer to wear the clip and have extended hair.

[0052] Although the present invention has been described with reference to specific embodiments, it will be apparent to a skilled person in the art that modifications lie within the spirit and scope of the present invention.

Claims

1. A hair clip comprising a body portion; jaw portions attached to said body portion; and a jaw opening arrangement to allow said jaw portions to be opened single handed; wherein said jaw portions have tines and are hingedly and resiliently connected to said body portion to urge said tines together to a closed position for gripping hair, said jaw portions are connected to said body portion at hinge positions defin-

ing laterally spaced hinge axes, and said jaw portions and said body define an outer hair clip surface which is substantially cylindrical when said jaw portions are in the closed position.

2. A hair clip according to claim 1, wherein said tines are arranged to meet substantially in a plane when said jaw portions are in the closed position.
3. A hair clip according to claim 2, wherein said tines are arranged to meet interdigitatedly.
4. A hair clip according to any preceding claim, wherein said jaw portions are hingedly connected to said body portion at a position away from said outer face.
5. A hair clip according to any preceding claim, wherein said jaw opening arrangement comprises handle portions extending from said jaw portions away from said tines to allow said jaw portions to be opened by urging said handle portions about said axes.
6. A hair clip according to any one of claims 1 to 4, wherein said jaw opening arrangement comprises a jaw engagement portion arranged in an area defined within said jaws portions and said body portion, said jaw engagement portion being operable in a direction of said hinge axes to engage said jaw portions to urge said jaw portions open.
7. A hair clip according to claim 6, wherein said jaw engagement portion has angled engagement surfaces for engagement with said jaw portions to urge said jaw portions open.
8. A hair clip according to claim 6 or claim 7, wherein said jaw engagement portion is carried by said body portion.
9. A hair clip according to claim 8, wherein said jaw engagement portion is slidably attached to said body portion to allow said jaw engagement portion to slide relative to said body portion to engage said jaw portions.
10. A hair clip according to any preceding claim, including resilient portions arranged between said body portion and said jaw portions to provide said resilient connection between said body portion and said jaw portions.
11. A hair clip according to claim 10, wherein said jaw portions are mounted to said body portion via pivot pins, and said resilient portions comprise spring members engaging said body portion and said jaw portions.
12. A hair clip according to claim 10, wherein said body

- portion and said jaw portions are formed from a single piece of material thinned at said hinge positions to enable the relative pivoting of said jaw portions and said body portion, and said resilient portions comprise resilient members engaging said jaw portions and said body portion. 5
13. A hair clip according to claim 10, wherein said resilient portions comprise resilient material connecting said jaw portions and said body portion. 10
14. A hair clip according to any preceding claim, wherein said body portion comprises a base portion to which said jaw portions are connected, and at least one decorative cover portion. 15
15. A hair clip according to claim 14, wherein at least one said decorative cover portion is removable in use to enable different cover portions to be connected to said base portion. 20
16. A hair clip according to any preceding claim, wherein said body portion has thin section edge portions defining a large aperture between said axes, to allow hair of a wearer to be seen therethrough when worn. 25
17. A hair clip according to any preceding claim, wherein said jaw portions are arcuate in section to define a volume between said body portion and said jaw portions into which hair is clasped in use. 30
18. A hair clip according to any preceding claim, wherein each said jaw portion comprises a plurality of hingedly and resiliently coupled jaw sections, each axis of the hinged couplings lying parallel to said laterally spaced axes. 35
19. A hair clip comprising a body portion extending along an axis; jaw portions attached to said body portion, said jaw portions having tines and being hingedly and resiliently connected to said body portion to urge said tines together to a closed position for gripping hair, and said jaw portions being connected to said body portion at hinge positions defining laterally spaced hinge axes parallel to said axis; a jaw opening arrangement to allow said jaw portions to be opened single handed; and cover portions extending from said jaw portions to cover at least a portion of the gaps between said body portion and said jaw portions and arranged to move under or over said body portion when said jaw portions are opened. 40 45 50
20. A hair clip according to claim 19, wherein said body portion has an outer face and said jaw portions are hingedly connected to said body portion at a position away from said outer face. 55
21. A hair clip according to claim 19 or claim 20, including
- hinge cover portions covering the hinged resilient connections at an outer side of said hair clip between said jaw portions and said body portion, said hinge cover portions comprising portions extending from said body portion and arranged to move relatively inwardly under said jaw portions when said jaw portions are opened or portions extending from said jaw portions and arranged to move relatively inwardly under said body portion when said jaw portions are opened.
22. A hair clip according to any one of claims 19 to 21 claim, wherein said jaw opening arrangement comprises handle portions extending from said jaw portions away from said tines to allow said jaws to be opened by urging said handle portions about said axes.
23. A hair clip according to any one of claims 19 to 21, wherein said jaw opening arrangement comprises a jaw engagement portion arranged in an area defined within said jaws portions and said body portion, said jaw engagement portion being operable in a direction of said hinge axes to engage said jaw portions to urge said jaw portions open.
24. A hair clip according to claim 23, wherein said jaw engagement portion has angled engagement surfaces for engagement with said jaw portions to urge said jaw portions open.
25. A hair clip according to claim 23 or claim 24, wherein said jaw engagement portion is carried by said body portion.
26. A hair clip according to claim 25, wherein said jaw engagement portion is slidably attached to said body portion to allow said jaw engagement portion to slide relative to said body portion to engage said jaw portions.
27. A hair clip according to any one of claims 19 to 26, including resilient portions arranged between said body portion and said jaw portions to provide said resilient connection between said body portion and said jaw portions.
28. A hair clip according to claim 27, wherein said jaw portions are mounted to said body portion via pivot pins, and said resilient portions comprise spring members engaging said body portion and said jaw portions.
29. A hair clip according to claim 27, wherein said body portion and said jaw portions are formed from a single piece of material thinned at said hinge positions to enable the relative pivoting of said jaw portions and said body portion, and said resilient portions

comprise resilient members engaging said jaw portions and said body portion.

30. A hair clip according to claim 27, wherein said resilient portions comprise resilient material connecting said jaw portions and said body portion. 5
31. A hair clip according to any one of claims 19 to 30, wherein said body portion comprises a base portion to which said jaw portions are connected, and at least one decorative cover portion. 10
32. A hair clip according to claim 31, wherein at least one said decorative cover portion is removable in use to enable different cover portions to be connected to said base portion. 15
33. A hair clip according to any one of claims 19 to 30, wherein said body portion has thin section edge portions defining a large aperture between said axes, to allow hair of a wearer to be seen therethrough when worn. 20
34. A hair clip according to any one of claims 19 to 33, wherein said jaw portions are arcuate in section to define a volume between said body portion and said jaw portions into which hair can be clasped in use. 25
35. A hair clip according to any one of claims 19 to 34, wherein each said jaw portion comprises a plurality of hingedly and resiliently coupled jaw sections, each axis of the hinged couplings lying parallel to said laterally spaced axes. 30
36. A hair clip comprising a body portion extending along an axis; jaw portions attached to said body portion and having tines; resilient hinge mechanisms connecting said jaw portions to said body portion to urge said tines together to a closed position for gripping hair, said resilient hinge mechanisms lying at hinge positions defining laterally spaced hinge axes parallel to said axis; a jaw opening arrangement to allow said jaw portions to be opened single handed; and hinge cover portions covering the resilient hinge mechanisms at an outer side of said hair clip between said jaw portions and said body portion, said hinge cover portions comprising portions extending from said body portion and arranged to move relatively inwardly under said jaw portions when said jaw portions are opened, or portions extending from said jaw portions and arranged to move relatively inwardly under said body portion when said jaw portions are opened. 35 40 45 50
37. A hair clip according to claim 36, wherein said body portion has an outer face and said jaw portions are hingedly connected to said body portion by said resilient hinge mechanism at a position away from said 55

outer face.

38. A hair clip according to claim 36 or claim 37, wherein said jaw opening arrangement comprises handle portions extending from said jaw portions away from said tines to allow said jaws to be opened by urging said handle portions about said axes.
39. A hair clip according to claim 36 or claim 37, wherein said jaw opening arrangement comprises a jaw engagement portion arranged in an area defined within said jaws portions and said body portion, said jaw engagement portion being operable in a direction of said hinge axes to engage said jaw portions to urge said jaw portions open.
40. A hair clip according to claim 39, wherein said jaw engagement portion has angled engagement surfaces for engagement with said jaw portions to urge said jaw portions open.
41. A hair clip according to claim 39 or claim 40, wherein said jaw engagement portion is carried by said body portion.
42. A hair clip according to claim 41, wherein said jaw engagement portion is slidably attached to said body portion to allow said jaw engagement portion to slide relative to said body portion to engage said jaw portions.
43. A hair clip according to any one of claims 36 to 42, wherein said resilient hinge mechanism comprises pivot pins and spring members engaging said body portion and said jaw portions.
44. A hair clip according to any one of claims 36 to 43, wherein said body portion comprises a base portion to which said jaw portions are connected, and at least one decorative cover portion.
45. A hair clip according to claim 44, wherein at least one said decorative cover portion is removable in use to enable different cover portions to be connected to said base portion.
46. A hair clip according to any one of claims 36 to 45, wherein said body portion has thin section edge portions defining a large aperture between said axes, to allow hair of a wearer to be seen therethrough when worn.
47. A hair clip according to any one of claims 36 to 46, wherein said jaw portions are arcuate in section to define a volume between said body portion and said jaw portions into which hair can be clasped in use.
48. A hair clip according to any one of claims 36 to 47,

wherein each said jaw portion comprises a plurality of hingedly and resiliently coupled jaw sections, each axis of the hinged couplings lying parallel to said laterally spaced axes.

5

10

15

20

25

30

35

40

45

50

55

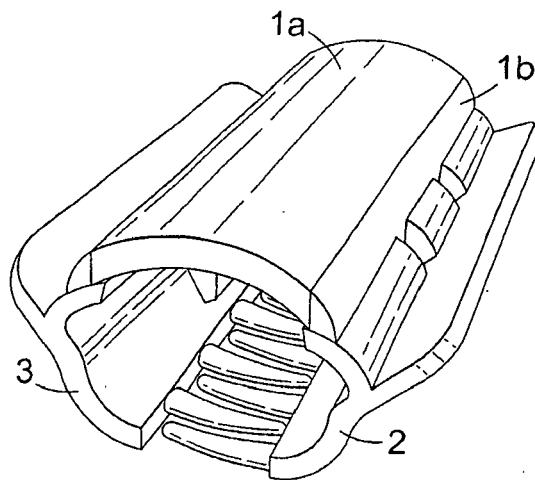


Fig. 1

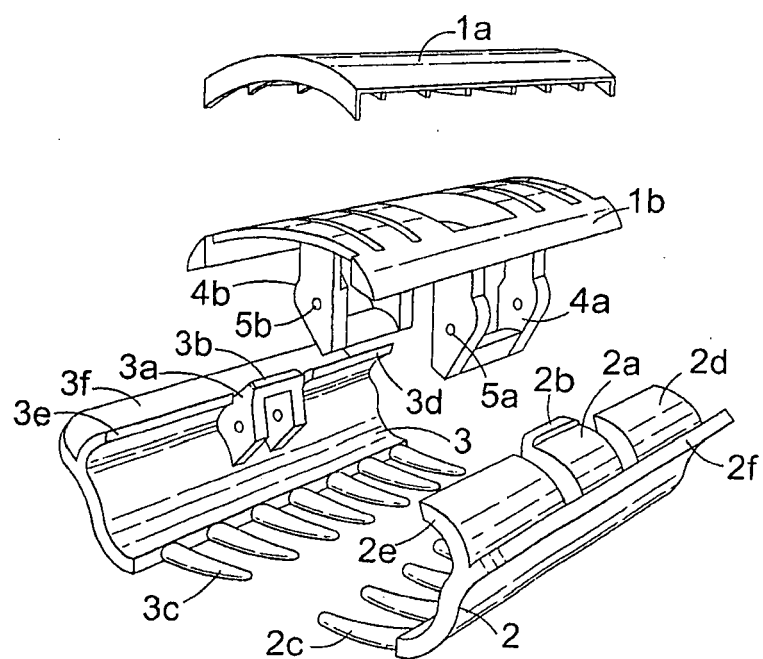


Fig. 2

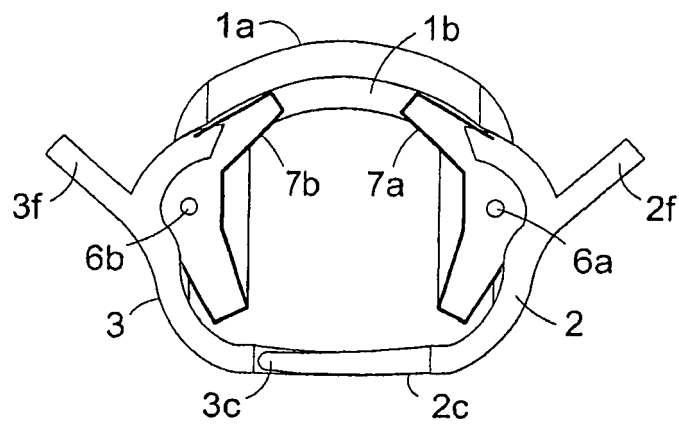


Fig. 3

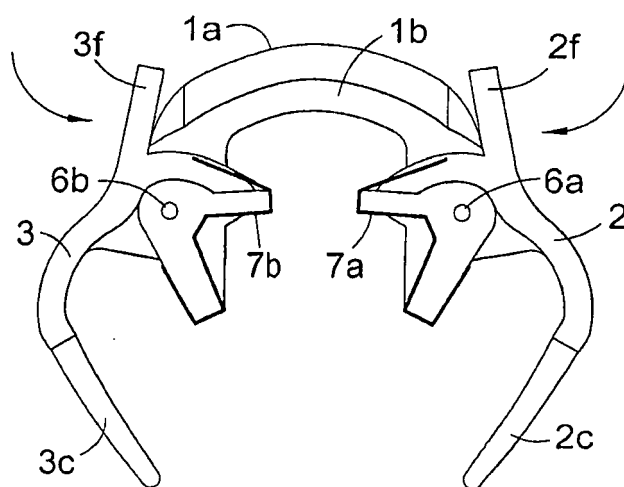


Fig. 4

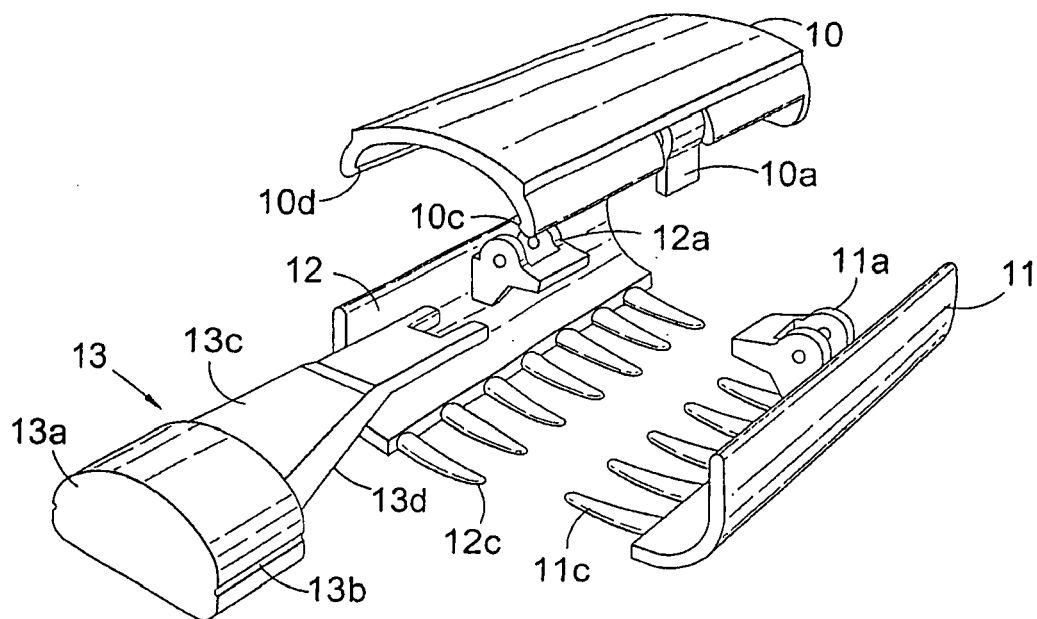


Fig. 5

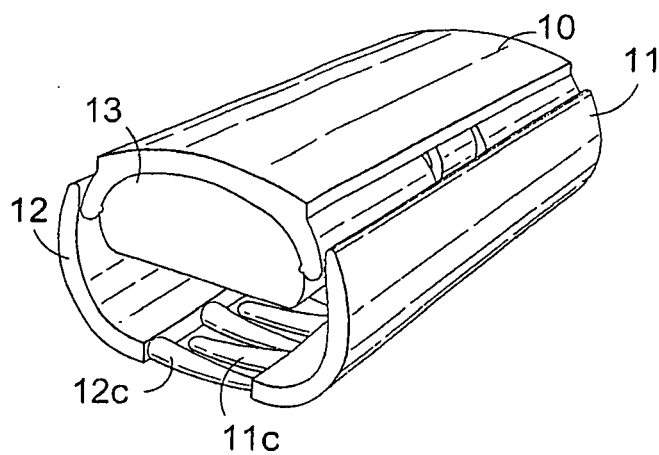


Fig. 6

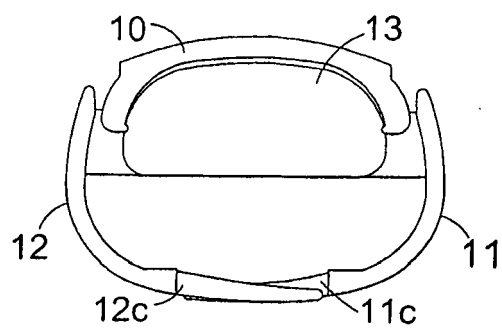


Fig. 7

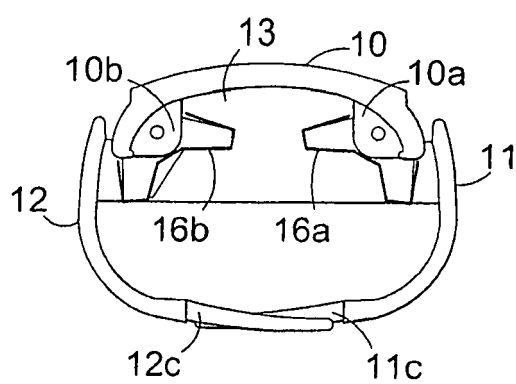


Fig. 8

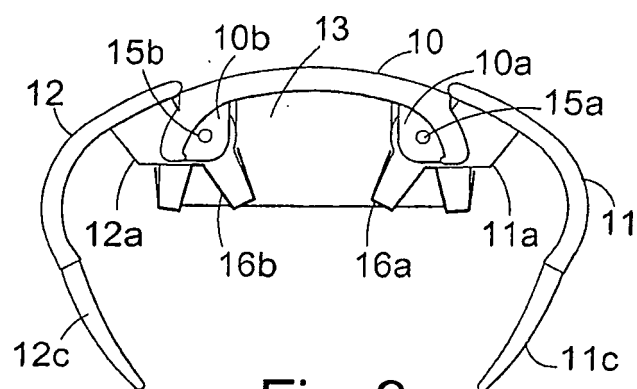


Fig. 9

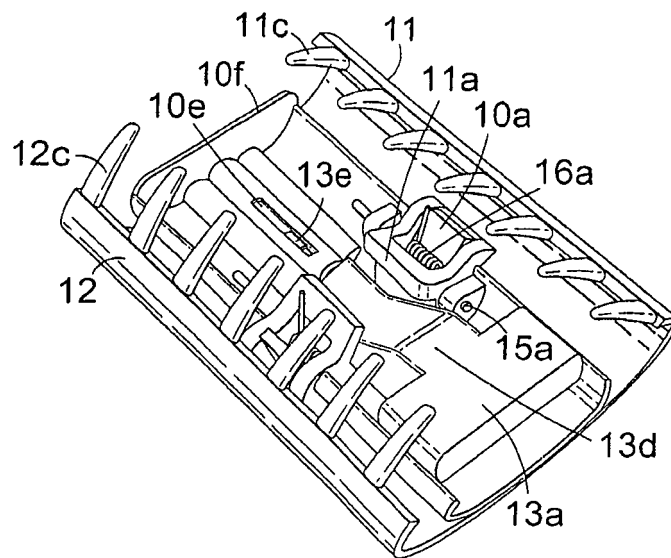


Fig. 10

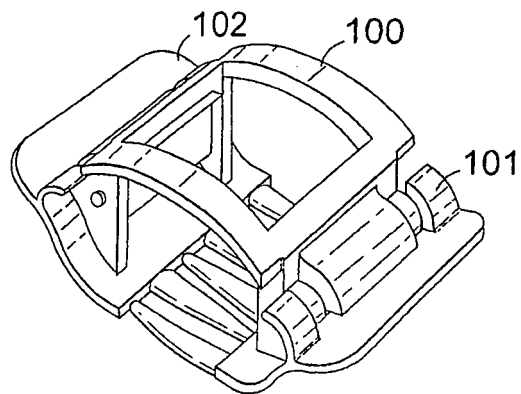


Fig. 11

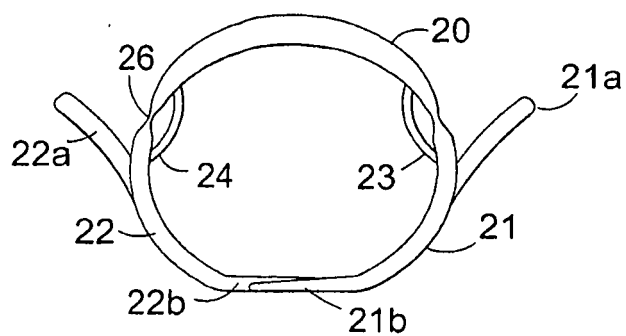


Fig. 12

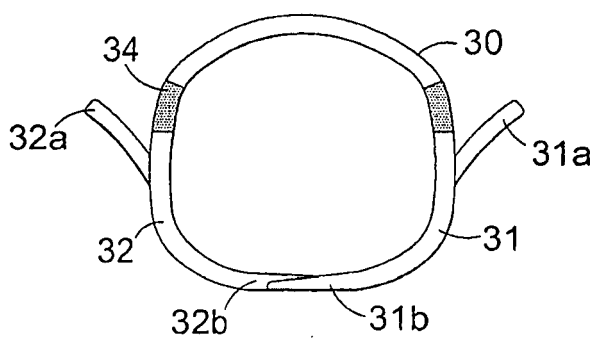


Fig. 13

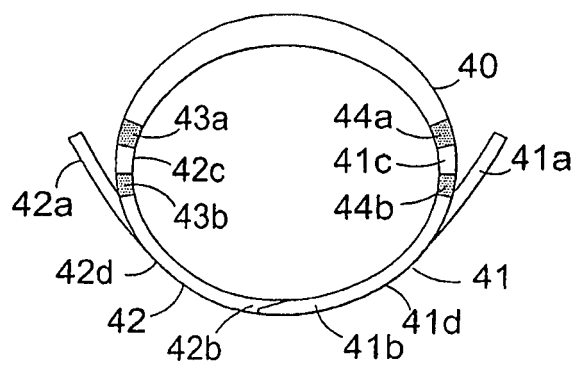


Fig. 14



European Patent
Office

EUROPEAN SEARCH REPORT

Application Number
EP 07 00 1114

DOCUMENTS CONSIDERED TO BE RELEVANT			
Category	Citation of document with indication, where appropriate, of relevant passages	Relevant to claim	CLASSIFICATION OF THE APPLICATION (IPC)
D,X A	US 6 186 151 B1 (NEWLIN DIANA) 13 February 2001 (2001-02-13) * claim 1; figures *	1 19-48	INV. A45D8/20
X	US 5 988 184 A (SHU YING JEN) 23 November 1999 (1999-11-23) * claims 1-4; figures 2,7 *	1,4-6, 8-11,13, 16,17	
D,A	US 6 142 159 A (LLOYD LISA) 7 November 2000 (2000-11-07) * claim 1; figures *	1-48	
A	US 5 722 437 A (CHANG WEN-HSIUNG) 3 March 1998 (1998-03-03) * claims; figures *	14,15	
			TECHNICAL FIELDS SEARCHED (IPC)
			A45D
The present search report has been drawn up for all claims			
Place of search The Hague		Date of completion of the search 12 April 2007	Examiner Claudel, Benoît
CATEGORY OF CITED DOCUMENTS X : particularly relevant if taken alone Y : particularly relevant if combined with another document of the same category A : technological background O : non-written disclosure P : intermediate document		T : theory or principle underlying the invention E : earlier patent document, but published on, or after the filing date D : document cited in the application L : document cited for other reasons & : member of the same patent family, corresponding document	

10

EPO FORM 1503 03 82 (P04C01)

**ANNEX TO THE EUROPEAN SEARCH REPORT
ON EUROPEAN PATENT APPLICATION NO.**

EP 07 00 1114

This annex lists the patent family members relating to the patent documents cited in the above-mentioned European search report.
The members are as contained in the European Patent Office EDP file on
The European Patent Office is in no way liable for these particulars which are merely given for the purpose of information.

12-04-2007

Patent document cited in search report		Publication date	Patent family member(s)	Publication date
US 6186151	B1	13-02-2001	NONE	
US 5988184	A	23-11-1999	NONE	
US 6142159	A	07-11-2000	NONE	
US 5722437	A	03-03-1998	NONE	

REFERENCES CITED IN THE DESCRIPTION

This list of references cited by the applicant is for the reader's convenience only. It does not form part of the European patent document. Even though great care has been taken in compiling the references, errors or omissions cannot be excluded and the EPO disclaims all liability in this regard.

Patent documents cited in the description

- US 5862815 A [0002]
- US 6142159 A [0003] [0003]
- US 6186151 B [0004]