



(12) **EUROPEAN PATENT APPLICATION**

(43) Date of publication:
13.06.2007 Bulletin 2007/24

(51) Int Cl.:
G09G 3/28 (2006.01)

(21) Application number: **06125606.1**

(22) Date of filing: **07.12.2006**

(84) Designated Contracting States:
AT BE BG CH CY CZ DE DK EE ES FI FR GB GR HU IE IS IT LI LT LU LV MC NL PL PT RO SE SI SK TR
Designated Extension States:
AL BA HR MK YU

(72) Inventors:
• **Thebault, Cédric**
92648 BOULOGNE CEDEX (FR)
• **Correa, Carlos**
92648 BOULOGNE CEDEX (FR)
• **Weitbruch, Sébastien**
92648 BOULOGNE CEDEX (FR)

(30) Priority: **12.12.2005 EP 05292660**

(71) Applicant: **Thomson Licensing**
92100 Boulogne-Billancourt (FR)

(74) Representative: **Le Dantec, Claude**
46, Quai Alphonse Le Gallo
92100 Boulogne-Billancourt (FR)

(54) **Apparatus for driving a plasma display panel with APL pre-measurement and corresponding method**

(57) A picture quality when reducing the brightness or the contrast of the picture on a plasma panel (1) shall be improved. For this purpose there is provided a driving apparatus including brightness/contrast control means (5) for receiving video input data for modifying the video levels of the video input data in accordance with external adjustment data and for outputting modified video data. First power measurement means (10) measure a power level of the modified video data and supply a first power level. Second power measurement means (11) measure

a power level of the video input data and supply a second power level. Generator means (12) generate a third power level comprised between the first power level and the second power level or equal to the larger one to data processing means (6, 7, 8, 9). The data processing means (6, 7, 8, 9) calculate the maximum number of sustain pulses per frame applicable to the modified video data on the basis of the third power level and control the display of the modified video data on the plasma display panel (1). Thus, the number of gray levels can be increased and the picture quality improves significantly.

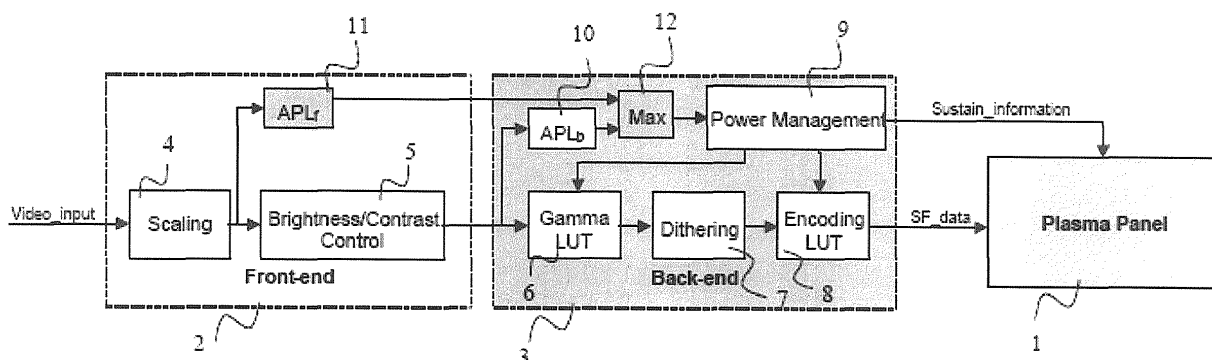


Fig. 4

Description

[0001] The present invention relates to an apparatus for driving a plasma display panel including brightness/contrast control means for receiving video input data, for modifying the video levels of the video input data in accordance with external adjustments data and for outputting modified video data and power measurement means for measuring a power level of the modified video data. Furthermore, the present invention relates to a corresponding method.

Background

[0002] A PDP (plasma display panel) uses a matrix array of discharge cells, which can only be "ON", or "OFF". Also unlike a CRT (cathode ray tube) or LCD (liquid crystal display) in which gray levels are expressed by analog control of the light emission, a PDP controls the gray level by modulating the number of light pulses per frame (sustain pulses). This time-modulation will be integrated by the eye over a period corresponding to the eye time response. Since the video amplitude is portrayed by the number of light pulses, occurring at a given frequency, more amplitude means more light pulses and thus more "ON" time. For this reason, this kind of modulation is also known as PWM, pulse width modulation.

[0003] For all displays using pulse width modulation, the number of real gray levels is limited. For PDP, in case of standard coding the number of gray levels is more or less equal to 256.

[0004] These various gray levels can only be used when the dynamic of the input picture is at its maximum (in case of 8 bit signal, video values between 0 and 255). In other cases, when the dynamic is reduced (in particular because of contrast or brightness parameters), the number of displayed levels will further decrease.

[0005] The problem is that the picture quality is affected when the number of displayed levels is reduced.

[0006] Unfortunately, when reducing the contrast (by dividing by a certain factor) and/or the brightness (subtracting a certain coefficient from the picture), the maximum value of the picture decreases and so the picture quality is reduced.

[0007] Contrast and brightness controls are usually part of the so called "front-end", while PDP specific functions (gamma function, Sub-field encoding, etc) are part of the so called "back-end" of the display (see Fig. 3).

[0008] In the back-end of a PDP an APL function is used to control the power. The computation of this Average Power Level (APL) is made through the following function:

$$APL(I(x, y)) = \frac{1}{C \times L} \cdot \sum_{x, y} I(x, y)$$

where $I(x, y)$ represents the picture to display, C the number of columns and L the number of lines of the PDP.

[0009] The aim of power management is to keep the power consumption constant (see Fig. 1) and to have a peak luminance as high as possible. So for every APL value, the maximal number of sustain pulses to be used is fixed. This number of sustains decreases when the APL increases, and vice versa as shown in Fig. 2.

[0010] In peak-white pictures (low APL at the left side of Fig. 2), the number of sustain pulses is not limited by the power consumption, but by the available time for sustaining. For this reason, the power consumption of peak-white pictures will be lower than for the other pictures. Consequently, also the power consumption decreases for low APL levels (compare Fig. 1).

[0011] The following table shows an allocation of the values of the number of sustain pulses to the average power levels according to Fig. 2. The average power levels are coded on 10 bits.

APL	Total Number of sustains
0	1000
1	1000
2	1000
3	1000
4	1000
5	1000
.	.
.	.
.	.
50	1000
51	1000
52	1000
53	1000
54	1000
55	1000
56	999
57	998
58	996
59	994
60	991
61	988
62	984
63	979
64	975
65	971
66	966
67	962
68	958
69	954
70	950
71	946
72	942

(continued)

APL	Total Number of sustains
73	938
74	933
75	929
	.
	.
	.
295	449
296	448
297	447
298	446
299	445
300	444
301	442
302	441
303	440
304	439
305	438
	.
	.
	.
1005	102
1006	102
1007	102
1008	102
1009	102
1010	102
1011	101
1012	101
1013	101
1014	101
1015	101
1016	101
1017	100
1018	100
1019	100
1020	100
1021	100
1022	100
1023	100

[0012] As indicated above, the problem of the standard implementation of power management is that when the energy of the input picture of the back-end decreases, the number of sustain pulses increases.

[0013] Fig. 3 shows a principle block diagram of the driving unit of a plasma panel 1. The video input signal is first processed in the front end 2. The front end includes a scaling unit 4 for adapting the size of the picture to that of the panel. The scaled input signal is supplied to a brightness/contrast control block 5. This control block 5

receives external signals for tuning or modifying the brightness or the contrast of the picture. The video signal is processed respectively and supplied to the back end 3. Within the back end 3 the signal is processed in a usual path including a gamma block 6, a dithering block 7 and an encoding block 8. The gamma block 6 performs a data transformation with a look up table in accordance to a nearly quadratic gamma function. The output signal of the gamma block 6 is transmitted to the dithering unit 7 which will add for example 4 bit dithering in order to have more discrete video levels at the output. Afterwards, the sub field encoding 8 generates sub field data for the video signal. The resulting sub field data are sent to the plasma panel 1.

[0014] In a parallel path within the back end 3 the output signal of the front end 2 is input into an APL measurement block 10. This block supplies an APL level of the brightness/contrast tuned video signal to the power management 9. The power management 9 controls the gamma unit 6 and the encoding unit 8. Furthermore, the power management 9 delivers sustain information to the plasma panel 1.

[0015] With this arrangement, it is for example interesting to see what happens when the user is decreasing the contrast and/or the brightness.

[0016] When decreasing the contrast and/or the brightness, the APL (measured in the back-end 3) is decreasing; this means that the number of sustains is increasing. This increases partly the contrast.

[0017] For example, the user wants to reduce the contrast by 2 for a picture, which has an APL of 300 (10 bit value). So originally this picture has in average approximately $444 \cdot 300 / 1024 = 130$ sustains/cell, and can have a peak luminance of 444 sustains (compare table shown above).

[0018] To obtain in average $130/2 = 65$ sustains/cell, the user in fact has to reduce the contrast of the picture by around 4. For an APL value of 70, according to the table, the average number of sustain is equal to $950 \cdot 70 / 1024 = 65$. The peak luminance in this case is also reduced since all brightness levels of the whole picture are divided by more than 4, the maximum value of the picture will not be higher than $255/4.3 = 60$ (this represents $950/4.3 = 222$ sustains). But since, the picture is divided by more than 4, the number of gray levels really used is also divided by around 4. The picture quality is rather low in this case.

Invention

[0019] In view of that, it is the object of the present invention to provide a driving apparatus for a plasma display panel which improves the picture quality, when the brightness and contrast of the picture are reduced. Furthermore, a respective method shall be provided.

[0020] According to the present invention this object is solved by an apparatus for driving a plasma display panel including brightness/contrast control means for re-

ceiving video input data, for modifying the video levels of the video input data in accordance with external adjustment data and for outputting modified video data, first power measurement means for measuring a power level of said modified video data and for supplying a first power level, second power measurement means for measuring a power level of said video input data and for supplying a second power level, generator means for generating a third power level comprised between said first power level and said second power level or equal to the larger one of said first and second power levels, and data processing means (9) for calculating the maximum number of sustain pulses per frame applicable to said modified video data on the basis of said third power level and for controlling the display of said modified video data on said plasma display panel (1) respectively.

[0021] Furthermore, there is provided a method for driving a plasma display panel by providing video input data, modifying the video levels of the video input data in accordance with external adjustment data in order to obtain modified video data, measuring a power level of said modified video data and providing a respective first power level, measuring a power level of said video input data and providing a respective second power level, generating a third power level comprised between said first power level and said second power level or equal to the larger one of said first and second power levels, and processing said modified video data for calculating the maximal number of sustain pulses per frame applicable to said modified video data on the basis of said third power level and controlling the display of said modified video data on said plasma display panel respectively.

[0022] The advantage of the present invention is that the APL level of the input video signal can be considered in the back end before the video signal is modified by the brightness/contrast control unit. Thus, the adjustment of brightness and contrast affects the picture quality on the plasma panel less negative.

[0023] According to a preferred embodiment of the present invention the third power level is the larger one of the first power level and the second power level. With this feature it is possible that the total power of the picture remains unchanged even if the brightness or contrast of the picture is varied.

[0024] Preferably, the power levels measured in the driving apparatus are average power levels related to one picture.

[0025] Furthermore, the data processing means may include power management means for keeping the power consumption of the plasma display panel constant irrespective of the power control information.

Drawings

[0026] The present invention will now be explained in more detail along with the attached figures, showing in:

Fig. 1 a diagram of the power consumption over the

average power level;

Fig. 2 a diagram of the number of sustain pulses over the average power level;

Fig. 3 a block diagram of a driving unit of a plasma panel according to the prior art;

Fig. 4 a block diagram of a driving unit of a plasma panel according to the present invention.

Exemplary embodiments

[0027] The purpose of the invention presented here is to improve the behavior of power management regarding contrast and brightness control.

[0028] The idea is that when contrast and/or brightness decrease, the power management should not increase the number of sustains. Otherwise the user needs to further decrease the contrast and/or the brightness. Then, the picture quality would further decrease, too.

[0029] This can be done by using for power management 9 the same APL value than the one before the contrast/brightness decrease. This value can be measured with the help of an additional APL measurement unit 11 placed in the front-end 2 before the contrast/brightness control unit 5 as shown in Fig. 4.

[0030] However, this value cannot be used directly. Otherwise when the energy is increased by the front-end 2 (by increasing the contrast and/or the brightness for example) the power on the display 1 could be higher than the maximum value allowed. Therefore in this case the power has to be reduced by the power management block 9.

[0031] A comparison between Figures 3 and 4 shows that except for the units 11 and 12 the other elements 1 to 10 of Fig. 4 are also present in the apparatus of Fig. 3. Therefore, as to the description of these units it is referred to Fig. 3.

[0032] As already mentioned, there are two APL measurements: one in the front-end 2, and the other one in the back-end 3. The power management unit 9 will use the maximum of these two values to determine the number of sustains to be displayed. This maximum is provided by a comparator unit 12. So the implementation is very simple.

[0033] The content of the front-end 2 and the back-end 3 are only given as examples. It is only mandatory in the front-end 2 to have the APL_f measurement unit 11 before the brightness/contrast control 5.

[0034] Since this solution can only lead the power management unit 9 to use a higher value of APL, the number of sustains to be displayed can only be reduced. This means that the power consumption will be reduced in this case. This is a real advantage as to the tuning of contrast or brightness.

[0035] In a variant implementation, the comparator unit 12 can be replaced by a generator unit 12 that generates

an APL level that is comprised between the two measured APL levels. This APL value should be greater than APL_b and, if $APL_f > APL_b$, said APL value can be any value comprised between APL_b and APL_f .

[0036] Now, the example of the introductory part of the description shall be regarded again. The APL measured in the front-end is equal to 300. The user wants to reduce the contrast by 2. Since the APL in the back-end 3 will decrease, the power management unit 9 will use the APL measured in the front-end 11, this means 300, and so the same number of sustains is used. Therefore in order to reduce the contrast by 2, the video has to be divided by 2. The APL measured in the back-end 3 is equal to 150 in this case.

[0037] The power management 9 uses the value 300 as input. The average number of sustains is equal to $444 \cdot 150 / 1024 = 65$, but the maximum value of the picture will be $255/2 = 127$. So the number of gray levels really used will be divided by around 2. This means that the number of gray levels really used is twice as big as in the standard implementation. So finally the picture quality is significantly improved.

[0038] In summary, the invention presented in this document aims at improving the picture quality when the contrast and/or the brightness are reduced. This is achieved by implementing an APL (Average Power Level) function in the front-end and using the measured value in the back-end.

Claims

1. Apparatus for driving a plasma display panel (1) including

- brightness/contrast control means (5) for receiving video input data, for modifying the video levels of the video input data in accordance with external adjustment data and for outputting modified video data,
- first power measurement means (10) for measuring a power level of said modified video data and for supplying a first power level,

characterized by

- second power measurement means (11) for measuring a power level of said video input data and for supplying a second power level and
- generator means (12) for generating a third power level comprised between said first power level and said second power level or equal to the larger one of said first and second power levels, and
- data processing means (9) for calculating the maximum number of sustain pulses per frame applicable to said modified video data on the basis of said third power level and for controlling

the display of said modified video data on said plasma display panel (1) respectively.

2. Apparatus according to claim 1, wherein said third power level is the larger one of said first power level and said second power level.

3. Apparatus according to claim 1 or 2, wherein said power levels are average power levels related to one picture.

4. Method for driving a plasma display panel (1) by

- providing video input data,
- modifying the video levels of the video input data in accordance with external adjustment data in order to obtain modified video data,
- measuring a power level of said modified video data and providing a respective first power level,

characterized by

- measuring a power level of said video input data and providing a respective second power level and
- generating a third power level comprised between said first power level and said second power level or equal to the larger one of said first and second power levels, and
- processing said modified video data for calculating the maximal number of sustain pulses per frame applicable to said modified video data on the basis of said third power level and controlling the display of said modified video data on said plasma display panel respectively.

5. Method according to claim 4, wherein said third power level is the larger one of said first power level and said second power level.

6. Method according to claim 4 or 5, wherein said power levels are average power levels related to one picture.

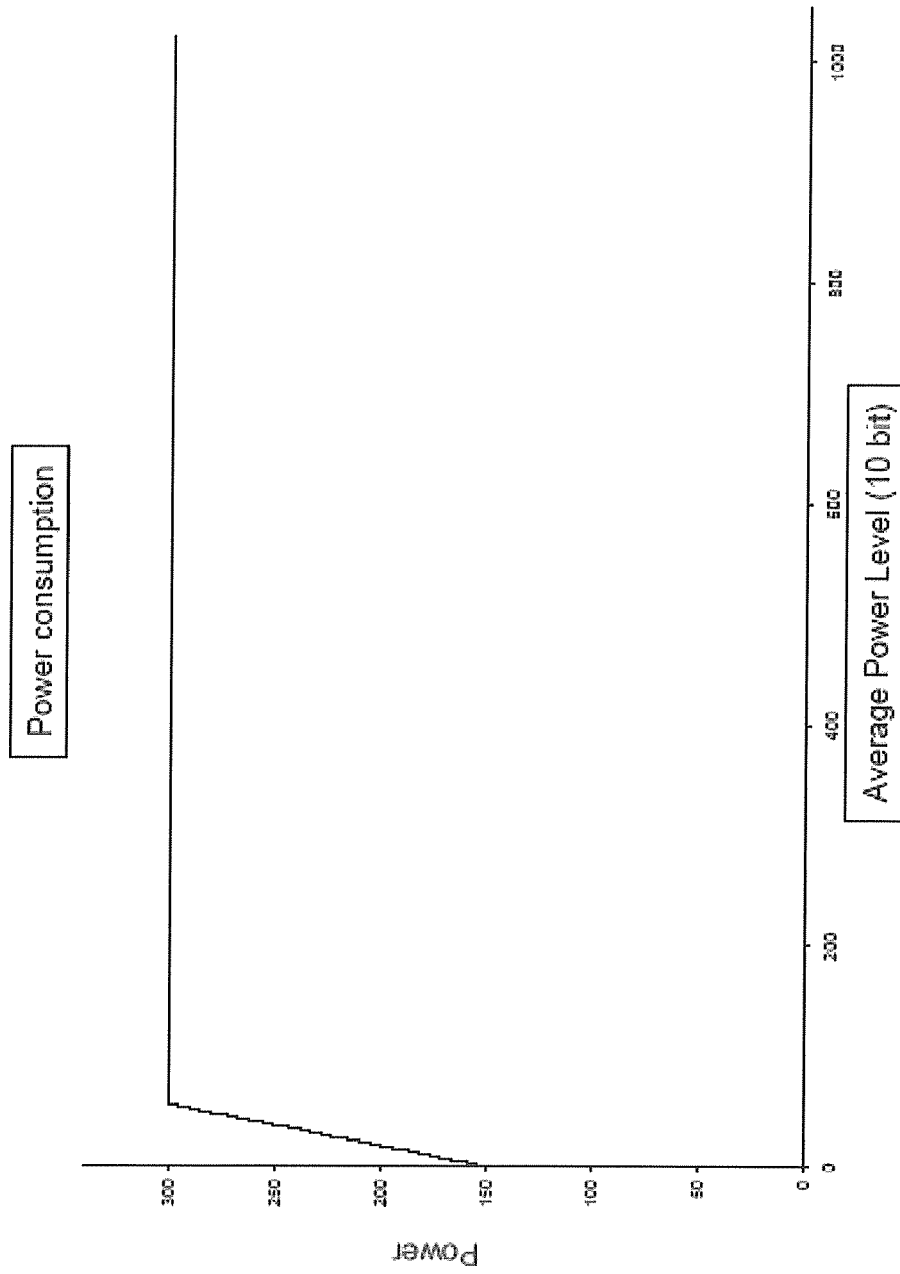


Fig. 1

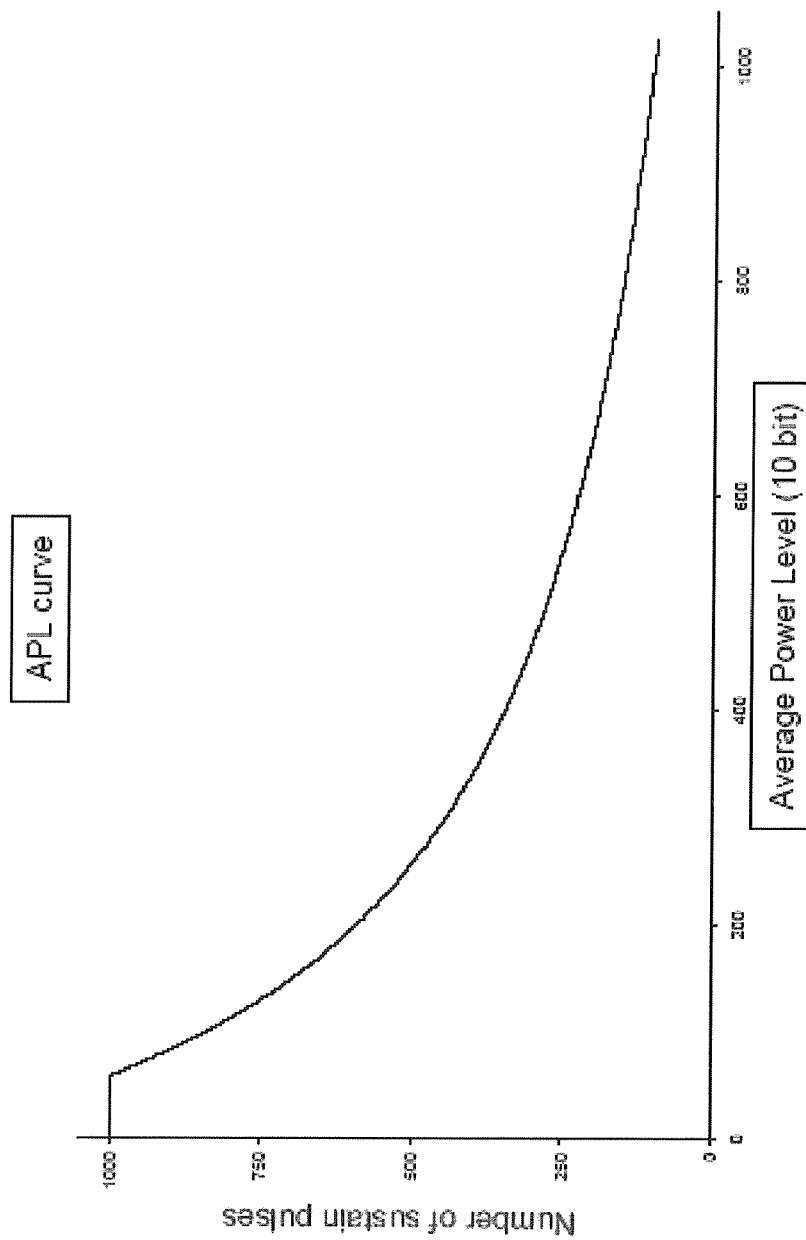


Fig. 2

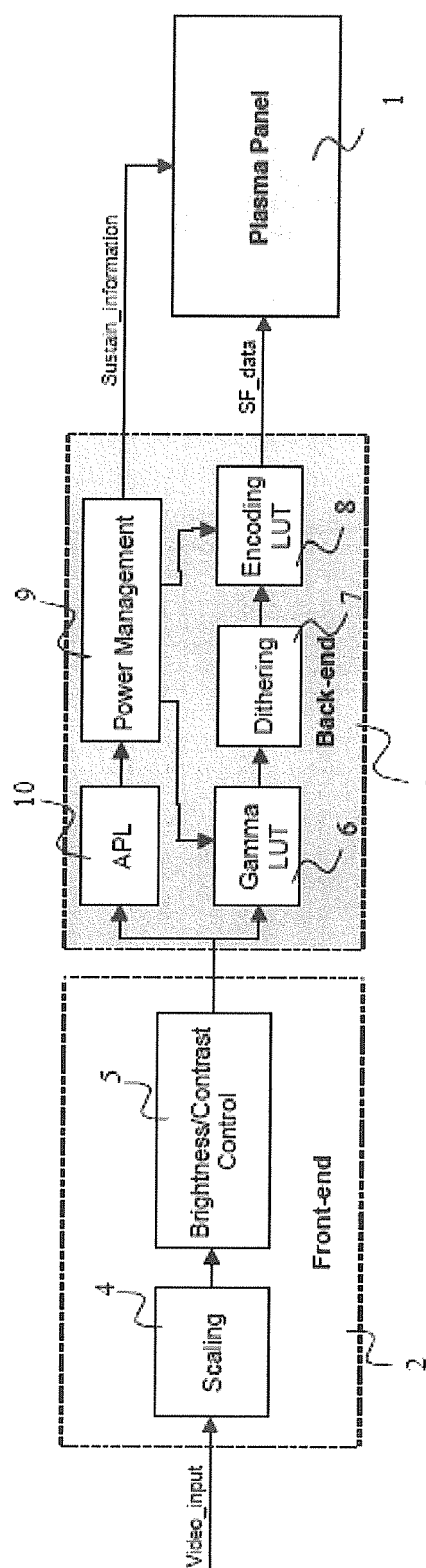


Fig. 3

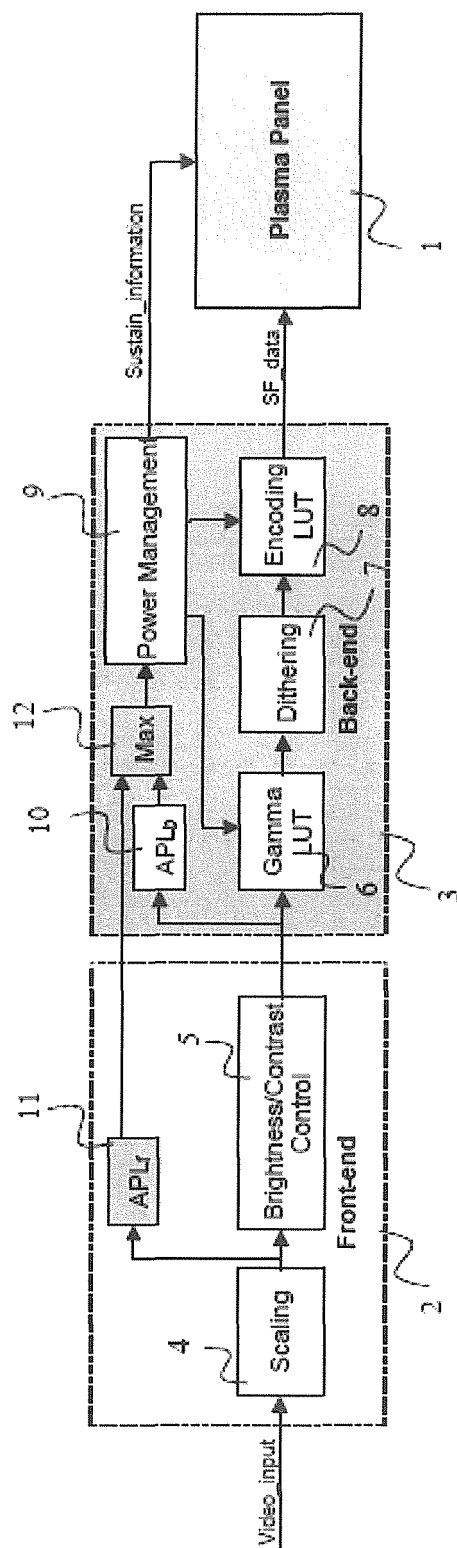


Fig. 4



European Patent
Office

EUROPEAN SEARCH REPORT

Application Number
EP 06 12 5606

DOCUMENTS CONSIDERED TO BE RELEVANT			
Category	Citation of document with indication, where appropriate, of relevant passages	Relevant to claim	CLASSIFICATION OF THE APPLICATION (IPC)
A	US 2002/140640 A1 (WATANABE TAKUYA) 3 October 2002 (2002-10-03) * paragraphs [0006] - [0008], [0020], [0021], [0025], [0044] - [0065]; figures 1,2 *	1-6	INV. G09G3/28
A	EP 1 014 330 A (FUJITSU LIMITED) 28 June 2000 (2000-06-28) * paragraphs [0005] - [0007], [0010], [0015], [0044] - [0059], [0073], [0074]; figures 1-3,5,6,9,13,14 *	1-6	
A	EP 1 347 434 A (KONINKLIJKE PHILIPS ELECTRONICS N.V) 24 September 2003 (2003-09-24) * paragraphs [0007] - [0010], [0031] - [0051]; figures 5,6 *	1-6	
A	US 5 757 343 A (NAGAKUBO ET AL) 26 May 1998 (1998-05-26) * column 5, line 38 - column 9, line 57; figures 2,4,7-11 *	1-6	TECHNICAL FIELDS SEARCHED (IPC)
A	PATENT ABSTRACTS OF JAPAN vol. 2003, no. 04, 2 April 2003 (2003-04-02) -& JP 2002 351392 A (MATSUSHITA ELECTRIC IND CO LTD), 6 December 2002 (2002-12-06) * abstract * * the whole document *	1-6	G09G
A	EP 1 453 032 A (CANON KABUSHIKI KAISHA) 1 September 2004 (2004-09-01) * paragraphs [0063] - [0066]; figure 5 *	1-6	
The present search report has been drawn up for all claims			
Place of search The Hague		Date of completion of the search 6 February 2007	Examiner VAZQUEZ DEL REAL, S
<p>CATEGORY OF CITED DOCUMENTS</p> <p>X : particularly relevant if taken alone Y : particularly relevant if combined with another document of the same category A : technological background O : non-written disclosure P : intermediate document</p> <p>T : theory or principle underlying the invention E : earlier patent document, but published on, or after the filing date D : document cited in the application L : document cited for other reasons & : member of the same patent family, corresponding document</p>			

4
EPO FORM 1503 03.82 (P04C01)

**ANNEX TO THE EUROPEAN SEARCH REPORT
ON EUROPEAN PATENT APPLICATION NO.**

EP 06 12 5606

This annex lists the patent family members relating to the patent documents cited in the above-mentioned European search report.
The members are as contained in the European Patent Office EDP file on
The European Patent Office is in no way liable for these particulars which are merely given for the purpose of information.

06-02-2007

Patent document cited in search report	Publication date	Patent family member(s)	Publication date
US 2002140640 A1	03-10-2002	JP 2002297093 A	09-10-2002
EP 1014330 A	28-06-2000	JP 3556138 B2	18-08-2004
		JP 2000242210 A	08-09-2000
		KR 20000048247 A	25-07-2000
		TW 448415 B	01-08-2001
		US 2002126139 A1	12-09-2002
EP 1347434 A	24-09-2003	NONE	
US 5757343 A	26-05-1998	JP 8286636 A	01-11-1996
JP 2002351392 A	06-12-2002	NONE	
EP 1453032 A	01-09-2004	CN 1525424 A	01-09-2004
		JP 3720813 B2	30-11-2005
		JP 2004258396 A	16-09-2004
		KR 20040076588 A	01-09-2004
		US 2004164995 A1	26-08-2004