



(12) **EUROPEAN PATENT APPLICATION**

(43) Date of publication:
01.08.2007 Bulletin 2007/31

(51) Int Cl.:
F25B 49/02 (2006.01)

(21) Application number: **07103791.5**

(22) Date of filing: **16.03.2005**

(84) Designated Contracting States:
AT BE BG CH CY CZ DE DK EE ES FI FR GB GR HU IE IS IT LI LT LU MC NL PL PT RO SE SI SK TR
Designated Extension States:
AL BA HR LV MK YU

(72) Inventor: **Lee, Won-Hee**
Seoul (KR)

(74) Representative: **Cohausz & Florack**
Patent- und Rechtsanwälte
Bleichstrasse 14
40211 Düsseldorf (DE)

(62) Document number(s) of the earlier application(s) in accordance with Art. 76 EPC:
05005677.9 / 1 707 904

(71) Applicant: **LG ELECTRONICS INC.**
Seoul 150-721 (KR)

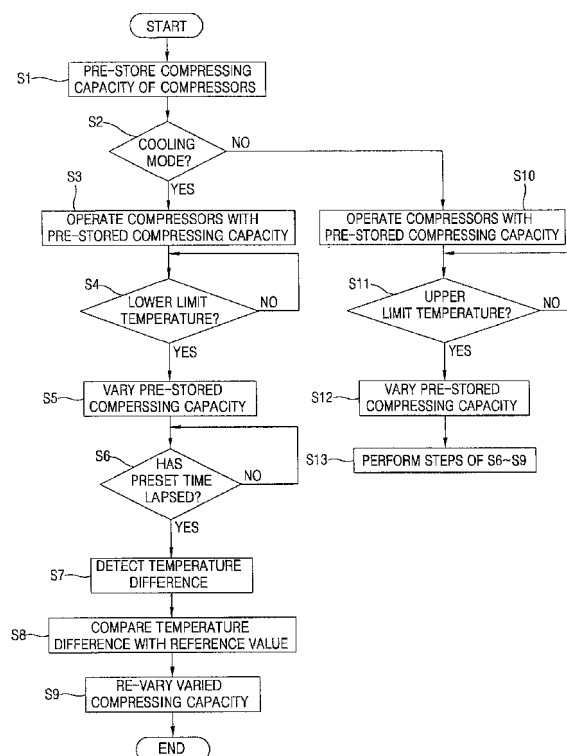
Remarks:

This application was filed on 08 - 03 - 2007 as a divisional application to the application mentioned under INID code 62.

(54) **Method for controlling air conditioner having multi-compressor**

(57) Disclosed is a method for controlling an air conditioner having a multi-compressor capable of improving an ability that corresponds to a room cooling load or a room heating load and capable of reducing an energy loss of the air conditioner. To this end, a compressing capacity of compressors by a temperature difference between a previous room temperature and a desired temperature predetermined by a user is pre-stored. Then, the pre-stored compressing capacity is varied on the basis of a temperature difference between a present room temperature and the desired temperature.

FIG. 3



Description

BACKGROUND OF THE INVENTION

1. Field of the Invention

[0001] The present invention relates to an air conditioner, and more particularly, to a method for controlling an air conditioner having a multi-compressor.

2. Description of the Conventional Art

[0002] Generally, an air conditioner is for cooling indoor warm air or for warming indoor cool air. An air conditioner having two compressors in accordance with the conventional art will be explained with reference to Figure 1. Said two compressors are selectively operated according to a room cooling load.

[0003] Figure 1 is a schematic view showing a construction of an air conditioner having two compressors in accordance with the conventional art.

[0004] As shown, the air conditioner having two compressors comprises: a first compressor 18A and a second compressor 18B selectively operated by a room cooling load for varying a compressing capacity; a condenser 1 for emitting heat of refrigerant compressed by the first and second compressors 18A and 18B; an expansion valve 2 for expanding refrigerant discharged from the condenser 1; and an evaporator 3 for generating cool air by receiving refrigerant expanded by the expansion valve 2. Hereinafter, the air conditioner having said two compressors will be explained in an assumption that the first compressor 18A is a compressor of a small compressing capacity and the second compressor 18B is a compressor of a high compressing capacity.

[0005] Suction pipes 9 and 13 respectively connected to the first and second compressors 18A and 18B are connected to each other by hoses 5 and 7 diverged from a suction hose 4 connected to the evaporator 3. Also, discharge pipes 11 and 14 respectively connected to the first compressor 18A and the second compressor 18B are connected to each other by hoses 10 and 16 diverged from a discharge hose 17 connected to the condenser 1.

[0006] To each hose 5, 7, 10, and 16, suction valves 6 and 8 and discharge valves 12 and 15 selectively opened closed by a control means such as a handle operation or a microcomputer are respectively connected.

[0007] The air conditioner having said two compressors operates the first compressor 18A and the second compressor 18B by a cooling load thus to control a cooling cycle. More concretely speaking, when a room cooling load is small, the air conditioner operates only the first compressor 18A. On the contrary, when the room cooling load is large, the air conditioner operates only the second compressor 18B. When the room cooling load is maximum, the air conditioner operates both said first compressor 18A and said second compressor 18B thus to vary compressing capacities of the compressors.

[0008] Recently, an air conditioner provided with four compressors is being used. The air conditioner of four compressors has the same operation as the air conditioner of Figure 1. The four compressors are designed to have the same compressing capacity or different compressing capacities.

[0009] As a method for controlling the air conditioner of four compressors, as shown in Figure 2, a compressing capacity of the compressor is increased or decreased step by step (10%) according to a cooling load thus to control a room temperature. For example, when a room temperature reaches a temperature lower than a predetermined desired temperature by 0.5°C under a state that the air conditioner is in a cooling mode, compressing capacities of the compressors are lowered than the previous compressing capacities by one level thus to operate the compressors for a certain time. After the certain time lapses, the room temperature is compared with the desired temperature again. As the result, if the room temperature is not consistent with the desired temperature, the compressing capacities of the compressors are lowered or raised one level by one level thus to operate the compressors.

[0010] However, in the method for controlling the air conditioner, the compressing capacity of the compressors has to be lowered or raised one level by one level according to a room cooling load or a heating load, thereby having a slow speed that corresponds to the cooling load or the heating load and increasing an energy loss. For example, if a compressing capacity of the compressors is to be lowered into 50% from 70% under an assumption that a total compressing capacity of the compressors is 100%, the compressing capacity of 70% has to be lowered into 60% first and then the compressing capacity of 60% has to be lowered into 50%. According to this, a speed that corresponds to the cooling load or the heating load is slow and an energy loss is increased.

[0011] The air conditioner having the multi-compressor in accordance with the conventional art has been disclosed in U.S. Patent No. 6, 519, 957 registered in February 18, 2003.

SUMMARY OF THE INVENTION

[0012] Therefore, an object of the present invention is to provide a method for controlling an air conditioner having a multi-compressor capable of enhancing a correspondence ability to a cooling load or a heating load and reducing an energy loss by pre-storing a compressing capacity of compressors by a temperature difference between a previous room temperature and a desired temperature predetermined by a user and by varying the pre-stored compressing capacity based on a temperature difference between a present room temperature and the desired temperature.

[0013] To achieve these and other advantages and in accordance with the purpose of the present invention, as embodied and broadly described herein, there is provided

ed a method for controlling an air conditioner having a multi-compressor comprising the steps of: pre-storing a compressing capacity of compressors by a temperature difference between a previous room temperature and a desired temperature predetermined by a user; and varying the pre-stored compressing capacity based on a temperature difference between a present room temperature and the desired temperature.

[0014] In one aspect, a method for controlling an air conditioner having a multi-compressor comprises the steps of: pre-storing a compressing capacity of compressors by a temperature difference between a previous room temperature and a desired temperature; when a present room temperature reaches a lower limit temperature which is less than the desired temperature predetermined by a user under a state that the air conditioner is in a cooling mode, varying the pre-stored compressing capacity into a compressing capacity for maintaining the lower limit temperature and then operating the compressors with the varied compressing capacity; and operating the compressors with the varied compressing capacity for a predetermined time, then detecting a temperature difference between a present room temperature and the desired temperature, and then re-varying the varied compressing capacity into a predetermined compressing capacity according to the detected temperature difference and thereby operating the compressors.

[0015] In another aspect, a method for controlling an air conditioner having a multi-compressor comprises the steps of: pre-storing a compressing capacity of compressors by a temperature difference between a previous room temperature and a desired temperature; when a present room temperature reaches a lower limit temperature which is less than the desired temperature predetermined by a user under a state that the air conditioner is in a cooling mode, varying the pre-stored compressing capacity into a compressing capacity for maintaining the lower limit temperature and then operating the compressors with the varied compressing capacity; operating the compressors with the varied compressing capacity for a predetermined time, then detecting a temperature difference between a present room temperature and the desired temperature, and then re-varying the varied compressing capacity into a predetermined compressing capacity according to the detected temperature difference and thereby operating the compressors; when a compressing capacity corresponding to a present operation mode is equal to a compressing capacity corresponding to a maximum operation mode after varying the compressing capacity of the compressors, operating the compressor in the maximum operation mode; when the compressing capacity corresponding to the present operation mode is smaller than the compressing capacity corresponding to the maximum operation mode, comparing the compressing capacity corresponding to the present operation mode with a compressing capacity corresponding to a previous operation mode, and as the result, if the compressing capacity corresponding to the present

operation mode is smaller than the compressing capacity corresponding to the previous operation mode, operating the compressors in the previous operation mode; and when the compressing capacity corresponding to the present operation mode is larger than the compressing capacity corresponding to the previous operation mode, operating the compressors in the present operation mode, wherein the maximum operation mode is a mode for operating the compressors with a total compressing capacity of the multi-compressor, and the previous mode is a mode for operating the compressors with a pre-stored compressing capacity.

[0016] The foregoing and other objects, features, aspects and advantages of the present invention will become more apparent from the following detailed description of the present invention when taken in conjunction with the accompanying drawings.

BRIEF DESCRIPTION OF THE DRAWINGS

[0017] The accompanying drawings, which are included to provide a further understanding of the invention and are incorporated in and constitute a part of this specification, illustrate embodiments of the invention and together with the description serve to explain the principles of the invention.

[0018] In the drawings:

Figure 1 is a schematic view showing a construction of an air conditioner having two compressors in accordance with the conventional art;

Figure 2 is a graph showing a method for increasing or decreasing a compressing capacity of the compressor one level by one level according to a temperature difference between a room temperature and a desired temperature in controlling an air conditioner having a plurality of compressors in accordance with the conventional art; and

Figure 3 is a flow chart showing a method for controlling an air conditioner having a multi-compressor according to a preferred embodiment of the present invention.

DETAILED DESCRIPTION OF THE PREFERRED EMBODIMENTS

[0019] Reference will now be made in detail to the preferred embodiments of the present invention, examples of which are illustrated in the accompanying drawings.

[0020] Hereinafter, with reference to Figure 3, will be explained a method for controlling an air conditioner having a multi-compressor capable of enhancing a correspondence ability to a cooling load or a heating load and reducing an energy loss by pre-storing a compressing capacity of compressors by a temperature difference between a previous room temperature and a desired tem-

perature predetermined by a user and by varying the pre-stored compressing capacity based on a temperature difference between a present room temperature and the desired temperature.

[0021] Figure 3 is a flow chart showing a method for controlling an air conditioner having a multi-compressor according to a preferred embodiment of the present invention.

[0022] As shown, the method for controlling an air conditioner having a multi-compressor according to a preferred embodiment of the present invention comprises the steps of: pre-storing a compressing capacity of compressors by a temperature difference between a previous room temperature and a desired temperature predetermined by a user; when a present room temperature reaches a lower limit temperature which is less than a desired temperature predetermined by a user under a state that the air conditioner is in a cooling mode, varying the pre-stored compressing capacity into a compressing capacity for maintaining the lower limit temperature and then operating the compressors with the varied compressing capacity; and operating the compressors with the varied compressing capacity for a predetermined time, then detecting a temperature difference between the present room temperature and the desired temperature, and then re-varying the varied compressing capacity into a predetermined compressing capacity according to the detected temperature difference and thereby operating the compressors with an optimal compressing capacity.

[0023] For example, under an assumption that the multi-compressor is composed of four compressors, a total compressing capacity of the four compressors is 100%, and two compressors having a compressing capacity of 20% and two compressors having a compressing capacity of 30% are respectively installed at the air conditioner, the air conditioner is operated in a cooling mode. While operating two compressors of 20% compressing capacity and one compressor of 30% compressing capacity with a pre-stored compressing capacity, if a present room temperature reaches a lower limit temperature less than a desired temperature by 0.5°C, the compressors of 20% compressing capacity are stopped and one compressor of 20% compressing capacity and one compressor of 30% compressing capacity are operated for a predetermined time (for example, three minutes). Then, a temperature difference between a present room temperature and the desired temperature is detected. According to the detected temperature difference, the varied compressing capacity is re-varied into a predetermined compressing capacity. That is, when the multi-compressor has four compressors and the total compressing capacity of said four compressors is 100%, two compressors of 20% compressing capacity and two compressors of 30% compressing capacity are selectively operated thus to vary the compressing capacity of the multi-compressor.

[0024] Also, the method for controlling an air conditioner having a multi-compressor according to a preferred

embodiment of the present invention comprises the steps of: when a compressing capacity corresponding to a present operation mode is equal to a compressing capacity corresponding to a maximum operation mode after operating the compressors with a varied compressing capacity, operating the compressor in the maximum operation mode; when the compressing capacity corresponding to the present operation mode is smaller than the compressing capacity corresponding to the maximum operation mode, comparing the compressing capacity corresponding to the present operation mode with a compressing capacity corresponding to a previous operation mode, and as the result, if the compressing capacity corresponding to the present operation mode is smaller than the compressing capacity corresponding to the previous operation mode, operating the compressors in the previous operation mode; and when the compressing capacity corresponding to the present operation mode is larger than the compressing capacity corresponding to the previous operation mode, operating the compressors in the present operation mode, wherein the operation mode is a mode for operating the compressors by varying a compressing capacity of the multi-compressor, the maximum operation mode is a mode for operating the compressors with a total compressing capacity of the multi-compressor, and the previous mode is a mode for operating the compressors with a pre-stored compressing capacity.

[0025] Hereinafter, a method for controlling an air conditioner having a multi-compressor according to a preferred embodiment of the present invention will be explained in more detail.

[0026] First, at the time of controlling a room temperature in the previous stage, a compressing capacity of the multi-compressor for decreasing a temperature difference between the previous room temperature and a desired temperature predetermined by a user is pre-stored (S1). Herein, the compressing capacity of the compressors is predetermined by a temperature difference between a room temperature and a desired temperature, and is varied. In the preferred embodiment of the present invention, it is assumed that the pre-stored compressing capacity is 70% when the number of compressors applied to the air conditioner is 4 and a total compressing capacity of said four compressors is 100%.

[0027] Then, if a cooling mode is selected as a mode of the air conditioner (S2), the compressors are operated with the pre-stored compressing capacity (for example, 70%). While operating the compressors with the pre-stored compressing capacity, if a present room temperature reaches a lower limit temperature which is less than a desired temperature predetermined by the user (S4), the pre-stored compressing capacity is varied into a predetermined compressing capacity for maintaining the lower limit temperature (for example, 50%) (S5). Herein, the lower limit temperature is a temperature near the desired temperature, and is lower than 1°C (for example, 0.5°C). For example, when the room temperature is

19.5°C under an assumption that the desired temperature is 20°C and the lower limit temperature is 0.5°C, the compressors are operated with the predetermined compressing capacity (for example, 50%) in order to maintain said 19.5°C.

[0028] After operating the compressors with the varied compressing capacity (for example, 50%) for a predetermined time (for example, three minutes) (S6), a temperature difference between a present room temperature and the desired temperature is detected (S7).

[0029] Then, the temperature difference is compared with a reference value (S8), and the varied compressing capacity (for example, 50%) is varied into a predetermined compressing capacity on the basis of the comparison result. Then, the compressors are operated with said re-varied compressing capacity. That is, if the temperature difference between the present room temperature and the desired temperature is more than a first reference value (for example, 2°C), the varied compressing capacity (for example, 50%) is raised by two levels (for example, 20%) thus to operate the compressors. If the temperature difference between the present room temperature and the desired temperature is less than the first reference value and more than a second reference value (for example, 1°C), the varied compressing capacity (for example, 50%) is raised by one level (for example, 10%) thus to operate the compressors. Also, if the temperature difference between the present room temperature and the desired temperature is less than the second reference value (1°C) and more than a third reference value (for example, 0°C), the varied compressing capacity (for example, 50%) is maintained as it is thus to operate the compressors. Also, if the temperature difference between the present room temperature and the desired temperature is less than the third reference value (0°C), the varied compressing capacity (for example, 50%) is lowered by one level (for example, 10%) thus to operate the compressors (S9).

[0030] For example, when the air conditioner is in a cooling mode, the compressors are operated with a pre-stored compressing capacity of 70%. During this process, if a present room temperature reaches a lower limit temperature less than a desired temperature by 0.5°C, the compressing capacity of the compressors is varied into 50% from said 70% and the compressors are operated with the varied compressing capacity of 50% for a predetermined time (for example, three minutes). Then, if a temperature difference between the present room temperature and the desired temperature is more than 2°C, the compressing capacity of 50% is increased by 20% thus to operate the compressors. Also, if the temperature difference between the present room temperature and the desired temperature is less than 1~2°C, the compressing capacity of 50% is increased by 10% thus to operate the compressors. Also, if the temperature difference between the present room temperature and the desired temperature is less than 0~1°C, the compressing capacity of 50% is maintained. Also, if the present room

temperature is lower than the desired temperature, the compressors are stopped or the compressing capacity of 50% is decreased thus to operate the compressors. Herein, the compressing capacity varied by the temperature difference between the present room temperature and the desired temperature is preset according to a ratio between the number of compressors mounted in the air conditioner and a compressing capacity of the compressors.

[0031] Then, the compressing capacity of the compressors is varied, and when a compressing capacity corresponding to a present operation mode for operating the compressors is equal to a compressing capacity corresponding to a maximum operation mode (a maximum compressing capacity (100%) of the multi-compressor), the compressors are operated in the maximum operation mode. Also, if the compressing capacity corresponding to the present operation mode is less than the compressing capacity corresponding to the maximum operation mode, the compressing capacity corresponding to the present operation mode is compared with a compressing capacity corresponding to a previous operation mode. As the result, if the compressing capacity corresponding to the present operation mode is smaller than the compressing capacity corresponding to the previous operation mode, the compressors are operated in the previous operation mode. Also, if the compressing capacity corresponding to the present operation mode is larger than the compressing capacity corresponding to the previous operation mode, the compressors are operated in the present operation mode.

[0032] Accordingly, in the present invention, at the time of controlling a room temperature in the previous stage, a compressing capacity by a temperature difference between the previous room temperature and a desired temperature is pre-stored. Then, the pre-stored compressing capacity is varied on the basis of a temperature difference between a present room temperature and the desired temperature. According to this, the compressing capacity of the multi-compressor is quickly varied into an optimal compressing capacity thus to operate the compressors. For example, when a compressing capacity of 70% is to be lowered into 50%, the compressing capacity of 70% is directly lowered into the compressing capacity of 50%. According to this, a speed that corresponds to a cooling load or a heating load is fast, and an energy loss of the air conditioner is reduced.

[0033] Also, at the time of controlling a room temperature in the previous stage, a compressing capacity of the compressors by a temperature difference between the previous room temperature and a desired temperature is pre-stored (S1). If a heating mode is selected as a mode of the air conditioner, the compressors are operated with the pre-stored compressing capacity (for example, 70%) (S10). During this process, when a present room temperature reaches an upper limit temperature that is more than a desired temperature predetermined by a user (S11), the pre-stored compressing capacity of

the compressors is varied into a predetermined compressing capacity for maintaining the upper limit temperature (S12) thus to operate the compressors with the varied compressing capacity. After operating the compressors with the varied compressing capacity, the above steps (S6~S9) are performed (S13) .

[0034] As aforementioned, in the method for controlling an air conditioner having a multi-compressor, a compressing capacity by a temperature difference between a previous room temperature and a desired temperature is pre-stored, and then the pre-stored compressing capacity is varied on the basis of a temperature difference between a present room temperature and the desired temperature. According to this, an ability to correspond to a cooling load or a heating load can be improved.

[0035] Also, in the method for controlling an air conditioner having a multi-compressor according to the present invention, a compressing capacity by a temperature difference between a previous room temperature and a desired temperature is pre-stored, and then the pre-stored compressing capacity is varied on the basis of a temperature difference between a present room temperature and the desired temperature. According to this, an energy loss of the air conditioner can be reduced.

[0036] As the present invention may be embodied in several forms without departing from the spirit or essential characteristics thereof, it should also be understood that the above-described embodiments are not limited by any of the details of the foregoing description, unless otherwise specified, but rather should be construed broadly within its spirit and scope as defined in the appended claims, and therefore all changes and modifications that fall within the metes and bounds of the claims, or equivalence of such metes and bounds are therefore intended to be embraced by the appended claims.

Claims

1. A method for controlling an air conditioner having a multi-compressor comprising the steps of:

pre-storing a compressing capacity of compressors by a temperature difference between a previous room temperature and a desired temperature;

when a present room temperature reaches a lower limit temperature which is less than a desired temperature predetermined by a user under a state that the air conditioner is in a cooling mode, varying the pre-stored compressing capacity into a compressing capacity for maintaining the lower limit temperature and then operating the compressors with the varied compressing capacity; and

operating the compressors with the varied compressing capacity for a predetermined time, then detecting a temperature difference between a

present room temperature and the desired temperature, and then re-varying the varied compressing capacity into a predetermined compressing capacity according to the detected temperature difference and thereby operating the compressors,

wherein the step of re-varying the varied compressing capacity and thereby operating the compressors comprises the steps of:

when a temperature difference between the present room temperature and the desired temperature is more than a first reference value, increasing the varied compressing capacity by a first predetermined value;

when the temperature difference between the present room temperature and the desired temperature is less than the first reference value and more than a second reference value, increasing the varied compressing capacity by a second predetermined value;

when the temperature difference between the present room temperature and the desired temperature is less than the second reference value and more than a third reference value, maintaining the varied compressing capacity; and

when the temperature difference between the present room temperature and the desired temperature is less than the third reference value, decreasing the varied compressing capacity by the first predetermined value.

2. The method of claim 1, wherein the first reference value is 2°, the second reference value is 1°, and the third reference value is 0°.

3. The method of claim 1, wherein the compressing capacity is preset according to a ratio between the number of compressors mounted in the air conditioner and a compressing capacity of the compressors.

4. The method of claim 1, further comprising the steps of:

when a compressing capacity corresponding to a present operation mode is equal to a compressing capacity corresponding to a maximum operation mode after varying the compressing capacity of the compressors, operating the compressor in the maximum operation mode; when the compressing capacity corresponding to the present operation mode is smaller than the compressing capacity corresponding to the maximum operation mode, comparing the compressing capacity corresponding to the present operation mode with a compressing capacity

corresponding to a previous operation mode,
and as the result, if the compressing capacity
corresponding to the present operation mode is
smaller than the compressing capacity corre- 5
sponding to the previous operation mode, oper-
ating the compressors in the previous operation
mode; and
when the compressing capacity corresponding
to the present operation mode is larger than the 10
compressing capacity corresponding to the pre-
vious operation mode, operating the compres-
sors in the present operation mode, wherein the
maximum operation mode is a mode for operat-
ing the compressors with a total compressing 15
capacity of the multi-compressor, and the pre-
vious mode is a mode for operating the com-
pressors with a pre-stored compressing capac-
ity.

20

25

30

35

40

45

50

55

FIG. 1

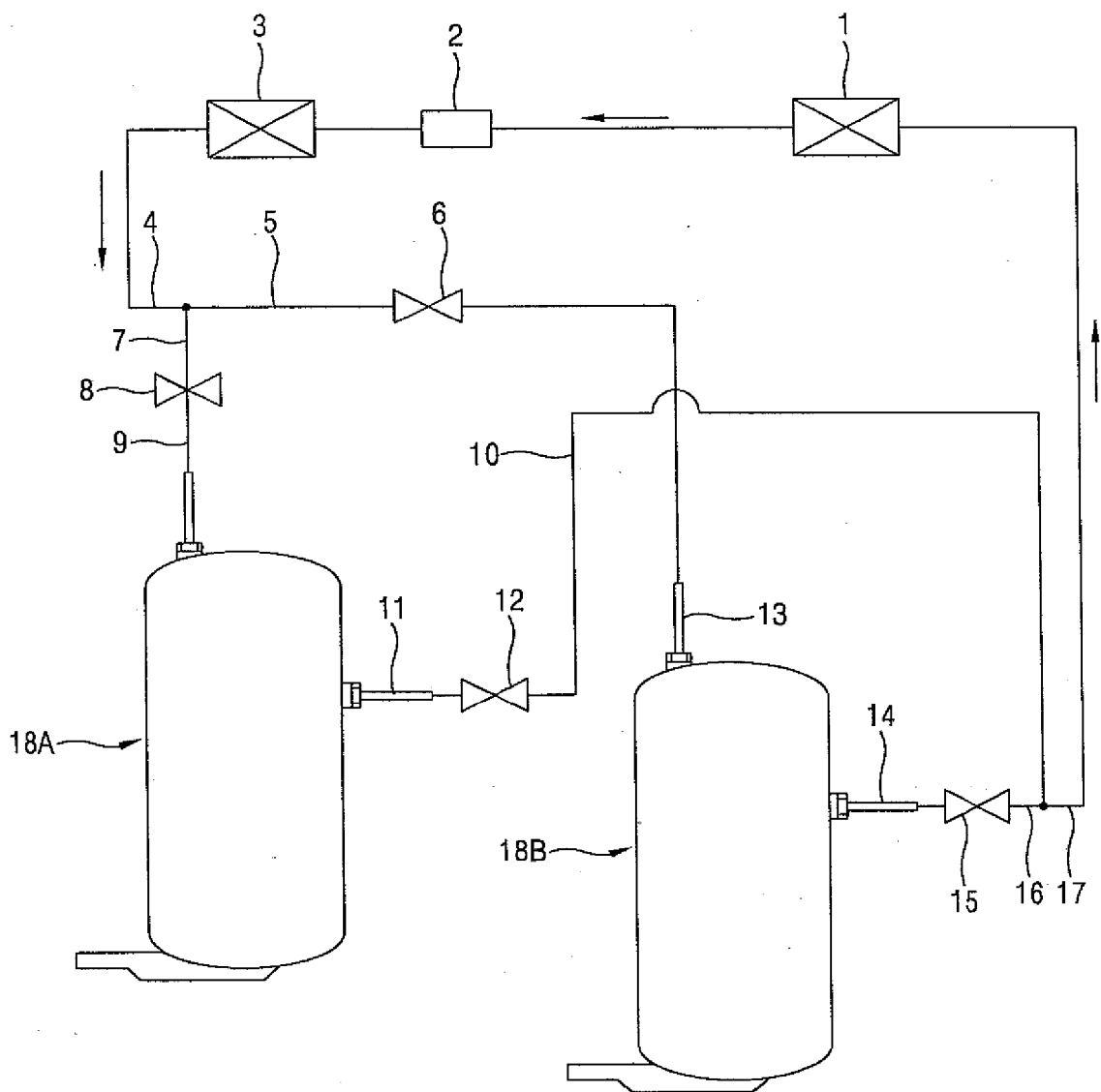


FIG. 2

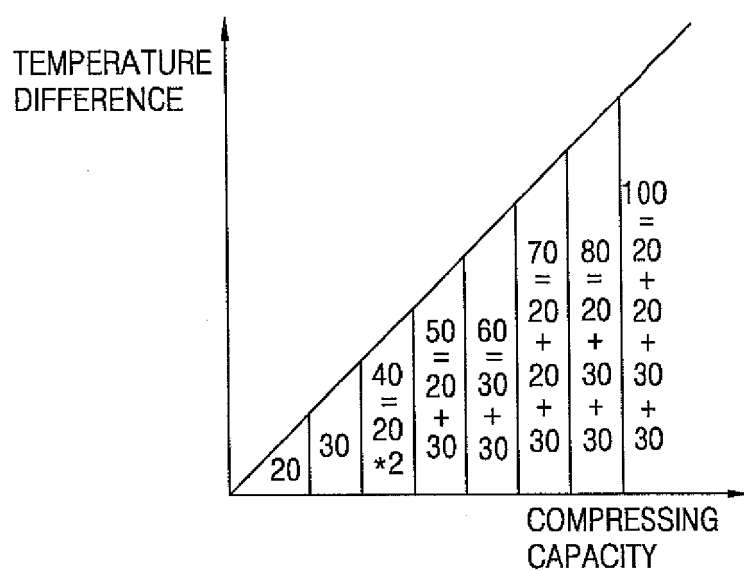
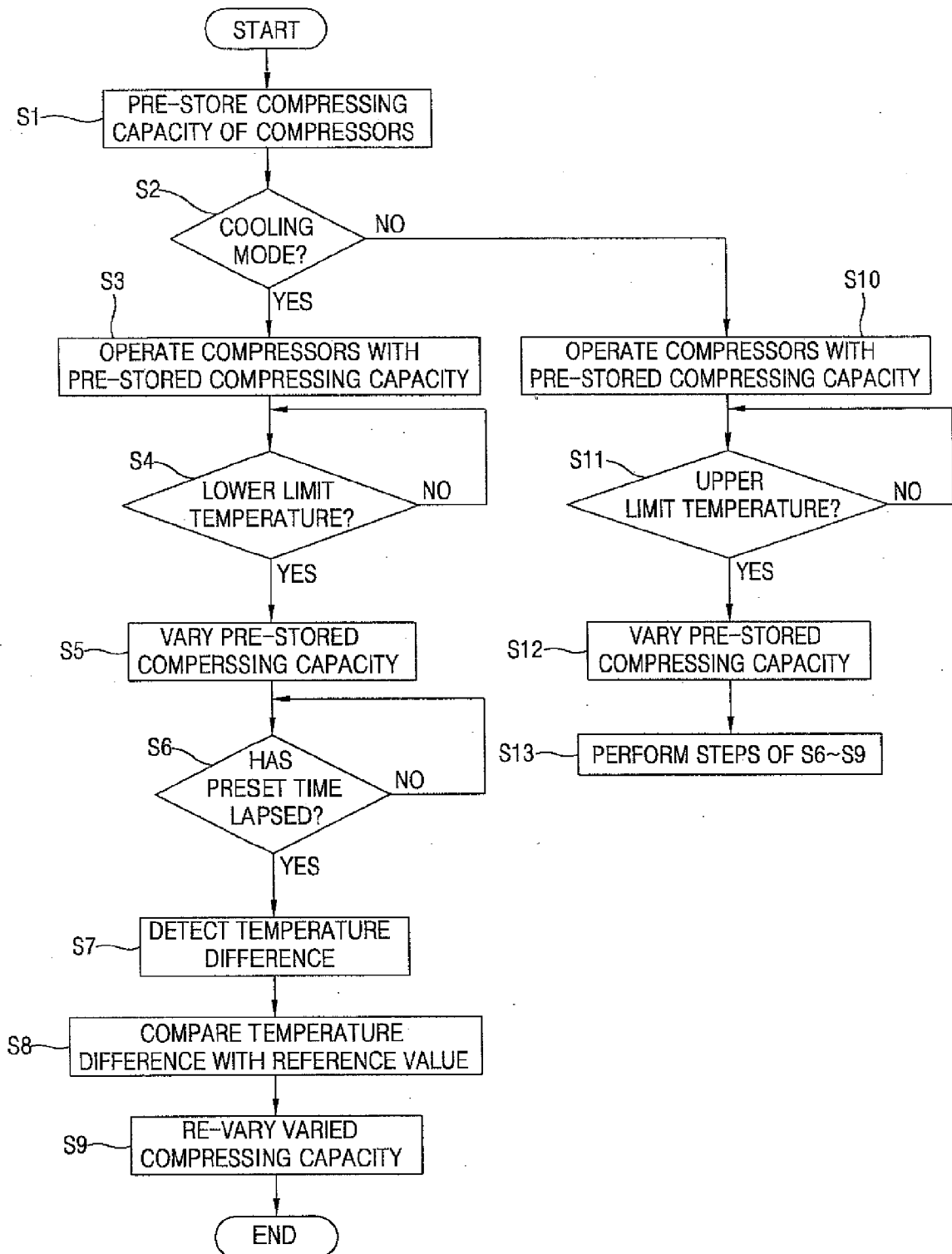


FIG. 3





DOCUMENTS CONSIDERED TO BE RELEVANT			
Category	Citation of document with indication, where appropriate, of relevant passages	Relevant to claim	CLASSIFICATION OF THE APPLICATION (IPC)
A	PATENT ABSTRACTS OF JAPAN vol. 1997, no. 10, 31 October 1997 (1997-10-31) -& JP 09 152197 A (SANYO ELECTRIC CO LTD), 10 June 1997 (1997-06-10) * paragraph [0012] - paragraph [0017]; figures 1-6 *	1-3	INV. F25B49/02
A	----- US 4 633 672 A (PERSEM ET AL) 6 January 1987 (1987-01-06) * column 5, line 57 - column 17, line 44; figures 1-13 *	1	
A	----- US 2004/118135 A1 (LEE WON HEE ET AL) 24 June 2004 (2004-06-24) * paragraph [0024] - paragraph [0060]; figures 1-4 *	1	
E	----- EP 1 703 235 A (LG ELECTRONICS INC [KR]) 20 September 2006 (2006-09-20) * claims 12,14-17 *	1-4	TECHNICAL FIELDS SEARCHED (IPC)
E	----- JP 2005 201630 A (SAMSUNG ELECTRONICS CO LTD) 28 July 2005 (2005-07-28) * the whole document *	1-3	F25B
The present search report has been drawn up for all claims			
Place of search Munich		Date of completion of the search 13 June 2007	Examiner Szilagyi, Barnabas
CATEGORY OF CITED DOCUMENTS X : particularly relevant if taken alone Y : particularly relevant if combined with another document of the same category A : technological background O : non-written disclosure P : intermediate document T : theory or principle underlying the invention E : earlier patent document, but published on, or after the filing date D : document cited in the application L : document cited for other reasons & : member of the same patent family, corresponding document			

**ANNEX TO THE EUROPEAN SEARCH REPORT
ON EUROPEAN PATENT APPLICATION NO.**

EP 07 10 3791

This annex lists the patent family members relating to the patent documents cited in the above-mentioned European search report.
The members are as contained in the European Patent Office EDP file on
The European Patent Office is in no way liable for these particulars which are merely given for the purpose of information.

13-06-2007

Patent document cited in search report		Publication date	Patent family member(s)	Publication date
JP 09152197	A	10-06-1997	NONE	
US 4633672	A	06-01-1987	NONE	
US 2004118135	A1	24-06-2004	CN 1510356 A KR 20040055113 A	07-07-2004 26-06-2004
EP 1703235	A	20-09-2006	NONE	
JP 2005201630	A	28-07-2005	CN 1641279 A KR 20050074153 A	20-07-2005 18-07-2005

REFERENCES CITED IN THE DESCRIPTION

This list of references cited by the applicant is for the reader's convenience only. It does not form part of the European patent document. Even though great care has been taken in compiling the references, errors or omissions cannot be excluded and the EPO disclaims all liability in this regard.

Patent documents cited in the description

- US 6519957 B [0011]