



(11) **EP 1 816 773 A2**

(12) **EUROPEAN PATENT APPLICATION**

(43) Date of publication:
08.08.2007 Bulletin 2007/32

(51) Int Cl.:
H04J 11/00 (2006.01) **H04J 3/14** (2006.01)
H04B 1/707 (2006.01) **H04B 7/26** (2006.01)

(21) Application number: **07075393.4**

(22) Date of filing: **02.10.1998**

(84) Designated Contracting States:
AT BE CH CY DE DK ES FI FR GB GR IE IT LI LU MC NL PT SE
Designated Extension States:
AL LT LV MK RO SI

(30) Priority: **02.12.1997 KR 19970065375**
04.04.1998 KR 19980011923

(62) Document number(s) of the earlier application(s) in accordance with Art. 76 EPC:
98308056.5 / 0 921 652

(71) Applicant: **Electronics and Telecommunications Research Institute**
Daejeon-city (KR)

(72) Inventors:
• **Bang, Seung Chang**
Yusong-ku,
Daejeon (KR)

- **Han, Ki Chul**
Yusong-ku,
Daejeon (KR)
- **Shim, Jae Ryong**
Yusong-ku,
Daejeon (KR)
- **Kim, Jung Im**
Yusong-ku,
Daejeon (KR)
- **Kim, Tae Joong**
Yusong-ku,
Daejeon (KR)

(74) Representative: **Powell, Timothy John et al**
Eric Potter Clarkson LLP
Park View House
58 The Ropewalk
Nottingham NG1 5DD (GB)

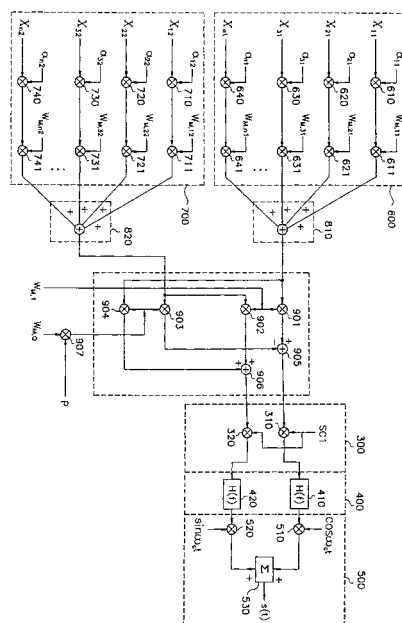
Remarks:

This application was filed on 24 - 05 - 2007 as a divisional application to the application mentioned under INID code 62.

(54) **Orthogonal complex spreading method for multichannel and apparatus thereof**

(57) An orthogonal complex spreading method for multiple channels allocating at least two input channels to first and second groups, comprising steps of:
generating a first output signal by multiplying (600) a first orthogonal sequence by first data and a first gain, outputting a first output;
generating a second output signal by multiplying (700) a second orthogonal sequence by a second data and a second gain; characterized by
generating a complex code by summing (810, 820) the first output signal and the second output signal in the complex form; and
complex-multiplying (900) the complex code by SC ($OS_3 + POS_4$), wherein
SC is a spreading code, OS_3 and OS_4 are orthogonal sequences, and P is a predetermined sequence.

FIG.9



Description**BACKGROUND OF THE INVENTION****1. Field of the Invention**

[0001] The present invention relates to an orthogonal complex spreading method for a multichannel and an apparatus thereof, and in particular, to an improved orthogonal complex spreading method for a multichannel and an apparatus thereof which are capable of decreasing a peak power-to-average power ratio by introducing an orthogonal complex spreading structure and spreading the same using a spreading code, implementing a structure capable of spreading complex output signals using a spreading code by adapting a permuted orthogonal complex spreading structure for a complex-type multichannel input signal with respect to the summed values, and decreasing a phase dependency of an interference based on a multipath component (when there is one chip difference) of a self signal, which is a problem that is not overcome by a permuted complex spreading modulation method, by a combination of an orthogonal Hadamard sequence.

2. Description of the Conventional Art

[0002] Generally, in the mobile communication system, it is known that a linear distortion and non-linear distortion affect power amplifier. The statistical characteristic of a peak power-to-average power ratio has a predetermined inter-relationship for a non-linear distortion.

[0003] The third non-linear distortion which is one of the factors affecting the power amplifier causes an inter-modulation product problem in an adjacent frequency channel. The above-described inter-modulation product problem is generated due to a high peak amplitude for thereby increasing an adjacent channel power (ACP), so that there is a predetermined limit for selecting an amplifier. In particular, the CDMA (Code Division Multiple Access) system requires a very strict condition with respect to a linearity of a power amplifier. Therefore, the above-described condition is a very important factor.

[0004] In accordance with IS-97 and IS-98, the FCC stipulates a condition on the adjacent channel power (ACP). In order to satisfy the above-described condition, a bias of a RF power amplifier should be limited.

[0005] According to the current IMT-2000 system standard recommendation, a plurality of CDMA channels are recommended. In the case that a plurality of channels are provided, the peak power-to-average power ratio is considered as an important factor for thereby increasing efficiency of the modulation method.

[0006] The IMT-2000 which is known as the third generation mobile communication system has a great attention from people as the next generation communication system following the digital cellular system, personal communication system, etc. The IMT-2000 will be commercially available as one of the next generation wireless communication system which has a high capacity and better performance for thereby introducing various services and international roaming services, etc.

[0007] Many countries propose various IMT-2000 systems which require high data transmission rates adapted for an internet service or an electronic commercial activity. This is directly related to the power efficiency of a RF amplifier.

[0008] The CDMA based IMT-2000 system modulation method introduced by many countries is classified into a pilot channel method and a pilot symbol method. Of which, the former is directed to the ETRI 1.0 version introduced in Korea and is directed to CDMA ONE introduced in North America, and the latter is directed to the NTT-DOCOMO and ARIB introduced in Japan and is directed to the FMA2 proposal in a reverse direction introduced in Europe.

[0009] Since the pilot symbol method has a single channel effect based on the power efficiency, it is superior compared to the pilot channel method which is a multichannel method. However since the accuracy of the channel estimation is determined by the power control, the above description does not have its logical ground.

[0010] Figure 1 illustrates a conventional complex spreading method based on a CDMA ONE method. As shown therein, the signals from a fundamental channel, a supplemental channel, and a control channel are multiplied by a Walsh code by each multiplier of a multiplication unit 20 through a signal mapping unit 10. The signals which are multiplied by a pilot signal and the Walsh signal and then spread are multiplied by channel gains A0, A1, A2 and A3 by a channel gain multiplication unit 30.

[0011] In a summing unit 40, the pilot signal multiplied by the channel gain A0 and the fundamental channel signal multiplied by the channel gain A1 are summed by a first adder for thereby obtaining an identical phase information, and the supplemental channel signal multiplied by the channel gain A2 and the control channel signal multiplied by the channel gain A3 are summed by a second adder for thereby obtaining an orthogonal phase information.

[0012] The thusly obtained in-phase information and quadrature-phase information are multiplied by a PN1 code and PN2 code by a spreading unit 50, and the identical phase information multiplied by the PN2 code is subtracted from the identical phase information multiplied by the PN1 code and is outputted as an I channel signal, and the quadrature-

phase information multiplied by the PN1 code and the in-phase information multiplied by the PN2 code are summed and are outputted through a delay unit as a Q channel signal.

[0013] The CDMA ONE is implemented using a complex spreading method. The pilot channel and the fundamental channel spread to a Walsh code 1 are summed for thereby forming an in-phase information, and the supplemental channel spread to the Walsh code 2 and the control channel spread to a Walsh code 3 are summed for thereby forming an quadrature-phase information. In addition, the in-phase information and quadrature-phase information are complex-spread by PN codes.

[0014] Figure 2A is a view illustrating a conventional CDMA ONE method, and Figure 2B is a view illustrating a maximum eye-opening point after the actual shaping filter of Figure 2A.

[0015] As shown therein, in the CDMA ONE, the left and right information, namely, the in-phase information (I channel) and the upper and lower information, namely, the quadrature-phase information (Q channel) pass through the actual pulse shaping filter for thereby causing a peak power, and in the ETRI version 1.0 shown in Figures 3A and 3B, a peak power may occur in the transverse direction for thereby causing deterioration.

[0016] In view of the crest factor and the statistical distribution of the power amplitude, in the CDMA ONE, the peak power is generated in vertical direction, so that the irregularity problem of the spreading code and an interinterference problem occur.

SUMMARY OF THE INVENTION

[0017] Accordingly, it is an object of the present invention to provide an orthogonal complex spreading method for a multichannel and an apparatus thereof overcome the aforementioned problems encountered in the conventional art.

[0018] The CDMA system requires a strict condition for a linearity of a power amplifier, so that the peak power-to-average power ratio is important. In particular, the characteristic of the IMT-2000 system is determined based on the efficiency of the modulation method since multiple channels are provided, and the peak power-to-average power ratio is adapted as an important factor.

[0019] It is another object of the present invention to provide an orthogonal complex spreading method for a multichannel and an apparatus thereof which have an excellent power efficiency compared to the CDMA-ONE introduced in U.S.A. and the W-CDMA introduced in Japan and Europe and is capable of resolving a power unbalance problem of an in-phase channel and a quadrature-phase channel as well as the complex spreading method.

[0020] It is still another object of the present invention to provide an orthogonal complex spreading method for a multichannel and an apparatus thereof which is capable of stably maintaining a low peak power-to-average power ratio.

[0021] It is still another object of the present invention to provide an orthogonal complex spreading method for a multichannel and an apparatus thereof in which a spreading operation is implemented by multiplying a predetermined channel data among data of a multichannel by an orthogonal Hadamard sequence and a gain and, multiplying a data of another channel by an orthogonal Hadamard sequence and a gain, summing the information of two channels in complex type, multiplying the summed information of the complex type by the orthogonal Hadamard sequence of the orthogonal type, obtaining a complex type, summing a plurality of channel information of the complex type in the above-described manner and multiplying the information of the complex type of the multichannel by a spreading code sequence.

[0022] It is still another object of the present invention to provide an orthogonal complex spreading method for a multichannel and an apparatus thereof which is capable of decreasing the probability that the power becomes a zero state by preventing the FIR filter input state from exceeding $\pm 90^\circ$ in an earlier sample state, increasing the power efficiency, decreasing the consumption of a bias power for a back-off of the power amplifier and saving the power of a battery.

[0023] It is still another object of the present invention to provide an orthogonal complex spreading method for a multichannel and an apparatus thereof which is capable of implementing a POCQPSK (Permutated Orthogonal Complex QPSK) which is another modulation method and has a power efficiency similar with the OCQPSK (Orthogonal Complex QPSK).

[0024] In order to achieve the above objects, there is provided an orthogonal complex spreading method for a multichannel which includes the steps of complex-summing $\alpha_{n1}W_{M,n1}X_{n1}$ which is obtained by multiplying an orthogonal Hadamard sequence $W_{M,n1}$ by a first data X_{n1} of a n-th block and $\alpha_{n2}W_{M,n2}X_{n2}$ which is obtained by multiplying an orthogonal Hadamard sequence $W_{M,n2}$ by a second data X_{n2} of a n-th block; complex-multiplying $\alpha_{n1}W_{M,n1}X_{n1}+j\alpha_{n2}W_{M,n2}X_{n2}$ which is summed in the complex type and $W_{M,n3}+jW_{M,n4}$ of the complex type using a complex multiplier and outputting as an in-phase information and quadrature-phase information; and summing only in-phase information outputted from a plurality of blocks and only quadrature-phase information outputted therefrom and spreading the same using a spreading code.

[0025] In order to achieve the above objects, there is provided an orthogonal complex spreading apparatus according to a first embodiment of the present invention which includes a plurality of complex multiplication blocks for distributing the data of the multichannel and complex-multiplying $\alpha_{n1}W_{M,n1}X_{n1}+j\alpha_{n2}W_{M,n2}X_{n2}$ in which $\alpha_{n1}W_{M,n1}X_{n1}$ which is obtained

by multiplying the orthogonal Hadamard sequence $W_{M,n1}$ with the first data X_{n1} of the n-th block and the gain α_{n1} and $\alpha_{n2}W_{M,n2}X_{n2}$ which is obtained by multiplying the orthogonal Hadamard sequence $W_{M,n2}$ with the second data X_{n2} of the n-th block and the gain α_{n2} and $W_{M,n3}+W_{M,n4}$ using the complex multiplier; a summing unit for summing only the in-phase information outputted from each block of the plurality of the complex multiplication blocks and summing only the quadrature-phase information; and a spreading unit for multiplying the in-phase information and the quadrature-phase information summed by the summing unit with the spreading code and outputting an I channel and a Q channel.

[0026] In order to achieve the above objects, there is provided an orthogonal complex spreading apparatus according to a second embodiment of the present invention which includes first and second Hadamard sequence multipliers for allocating the multichannel to a predetermined number of channels, splitting the same into two groups and outputting $\alpha_{n1}W_{M,n1}X_{n1}$ which is obtained by multiplying the data X_{n1} of each channel by the gain α_{n1} and the orthogonal Hadamard sequence $W_{M,n1}$;

a first adder for outputting $\sum_{n=1}^K (\alpha_{n1}W_{M,n1}X_{n1})$ which is obtained by summing the output signals from the first Hadamard sequence multiplier;

a second adder for outputting $\sum_{n=1}^K (\alpha_{n2}W_{M,n2}X_{n2})$ which is obtained by summing the output signals from the second Hadamard sequence multiplier; a complex multiplier for receiving the output signal from the first adder and the output

signal from the second adder in the complex form of $\sum_{n=1}^K (\alpha_{n1}W_{M,n1}X_{n1} + j\alpha_{n2}W_{M,n2}X_{n2})$ and complex-multiplying

$W_{M,I} + jPW_{M,Q}$ which n=1 consist of the orthogonal Hadamard code $W_{M,I}$, and the permuted orthogonal Hadamard code $PW_{M,Q}$ that $W_{M,Q}$ and a predetermined sequence P are complex-multiplied; a spreading unit for multiplying the output signal from the complex multiplier by the spreading code; a filter for filtering the output signal from the spreading unit; and a modulator for multiplying and modulating the modulation carrier wave, summing the in-phase signal and the quadrature-phase signal and outputting a modulation signal of the real number.

[0027] Additional advantages, objects and other features of the invention will be set forth in part in the description which follows and in part will become apparent to those having ordinary skill in the art upon examination of the following or may be learned from practice of the invention. The objects and advantages of the invention may be realized and attained as particularly pointed out in the appended claims.

BRIEF DESCRIPTION OF THE DRAWINGS

[0028] The present invention will become more fully understood from the detailed description given hereinbelow and the accompanying drawings which are given by way of illustration only, and thus are not limitative of the present invention, and wherein:

Figure 1 is a block diagram illustrating a conventional multichannel complex spreading method of a CDMA (Code Division Multiple Access) ONE method;

Figure 2A is a view illustrating a constellation plot of a conventional CDMA ONE method;

Figure 2B is a view illustrating a maximum open point after the actual shaping filter of Figure 2A;

Figure 3A is a view illustrating a constellation plot of a conventional ETRI version 1.0 method;

Figure 3B is a view illustrating a maximum open point after the actual pulse shaping filter of Figure 3A;

Figure 4 is a block diagram illustrating a multichannel orthogonal complex spreading apparatus according to the present invention;

Figure 5A is a circuit diagram illustrating the complex multiplexor of Figure 4;

Figure 5B is a circuit diagram illustrating the summing unit and spreading unit of Figure 4;

Figure 5C is a circuit diagram illustrating another embodiment of the spreading unit of Figure 4;

Figure 5D is a circuit diagram illustrating of the filter and modulator of Figure 4;

Figure 6A is a view illustrating a constellation plot of an OCQPSK according to the present invention;

Figure 6B is a view illustrating a maximum open point after the actual pulse shaping filter of Figure 6A;

Figure 7 is a view illustrating a power peak occurrence statistical distribution characteristic with respect to an average power between the conventional art and the present invention;

Figure 8 is a view illustrating an orthogonal Hadamard sequence according to the present invention;

Figure 9 is a circuit diagram illustrating a multichannel permuted orthogonal complex spreading apparatus according to the present invention;

Figure 10 is a circuit diagram illustrating the complex multiplier according to the present invention;
 Figure 11 is a circuit diagram illustrating a multichannel permuted orthogonal complex spreading apparatus for a voice service according to the present invention;
 Figure 12 is a circuit diagram illustrating a multichannel permuted orthogonal complex spreading apparatus having a high quality voice service and a low transmission rate according to the present invention;
 Figure 13A is a circuit diagram illustrating a multichannel permuted orthogonal complex spreading apparatus for a QPSK having a high transmission rate according to the present invention;
 Figure 13B is a circuit diagram illustrating a multichannel permuted orthogonal complex spreading apparatus for a data having a high transmission rate according to the present invention;
 Figure 14A is a circuit diagram illustrating a multichannel permuted orthogonal complex spreading apparatus for a multimedia service having a QPSK data according to the present invention;
 Figure 14B is a circuit diagram illustrating a multichannel permuted orthogonal complex spreading apparatus for a multimedia service according to the present invention;
 Figure 15A is a phase trajectory view of an OCQPSK according to the present invention;
 Figure 15B is a phase trajectory view of a POCQPSK according to the present invention; and
 Figure 15C is a phase trajectory view of a complex spreading method according to the present invention.

DETAILED DESCRIPTION OF THE INVENTION

[0029] The complex summing unit and complex multiplier according to the present invention will be explained with reference to the accompanying drawings. In the present invention, two complexes $(a+jb)$ and $(c+jd)$ are used, where a , b , c and d represent predetermined real numbers.

[0030] A complex summing unit outputs $(a+c)+j(b+d)$, and a complex multiplier outputs $((axc)-(bxd))+j((bxc)+(axd))$. Here, a spreading code sequence is defined as SC, an information data is defined as X_{n1} , and X_{n2} , a gain constant is defined as α_{n1} and α_{n2} , and an orthogonal Hadamard sequence is defined as $W_{M,n1}$, $W_{M,n2}$, $W_{M,n3}$, $W_{M,n4}$, $W_{M,I}$, $W_{M,Q}$, where M represents a $M \times M$ Hadamard matrix, and $n1$, $n2$, $n3$ and $n4$ represents index of a predetermined vector of the Hadamard matrix. For example, $n3$ represents a Hadamard vector which is a third vector value written into the n -th block like the n -th block 100n of Figure 4. The Hadamard M represents a Hadamard matrix. For example, if the matrix W has values of 1 and -1, in the $W^T \times W$, the main diagonal terms are M , and the remaining products are zero. Here, T represents a transpose.

[0031] The data X_{n1} , X_{n2} , $W_{M,n1}$, $W_{M,n2}$, $W_{M,n3}$, $W_{M,n4}$, $W_{M,I}$, and $W_{M,Q}$ and SC are combined data consisting of +1 or -1, and α_{n1} , and α_{n2} represent real number.

[0032] Figure 4 is a block diagram illustrating a multichannel orthogonal complex spreading apparatus according to the present invention.

[0033] As shown therein, there is provided a plurality of complex multipliers 100 through 100n in which a data of a predetermined channel is multiplied by a gain and orthogonal Hadamard sequence, and a data of another channel is multiplied by the orthogonal Hadamard sequence for thereby complex-summing two channel data, the orthogonal Hadamard sequence of the complex type is multiplied by the complex-summed data, and the data of other two channels are complex-multiplied in the same manner described above. A summing unit 200 sums and outputs the output signals from the complex multipliers 100 through 100n. A spreading unit 300 multiplies the output signal from the summing unit 200 with a predetermined spreading code SC for thereby spreading the signal. A pulse shaping filter 400 filters the data spread by the spreading unit 300. A modulation wave multiplier 500 multiplies the output signal from the filter 400 with a modulation carrier wave and outputs the modulated data through an antenna.

[0034] As shown in Figure 4, the first complex multiplier 100 complex-sums $\alpha_{11}W_{M,11}X_{11}$ which is obtained by multiplying the orthogonal Hadamard sequence $W_{M,11}$ with the data X_{11} of one channel and the gain α_{11} and $\alpha_2W_{M,12}X_{12}$ which is obtained by multiplying the orthogonal Hadamard sequence $W_{M,12}$ with the data X_{12} of another channel and the gain α_{12} , and complex-multiplies $\alpha_{11}W_{M,11}X_{11} + j\alpha_{12}W_{M,12}X_{12}$ and the complex-type orthogonal sequence $W_{M,13}X_{11} + jW_{M,14}$ using the complex multiplier 111.

[0035] In addition, the n -th complex multiplier 100n complex-sums $\alpha_{n1}W_{M,n1}X_{n1}$ which is obtained by multiplying the orthogonal Hadamard sequence $W_{M,n1}$ with the data X_{n1} of another channel and the gain α_{n1} and $\alpha_{n2}W_{M,n2}X_{n2}$ which is obtained by multiplying the orthogonal Hadamard sequence $W_{M,n2}$ with the data X_{n2} of another channel and the gain α_{n2} , and complex-multiplies $\alpha_{n1}W_{M,n1}X_{n1} + j\alpha_{n2}W_{M,n2}X_{n2}$ and the complex-type orthogonal sequence $W_{M,n3}X_{11} + jW_{M,n4}$ using the complex multiplier 100n.

[0036] The complex multiplication data outputted from the n -number of the complex multipliers are summed by the summing unit 200, and the spreading code SC is multiplied and spread by the spreading unit 300. The thusly spread data are filtered by the pulse shaping filter 600, and the modulation carried $e^{j2\pi fct}$ is multiplied by the multiplier 700, and then the function $\text{Re}\{*\}$ is processed, and the real data $s(t)$ is outputted through the antenna. Here, $\text{Re}\{*\}$ represents that a predetermined complex is processed to a real value through the $\text{Re}\{*\}$ function.

[0037] The above-described function will be explained as follows:

$$\sum_{n=1}^K ((\alpha_{n1} W_{M,n1} X_{n1} + j \alpha_{n2} W_{M,n2} X_{n2}) \otimes (W_{M,n3} + j W_{M,n4})) \otimes SC$$

where K represents a predetermined integer greater than or equal to 1, n represents an integer greater than or equal to 1 and less than K and is identical with each channel number of the multichannel.

[0038] Each of the complex multipliers 110 through 100n is identically configured so that two different channel data are complex-multiplied.

[0039] As shown in Figure 5A, one complex multiplier includes a first multiplier 101 for multiplying the data X_{11} by the orthogonal Hadamard sequence $W_{M,11}$, a second multiplier for multiplying the input signal from the first multiplier by the gain α_{11} , a third multiplier 103 for multiplying the data X_{12} of the other channel by another orthogonal Hadamard sequence $W_{M,12}$, a fourth multiplier 104 for multiplying the output signal from the third multiplier 103 by the gain α_{12} , fifth and sixth multipliers 105 and 106 for multiplying the output signals $\alpha_{11} W_{M,11} X_{11}$ from the second multiplier 102 and the output signals $\alpha_{12} W_{M,12} X_{12}$ from the fourth multiplier 102 by the orthogonal Hadamard sequence $W_{M,13}$, respectively, seventh and eighth multipliers 107 and 108 for multiplying the output signal $\alpha_{11} W_{M,11} X_{11}$ from the second multiplier 102 and the output signal $\alpha_{12} W_{M,12} X_{12}$ from the fourth multiplier 102 by the orthogonal Hadamard sequence $W_{M,14}$, sequentially, a first adder 109 for summing the output signal (+ac) from the fifth multiplier 105 and the output signal (-bd) from the eighth multiplier 108 and outputting in-phase information (ac-bd), and a second adder 110 for summing the output signal (bc) from the sixth multiplier 106 and the output signal (ad) from the seventh multiplier 107 and outputting the quadrature-phase information (bc+ad).

[0040] Therefore, the first and second multipliers 101 and 102 multiply the data X_{11} by the orthogonal Hadamard sequence $W_{M,11}$ and the gain α_{11} for thereby obtaining $\alpha_{11} W_{M,11} X_{11}$ (=a). In addition, the third and fourth multipliers 103 and 104 multiply the orthogonal Hadamard sequence $W_{M,12}$ and the gain α_{12} for thereby obtaining $\alpha_{12} W_{M,12} X_{12}$ (=b). The fifth and sixth multipliers 105 and 106 multiply $\alpha_{11} W_{M,11} X_{11}$ (=a) and $\alpha_{12} W_{M,12} X_{12}$ (=b) by the orthogonal Hadamard sequence $W_{M,13}$ (=c), respectively, for thereby obtaining $\alpha_{11} W_{M,11} X_{11} W_{M,13}$ (=ac) and $\alpha_{12} W_{M,12} X_{12} W_{M,13}$ (=bc), and the fifth and sixth multipliers 105 and 106 multiply $\alpha_{11} W_{M,11} X_{11}$ (=a) and $\alpha_{12} W_{M,12} X_{12}$ (=b) by the orthogonal Hadamard sequence $W_{M,14}$ (=d) for thereby obtaining $\alpha_{11} W_{M,11} X_{11} W_{M,14}$ (=ad) and $\alpha_{12} W_{M,12} X_{12} W_{M,14}$ (=bd). In addition, the first adder 109 computes $(\alpha_{11} W_{M,11} X_{11} W_{M,13}) - (\alpha_{12} W_{M,12} X_{12} W_{M,14})$ (=ac-bd), namely, $\alpha_{12} W_{M,12} X_{12} W_{M,14}$ is subtracted from $\alpha_{11} W_{M,11} X_{11} W_{M,13}$. In addition, the second adder 110 computes $(\alpha_{11} W_{M,11} X_{11} W_{M,14}) + (\alpha_{12} W_{M,12} X_{12} W_{M,13})$ (ad+bc), namely, $\alpha_{11} W_{M,11} X_{11} W_{M,14}$ (=ad) is added with $\alpha_{12} W_{M,12} X_{12} W_{M,13}$ (=bc).

[0041] Figure 4 illustrates the first complex multiplier 100 which is configured identically with the n-th complex multiplier 100n. Assuming that $\alpha_{11} W_{M,11} X_{11}$ is "a", $\alpha_{12} W_{M,12} X_{12}$ is "b", the orthogonal Hadamard sequence $W_{M,13}$ is "c", and the orthogonal Hadamard sequence $W_{M,14}$ is "d", the expression "(a+jb)(c+jd) = ac-bd+j(bc+ad)" is obtained. Therefore, the signal outputted from the first complex multiplier 100 becomes the in-phase information "ac-bd" and the quadrature-phase information "bc+ad".

[0042] In addition, Figure 5B is a circuit diagram illustrating the summing unit and spreading unit of Figure 4, and Figure 5C is a circuit diagram illustrating another embodiment of the spreading unit of Figure 4.

[0043] As shown therein, the summing unit 200 includes a first summing unit 210 for summing the in-phase information A_1 (=ac-bd), ..., An outputted from a plurality of complex multipliers, and a second summing unit 220 for summing the quadrature-phase information B_1 (=bc+ad) outputted from the complex multipliers.

[0044] The spreading unit 300 includes first and second multipliers 301 and 302 for multiplying the output signals from the first adder 210 and the second adder 220 of the summing unit 200 by the spreading sequence SC, respectively. Namely, the signals are spread to the in-phase signal (I channel signal) and the quadrature-phase signal (Q channel signal) using one spreading code SC.

[0045] In addition, as shown in Figure 5C, the spreading unit 300 includes first and second multipliers 310 and 320 for multiplying the output signals from the first and second adders 210 and 220 of the summing unit 200 by the spreading sequence SC1, third and fourth multipliers 330 and 340 for multiplying the output signals from the first and second adders 210 and 220 by a spreading sequence SC2, respectively, a first adder 350 for summing the output signal (+) from the first multiplier 310 and the output signal (-) from the third multiplier 330 and outputting an I channel signal, and a second summing unit 360 for summing the output signal (+) from the second multiplier 320 and the output signal (+) from the fourth multiplier 340 and outputting a Q channel signal.

[0046] Namely, in the summing unit 200, the in-phase information and the quadrature-phase information of the n-number of the complex multipliers are summed by the first and second summing units 210 and 220. In the spreading unit 300, the in-phase information summing value (g) and the quadrature phase information summing value (h) from the summing unit 200 are multiplied by the first spreading code SC1 (1) by the first and second multipliers 310 and 320 for

thereby obtaining g_l and h_l , and the in-phase information summing value (g) and the quadrature phase information summing value (h) from the summing unit 200 are multiplied by the second spreading code $SC2(m)$ by the third and fourth multipliers 330 and 340 for thereby obtaining g_m and h_m , and the first adder 350 computes $g_l - h_m$ in which h_m is subtracted from g_l , and the second adder 360 computes $h_l + g_m$ in which h_l is added by g_m .

[0047] As shown in Figure 5D, the filter 400 includes first and second pulse shaping filters 410 and 420 for filtering the I channel signal which is the in-phase information shown in Figure 5B and 5C and the Q channel signal which is the quadrature phase information signal. The modulation unit 500 includes first and second multipliers 510 and 520 for multiplying the output signals from the first and second pulse shaping filters 410 and 420 by $\cos(2\pi f_c t)$ and $\sin(2\pi f_c t)$, and an adder 530 for summing the output signals from the multipliers 510 and 520 and outputting a modulation data $S(t)$.

[0048] Here, the orthogonal Hadamard sequences may be used as a Walsh code or other orthogonal code.

[0049] For example, from now on, the case that the orthogonal Hadamard sequence is used for the 8×8 Hadamard matrix shown in Figure 8 will be explained.

[0050] Figure 8 illustrates an example of the Hadamard (or Walsh) code. Namely, the case that the sequence vector of a k -th column or row is set to W_{k-1} based on the 8×8 Hadamard matrix is shown therein. In this case, if k is 1, W_{k-1} represents W_0 of the column or row, and if k is 5, W_{k-1} represents W_4 of the column or row.

[0051] Therefore, in order to enhance the efficiency of the present invention, the orthogonal Hadamard sequence which multiplies each channel data is determined as follows.

[0052] In the $M \times M$ Hadamard matrix, the sequence vector of the k -th column or row is set to W_{k-1} , and $W_{M,n1} = W_0$, $W_{M,n2} = W_{2p}$ (where p represents a predetermined number of $(M/2)-1$), and $W_{M,n3} = W_{2n-2}$, $W_{M,n4} = W_{2n-1}$ (where n represents the number of n -th blocks), and $\alpha_{n1}W_0X_{n1} + j\alpha_{n2}W_{2p}X_{n2}$ and $W_{2n-2} + jW_{2n-1}$.

[0053] The case that only first complex multiplier is used in the embodiment of Figure 4, namely, the data of two channels are complex-multiplied will be explained. In the $M \times M$ ($M=8$) Hadamard matrix, if the k -th column or row sequence vector is set to W_{k-1} , it is possible to determine $W_{M,11} = W_0$, $W_{M,12} = W_2$, or $W_{M,12} = W_4$, and $W_{M,13} = W_0$, $W_{M,14} = W_1$. In addition, it is possible to complex-multiply $\alpha_{11}W_0X_{11} + j\alpha_{12}W_2X_{12}$ or $\alpha_{11}W_0X_{11} + j\alpha_{12}W_4X_{12}$ and $W_0 + jW_1$.

[0054] In the case that two complex multipliers shown in Figure 4 are used, the second complex multiplier determines $W_{M,21} = W_0$, $W_{M,22} = W_4$, and $W_{M,23} = W_2$, and $W_{M,24} = W_3$, so that it is possible to complex-multiply $\alpha_{21}W_0X_{21} + j\alpha_{22}W_4X_{22}$ and $W_2 + jW_3$.

[0055] In addition, as shown in Figure 5, when the spreading is implemented by using the spreading code SC , one spreading code may be used, and as shown in Figure 5C, two spreading codes $SC1$ and $SC2$ may be used for thereby implementing the spreading operation.

[0056] In order to achieve the objects of the present invention, the orthogonal Hadamard sequence directed to multiplying each channel data may be determined as follows.

[0057] The combined orthogonal Hadamard sequence may be used instead of the orthogonal Hadamard sequence for removing a predetermined phase dependency based on the interference generated in the multiple path type of self-signal and the interference generated by other users.

[0058] For example, in the case of two channels, when the sequence vector of the k -th column or row is set to W_{k-1} in the $M \times M$ ($M=8$) Hadamard matrix, and the sequence vector of the m -th column or row is set to W_m , the first $M/2$ or the last $M/2$ is obtained based on the vector W_{k-1} , and the last $M/2$ or the first $M/2$ is obtained based on W_{m-1} , so that the combined orthogonal Hadamard vector is set to $W_{k-1//m-1}$ and $W_{M,11} = W_0$, $W_{M,12} = W_{4//1}$, $W_{M,13} = W_0$, $W_{M,14} = W_{1/4}$ are determined, so that it is possible to complex-multiply $\alpha_{11}W_0X_{11} + j\alpha_{12}W_{4//1}X_{12}$ and $W_0 + jW_{1/4}$.

[0059] In the case of three channels, the sequence vector of the k -th column or row is set to W_{k-1} based on the $M \times M$ ($M=8$) Hadamard matrix, and the sequence vector of the m -th column or row is set to W_m , so that the first $M/2$ or the last $M/2$ is obtained from the vector W_{k-1} , and the last $M/2$ or the first $M/2$ is obtained from W_{m-1} , and the combined orthogonal Hadamard vector is set to $W_{k-1//m-1}$, and the summed value of $\alpha_{11}W_0X_{11} + j\alpha_{12}W_{4//1}X_{12}$ and $\alpha_{21}W_2X_{21}$ and $W_0 + jW_{1/4}$ are complex-multiplied based on $W_{M,11} = W_0$, $W_{M,12} = W_{4//1}$, $W_{M,21} = W_2$, and $W_{M,13} = W_0$, $W_{M,14} = W_{1/4}$.

[0060] In addition, in the case of two channels, when the sequence vector of the k -th column or row of the $M \times M$ ($M=8$) Hadamard vector matrix is set to W_{k-1} , and the sequence vector of the m -th column or row is set to W_m , the first $M/2$ or the last $M/2$ is obtained from the vector W_{k-1} , and the last $M/2$ or the first $M/2$ is obtained from W_{m-1} , so that the combined orthogonal Hadamard vector is set to $W_{k-1//m-1}$, and the summed value of $\alpha_{11}W_0X_{11} + j\alpha_{12}W_{2//1}X_{12}$ and $W_0 + jW_{1/2}$ are complex-multiplied based on $W_{M,11} = W_0$, $W_{M,12} = W_{2//1}$, and $W_{M,13} = W_0$, $W_{M,14} = W_{1/2}$.

[0061] In addition, in the case of three channels, when the sequence vector of the k -th column or row of the $M \times M$ ($M=8$) Hadamard vector matrix is set to W_{k-1} , and the sequence vector of the m -th column or row is set to W_m , the first $M/2$ or the last $M/2$ is obtained from the vector W_{k-1} , and the last $M/2$ or the first $M/2$ is obtained from W_{m-1} , so that the combined orthogonal Hadamard vector is set to $W_{k-1//m-1}$, and the summed value of $\alpha_{11}W_0X_{11} + j\alpha_{12}W_{2//1}X_{12}$ and $\alpha_{21}W_2X_{21}$ and $W_0 + jW_{1/2}$ are complex-multiplied based on $W_{M,11} = W_0$, $W_{M,12} = W_{2//1}$, $W_{M,21} = W_2$, and $W_{M,13} = W_0$, $W_{M,14} = W_{1/2}$.

[0062] Here, so far the cases of two channels and three channels were explained. The cases of two channels and three channels may be selectively used in accordance with the difference of the impulse response characteristic difference

of the pulse shaping bandpass filter.

[0063] Figure 6A is a view illustrating a constellation plot of the OCQPSK according to the present invention, Figure 6B is a view illustrating a maximum eye-opening point after the actual pulse shaping filter of Figure 6A, and Figure 7 is a view illustrating a power peak occurrence statistical distribution characteristic with respect to an average power between the OCQPSK according to the present invention and the conventional CDMA ONE and version ETRI 1.0. As shown therein, the embodiment of Figure 6A is similar with that of Figure 2A. However, there is a difference in the point of the maximum eye-opening point after the actual pulse shaping filter. Namely, in figure 6B, the range of the upper and lower information (Q channel) and the left and right information (I channel) are fully satisfied. This causes the difference of the statistical distribution of the peak power-to-average power.

[0064] Figure 7 illustrates the peak power-to-average power ratio obtained based on the result of the actual simulation between the present invention and the conventional art.

[0065] In order to provide the identical conditions, the power level of the control or signal channel is controlled to be the same as the power level of the communication channel (Fundamental channel, supplemental channel or the In-phase channel and the Quadrature channel), and the power level of the pilot channel is controlled to be lower than the power level of the communication channel by 4dB. In the above-described state, the statistical distributions of the peak power-to-average power are compared.

[0066] In the case of OCQPSK according to the present invention, the comparison is implemented using the first complex multiplier 100 and the n-th complex multiplier 100n shown in Figure 4. The first block 100 is implemented based on $W_{M,11}=W_0$, $W_{M,12}=W_4$, $W_{M,13}=W_0$, and $W_{M,14}=W_1$, and the n-th block 100n is implemented based on $W_{M,n1}=W_0$, $W_{M,n2}=W_4$, $W_{M,n3}=W_2$, and $W_{M,n4}=W_3$. In addition, the SCI is used as the SC1 for the spreading code. In this case, the SC2 is not used.

[0067] In the case of OCQPSK, the probability that the instantaneous power exceeds the average power value (0 dB) by 4 dB is 0.03%, and in the case of CDMA ONE, the same is 0.9%, and in the case of the ETRI version 1.0, the same is 4%. Therefore, in the present invention, the system using the CDMA technique has very excellent characteristic in the peak to average power ratio sense, and the method according to the present invention is a new modulation method which eliminates the cross talk problem.

[0068] Figure 9 illustrates a permuted orthogonal complex spreading modulation (POCQPSK) according to the present invention.

[0069] As shown therein, one or a plurality of channels are combined and complex-multiplied by the permuted orthogonal Hadamard code and then are spread by the spreading code.

[0070] As shown therein, there are provided first and second Hadamard sequence multipliers 600 and 700 for allocating the multichannel to a predetermined number of channels, splitting the same into two groups and outputting $\alpha_{n1}W_{M,n1}X_{n1}$ which is obtained by multiplying the data X_{n1} of each channel by the gain α_{n1} and the orthogonal Hadamard sequence

$W_{M,n1}$, a first adder 810 for outputting $\sum_{n=1}^K (\alpha_{n1}W_{M,n1}X_{n1})$ which is obtained by summing the output signals from the

first Hadamard sequence multiplier 600, a second adder 820 for outputting $\sum_{n=1}^K (\alpha_{n2}W_{M,n2}X_{n2})$ which is obtained by summing the output signals from the second Hadamard sequence multiplier 700, a complex multiplier 900 for receiving the output signal from the first adder 810 and the output signal from the second adder 820 in the complex form of

$\sum_{n=1}^K (\alpha_{n1}W_{M,n1}X_{n1} + j\alpha_{n2}W_{M,n2}X_{n2})$ and complex-multiplying $W_{M,I} + jPW_{M,Q}$ which consist of the orthogonal Hadamard code $W_{M,I}$, and the permuted orthogonal Hadamard code $PW_{M,Q}$ that $W_{M,Q}$ and a predetermined sequence P are complex-multiplied, a spreading unit 300 for multiplying the output signal from the complex multiplier 900 by the spreading code, a filter 400 for filtering the output signal from the spreading unit 300, and a modulator 500 for multiplying and modulating the modulation carrier wave, summing the in-phase signal and the quadrature phase signal and outputting a modulation signal of the real number.

[0071] Here, the construction of the spreading unit 300, the filter 400 and the modulator 500 is the same as the embodiment of Figure 4 except for the following construction. Namely, comparing to the embodiment of Figure 4, in the construction of Figure 9, the multiplication of the complex type orthogonal Hadamard sequence performed by the complex multipliers 100 through 100n are separated and connected in the rear portion of the summing unit, and the channel-wise multiplication by the complex type orthogonal Harmard sequence is not implemented. Namely, the two group summed signal is multiplied by the complex type orthogonal Hadamard sequence.

[0072] The first orthogonal Hadamard sequence multiplier 600 outputs $\sum_{n=1}^K (\alpha_{n1} W_{M,n1} X_{n1})$ which is summed by

the first adder 810 by summing $\alpha_{11} W_{M,11} X_{11}$ which is obtained by the first adder 810 by multiplying the orthogonal Hadamard sequence $W_{M,11}$ by the first data X_{11} of the first block and the gain α_{11} , respectively, $\alpha_{21} W_{M,21} X_{21}$ which is obtained by multiplying the orthogonal Hadamard sequence $W_{M,21}$ by the second data X_{21} of the first block and the gain α_{21} , respectively, and $\alpha_{n1} W_{M,n1} X_{n1}$ which is obtained by multiplying the orthogonal Hadamard sequence $W_{M,n1}$ by the n-th data X_{n1} of the first block and the gain α_{n1} .

[0073] The second orthogonal Hadamard sequence multiplier 700 outputs $\sum_{n=1}^K (\alpha_{n2} W_{M,n2} X_{n2})$ which is summed by

the second adder 820 by summing $\alpha_{12} W_{M,12} X_{12}$ which is obtained by multiplying the orthogonal Hadamard sequence $W_{M,12}$ by the first data X_{12} of the second block and the gain α_{12} , respectively, $\alpha_{22} W_{M,22} X_{22}$ which is obtained by multiplying the orthogonal Hadamard sequence $W_{M,22}$ by the second data X_{22} of the second block and the gain α_{22} , respectively, and $\alpha_{n2} W_{M,n2} X_{n2}$ which is obtained by multiplying the orthogonal Hadamard sequence $W_{M,n2}$ by the n-th data X_{n2} of the second block and the gain α_{n2} . Here, the block represents one group split into 1 group.

[0074] The signal outputted from the first adder 810 forms an in-phase data, and the signal outputted from the second

adder 820 forms a quadrature phase data and outputs $\sum_{n=1}^K (\alpha_{n1} W_{M,n1} X_{n1} + j \alpha_{n2} W_{M,n2} X_{n2})$. In addition, the complex

multiplier 900 multiplies the complex output signals from the first and second adders 810 and 820 by a complex type signal that is comprised of an orthogonal Hadamard code $W_{M,I}$ and $PW_{M,Q}$ which results from the multiplication of the orthogonal Hadamard code $W_{M,Q}$ by the sequence P and outputs an in-phase signal and a quadrature phase signal. Namely, the complex output signals from the first and second adders 810 and 820 are complex-multiplied by the complex type signals of $W_{M,I} + jP W_{M,Q}$ by the complex multiplier.

[0075] The spreading unit 300 multiplies the output signal from the complex multiplier 900 by the spreading code SCI and spreads the same. The thusly spread signals are filtered by the pulse shaping filters 410 and 420. The modulation carrier waves of $\cos(2\pi f_c t)$ and $\sin(2\pi f_c t)$ are summed by the modulation multipliers 510 and 520 and then modulated for thereby outputting $s(t)$.

[0076] Namely, the following equation is obtained.

$$\left(\sum_{n=1}^K (\alpha_{n1} W_{M,n1} X_{n1} + j \alpha_{n2} W_{M,n2} X_{n2}) \right) \otimes (W_{M,I} + j P W_{M,Q}) \otimes SCI.$$

where K represents an integer greater than or equal to 1.

[0077] Figure 10 illustrates an embodiment that two channel data are complex-multiplied. A channel data X_{11} is allocated to the first orthogonal Hadamard sequence multiplier 600 and another channel data X_{12} is allocated to the second orthogonal Hadamard sequence multiplier 700.

[0078] Here, the orthogonal Hadamard sequence multiplier includes a first multiplier 610 for multiplying the first data X_{11} by the gain α_{11} , a second multiplier 611 for multiplying the output signal from the first multiplier 610 by the orthogonal Hadamard sequence $W_{M,11}$, a third multiplier 710 for multiplying the second data X_{12} by the gain α_{12} , and a fourth multiplier 711 for multiplying the output signal from the third multiplier 710 by the orthogonal Hadamard sequence $W_{M,12}$. At this time, since one channel is allocated to one group, the summing unit is not used.

[0079] The complex multiplier 900 includes fifth and sixth multipliers 901 and 902 for multiplying the output signal $\alpha_{11} W_{M,11} X_{11}$ from the second multiplier 611 and the output signal $\alpha_{12} W_{M,12} X_{12}$ from the fourth multiplier 711 by the orthogonal Hadamard sequence $W_{M,I}$, seventh and eighth multipliers 903 and 904 for multiplying the output signal $\alpha_{11} W_{M,11} X_{11}$ from the second multiplier 611 and the output signal $\alpha_{12} W_{M,12} X_{12}$ from the fourth multiplier 711 by the permuted orthogonal Hadamard sequence $PW_{M,Q}$, a first adder 905 for summing the output signal (+ac) from the fifth multiplier 901 and the output signal (-bd) from the seventh multiplier 903 and outputting an in-phase information (ac-bd), and a second adder 906 for summing the output signal (bc) from the sixth multiplier 902 and the output signal (ad) from the eighth multiplier 904 and outputting a quadrature phase information (bc+ad).

[0080] Therefore, the first and second multipliers 610 and 611 multiply the data X_{11} by the orthogonal Hadamard

sequence $W_{M,11}$ and the gain α_{11} for thereby obtaining $\alpha_{11} W_{M,11} X_{11}$ (=a). In addition, the third and fourth multipliers 710 and 711 multiply the data X_{12} by the orthogonal Hadamard sequence $W_{M,12}$ and the gain α_{12} for thereby obtaining $\alpha_{12} W_{M,12} X_{12}$ (=b). The fifth and sixth multipliers 901 and 902 multiply $\alpha_{11} W_{M,11} X_{11}$ (=a) and $\alpha_{12} W_{M,12} X_{12}$ (=b) by the orthogonal Hadamard sequence $W_{M,I}$ (=c) for thereby obtaining $\alpha_{11} W_{M,11} X_{11} W_{M,I}$ (=ac) and $\alpha_{12} W_{M,12} X_{12} W_{M,I}$ (=bc).

[0081] The seventh and eighth multipliers 903 and 904 multiply $\alpha_{11} W_{M,11} X_{11}$ (=a) and $\alpha_{12} W_{M,12} X_{12}$ (=b) by the permuted orthogonal Hadamard sequence $PW_{M,Q}$ for thereby obtaining $\alpha_{11} W_{M,11} X_{11} PW_{M,Q}$ (=ad) and $\alpha_{12} W_{M,12} X_{12} PW_{M,Q}$ (=bd).

[0082] In addition, the first adder 905 obtains $(\alpha_{11} W_{M,11} X_{11} W_{M,I}) - (\alpha_{12} W_{M,12} X_{12} PW_{M,Q})$ (=ac-bd), namely, $\alpha_{12} W_{M,12} X_{12} PW_{M,Q}$ (bd) is subtracted from $\alpha_{11} W_{M,11} X_{11} W_{M,I}$ (=ac), and the second adder 906 obtains $(\alpha_{11} W_{M,11} X_{11} PW_{M,Q}) + (\alpha_{12} W_{M,12} X_{12} W_{M,I})$ (=ad+bc), namely, $(\alpha_{11} W_{M,11} X_{11} PW_{M,Q})$ (=ad) is summed by $(\alpha_{12} W_{M,12} X_{12} W_{M,I})$ (bc).

[0083] Figure 10 illustrates the complex multiplier 900 shown in Figure 9. Assuming that $\alpha_{11} W_{M,11} X_{11}$ is "a", $\alpha_{12} W_{M,12} X_{12}$ is "b", the orthogonal Hadamard sequence $W_{M,I}$ is "c", and the permuted orthogonal Hadamard sequence $PW_{M,Q}$ is "d", since $(a+jb)(c+jd)=ac-bd+j(bc+ad)$, the signal from the complex multiplier 900 becomes the in-phase information ac-bd and the quadrature phase information bc+ad.

[0084] The in-phase data and the quadrature phase data are spread by the spreading unit 300 based on the spreading code (for example, PN code). In addition, the I channel signal which is the in-phase information and the Q channel signal which is the quadrature phase information signal are filtered by the first and second pulse shaping filters 410 and 420. The first and second multipliers 510 and 520 multiply the output signals from the first and second pulse shaping filters 410 and 420 by $\cos(2\pi f_c t)$ and $\sin(2\pi f_c t)$. The output signals from the multipliers 510 and 520 are summed and modulated by the adder 530 which outputs $S(t)$.

[0085] In the embodiment as shown in Figure 9, identically to the embodiment as shown in Figure 4, for the orthogonal Hadamard sequence, the Walsh code or other orthogonal code may be used. In addition, in the orthogonal Hadamard sequence of each channel, the sequence vector of the k-th column or row is set to W_{k-1} in the $M \times M$ Hadamard matrix. Therefore, $\alpha_{n1} W_0 X_{n1} + j\alpha_{n2} W_{2p} X_{n2}$ and $W_0 + jPW_1$ are complex-multiplied based on $W_{M,n1}=W_0$, $W_{M,n2}=W_{2p}$ (where p represents a predetermined number in a range from 0 to $(M/2)-1$).

[0086] The orthogonal Hadamard sequence is allocated to each channel based on the above-described operation, and if there remain other channels which are not allocated the orthogonal Hadamard sequence by the above-described operation, and if there remain other channel which are not allocated the orthogonal Hadamard sequence by the above-described operation, then any row or column vector from the Hamard matrix can be selected.

[0087] Figure 11 illustrates an embodiment of the POCQPSK for the voice service. In this case, two channels, namely, the pilot channel and the data of traffic channels are multiplied by the gain and orthogonal Hadamard sequence, and two channel signals are inputted into the complex multiplier 900 in the complex type, and the orthogonal Hadamard sequence of the complex type is multiplied by the complex multiplier 900.

[0088] Figure 12 illustrates the construction of a data service having a good quality voice service and low transmission rate. In this case, the pilot channel and signaling channel are allocated to the first orthogonal Hadamard sequence multiplier 700, and the traffic channel is allocated to the second orthogonal Hadamard sequence multiplier 700.

[0089] Figure 13A illustrates the construction for a data service of a high transmission rate. As shown therein, the data transmitted at a rate of R bps has the QPSK data type and are transmitted at R/2 bps through the serial to parallel converter. As shown in Figure 13B, the system may be constituted so that the input data (traffic 1 and traffic 2) have the identical gains ($\alpha_{31}=\alpha_{12}$). Here, when the data having high transmission rate are separated into two channels, the gain allocated to each channel should be determined to the identical gain for thereby eliminating the phase dependency.

[0090] Figures 14A and 14B illustrate the construction of the multichannel service. In this case, the data (traffic) having a high transmission rate is converted into the QPSK data for R/2 bps through the serial to parallel converter and then is distributed to the first orthogonal Hadamard sequence multiplier 600 and the second Hadamard sequence multiplier 700, and three channels are allocated to the first orthogonal Hadamard sequence multiplier 600 and two channels are allocated to the second orthogonal Hadamard sequence multiplier 700.

[0091] As shown in Figure 14B, the serial to parallel converter is not used, and when the data (traffic) is separated into two channel data (Traffic 1) and (traffic 2) and then is inputted, the gain adapted to each channel adapts the identical gains ($\alpha_{31}=\alpha_{12}$).

[0092] Figure 15A is a phase trajectory view of an OCQPSK according to the present invention, Figure 15B is a phase trajectory view of a POCQPSK according to the present invention, and Figure 15C is a phase trajectory view of a complex spreading method according to PN complex spreading method of the present invention.

[0093] As shown therein, when comparing the embodiments of Figure 15A, 15B and 15C, the shapes of the trajectories and the zero points are different. In a view of the power efficiency, there is also a difference. Therefore, the statistical distribution of the peak power-to-average power ratio is different.

[0094] Figure 7 illustrates a characteristic illustrating a statistical distribution of a peak power-to-average power ratio of the CDMA ONE method compared to the OCQPSK method and the POSQPSK.

[0095] In order to provide the identical condition, the power level of the signal channel is controlled to be the same as the power level of the communication channel, and the power level of the pilot channel is controlled to be lower than the power level of the communication channel by 4dB, and then the statistical distribution of the peak power-to-average power ratio is compared.

[0096] In the case of the POCQPSK according to the present invention, in the first block 600 of Figure 9, $W_{M,11}=W_0$, and $W_{M,21}=W_2$ are implemented, and in the second block 700, $W_{M,12}=W_4$, and $W_{M,1}=W_0$ and $W_{M,Q}=W_1$ are implemented. For the value of P, the spreading code is used so that consecutive two sequences have the identical value.

[0097] For example, the probability that the instantaneous power exceeds the average power value (0dB) by 4dB is 0.1% based on POCQPSK, and the complex spreading method is 2%. Therefore, in view of the power efficiency, the method adapting the CDMA technique according to the present invention is a new modulation method having excellent characteristic.

[0098] As described above, in the OCQPSK according to the present invention, the first data and the second data are multiplied by the gain and orthogonal code, and the resultant values are complex-summed, and the complex summed value is complex-multiplied by the complex type orthogonal code. The method that the information of the multichannel of the identical structure is summed and then spread is used. Therefore, this method statistically reduces the peak power-to-average power ratio to the desired range.

[0099] In addition, in the POCQPSK according to the present invention, the data of the first block and the data of the second block are multiplied by the gain and the orthogonal code, respectively, and the permuted orthogonal spreading code of the complex type is complex-multiplied and then spread. Therefore, this method statistically reduces the peak power-to-average power ratio to the desired range, and it is possible to decrease the phase dependency based in the multichannel interference and the multiuser interference using the combined orthogonal Hadamard sequence.

[0100] Although the preferred embodiments of the present invention have been disclosed for illustrative purposes, those skilled in the art will appreciate that various modifications, additions and substitutions are possible, without departing from the scope and spirit of the invention as recited in the accompanying claims.

[0101] A first aspect provides an orthogonal complex spreading method for a multichannel, comprising the steps of:

complex-summing $\alpha_{n1}W_{M,n1}X_{n1}$ which is obtained by multiplying an orthogonal Hadamard sequence $W_{M,n1}$ by a first data X_{n1} and gain α_{n1} of a n-th block and $\alpha_{n2}W_{M,n2}X_{n2}$ which is obtained by multiplying an orthogonal Hadamard sequence $W_{M,n2}$ by a second data X_{n2} and gain α_{n2} of a n-th block;

complex-multiplying $\alpha_{n1}W_{M,n1}X_{n1}+j\alpha_{n2}W_{M,n2}X_{n2}$ which is summed in the complex type and $W_{M,n3}+jW_{M,n4}$ of the complex type using a complex multiplier and outputting as an in-phase information and quadrature phase information; and

summing only in-phase information outputted from a plurality of blocks and only quadrature phase information outputted therefrom and spreading the same using a spreading code.

[0102] A second aspect comprises the first aspect, wherein said spreading code spreads to an I channel and Q channel using the in-phase information and the quadrature phase information as one spreading code.

[0103] A third aspect comprises the first aspect, wherein said spreading code is spread to an I channel signal by multiplying an in-phase information and an quadrature phase information by a first spreading code, multiplying the in-phase information and the quadrature phase information by a second spreading code and forming I channel signal by subtracting the quadrature phase information to which the second spreading code is multiplied from the in-phase information to which the first spreading code is multiplied and forming Q channel signal by summing the quadrature phase information to which the first spreading code is multiplied and the in-phase information to which the second spreading code is multiplied.

[0104] A fourth aspect comprises the first aspect, wherein said orthogonal Hadamard sequence uses a Walsh code.

[0105] A fifth aspect comprises the first aspect, wherein in said step for multiplying the orthogonal Hadamard sequence, a sequence vector of a k-th column or row is set to W_{k-1} in a $M \times M$ ($M=4$) Hadamard matrix, and in the case of one block, $\alpha_{11}W_0X_{00}+j\alpha_{12}W_2X_{12}$ and W_0+jW_1 is complex-multiplied based on $W_{M,11}=W_0$, $W_{M,12}=W_2$, and $W_{M,13}=W_0$, $W_{M,14}=W_1$.

[0106] A sixth aspect comprises the fifth aspect, wherein $\alpha_{11}W_0X_{11}+j\alpha_{12}W_4X_{12}$ and W_0+jW_1 are complex-multiplied based on $M=8$ and $W_{M,12}=W_4$.

[0107] A seventh aspect comprises the first aspect, wherein in said step for multiplying the orthogonal Hadamard sequence, a sequence vector of a k-th column or row is set to a W_{k-1} in a $M \times M$ (M is a natural number) Hadamard matrix, and $\alpha_{n1}W_0X_{n1}+j\alpha_{n2}W_{2p}X_{n2}$ and $W_{2n-2}+jW_{2n-1}$ are complex-multiplied based on $W_{M,n1}=W_0$, $W_{M,n2}=W_{2p}$ (where p represents a predetermined number in a range from 0 to $(M/2)-1$) and $W_{M,n3}=W_{2n-2}$, $W_{M,n4}=W_{2n-1}$ (where n represents a n-th block number).

[0108] An eighth aspect comprises the first aspect, wherein in the case of two blocks, a resultant value which is obtaining by setting a sequence vector of a k-th column or row to a W_{k-1} in a $M \times M$ ($M=8$) Hadamard matrix and complex-multiplying $\alpha_{11}W_0X_{11}+j\alpha_{12}W_4X_{12}$ and W_0+jW_1 based on $W_{M,11}=W_0$, $W_{M,12}=W_4$, $W_{M,13}=W_0$, $W_{M,14}=W_1$, and a

resultant value which is obtained by complex-multiplying $\alpha_{21}W_0X_{21}+j\alpha_{22}W_4X_{22}$ and W_2+jW_3 based on $W_{M,21}=W_0$, $W_{M,22}=W_4$, $W_{M,23}=W_2$, $W_{M,24}=W_3$ are summed.

[0109] A ninth aspect comprises the eighth aspect, wherein a resultant value which is obtained by complex-multiplying $a_{11}W_0X_{11}+j\alpha_{12}W_6X_{12}$ and W_0+jW_1 based on $W_{M,12}=W_6$, and $W_{M,22}=W_6$, and $\alpha_{21}W_0X_{21}+j\alpha_{22}W_6X_{22}$ and W_2+jW_3 are summed.

[0110] A tenth aspect provides an orthogonal complex spreading apparatus, comprising:

a plurality of complex multiplication blocks for distributing the data of the multichannel and complex signal $\alpha_{n1}W_{M,n1}X_{n1}+j\alpha_{n2}W_{M,n2}X_{n2}$, of which a $\alpha_{n1}W_{M,n1}X_{n1}$ which is obtained by multiplying the orthogonal Hadamard sequence $W_{M,n1}$ with the first data X_{n1} of the n-th block and the gain α_{n1} and $\alpha_{n2}W_{M,n2}X_{n2}$ which is obtained by multiplying the orthogonal Hadamard sequence $W_{M,n2}$ with the second data X_{n2} of the n-th block and the gain α_{n2} are constituents, are complex-multiplied by $W_{M,n3}+jW_{M,n4}$ using the complex multiplier;

a summing unit for summing only the in-phase information outputted from each block of the plurality of the complex multiplication blocks and summing only the quadrature phase information outputted from each block of the plurality of the complex multiplier blocks; and

a spreading unit for multiplying the in-phase information and the quadrature phase information which are summed by the summing unit by the spreading code and outputting an I channel and a Q channel.

[0111] An eleventh aspect comprises the tenth aspect, wherein in said spreading unit, the in-phase information and the quadrature phase information summed by the summing unit are multiplied by the first and second spreading codes, the quadrature phase information to which the second spreading code is multiplied is subtracted from the in-phase information to which the first spreading code is multiplied for thereby outputting an I channel, and the in-phase information to which the second spreading code is summed by the quadrature phase information to which the first spreading code is multiplied for thereby outputting a Q channel.

[0112] A twelfth aspect comprises the tenth aspect, wherein said complex multiplication block includes:

a first multiplier for multiplying the first data X_{n1} of a corresponding block by the orthogonal Hadamard sequence $W_{M,n1}$;

a second multiplier for multiplying the output signal from the first multiplier by the gain α_{n1} ;

a third multiplier for multiplying the second data X_{n2} by the orthogonal Hadamard sequence $W_{M,n2}$;

a fourth multiplier for multiplying the output signal from the third multiplier by the gain α_{n2} ;

fifth and sixth multipliers for multiplying the output signal $\alpha_{n1}W_{M,n1}X_{n1}$ from the second multiplier and the output signal $\alpha_{n2}W_{M,n2}X_{n2}$ from the fourth multiplier by the orthogonal Hadamard sequence $W_{M,n3}$;

seventh and eighth multipliers for multiplying the output signal $\alpha_{n1}W_{M,n1}X_{n1}$ from the second multiplier and the output signal $\alpha_{n2}W_{M,n2}X_{n2}$ from the fourth multiplier by the orthogonal Hadamard sequence $W_{M,n4}$;

a first adder for summing the output signal (ac) from the fifth multiplier and the minus output signal (-bd) from the eighth multiplier and outputting an in-phase information (ac-bd); and

a second adder for summing the output signal (bc) from the sixth multiplier and the output signal (ad) from the seventh multiplier and outputting a quadrature phase information (bc+ad).

[0113] A thirteenth aspect comprises the tenth aspect, wherein said orthogonal Hadamard sequence uses a predetermined type of the orthogonal code.

[0114] A fourteenth aspect provides a permuted orthogonal complex spreading method for a multichannel, comprising the steps of:

complex-summing $\alpha_{n1}W_{M,n1}X_{n1}$ which is obtained by multiplying a predetermined orthogonal Hadamard sequence $W_{M,n1}$ by a data X_{n1} and a gain α_{n1} and $\alpha_{n2}W_{M,n2}X_{n2}$ which is obtained by multiplying the orthogonal Hadamard sequence $W_{M,n2}$ of the second block by a predetermined data X_{n2} and a gain α_{n2} in the first block during a multichannel data distribution;

summing only the in-phase information based on the output signals from a plurality of other channels from two blocks and summing only the quadrature phase information; and

complex-multiplying $\sum_{n=1}^K (\alpha_{n1}W_{M,n1}X_{n1} + j\alpha_{n2}W_{M,n2}X_{n2})$ which are summed in the complex type and $W_{M,I}+jP-$

$W_{M,Q}$ which are formed of P representing a predetermined sequence or a spreading code or a predetermined integer using a complex multiplier and $W_{M,I}$ and $W_{M,Q}$ which are the orthogonal Hadamard sequences, and outputs the signal as an in-phase information and a quadrature phase information.

[0115] A fifteenth aspect comprises the fourteenth aspect, wherein said spreading code spreads the in-phase information and the quadrature phase information to an I channel and Q channel using one spreading code.

[0116] A sixteenth aspect comprises the fourteenth aspect, wherein P represents a predetermined sequence or a predetermined spreading code or a predetermined integer.

[0117] A seventeenth aspect comprises the fourteenth aspect wherein a sequence vector of the k-th column or row is set to W_{k-1} based on the MxM Hadamard matrix, the conditions $W_{M,I}=W_0$, $W_{M,Q}=W_{2q+1}$ (where q represents a predetermined number in a range from 0 to (M/2)-1) are obtained, and a predetermined spreading code for P is configured so that consecutive two sequences have the identical values.

[0118] An eighteenth aspect comprises the fourteenth aspect, wherein P is varied in accordance with a communication environment and service type. A nineteenth aspect comprises, the fourteenth aspect, wherein said orthogonal Hadamard sequence uses a Walsh code.

[0119] A twentieth aspect comprises the fourteenth aspect, wherein in said step for multiplying the orthogonal Hadamard sequences, the sequence vector of the k-th column or row is set to W_{k-1} based on the MxM (M=4) Hadamard matrix, and in the case that two data are transmitted, the conditions $W_{M,11}=W_0$, $W_{M,12}=W_2$, and $W_{M,I}=W_0$, $W_{M,Q}=W_1$ are determined for thereby complex-multiplying $\alpha_{11}W_0X_{11}+j\alpha_{12}W_2X_{12}$ and W_0+jPW_1 .

[0120] A twenty-first aspect comprises the twentieth aspect, wherein said $\alpha_{11}W_0X_{11}+j\alpha_{12}W_2X_{12}$ and W_0+jPW_1 are complex-multiplied based on M=8 and $W_{M,12}=W_4$.

[0121] A twenty-second aspect comprises the fourteenth aspect, wherein in said step for multiplying the orthogonal Hadamard sequence, a sequence vector of the k-th column or row is set to W_{k-1} based on the MxM Hadamard matrix, the conditions $W_{M,n1}=W_0$, $W_{M,n2}=W_{2q+1}$ (where q represents a predetermined number in a range from 0 to (M/2)-1) are obtained and the conditions $W_{M,I}=W_0$, $W_{M,Q}=W_1$ (where n represent a n-th block number) for thereby complex-multiplying $\alpha_{n1}W_0X_{n1}+j\alpha_{n2}W_{2q}X_{n2}$ and W_0+jPW_1 .

[0122] A twenty-third aspect comprises the fourteenth aspect, wherein in said spreading unit, the in-phase information and the quadrature phase information summed by the summing unit are multiplied by the first and second spreading codes, the quadrature phase information to which the second spreading code is multiplied is subtracted from the in-phase information to which the first spreading code is multiplied for thereby forming an I channel, and the in-phase information to which the second spreading code is multiplied is summed by the quadrature phase information to which the first spreading code is multiplied for thereby outputting a Q channel.

[0123] A twenty-fourth aspect comprises the fourteenth aspect, wherein said complex multiplication block includes:

a first multiplier for multiplying the first data X_{n1} of a corresponding block by the gain α_{n1} ;

a second multiplier for multiplying the output signal from the first multiplier by the orthogonal Hadamard sequence $W_{M,n1}$;

a third multiplier for multiplying the second data X_{n2} by the gain α_{n2} ;

a fourth multiplier for multiplying the output signal from the third multiplier by the orthogonal Hadamard sequence $W_{M,n2}$;

fifth and sixth multipliers for multiplying the output signal $\alpha_{n1}W_{M,n1}X_{n1}$ from the second multiplier and the output signal $\alpha_{n2}W_{M,n2}X_{n2}$ from the fourth multiplier by the orthogonal Hadamard sequence $W_{M,I}$;

seventh and eighth multipliers for multiplying the output signal $\alpha_{n1}W_{M,n1}X_{n1}$ from the second multiplier and the output signal $\alpha_{n2}W_{M,n2}X_{n2}$ from the fourth multiplier by the orthogonal Hadamard sequence $W_{M,Q}$;

a first adder for summing the output signal (ac) from the fifth multiplier and the minus output signal (-bd) from the eighth multiplier and outputting an in-phase information (ac-bd); and

a second adder for summing the output signal (bc) from the sixth multiplier and the output signal (ad) from the seventh multiplier and outputting a quadrature phase information (bc+ad).

[0124] A twenty-fifth aspect comprises the fourteenth aspect, wherein a combined orthogonal Hadamard sequence is used instead the orthogonal Hadamard sequence in order to eliminate the phase dependency due to an interference occurring a multipath type of a self signal and an interference occurring by other users.

[0125] A twenty-sixth aspect provides a permuted orthogonal complex spreading apparatus for a multichannel, comprising:

first and second Hadamard sequence multipliers for allocating the multichannel to a predetermined number of channels, splitting the same into two groups and outputting $\alpha_{n1}W_{M,n1}X_{n1}$ which is obtained by multiplying the data X_{n1} of each channel by the gain α_{n2} and the orthogonal Hadamard sequence $W_{M,n1}$;

a first adder for outputting $\sum_{n=1}^K (\alpha_{n1}W_{M,n1}X_{n1})$ which is obtained by summing the output signals from the first

Hadamard sequence multiplier;

a second adder for outputting $\sum_{n=1}^K (\alpha_{n2} W_{M,n2} X_{n2})$ which is obtained by summing the output signals from the

second Hadamard sequence multiplier;

a complex multiplier for receiving the output signal from the first adder and the output signal from the second adder

in the complex form of $\sum_{n=1}^K (\alpha_{n1} W_{M,n1} X_{n1} + j \alpha_{n2} W_{M,n2} X_{n2})$ and complex-multiplying $W_{M,1} + jPW_{M,Q}$ which consist

of the orthogonal Hadamard code $W_{M,1}$, and the permuted orthogonal Hadamard code $PW_{M,Q}$ that $W_{M,Q}$ and a

predetermined sequence P are complex-multiplied;

a spreading unit for multiplying the output signal from the complex multiplier by the spreading code;

a filter for filtering the output signal from the spreading unit; and

a modulator for multiplying and modulating the modulation carrier wave, summing the in-phase signal and the quadrature phase signal and outputting a modulation signal of the real number.

[0126] A twenty-seventh aspect comprises the twenty-sixth aspect, wherein in the case of three channels, a sequence vector of the k-th column or row is set to W_{k-1} based on the $M \times M$ ($M=8$) Hadamard matrix, and $W_{M,11}=W_0$, $W_{M,12}=W_4$, $W_{M,21}=W_2$, and $W_{M,1}=W_0$, $W_{M,Q}=W_1$ are determined, and the summed value which is obtained by summing $\alpha_{11}W_0X_{11}+j\alpha_{12}W_4X_{12}$, and $\alpha_{21}W_2X_{21}$ is complex-multiplied by W_0+jPW_1 .

[0127] A twenty-eighth aspect comprises the twenty-sixth aspect, wherein in the case of three channels, a sequence vector of the k-th column or row is set to W_{k-1} based on the $M \times M$ Hadamard matrix, and $W_{M,11}=W_0$, $W_{M,12}=W_2$, and $W_{M,1}=W_0$, $W_{M,Q}=W_1$ are determined based on $M=8$, and the summed value which is obtained by summing $\alpha_{11}W_0X_{11}+j\alpha_{12}W_2X_{12}$ and $\alpha_{21}W_8X_{21}$ is complex-multiplied by W_0+jPW_1 based on $M=16$.

[0128] A twenty-ninth aspect comprises the twenty-sixth aspect, wherein in the case of four channels, a sequence vector of the k-th column or row is set to W_{k-1} based on the $M \times M$ ($M=8$) Hadamard matrix, and $W_{M,11}=W_0$, $W_{M,12}=W_4$, $W_{M,21}=W_2$, $W_{M,31}=W_6$, and $W_{M,1}=W_0$, $W_{M,Q}=W_1$ are determined, and the summed value which is obtained by summing $\alpha_{11}W_0X_{11}+j\alpha_{12}W_4X_{12}$, $\alpha_{21}W_2X_{21}$ and $\alpha_{31}W_6X_{31}$ is complex-multiplied by W_0+jPW_1 .

[0129] A thirtieth aspect comprises the twenty-sixth aspect, said in the case of four channels, a sequence vector of the k-th column or row is set to W_{k-1} based on the $M \times M$ Hadamard matrix, and $W_{M,11}=W_0$, $W_{M,12}=W_4$, $W_{M,31}=W_2$, $W_{M,1}=W_0$, $W_{M,Q}=W_1$ are determined based on $M=8$ and $W_{M,21}=W_8$ is determined based on $M=16$, and the summed value which is obtained by summing $\alpha_{11}W_0X_{11}+j\alpha_{12}W_4X_{12}$, $\alpha_{21}W_8X_{21}$ and $\alpha_{31}W_2X_{31}$ is complex-multiplied by W_0+jPW_1 .

[0130] A thirty-first aspect comprises the twenty-sixth aspect, in the case of five channels, a sequence vector of the k-th column or row is set to W_{k-1} based on the $M \times M$ ($M=8$) Hadamard matrix, and $W_{M,11}=W_0$, $W_{M,12}=W_4$, $W_{M,21}=W_2$, $W_{M,31}=W_6$, $W_{M,22}=W_1$, and $W_{M,1}=W_0$, $W_{M,Q}=W_1$ are determined, and the summed value which is obtained by summing $\alpha_{11}W_0X_{11}+j\alpha_{12}W_4X_{12}$, $\alpha_{21}W_8X_{21}+j\alpha_{22}W_1X_{22}$ and $\alpha_{31}W_6X_{31}$ is complex-multiplied by W_0+jPW_1 .

[0131] A thirty-second aspect comprises the twenty-sixth aspect, wherein in the case of five channels, a sequence vector of the k-th column or row is set to W_{k-1} based on the $M \times M$ ($M=8$) Hadamard matrix, and $W_{M,11}=W_0$, $W_{M,12}=W_4$, $W_{M,21}=W_2$, $W_{M,31}=W_6$, $W_{M,22}=W_3$, and $W_{M,1}=W_0$, $W_{M,Q}=W_1$ are determined, and the summed value which is obtained by summing $\alpha_{11}W_0X_{11}+j\alpha_{12}W_4X_{12}$, $\alpha_{21}W_8X_{21}+j\alpha_{22}W_3X_{22}$ and $\alpha_{31}W_6X_{31}$ is complex-multiplied by W_0+jPW_1 . A thirty-third aspect comprises the twenty-sixth aspect, wherein in the case of five channels, a sequence vector of the k-th column or row is set to W_{k-1} based on the $M \times M$ Hadamard matrix, and $W_{M,11}=W_0$, $W_{M,12}=W_4$, $W_{M,31}=W_2$, $W_{M,22}=W_6$, and $W_{M,1}=W_0$, $W_{M,Q}=W_1$ are determined based on $M=8$ and $W_{M,21}=W_8$ is determined based on $M=16$, and the summed value which is obtained by summing $\alpha_{11}W_0X_{11}+j\alpha_{12}W_4X_{12}$, $\alpha_{21}W_8X_{21}+j\alpha_{22}W_6X_{22}$ and $\alpha_{31}W_2X_{31}$ is complex-multiplied W_0+jPW_1 .

[0132] A thirty-fourth aspect comprises the twenty-ninth aspect, wherein a gain α_{n1} and a gain α_{n2} are the identical gain in order to remove the phase dependency by an interference occurring in a multipath of a self signal and an interference occurring by other users.

[0133] A thirty-fifth aspect comprises the twenty-ninth aspect, wherein a gain α_{12} and a gain α_{31} are the identical gain in order to remove the phase dependency by an interference occurring in a multipath of a self signal and an interference occurring by other users.

[0134] A thirty-sixth aspect comprises the twenty-sixth aspect, wherein a combined orthogonal Hadamard sequence is used instead the orthogonal Hadamard sequence in order to eliminate the phase dependency due to an interference occurring a multipath type of a self signal and an interference occurring by other users.

[0135] A thirty-seventh aspect comprises the thirty-sixth aspect, wherein in the case of two channel, a sequence vector of the k-th column or row of the $M \times M$ ($M=8$) Hadamard matrix is set to W_{k-1} , and a sequence vector of the m-th column or row is set to W_m , the first $M/2$ or the last $M/2$ is obtained from the vector W_{1-1} , and the last $M/2$ or the first $M/2$ is

obtained from W_{m-1} , so that the combined orthogonal Hadamard vector is set to $W_{k-1//m-1}$, and the summed value of $\alpha_{11}W_0X_{11}+j\alpha_{12}W_{4//1}X_{12}$ and $W_0+jPW_{1//4}$ are complex-multiplied based on $W_{M,11}=W_0$, $W_{M,12}=W_{4//1}$, and $W_{M,J}=W_0$, $W_{H,Q}=W_{1//4}$.

[0136] A thirty-eighth aspect comprises the thirty-sixth aspect, wherein in the case of three channels, a sequence vector of the k-th column or row of the $M \times M$ ($M=8$) Hadamard matrix is set to W_{k-1} , and a sequence vector of the m-th column or row is set to W_m , the first M/2 or the last M/2 is obtained from the vector W_{k-1} , and the last M/2 or the first M/2 is obtained from W_{m-1} , so that the combined orthogonal Hadamard vector is set to $W_{k-1//m-1}$, and the summed value of $\alpha_{11}W_0X_{11}+j\alpha_{12}W_{4//1}X_{12}$ and $\alpha_{21}W_2X_{21}$ and $W_0+jPW_{1//4}$ are complex-multiplied based on $W_{M,11}=W_0$, $W_{M,12}=W_{4//1}$, $W_{M,21}=W_2$, and $W_{M,I}=W_0$, $W_{M,Q}=W_{1//4}$.

[0137] A twenty-ninth aspect comprises the thirty-sixth aspect, wherein in the case of two channels, a sequence vector of the k-th column or row of the $M \times M$ ($M=8$) Hadamard vector matrix is set to W_{k-1} , and a sequence vector of the m-th column or row is set to W_m , the first M/2 or the last M/2 is obtained from the vector W_{k-1} , and the last M/2 or the first M/2 is obtained from W_{m-1} , so that the combined orthogonal Hadamard vector is set to $W_{k-1//m-1}$, and the summed value of $\alpha_{11}W_0X_{11}+j\alpha_{12}W_{2//1}X_{12}$ and $W_0+jPW_{1//2}$ are complex-multiplied based on $W_{M,11}=W_0$, $W_{M,12}=W_{2//1}$, and $W_{M,I}=W_0$, $W_{M,Q}=W_{1//2}$.

[0138] A fourteenth aspect comprises the thirty-sixth aspect, in the case of three channels, a sequence vector of the k-th column or row of the $M \times M$ ($M=8$) Hadamard vector matrix is set to $W_{1:-1}$, and a sequence vector of the m-th column or row is set to W_m , the first M/2 or the last M/2 is obtained from the vector W_{k-1} , and the last M/2 or the first M/2 is obtained from W_{m-1} , so that the combined orthogonal Hadamard vector is set to $W_{k-1//m-1}$, and the summed value of $\alpha_{11}W_0X_{11}+j\alpha_{12}W_{2//1}X_{12}$ and $\alpha_{21}W_4X_{21}$ and $W_0+jPW_{1//2}$ are complex-multiplied based on $W_{M,11}=W_0$, $W_{M,12}=W_{2//1}$, $W_{M,21}=W_4$, and $W_{M,I}=W_0$, $W_{M,Q}=W_{1//2}$.

Claims

1. An orthogonal complex spreading method for multiple channels allocating at least two input channels to first and second groups, comprising steps of:

generating a first output signal by multiplying (600) a first orthogonal sequence by first data and a first gain, outputting a first output;

generating a second output signal by multiplying (700) a second orthogonal sequence by a second data and a second gain; **characterized by**

generating a complex code by summing (810, 820) the first output signal and the second output signal in the complex form, and

complex-multiplying (900) the complex code by $SC(OS_3+jPOS_4)$, wherein

SC is a spreading code, OS_3 and OS_4 are orthogonal sequences, and P is a predetermined sequence.

2. The method of Claim 1 wherein said predetermined sequence P is configured so that two consecutive elements of the predetermined sequence have identical values.

3. The method of Claim 1 wherein said orthogonal sequences include respective Hadamard code sequences.

4. The method of claim 1 wherein said orthogonal sequences include respective Walsh codes.

5. The method Claim 1 wherein $OS_3=W_0$ and $OS_4=W_1$

6. The method of Claim 1 wherein each group has at least two channels and the first output generating step and the second output generating step include steps of:

summing outputs from a first multiplier block (600); and
summing outputs from a second multiplier block (700).

7. The method of claim 1 wherein a spreading code is used to generate P.

8. The method of claim 6 wherein a spreading code is used to generate P.

9. An orthogonal complex spreading apparatus for multiple channels, allocating at least two input channels to first and second groups, comprising:

a first multiplier block (600) having at least one channel contained in the first groups each channel for outputting an output which is obtained by multiplying a data input by a gain by an orthogonal sequence;
a second multiplier block (700) having a at least one channel contained in a second group of channels, each channel for outputting a second output which is obtained by multiplying a second data input and a second gain
5 by a second orthogonal sequence; **characterized by**
a complex multiplier (900) for receiving summed output signals from the first and the second multiplier blocks in a complex form and complex-multiplying the received summed output signals by $SC(OS_3 + jPOS_4)$, wherein SC is a spreading code, OS_3 and OS_4 are orthogonal sequences, and P is a predetermined sequence.

10 **10.** The apparatus of claim 9 wherein said orthogonal sequences include respective Hadamard code sequences.

11. The apparatus of Claim 9 wherein said orthogonal sequences include respective Walsh codes.

15 **12.** The apparatus of Claim 9 wherein $OS_3=W_0$ and $OS_4=W_1$.

13. The apparatus of Claim 9, wherein each group has at least two input channels, further comprising:

a first adder (810) for summing output signals from the first multiplier block (600); and
a second adder (820) for summing output signals from the second multiplier block (700).

20 **14.** The method of claim 9 wherein a spreading code is used to generate P.

15. The method of claim 12 wherein, a spreading code is used to generate P.

FIG. 1

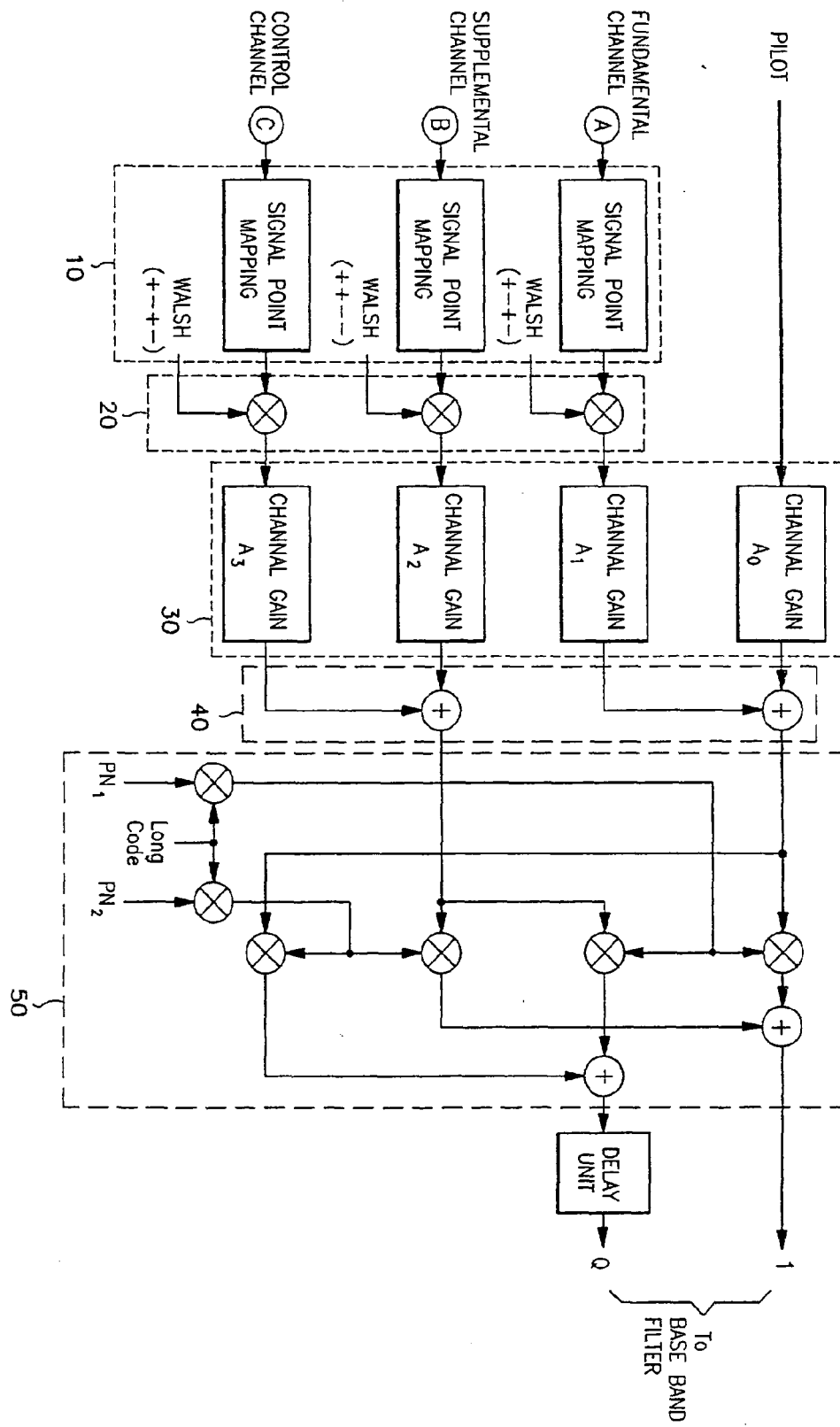


FIG.2a

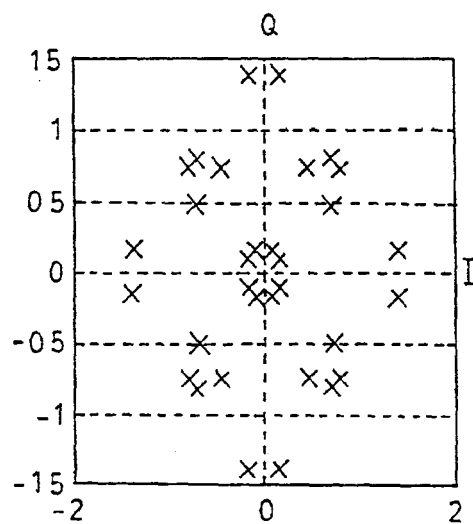


FIG.2b

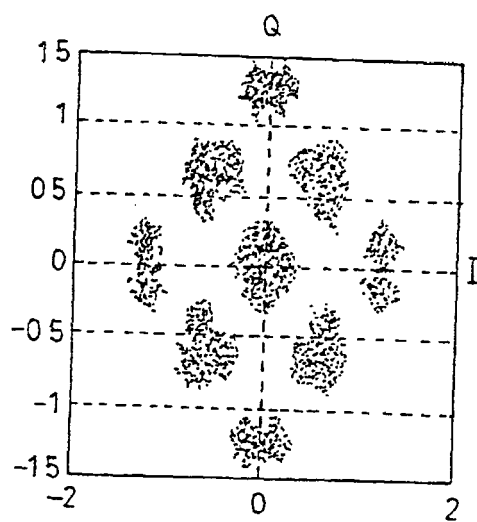


FIG.3a

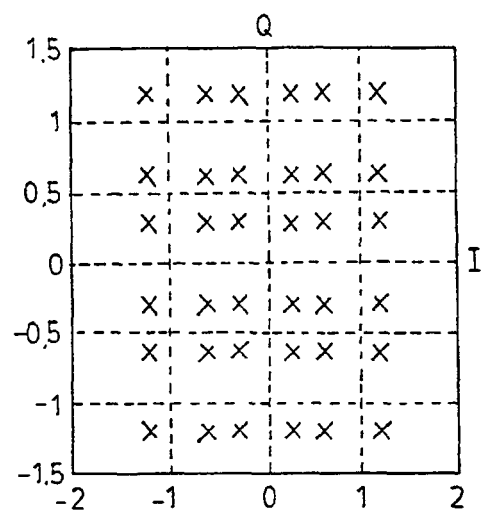


FIG.3b

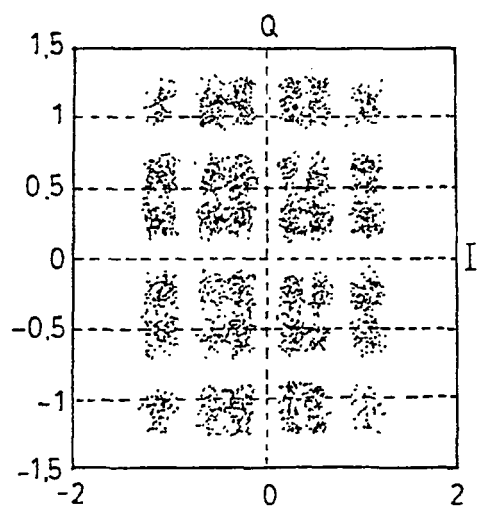


FIG.4

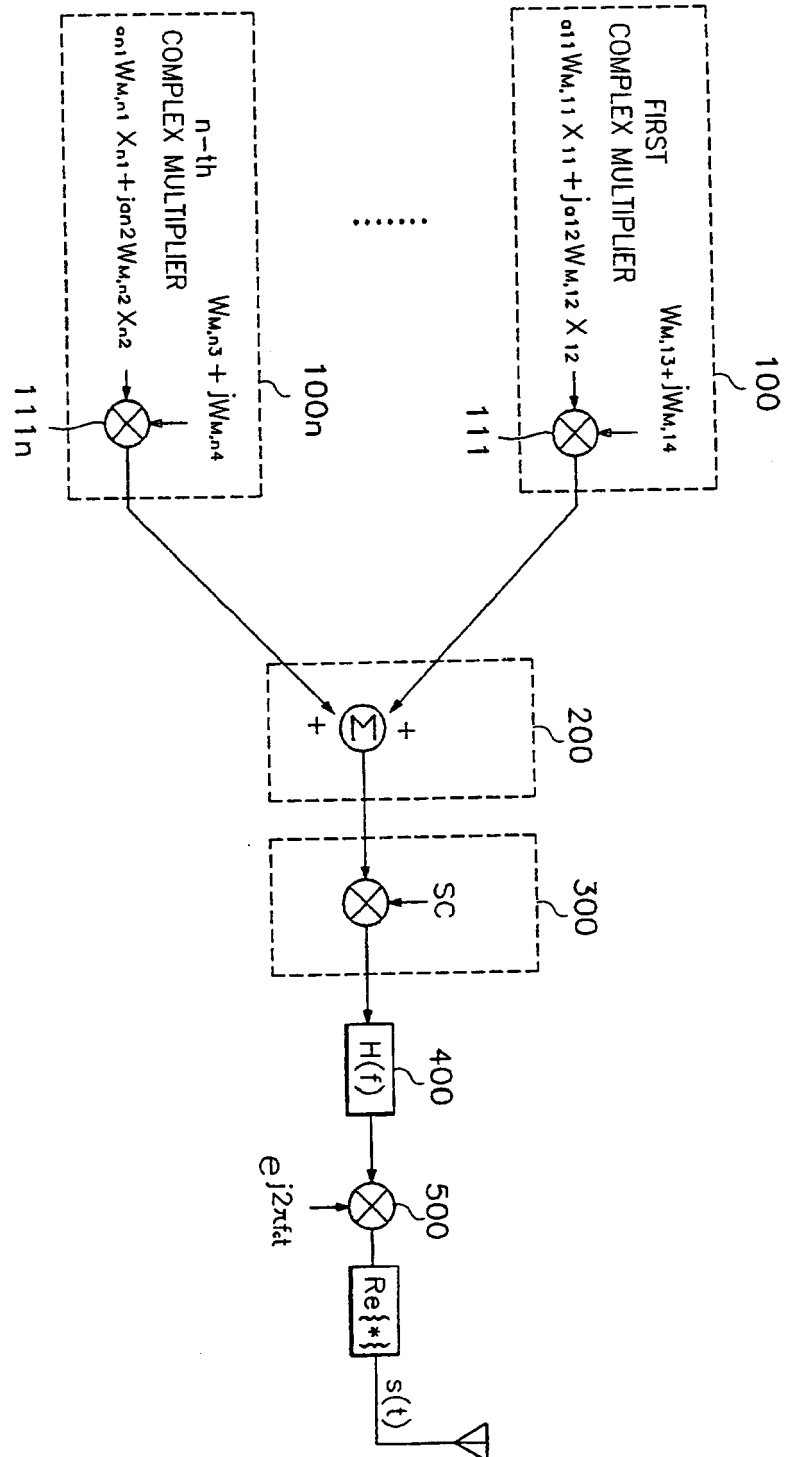


FIG. 5a

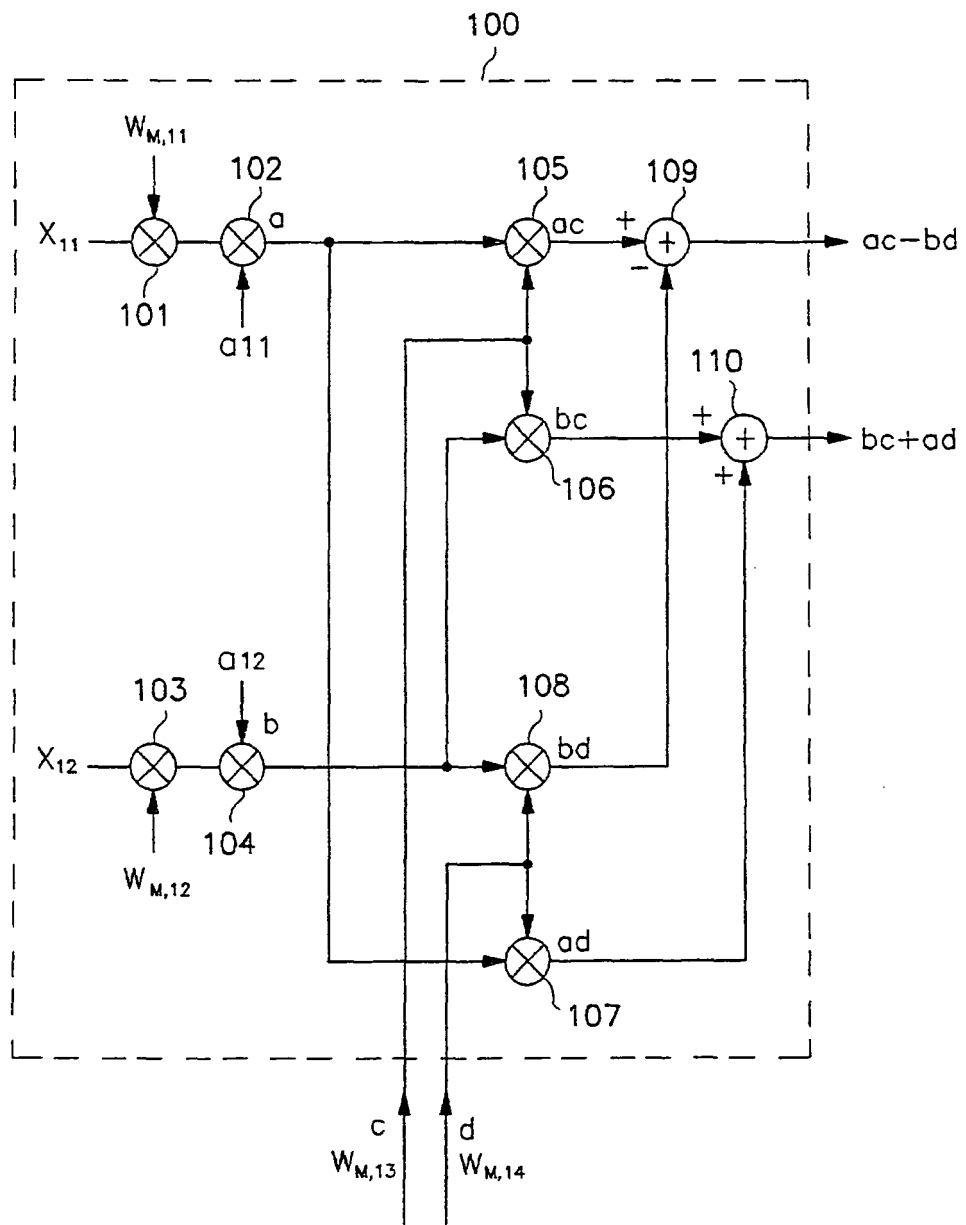


FIG. 5b

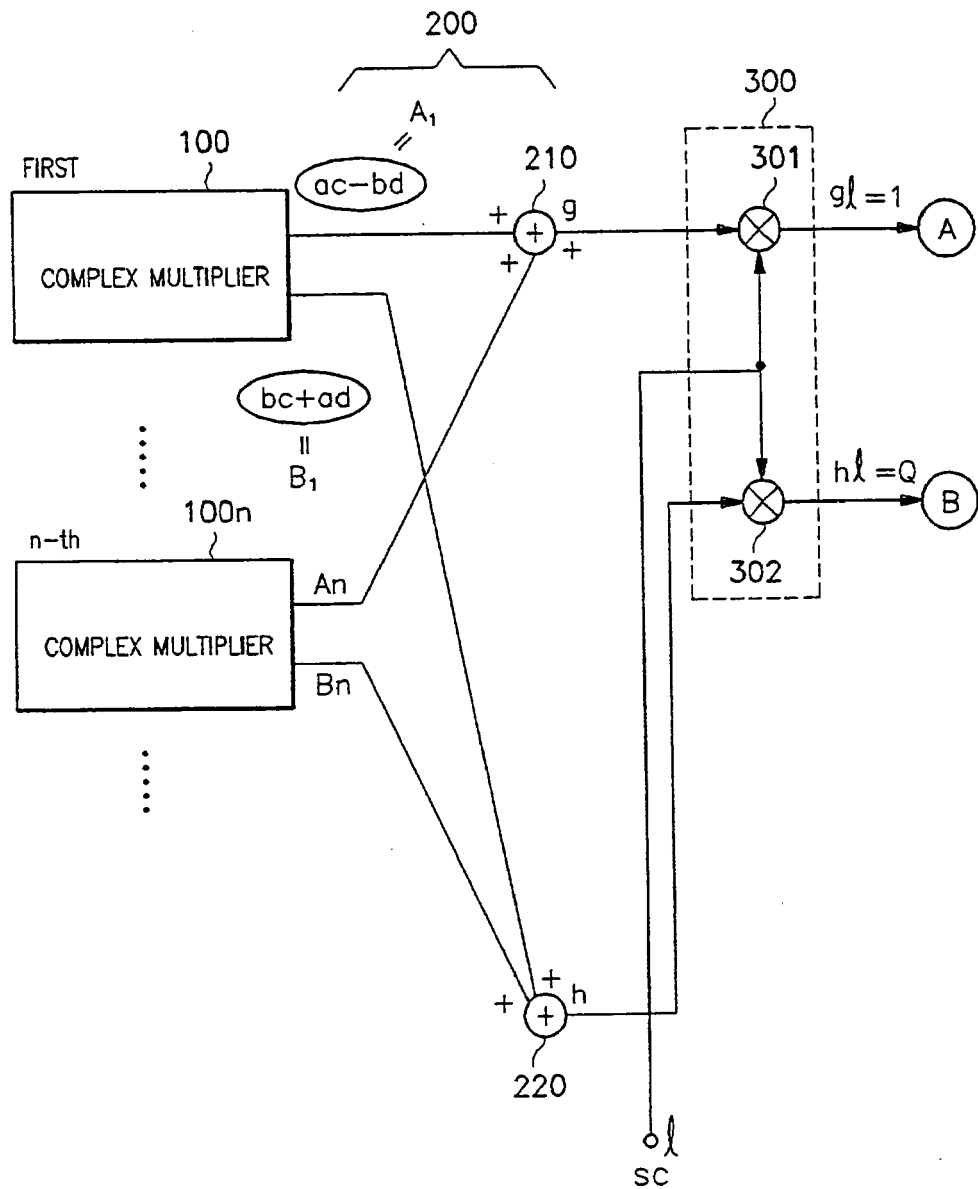


FIG. 5c

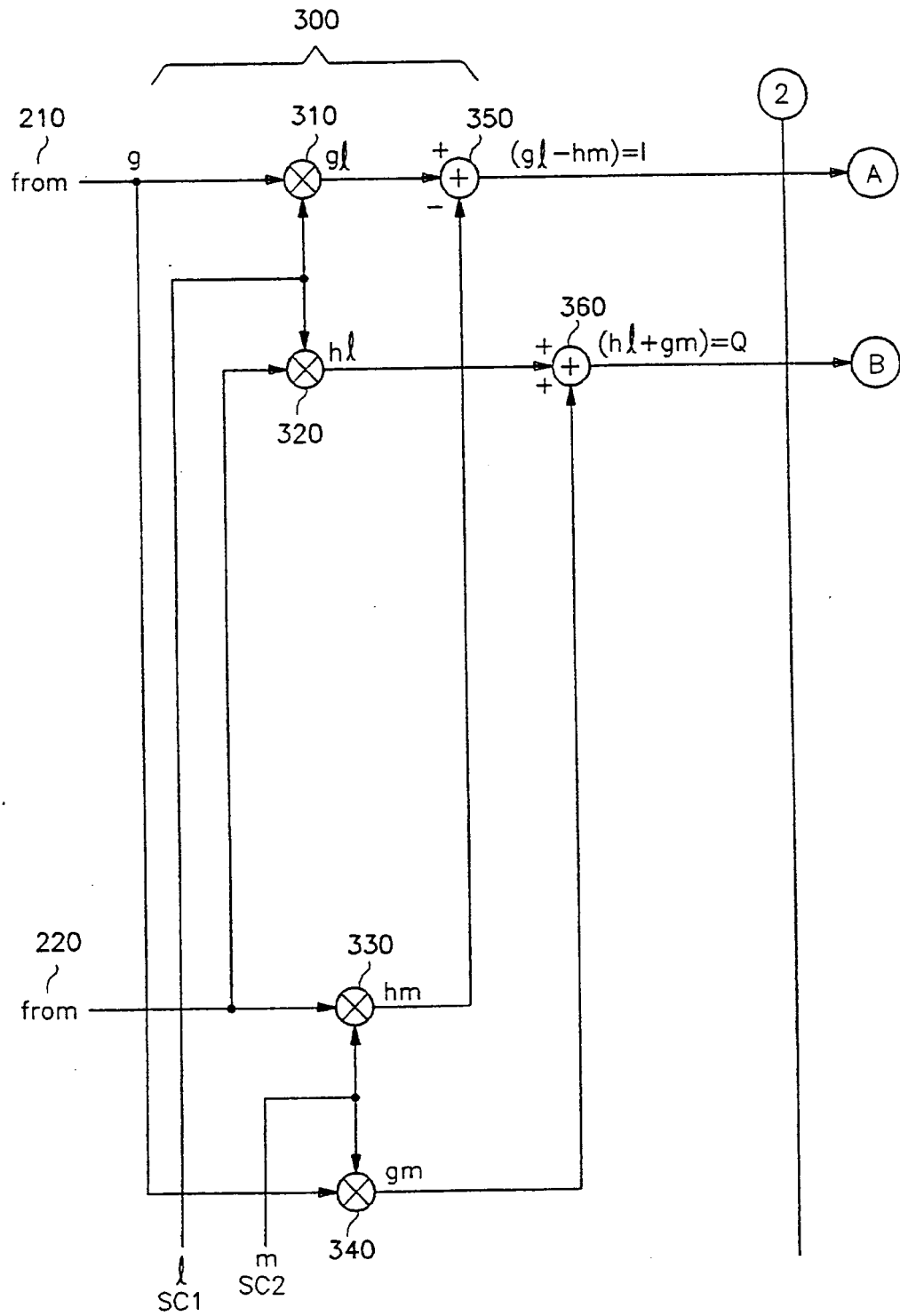


FIG. 5d

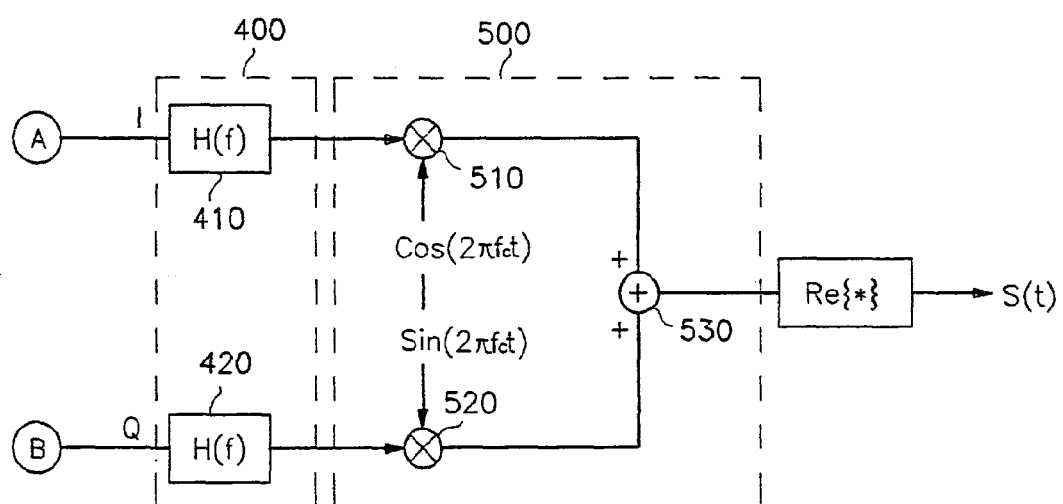


FIG.6a

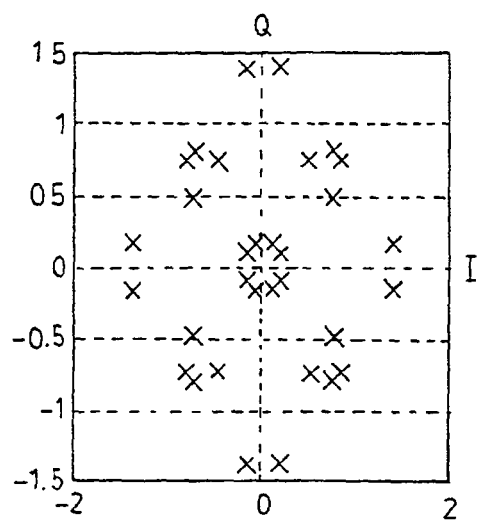


FIG.6b

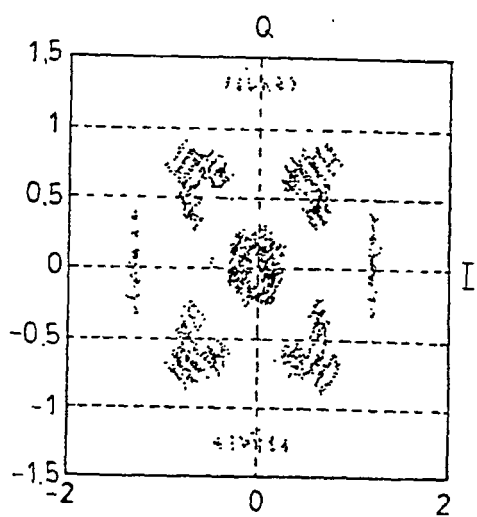


FIG. 7

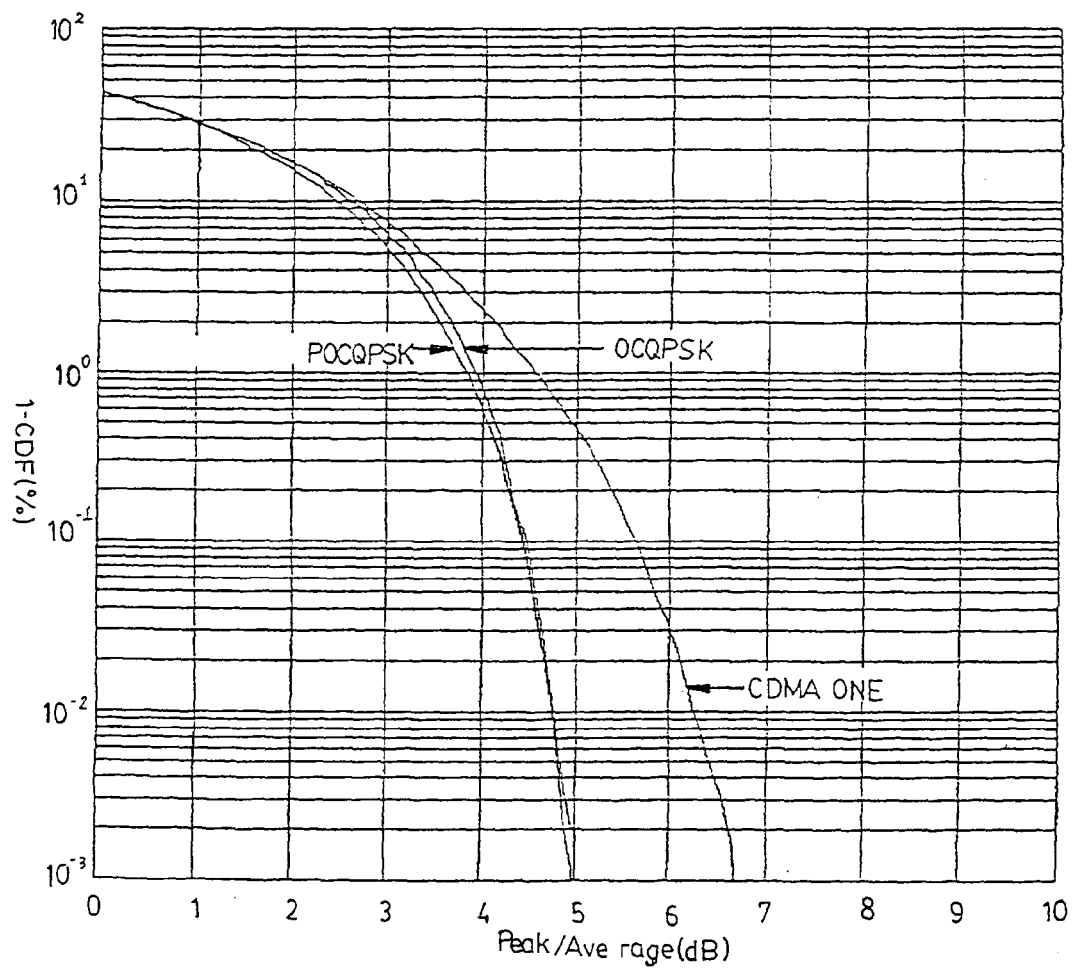


FIG.8

8x8 HADAMADA MATRIX

1	1	1	1	1	1	1	1	w_0
1	-1	1	-1	1	-1	1	-1	
1	1	-1	-1	1	1	-1	-1	
1	-1	-1	1	1	-1	-1	1	
1	1	1	1	-1	-1	-1	-1	w_4
1	-1	1	-1	-1	1	-1	1	
1	1	-1	-1	-1	-1	1	1	
1	-1	-1	1	-1	1	1	-1	
w_0				w_4				

FIG.9

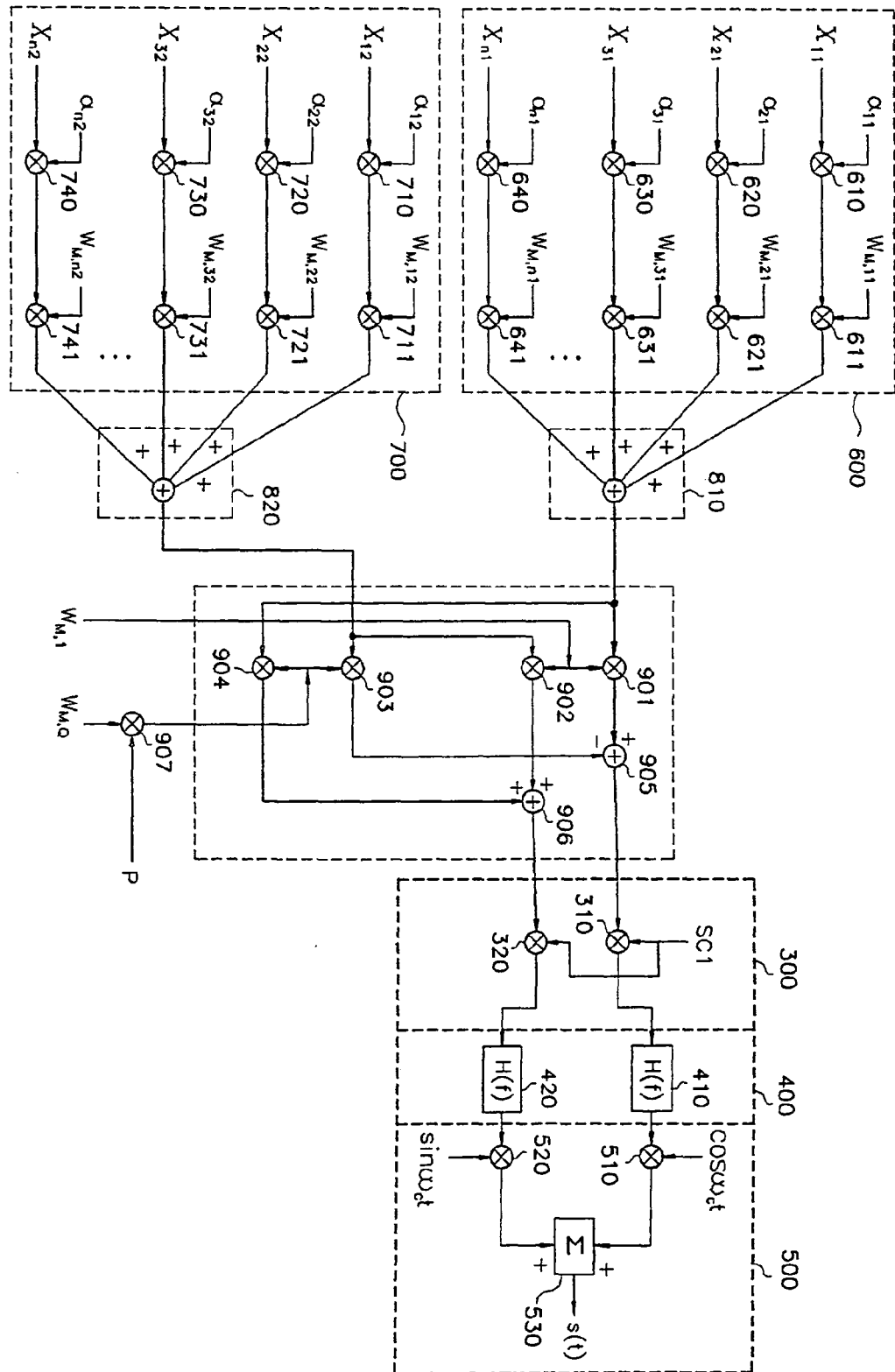


FIG.10

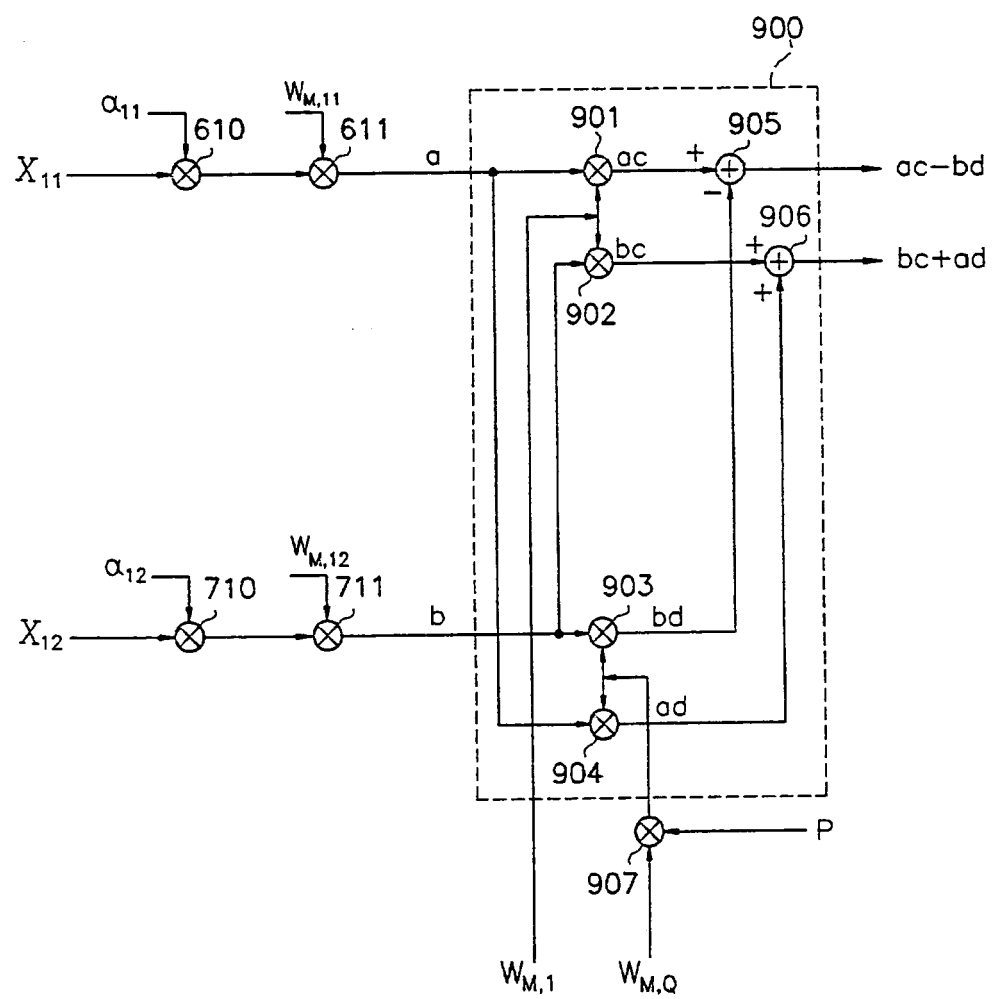


FIG.11

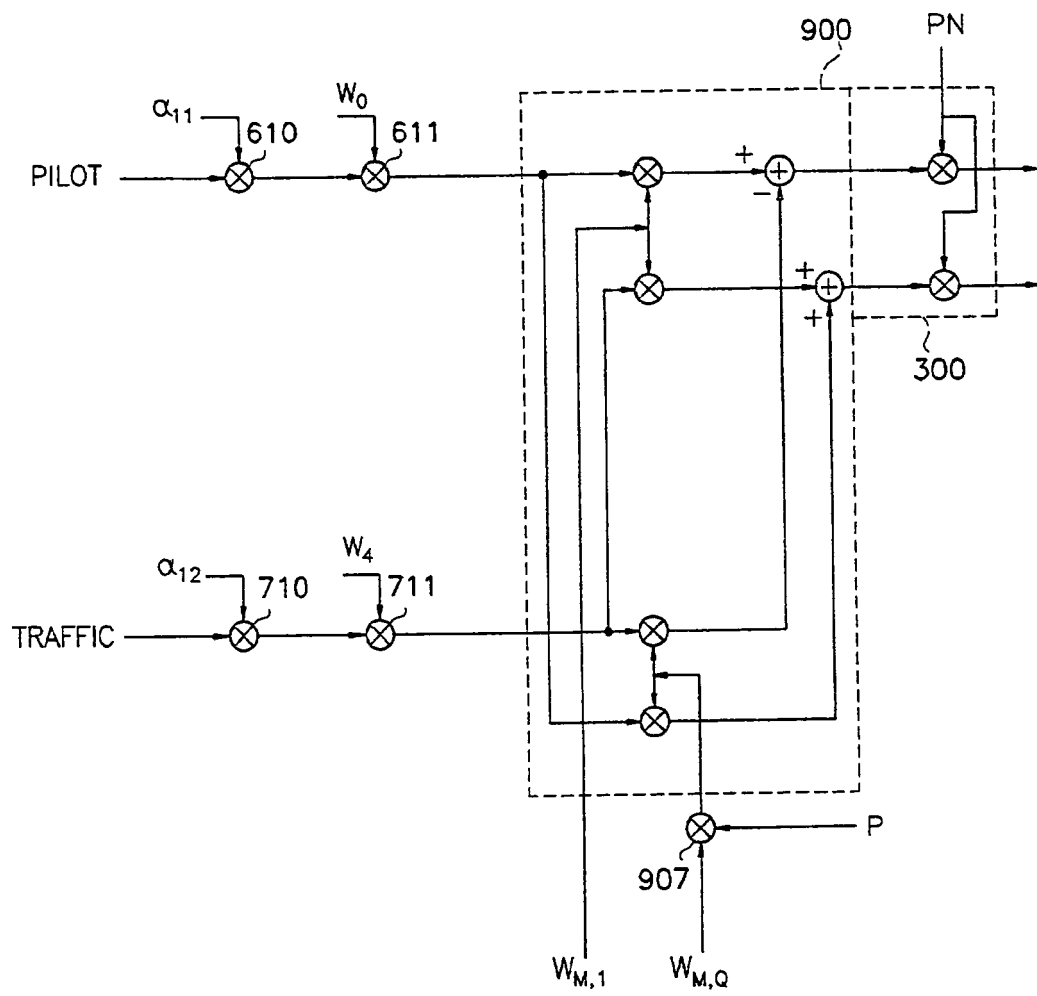


FIG.12

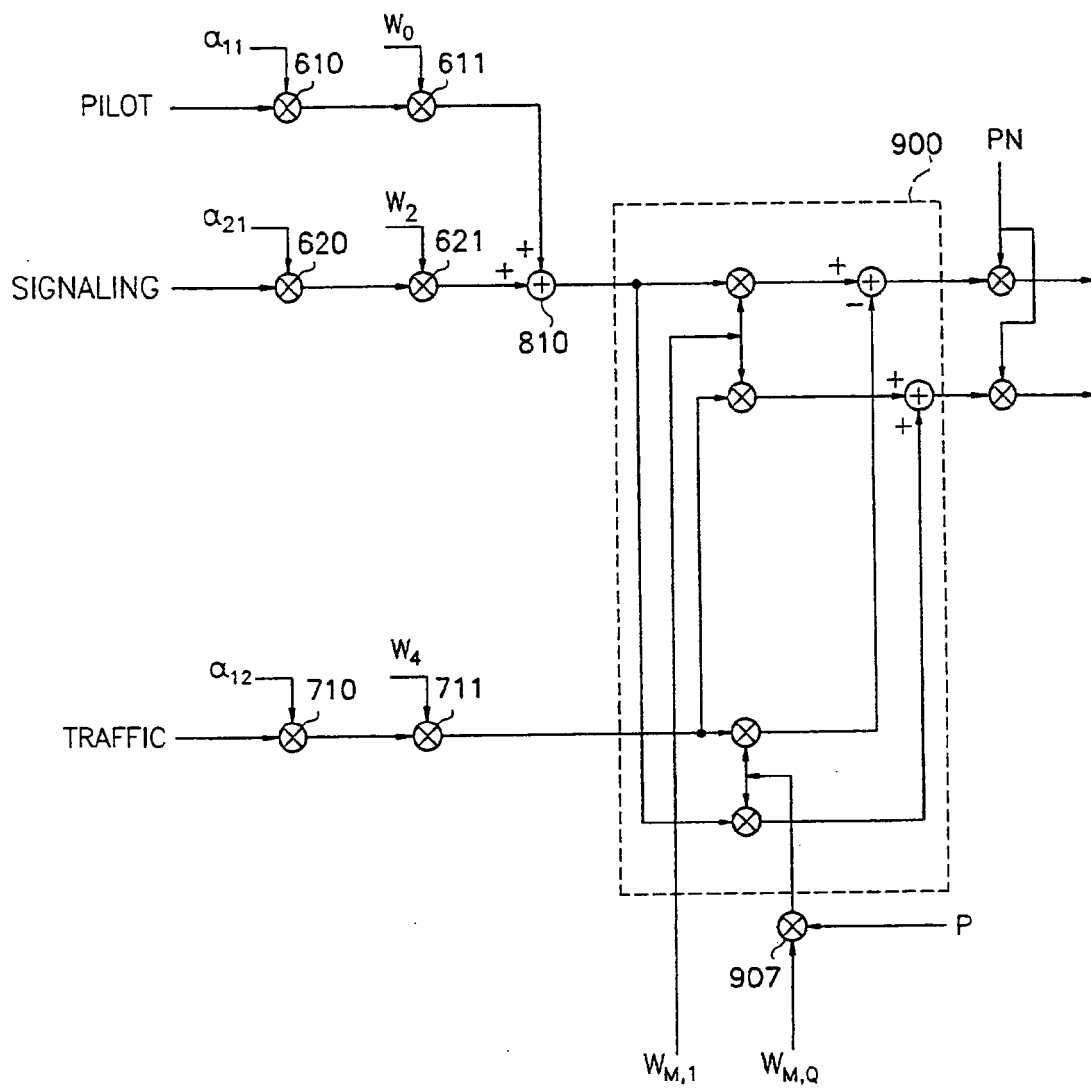


FIG. 13a

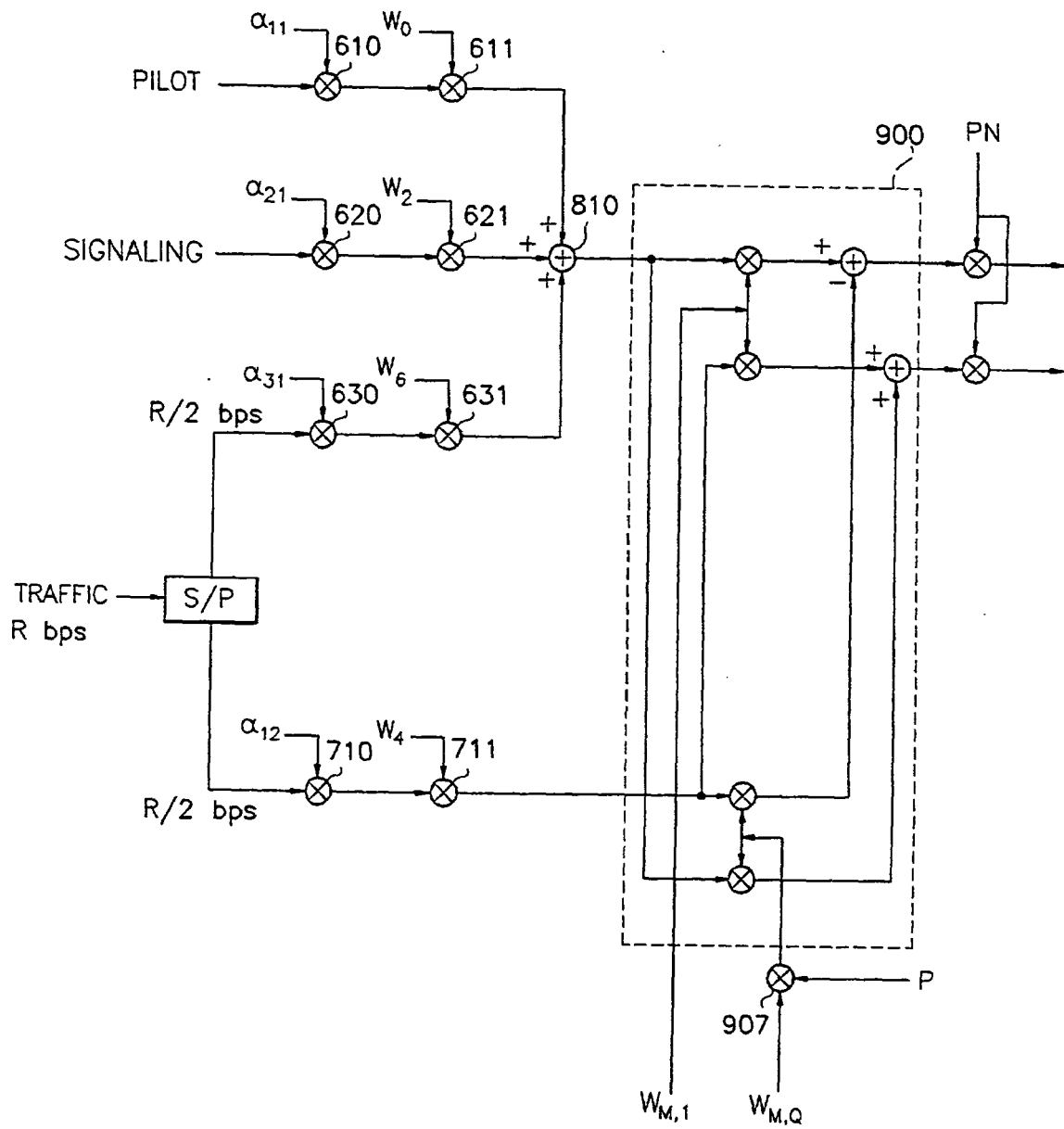


FIG. 13b

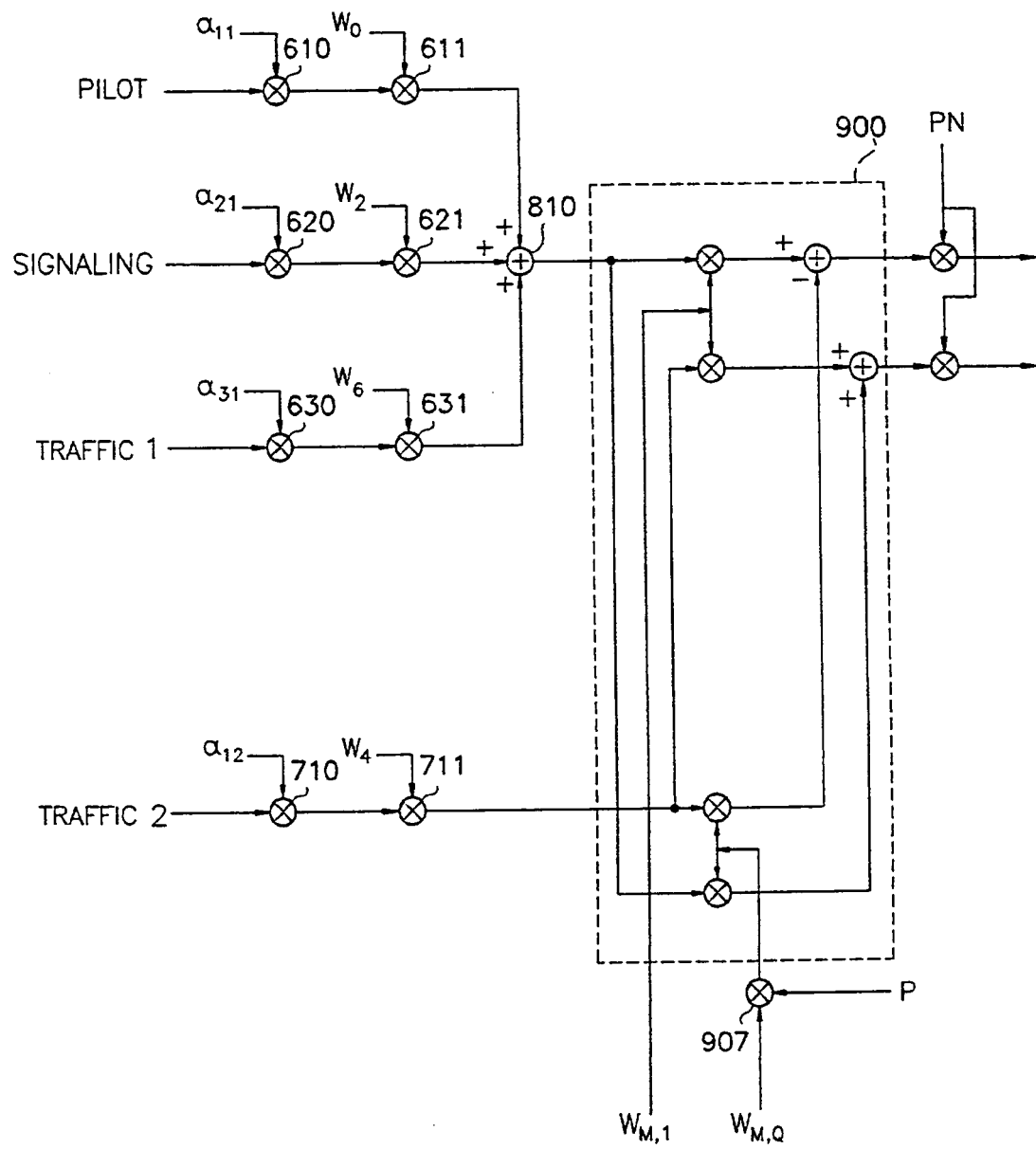


FIG.14a

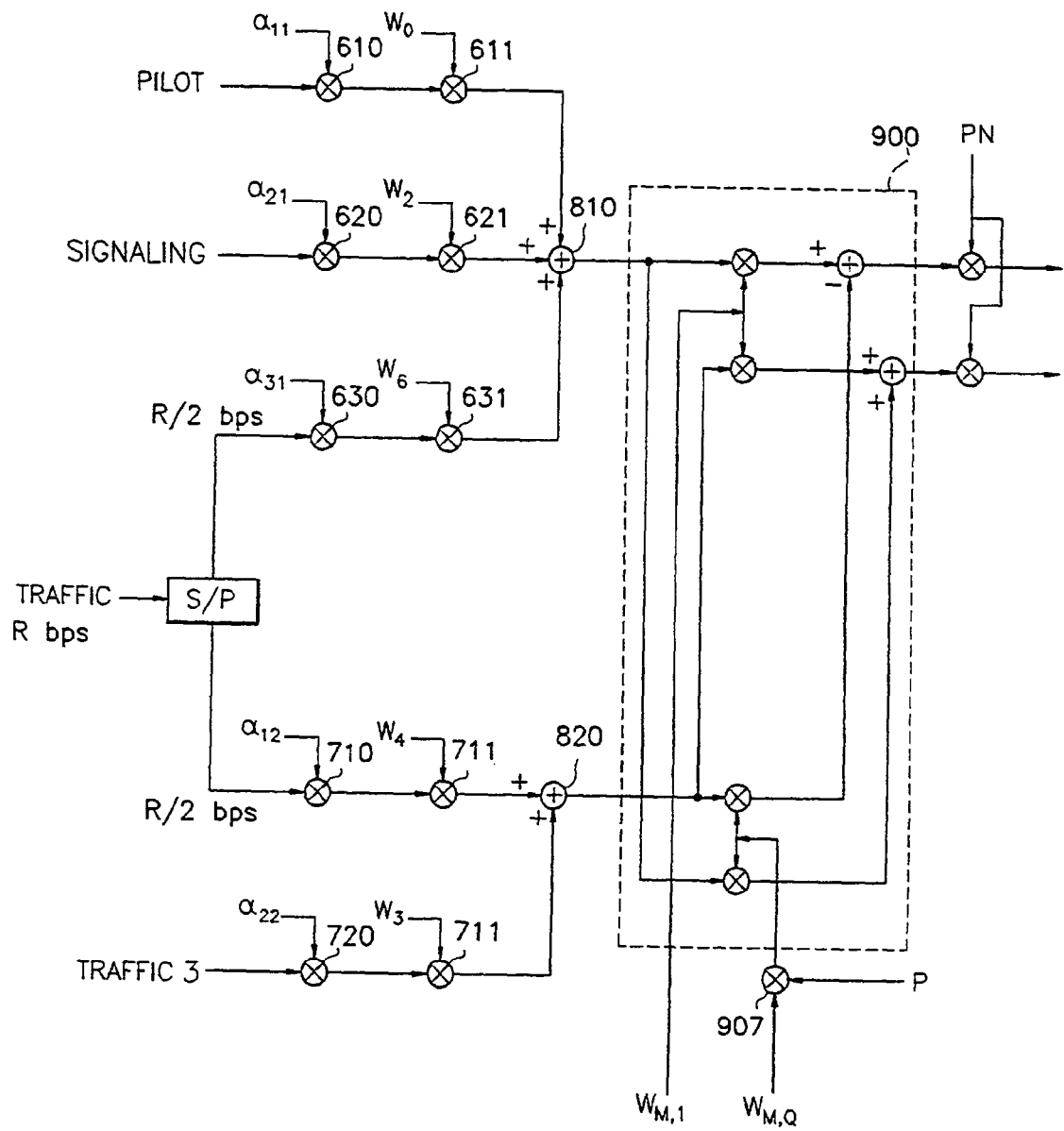


FIG. 14b

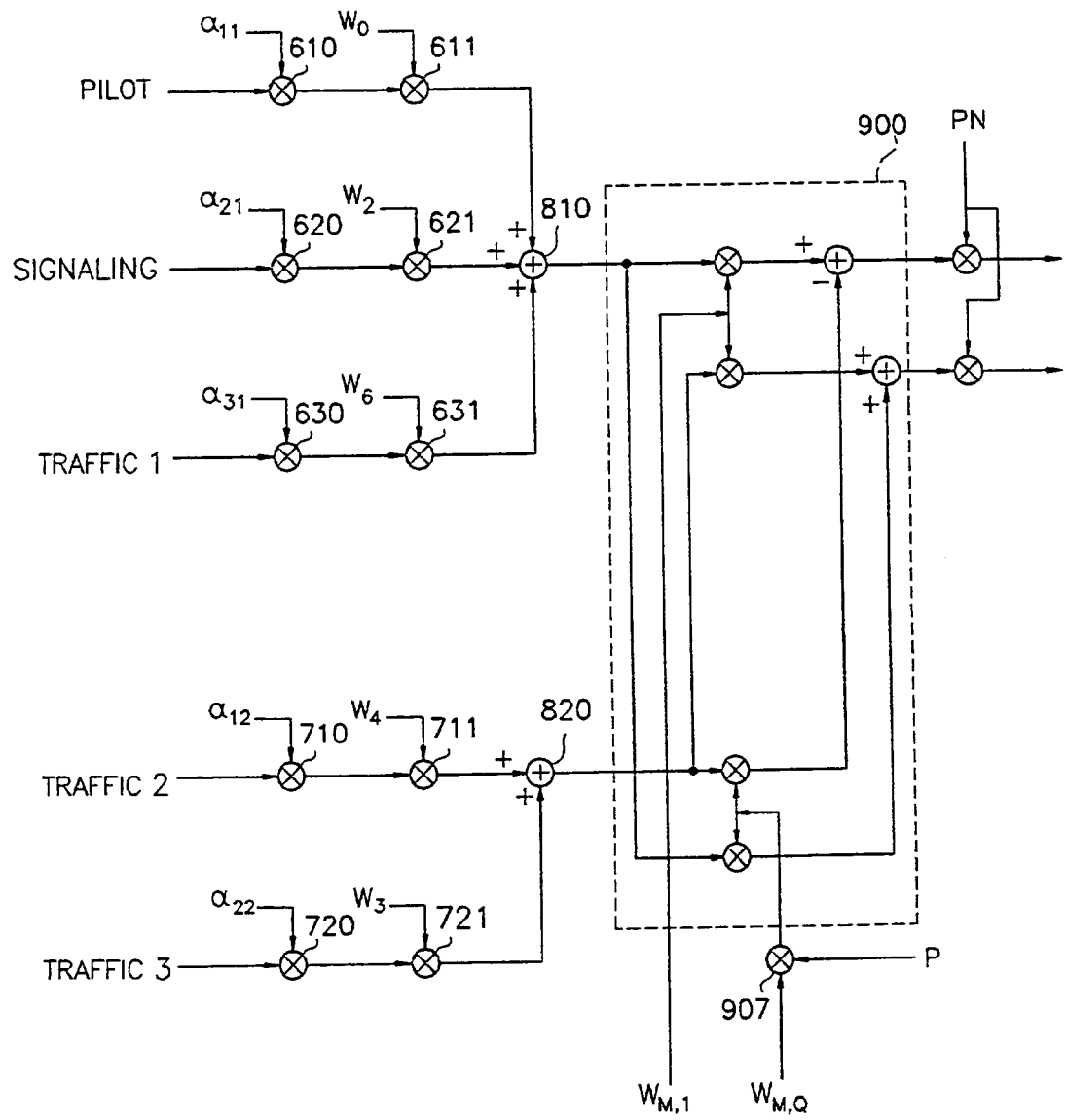


FIG.15a

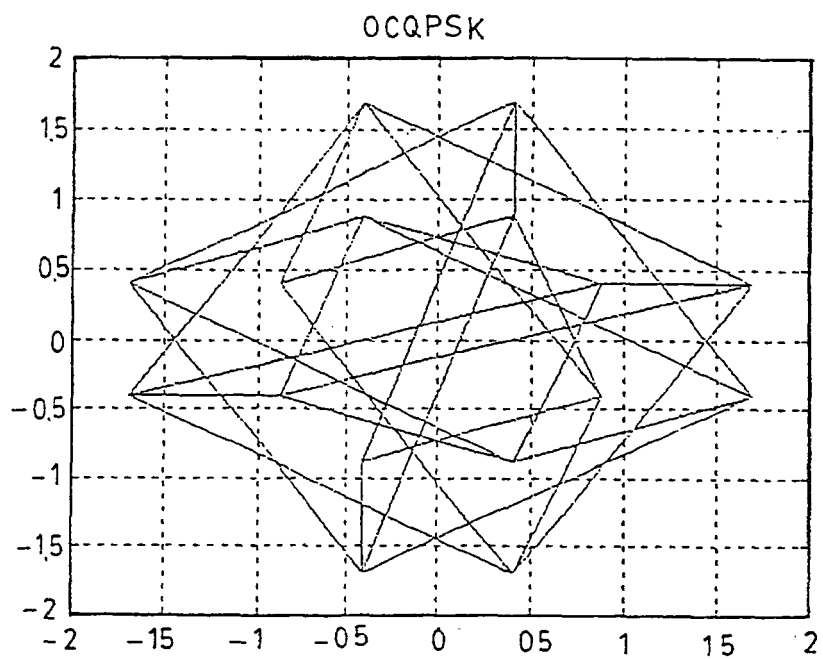


FIG.15b

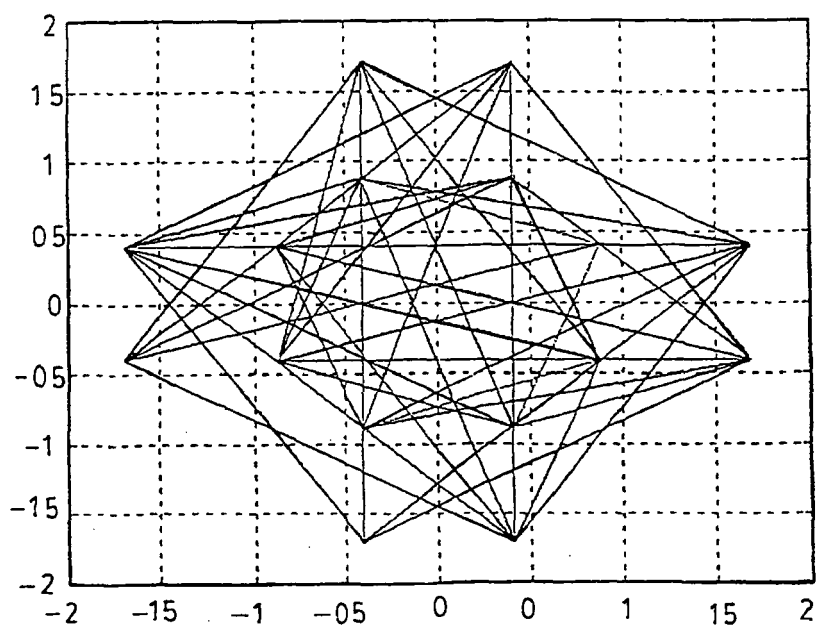


FIG.15c

