

(19)



(11)

EP 1 843 083 A1

(12)

EUROPEAN PATENT APPLICATION

(43) Date of publication:

10.10.2007 Bulletin 2007/41

(51) Int Cl.:

F21S 8/06 (2006.01)

F21V 1/06 (2006.01)

(21) Application number: **07425152.1**

(22) Date of filing: **19.03.2007**

(84) Designated Contracting States:

**AT BE BG CH CY CZ DE DK EE ES FI FR GB GR
HU IE IS IT LI LT LU LV MC MT NL PL PT RO SE
SI SK TR**

Designated Extension States:

AL BA HR MK YU

(30) Priority: **03.04.2006 IT RM20060059 U**

(71) Applicant: **Slamp S.p.A.**

00040 Pomezia RM (IT)

(72) Inventors:

• **Ziliani, Roberto**
00040 Pomezia (RM) (IT)

• **Coates, Nigel**
00040 Pomezia (RM) (IT)

(74) Representative: **Iannone, Carlo Luigi et al**

Barzanò & Zanardo Roma S.p.A.

Via Piemonte 26

00187 Roma (IT)

(54) **Manually assemblable lamp, comprised of plastic material**

(57) The invention concerns a lamp (1; 11) comprising a body (2; 12) and a plurality of arms (3; 13), said body (2; 12), besides providing means for fixing at the wall or at the ceiling and a support for one or more lamps, comprises at least an upper crown (4; 14) and a lower crown (5; 15), each one of said arms (3; 13) being com-

prised of at least two sheets (3', 3"; 13', 13") coupled at a first end and openable at the second end, or end coupled with said body (2; 12), each one of said sheets (3', 3"; 13', 13") providing at least a pair of fixed joint coupling seats (7; 17) for coupling, respectively, with said upper crown (4; 15) and with said lower crown (5; 15).

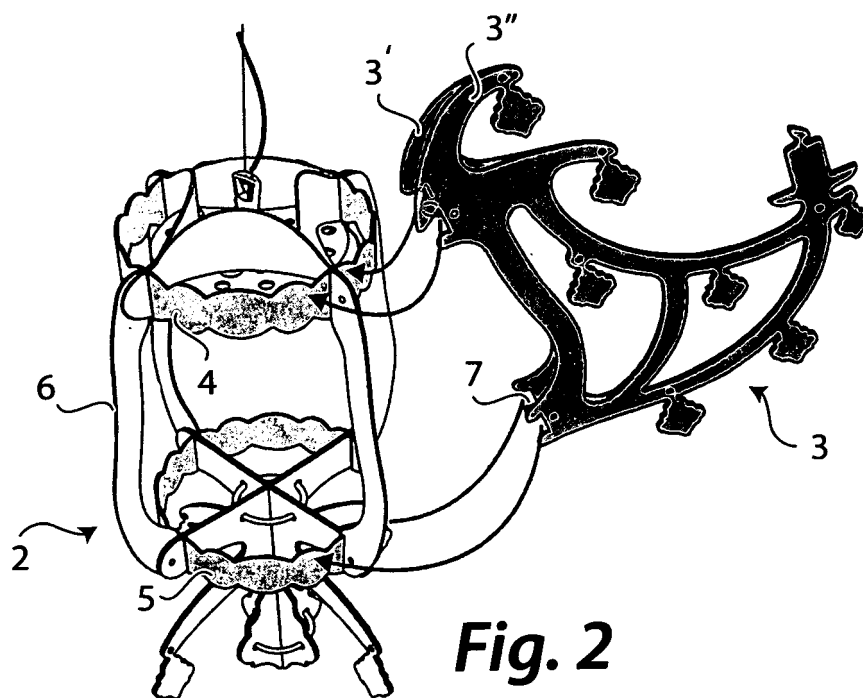


Fig. 2

EP 1 843 083 A1

Description

[0001] The present invention relates to a manually assemblable lamp comprised of plastic material.

[0002] More specifically, the invention concerns a lamp of the above kind that can be realised using paper and cardboard techniques and very cheap manufacturing materials.

[0003] In recent years, Applicant (formerly named Samuel Parker S.r.l.) introduced on the market lamps comprised of plastic material, sold disassembled and thus very easily assembled by the users.

[0004] Particularly, the basic solution was object of the Italian Utility Model n° 232211, filed on May 28, 2003 and granted on December 17, 1999, concerning a lamp characterised by comprising two wall elements, that can be coupled each other at least along lateral edges, and comprised of resilient material so as to make the lamp taking a rest position and an assembled position, and at least an inner element, bearing the electric components, inserted between said two wall elements forcing them to take and maintain said assembling position.

[0005] Solution suggested has been positively applied for many years to realise lamps having a substantially regular shape, so that wall elements do not require any particular shape, and can maintain their shape simply applying the above-mentioned inner element.

[0006] Now, developing this kind of lamps, solutions have been designed with a rather complex outer shape, so that blank, which originally has a flat shape, when the lamp is assembled, to be kept in its final shape, requires that technical solutions are adopted permitting maintaining wished shape, and at the same time easily assembling the lamp.

[0007] In this situation, the Applicant has studied and realised a solution improving the previous solutions, thus permitting assembling plastic lamps with a rather complex shape.

[0008] It is therefore specific object of the present invention a lamp comprising a body and a plurality of arms, said body, besides providing means for fixing at the wall or at the ceiling and a support for one or more lamps, comprises at least an upper crown and a lower crown, each one of said arms being comprised of at least two sheets coupled at a first end and openable at the second end, or end coupled with said body, each one of said sheets providing at least a pair of fixed joint coupling seats for coupling, respectively, with said upper crown and with said lower crown.

[0009] Preferably, according to the invention, said lamp is comprised of plastic material.

[0010] In a first embodiment of the lamp according to the invention, said body can comprise four brackets, coupled above with said upper crown and at the bottom with said lower crown, said upper and lower crowns having a circular shape.

[0011] Preferably, the lamp will provide eight arms.

[0012] In a second embodiment of the lamp according

to the invention said upper and lower crowns have a semicircular shape, the lamp providing four arms coupled with said crowns.

[0013] The present invention will be now described, for illustrative but not limitative purposes, according to its preferred embodiments, with particular reference to the figures of the enclosed drawings, wherein:

figure 1 is a perspective view of a first lamp realised according to the invention;

figure 2 is a view of lamp of figure 1 schematically showing elements comprising the same;

figure 3 is a schematic view of one of the elements of the lamp of figure 1;

figures 4a and 4b schematically show the assembling of lamp of figure 1;

figure 5 is a perspective view of a second lamp realised according to the invention;

figure 6 is a view of lamp of figure 5 schematically showing elements comprising the same;

figure 7 is a schematic view of one of the elements of the lamp of figure 5; and

figure 8 schematically show the assembling of lamp of figure 5.

[0014] Observing first figures 1 - 4 of the enclosed drawings, it is shown a lamp according to the invention, generically indicated by reference number 1, providing a lamp body 2 and a plurality of arms 3.

[0015] Said lamp body 2 provides, as shown in figures 2 and 3, an upper crown 4, a lower crown 5 and four brackets 6.

[0016] Each one of said arms 3 is comprised of two sheets 3', 3'', coupled and divaricated, that can be divaricated close to the coupling with said body 2.

[0017] Seats 7 are realised on the ends of said openable sheets 3', 3'', said seats coupling with the lower and upper crowns 5, 4 of the body 2, following the scheme of figures 4a and 4b.

[0018] It is thus obtained a lamp 1 having a very complex structure and an aesthetic aspect as illustrated in figure 1, with very reduced time and in an easy way that can be manufactured with very low costs.

[0019] Furthermore, just in view of the features of the materials used, aesthetic features of lamp 1 can be varied at will.

[0020] Observing now figures 5 - 8 of the enclosed drawings, it is shown a lamp according to the invention, generically indicated by reference number 11, providing a lamp body 12 and a plurality of arms 13.

[0021] Said lamp body 12 provides, as shown in figures 6 and 7, an upper crown 14 and a lower crown 15.

[0022] Each one of said arms 13 is comprised of two sheets 13', 13'', coupled and divaricated, that can be divaricated close to the coupling with said body 12.

[0023] Seats 17 are realised on the ends of said openable sheets 13', 13'', said seats coupling with the lower and upper crowns 15, 14 of the body 12, following the

scheme of figure 8.

[0024] It is thus obtained a lamp 11 having a very complex structure and an aesthetic aspect as illustrated in figure 5, with very reduced time and in an easy way that can be manufactured with very low costs.

5

[0025] Furthermore, just in view of the features of the materials used, aesthetic features of lamp 11 can be varied at will.

[0026] The present invention has been described for illustrative but not limitative purposes, according to its preferred embodiments, but it is to be understood that modifications and/or changes can be introduced by those skilled in the art without departing from the relevant scope as defined in the enclosed claims.

10

15

Claims

1. Lamp **characterised in that** it comprises a body and a plurality of arms, said body, besides providing means for fixing at the wall or at the ceiling and a support for one or more lamps, comprises at least an upper crown and a lower crown, each one of said arms being comprised of at least two sheets coupled at a first end and openable at the second end, or end coupled with said body, each one of said sheets providing at least a pair of fixed joint coupling seats for coupling, respectively, with said upper crown and with said lower crown.
2. Lamp according to claim 1, **characterised in that** it is comprised of plastic material.
3. Lamp according to one of the preceding claims, **characterised in that** said body comprises four brackets, coupled above with said upper crown and at the bottom with said lower crown, said upper and lower crowns having a circular shape.
4. Lamp according to claim 3, **characterised in that**, the lamp provides eight arms.
5. Lamp according to one of the claims 1-2, **characterised in that** said upper and lower crowns have a semicircular shape, the lamp providing four arms coupled with said crowns.

20

25

30

35

40

45

50

55

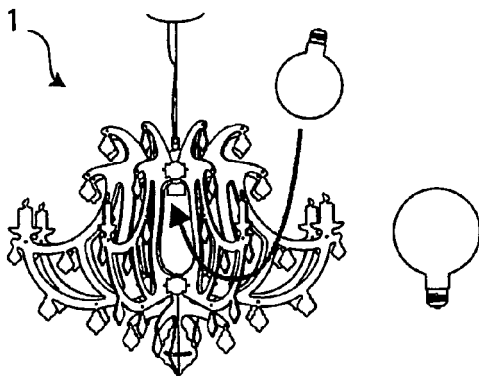


Fig. 1

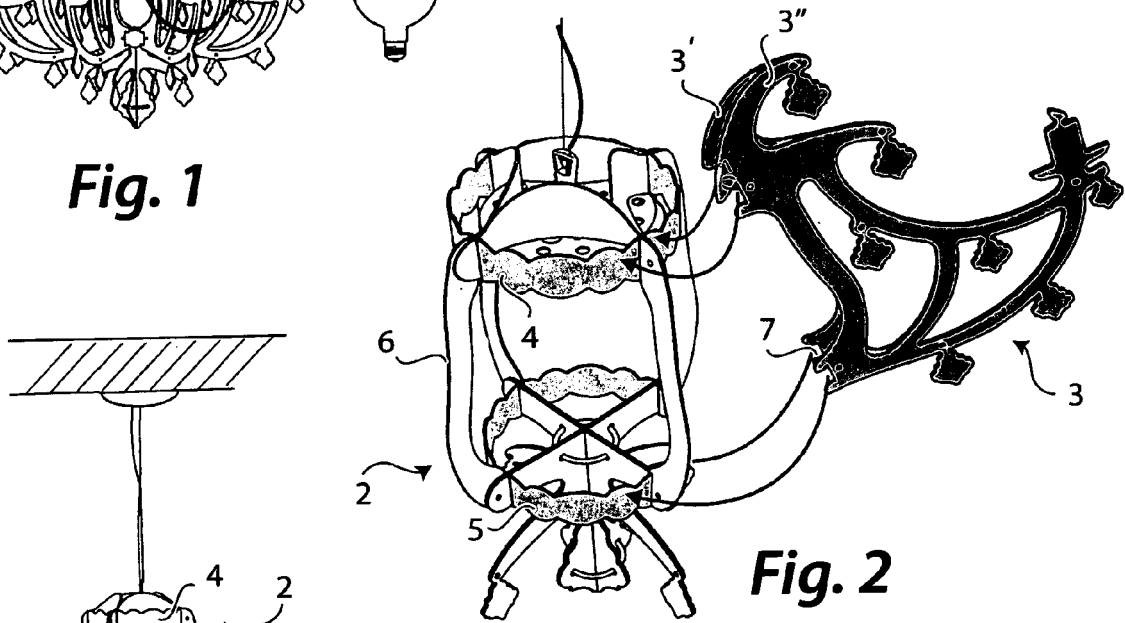


Fig. 2

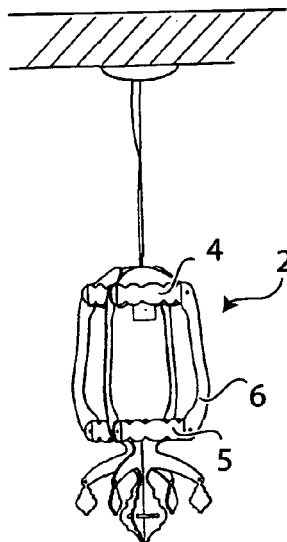


Fig. 3

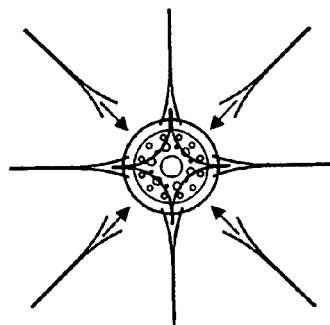


Fig. 4b

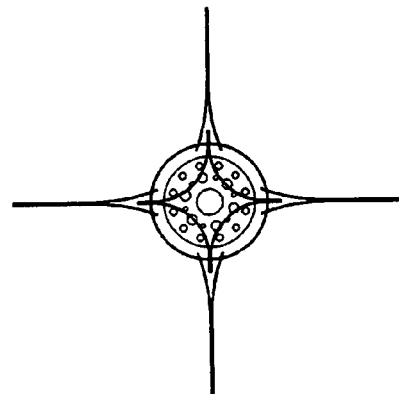


Fig. 4a

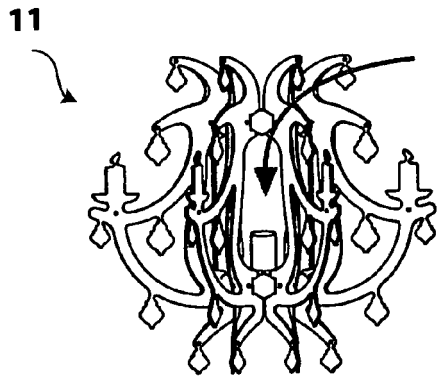


Fig. 5

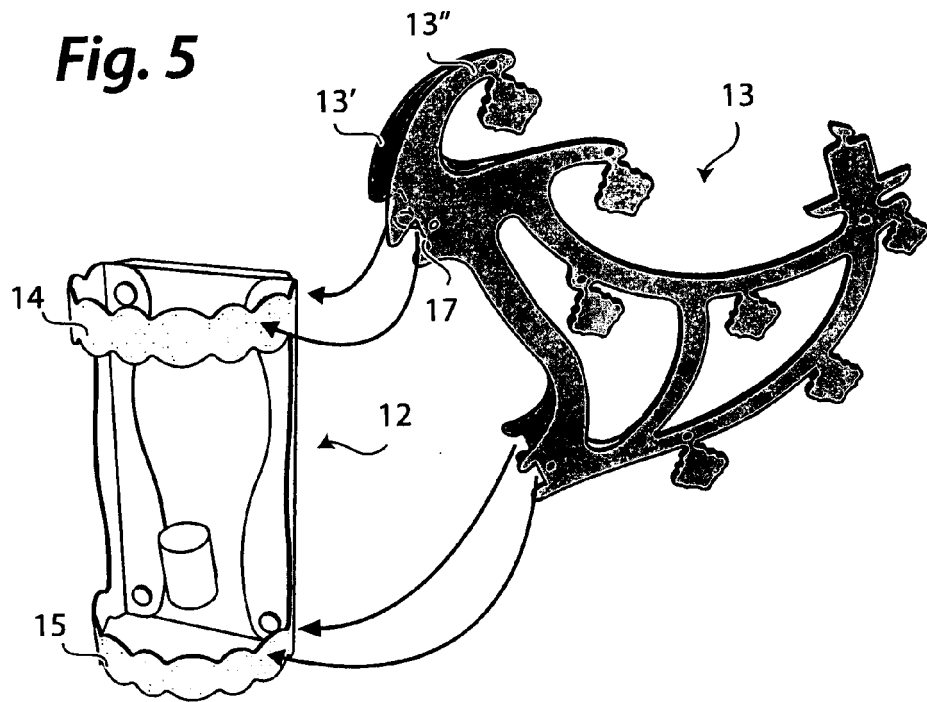


Fig. 6

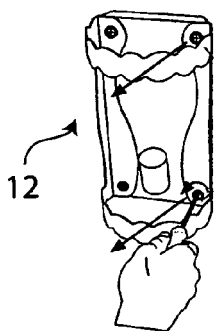


Fig. 7

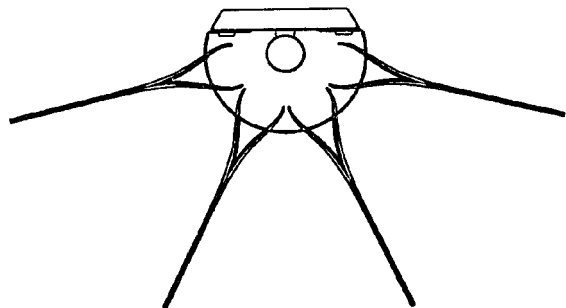


Fig. 8



European Patent
Office

EUROPEAN SEARCH REPORT

Application Number
EP 07 42 5152

DOCUMENTS CONSIDERED TO BE RELEVANT			
Category	Citation of document with indication, where appropriate, of relevant passages	Relevant to claim	CLASSIFICATION OF THE APPLICATION (IPC)
A	DE 299 17 933 U1 (EMMER ANDREAS [DE]) 7 September 2000 (2000-09-07) * figures 1-3 *	1	INV. F21S8/06 F21V1/06
A	----- US 5 645 343 A (RINEHIMER JOHN C [US]) 8 July 1997 (1997-07-08) * figure 2 *	1	
A	----- US 5 857 765 A (DERON IVO O [US]) 12 January 1999 (1999-01-12) * figures 1,6,7 *	1	
			TECHNICAL FIELDS SEARCHED (IPC)
			F21S F21V
The present search report has been drawn up for all claims			
Place of search The Hague		Date of completion of the search 8 June 2007	Examiner Amerongen, Wim
CATEGORY OF CITED DOCUMENTS X : particularly relevant if taken alone Y : particularly relevant if combined with another document of the same category A : technological background O : non-written disclosure P : intermediate document T : theory or principle underlying the invention E : earlier patent document, but published on, or after the filing date D : document cited in the application L : document cited for other reasons & : member of the same patent family, corresponding document			

3
EPO FORM 1503 03.82 (P04C01)

**ANNEX TO THE EUROPEAN SEARCH REPORT
ON EUROPEAN PATENT APPLICATION NO.**

EP 07 42 5152

This annex lists the patent family members relating to the patent documents cited in the above-mentioned European search report.
The members are as contained in the European Patent Office EDP file on
The European Patent Office is in no way liable for these particulars which are merely given for the purpose of information.

08-06-2007

Patent document cited in search report		Publication date	Patent family member(s)	Publication date
DE 29917933	U1	07-09-2000	NONE	
US 5645343	A	08-07-1997	NONE	
US 5857765	A	12-01-1999	NONE	

REFERENCES CITED IN THE DESCRIPTION

This list of references cited by the applicant is for the reader's convenience only. It does not form part of the European patent document. Even though great care has been taken in compiling the references, errors or omissions cannot be excluded and the EPO disclaims all liability in this regard.

Patent documents cited in the description

- IT 232211 [0004]