



(11) **EP 1 844 692 B1**

(12) **EUROPEAN PATENT SPECIFICATION**

(45) Date of publication and mention of the grant of the patent:
05.05.2010 Bulletin 2010/18

(51) Int Cl.:
A47L 15/42^(2006.01)

(21) Application number: **06112543.1**

(22) Date of filing: **12.04.2006**

(54) **Salty water removal method for dishwashers**

Salzwasserentfernungsverfahren für Geschirrspüler

Procédé pour supprimer l'eau chargée en sels pour lave-vaisselles

(84) Designated Contracting States:
AT BE BG CH CY CZ DE DK EE ES FI FR GB GR HU IE IS IT LI LT LU LV MC NL PL PT RO SE SI SK TR

(43) Date of publication of application:
17.10.2007 Bulletin 2007/42

(73) Proprietor: **Vestel Beyaz Esya Sanayi Ve Ticaret A.S.**
45030 Manisa (TR)

(72) Inventors:
• **Eldem, Mehmet**
c/o Vestel Beyaz Esya Sanayi ve Ticaret A.S.
45030 Manisa (TR)

• **Eeroglu, Erkan**
c/o Vestel Beyaz Esya Sanayi ve Ticaret A.S.
45030 Manisa (TR)
• **Haspolat, Erdal**
c/o Vestel Beyaz Esya Sanayi ve Ticaret A.S.
45030 Manisa (TR)

(74) Representative: **Cayli, Hülya**
Paragon Consultancy Inc.
Koza Sokak No: 60/6
GOP
06700 Ankara (TR)

(56) References cited:
EP-A- 0 873 714 DE-A1- 4 423 866
DE-A1- 19 645 274 FR-A- 2 598 443

EP 1 844 692 B1

Note: Within nine months of the publication of the mention of the grant of the European patent in the European Patent Bulletin, any person may give notice to the European Patent Office of opposition to that patent, in accordance with the Implementing Regulations. Notice of opposition shall not be deemed to have been filed until the opposition fee has been paid. (Art. 99(1) European Patent Convention).

Description**Technical Field**

[0001] This invention relates to automatically discharge of salty water flooded during process for salt addition into water softener located in the dishwashers.

Prior Art

[0002] The dishwashers warn users after it is detected that the salt is consumed in the water softener located in the dishwasher. When the user opens the cover of the water softener to add salt therein, salty water floods because of the pressure in the water softener. Moreover, water keeps flooding until the salt addition of the user finishes and some amount of salty water accumulates inside the machine. When the machine is operated after salt addition process, some evident stains on the washed dishes remain. Accordingly, before the user operates the machine on any program, said user should operate the dishwasher on pre-wash program while it is empty after each salt addition process. In the case the user forgets to operate the machine on pre-wash program after the salt addition process, washing performance of the machine decreases and stains on dishes are formed. Also, since the pre-wash program is achieved by delivering water to water jets, it could not be used when the machine is loaded, so machine must be certainly empty.

[0003] In the system described in the published patent application DE4423866, a washing machine with a salt container is enclosed. There are sensors in the lid of the salt container which can detect when the container is opened or closed in order to be filled with salt. The sensor generates an optical / acoustic warning or one flushing cycle.

[0004] In the system described in published patent application EP 0405086, pre-wash program is used to make resin to implement reverse washing without expanding the washing time. Resin is renewed by implementing reverse washing on this program that is used to clean the remained water residue on renewed resin. In this system, there is no cleaning program for cleaning the water flooded from the water softener located in the machine when the machine is empty.

[0005] Salt cleaning program of the invention could be used to clean the salty water flooded during the salt addition in dishwashers even if the machine is loaded. In this system, after the salt addition to the water softener of the dishwasher is detected, the machine starts to operate according to a program specified during the manufacture and firstly salty water is discharged and then it continues to normal washing program to provide washing of dishes. Therefore, dishes are washed as stain free without the need for a user to choose an option and by eliminating the possibility for the user to forget to choose the pre-wash program.

Object of the Invention

[0006] The object of this invention is to discharge water flooded from the water softener located in the dishwasher during salt addition process and the pressure change of water softener without the need for a user to make any operation and to wash inside of the sump.

[0007] Also, it is aimed by this invention to prevent dishes from remaining with stains after being washed following the salt addition process.

[0008] Another object of the invention is to accomplish salty water discharge even if the machine is loaded. In one object of the invention, dishwasher starts cleaning program and implements pre-wash program even if it is loaded by intake of water into the sump and then to draining pump instead of spray arms.

Description of Figures

[0009] Salt cleaning program of the invention is illustrated in appended graphics and figures, in which:

Graphic 1 is a graphic of water amount in the machine - time showing changes in accumulated water and water amount during discharge over the time. Figure 1 is a rear perspective view of the dishwasher. Figure 2 is a view of the sump group.

Corresponding meanings of references shown in graphic and figures are given below:

- Water accumulated in the machine (A)
- Amount of water intake to the machine (B)
- Dishwasher (1)
- Water softener (2)
- Sump (3)
- Drain Pump (4)
- Waste water discharge channel (5)
- Water inlet valve (6)
- Air breaker (7)
- Water inlet tap (8)
- Ion exchanger (9)
- Ion exchanger connection hose (10)
- Hose (11)
- Electrovalve (12)

Description of Invention

[0010] In an exemplary dishwasher (1) shown in Figure 1 as a rear perspective view, as it is known, it comprises a water inlet tap (8); a water inlet valve (6) which controls incoming of water into the dishwasher (1) from water inlet tap (8); an air breaker (7) where the intake water coming into the dishwasher (1) is firstly directed and air bubbles contained therein are separated; a water softener (2) in the machine having salt-water mixture in one section and ion exchanger (9) in other section; an ion exchanger connection hose (10) which provides delivering of water exits

from air breaker (7) where the air bubbles are separated to ion exchanger (9); an electrovalve (12) which is located between the section in which the salt-water mixture is contained and the section belonging to ion exchanger (9) and operates at time intervals predetermined by the manufacturer according to the water hardness; a hose (11) providing a connection between air breaker (7) and the section in which the salt-water mixture is contained; a sump (3) where the water flooded from the water softener (2) accumulates as a result of the pressure formed in the water softener (2) when the cover of the water softener (2) is opened to add salt; a drain pump (4) (figure 2) used to discharge the water accumulated in the sump (3) through the waste water discharge channel (5) (figure 2). Besides, there is a control panel (not shown in figure) comprising of displays and/or indicators, electronic cards for the purpose of controlling and programming in dishwashers (1). As it is known, before the washing program starts in dishwasher (1), air bubbles in the water taken inside to the dishwasher (1) are separated in the air breaker (7) and from here water is directed to the ion exchanger (9) in the water softener (2) by means of the ion exchanger connection hose (10). Also, inhibition of ion exchange between exchanger (9) and the water upon accumulation of these bubbles around the exchanger (9) is prevented by separation of air bubbles in the water, before it reaches to water softener (2). In addition, by removing of air bubbles, extra pressure that they may lead in the water softener (2) is also prevented.

[0011] When the water separated from air bubbles reaches to ion exchanger (9) in the water softener (2), calcium and magnesium ions contained that cause the water hardness are retained on the exchanger (9), conditioned and sent to the machine (1). When the water hardness exceeds the limit determined by the manufacturer, salt-water mixture is delivered to the ion exchanger (9) by the electrovalve (12) opened with a signal coming from the electronic card before the water is sent to the machine (1) and ions accumulated on the ion exchanger (9) are cleaned off. For this cleaning process, water exiting from the air breaker (7) reaches this section by passing through the hose (11) located between the air breaker (7) and the section where the salt-water mixture is contained. Water passed through the ion exchanger (9) reaches to the sump (3) and is discharged from here by the drain pump (4). Ion exchanger cleaning process is generally made process in many machines.

[0012] The salt used to clean the exchanger (9) in the dishwashers (1) is put in the water softener (2) located in the dishwasher (1) shown in figure 1. When the salt in the water softener (2) is over, absence of salt is detected by the dishwasher (1) and the user is warned to add salt by signals such as a turned on indicator light located on the control panel of the dishwasher (1) or relevant warning seen on the display. When the user opens the cover of the water softener (2) to add salt, some amount of salty water floods into the sump (3) due to pressure inside the water softener (2). Flooding of water continues during

the salt addition process and some amount of water accumulates in the sump (3). After the salt addition process ended, cover of the water softener (2) is closed by the user.

5 **[0013]** In prior art, when washing is made after the salt addition, water taken into the dishwasher (1) is mixed with the water of high salt concentration in the sump (3) and since the dishes are washed with this salty water mixture, stains are formed on the dishes after washing.
10 In the method of the invention as shown in figure 2, salty water accumulated in the sump (3) is discharged before washing and dishes are prevented to remain as stained. To do so, when the indicator light located on the control panel is turned off after the salt is added to the dishwasher (1), a signal goes to the electronic card on the control panel and stays at the memory of the card to make the dishwasher (1) to operate salt cleaning program of the invention after it is firstly operated by the user following the salt addition process no matter which washing program is chosen by the user, primarily to discharge of salty water accumulated in the sump (3), then to continue to the washing program chosen by the user to obtain stain-free washing of dishes. Salt cleaning program is operated only once before normal washing program by first operation of the machine by means of the signal remained at the memory of the card and then this signal is deleted from the card memory. Afterwards, machine (1) operates in normal washing program until next salt addition to the machine (1). In order to use the salt cleaning program when the dishwasher (1) is both empty and full, during the salt cleaning program of the invention, washing motor located inside the dishwasher (1) is not operated and therefore water passes firstly through the air breaker (7) and then through the ion exchanger (9) in the water softener (2) and accumulates in the sump (3) without being delivered to the spray arms located inside the dishwashers.

35 **[0014]** In graphic 1, a graphic of water amount in the machine (1) - time showing changes in accumulated water in the sump (3) of the dishwasher (1) and water amount during discharge over the time is given. After the salt addition into the water softener (2) is detected, a signal sent to the electronic card is saved in the card memory and dishwasher (1) sets the salt cleaning program before any program chosen by the user and electronic card starts this program by operating the drain pump (4). As can be seen from the graphic 1, as soon as the salt cleaning program starts, water (A) accumulated in the sump (3) of the machine (1) is completely discharged from the machine (1). At this stage, water inside the sump (3) is completely discharged. Then, water starts to fill the sump (3) by passing firstly through the air breaker (7) and then the exchanger (9) in the water softener (2) after electronic card opens the inlet valve (6). Water (B) is taken inside the machine (1) in just enough amounts to remove salty water residues in the sump (3). Amount of water is determined according the size of the sump (3). Since the washing motor is not op-

erated during the water intake process, water is not sent to the spray arms but it is conditioned by passing through the air breaker (7) and then exchanger (9) in the water softener (2) and the sump (3) is filled with that water, therefore it is not important whether the machine (1) is empty or loaded. Then, the water taken inside is discharged by operating the drain pump (4) from a while and discharged water is expelled by delivering to the waste water discharge channel (5). At this stage, water inside the machine (1) is again discharged completely. Therefore, salty water accumulated in the machine (1) is cleaned by taking water inside the machine (1) and discharging it. Water is taken inside dishwasher (1) and then discharged one or more times. Therefore, the cleaning program of the invention is automatically operated without the need for the user to make any operation, unwanted salty water accumulated in the sump (3) is discharged and washing the dishes is continued according to the program chosen by the user.

Claims

1. A salt cleaning method used in a dishwasher (1) comprising a water inlet valve (6) which controls incoming of water into the dishwasher (1) from a water inlet tap (8); an air breaker (7) where the intake water is firstly directed to, and air bubbles contained therein are separated; a water softener (2) in the dishwasher (1) having a salt-water mixture in one section and an ion exchanger (9) in another section, and whereto water coming from the air breaker (7) is directed; an ion exchanger connection hose (10) which provides delivering of water exited from the air breaker (7) to the ion exchanger (9); an electrovalve (12) which is located between the section in which the salt-water mixture is contained and the section belonging to the ion exchanger (9), and which operates at time intervals predetermined by the manufacturer according to the water hardness; a hose (11) providing a connection between the air breaker (7) and the section in which the salt-water mixture is contained; a sump (3) where the water flooded from the water softener (2) is accumulated as a result of the pressure formed in the water softener (2) when the cover of the water softener (2) is opened to add salt during the salt addition of the user; a drain pump (4) used to discharge the water accumulated in the sump (3) through a waste water discharge channel (5), to provide for discharging of salty water without the need for the user to make any operation, for washing inside the sump and after salt addition process for preventing the dishes to be remained as stained; comprising the steps of:

- sending a signal to an electronic card after the detection of salt addition into the water softener (2)

- saving the signal in the card memory
- setting a salt cleaning program before any washing program chosen by the user; the method being **characterized in that** it comprises following steps:

- i. the electronic card starts the salt cleaning program by operating the drain pump (4);
- ii. as soon as the salt cleaning program starts, water (A) accumulated in the sump (3) of the dishwasher (1) is completely discharged from the dishwasher (1);
- iii. water taken into the dishwasher (1) starts to fill the sump (3) in an amount (B) enough to remove the salty water residues, without being sent to spray arms since a washing motor is not operated, by passing firstly through the air breaker (7) and then the exchanger (9) in the water softener (2) after the electronic card opens the water inlet valve (6);
- iv. the water (B) filled the sump (3) is discharged after a while by operating the drain pump (4) and expelled by delivering into the waste water discharge channel (5), and again the water inside the dishwasher (1) is completely discharged;
- v. providing operation of the dishwasher (1) on normal washing programs until next salt addition to the dishwasher by deleting the signal stored at the memory at the first stage from the card memory.

35 Patentansprüche

1. Salzreinigungsverfahren, das in einer Spülmaschine (1) verwendet wird, die ein Wassereinlassventil (6) umfasst, das den Einlauf von Wasser von einem Wassereinlasshahn (8) in die Spülmaschine (1) steuert; einen Luftbrecher (7), zu dem das Zulaufwasser zuerst geleitet wird und darin enthaltene Luftblasen abgeschieden werden; einen Wasserenthärter (2) in der Spülmaschine (1) mit einem Salz-/Wassergemisch in einem Teilabschnitt und einem Ionenaustauscher (9) in einem anderen Teilabschnitt, und wohin Wasser, das aus dem Luftbrecher (7) kommt, geleitet wird; einen Ionenaustauscheranschlussschlauch (10), der für eine Ableitung von Wasser, das aus dem Luftbrecher (7) austritt, zum Ionenaustauscher (9) sorgt; ein Elektroventil (12), das sich zwischen dem Teilabschnitt, in dem das Salz-/Wassergemisch enthalten ist, und dem zum Ionenaustauscher (9) gehörenden Teilabschnitt befindet, und das entsprechend der Wasserhärte in durch den Hersteller vorbestimmten Zeitabständen arbeitet; wobei ein Schlauch (11) eine Verbindung zwischen dem Luftbrecher (7) und dem Teilabschnitt

bereitstellt, in dem das Salz-/Wassergemisch enthalten ist, einen Sammelbehälter (3), in dem das aus dem Wasserenthärter (2) geflossene Wasser als Ergebnis des im Wasserenthärter (2) entstandenen Drucks gesammelt wird, wenn die Abdeckung des Wasserenthärters (2) während der Salzzugabe des Benutzers geöffnet wird; eine Abwasserpumpe (4), die dazu verwendet wird, das Wasser, das sich im Sammelbehälter (3) angesammelt hat, durch einen Brauchwasserauslasskanal (5) abzuleiten, um für eine Ausleitung von salzigem Wasser, ohne dass der Benutzer dabei eingreifen muss, um den Sammelbehälter innen auszuwaschen und nach einem Salzzugabevorgang zu sorgen, um zu verhindern, dass Flecken auf dem Geschirr zurückbleiben; die Schritte umfassend:

- Übertragen eines Signals an eine elektronische Karte, nach der Erfassung einer Salzzugabe in den Wasserenthärter (2),
- Speichern des Signals im Kartenspeicher,
- Einstellen eines Salzreinigungsprogramms vor irgendeinem vom Benutzer gewählten Waschprogramm;

wobei das Verfahren **dadurch gekennzeichnet ist, dass** es die folgenden Schritte umfasst:

- i. die elektronische Karte lässt das Salzreinigungsprogramm durch Betreiben der Abwasserpumpe (4) anlaufen;
- ii. sobald das Salzreinigungsprogramm anläuft, wird Wasser (A), das sich im Sammelbehälter (3) der Spülmaschine (1) angesammelt hat, vollständig aus der Spülmaschine (1) ausgeleitet;
- iii. Wasser, das in die Spülmaschine (1) eingelassen wird, beginnt den Sammelbehälter (3) in einer Menge (B) zu füllen, die ausreicht, um die salzigen Wasserrückstände, ohne dabei zu den Sprühharmen geleitet zu werden, weil ein Waschmotor nicht arbeitet, zu beseitigen, indem es zuerst durch den Luftbrecher (7) und dann durch den Austauscher (9) im Wasserenthärter (2) geleitet wird, nachdem die elektronische Karte das Wassereinlassventil (6) geöffnet hat;
- iv. das Wasser (B), das den Sammelbehälter (3) gefüllt hat, wird durch Betreiben der Abwasserpumpe (4) nach einer Weile ausgeleitet und durch Ableitung in den Brauchwasserauslasskanal (5) ausgestoßen, und wieder wird das Wasser im Inneren der Spülmaschine (1) vollständig ausgeleitet;
- v. ein Betrieb der Spülmaschine (1) mit normalen Waschprogrammen bis zur nächsten Salzzugabe in die Spülmaschine wird vorgesehen, indem das Signal, das beim ersten Schritt im Speicher gespeichert wurde, aus dem Kartenspeicher gelöscht wird.

Revendications

1. Procédé de nettoyage de sel utilisé dans un lave-vaisselle (1) comprenant une soupape d'entrée d'eau (6) qui contrôle l'entrée d'eau dans le lave-vaisselle (1) depuis un robinet d'entrée d'eau (8) ; un disjoncteur à air (7) où l'eau en entrée est tout d'abord dirigée et les bulles d'air contenues à l'intérieur sont séparées ; un adoucisseur d'eau (2) dans le lave-vaisselle (1) ayant un mélange sel-eau dans une section et un échangeur d'ions (9) dans une autre section, et où l'eau venant du disjoncteur à air (7) est dirigée ; un conduit de connexion de l'échangeur d'ions (10) qui permet la distribution d'eau sortant du disjoncteur à air (7) à l'échangeur d'ions (9) ; une électrovanne (12) qui est située entre la section contenant le mélange sel-eau et la section appartenant à l'échangeur d'ions (9), et qui fonctionne à des intervalles de temps prédéterminés par le fabricant, selon la dureté de l'eau ; un tuyau (11) fournissant une connexion entre le disjoncteur à air (7) et la section dans laquelle le mélange sel-eau est contenu ; un puisard (3) où l'eau submergée provenant de l'adoucisseur d'eau (2) est accumulée du fait de la pression formée dans l'adoucisseur d'eau (2) quand le couvercle de l'adoucisseur d'eau (2) est ouvert, pour ajouter du sel pendant l'addition de sel par l'utilisateur ; une pompe de vidange (4) utilisée pour décharger l'eau accumulée dans le puisard (3), à travers un canal de décharge d'eau usée (5), afin de fournir une décharge d'eau salée, sans qu'il soit nécessaire pour l'utilisateur d'effectuer une quelconque opération, pour laver l'intérieur du puisard et après le processus d'addition de sel pour empêcher les plats de rester sales ; comprenant les étapes consistant à :

- envoyer un signal à une carte électronique après la détection d'addition de sel dans l'adoucisseur d'eau (2)
- sauvegarder le signal dans la carte mémoire
- paramétrer un programme de nettoyage de sel avant tout programme de lavage choisi par l'utilisateur ; le procédé étant **caractérisé en ce qu'il** comprend les étapes suivantes :

- i. la carte électronique commence le programme de nettoyage de sel en actionnant la pompe de vidange (4) ;
- ii. dès que le programme de nettoyage de sel commence, l'eau (A) accumulée dans le puisard (3) du lave-vaisselle (1) est totalement déchargée dudit lave-vaisselle (1) ;
- iii. l'eau prélevée dans le lave-vaisselle (1) commence à remplir le puisard (3) dans une quantité (B) suffisante pour enlever les résidus d'eau salés, sans qu'ils soient envoyés aux bras de pulvérisation puis-

qu'aucun moteur de lavage n'est actionné, en les faisant passer tout d'abord à travers le disjoncteur à air (7) puis à travers l'échangeur (9) dans l'adoucisseur d'eau (2) après l'ouverture par la carte électronique de la soupape d'entrée d'eau (6) ;

iv. l'eau (A) ayant rempli le puisard (3) est déchargée après un moment, en faisant fonctionner la pompe de vidange (4) et est expulsée par distribution dans le canal de décharge de l'eau usée (5), et à nouveau l'eau à l'intérieur du lave-vaisselle (1) est totalement déchargée ;

v. le lave-vaisselle (1) est mis en route sur des programmes de lavage normaux jusqu'à la prochaine addition de sel au lave-vaisselle, en effaçant le signal mémorisé dans la mémoire au premier stade de la carte mémoire.

5

10

15

20

25

30

35

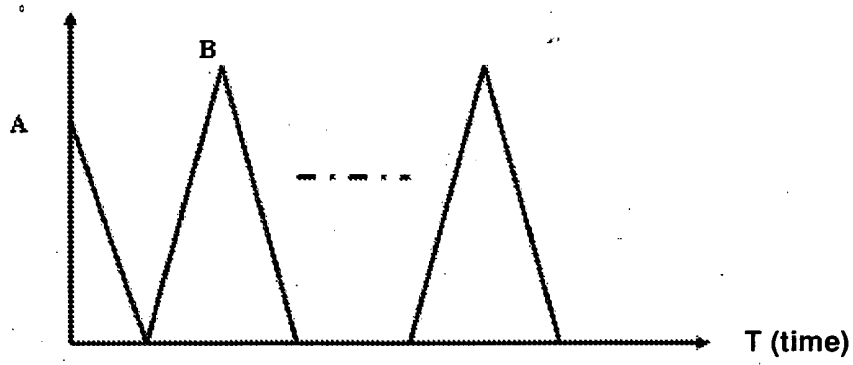
40

45

50

55

Amount of water in the dishwasher



Graphic - 1

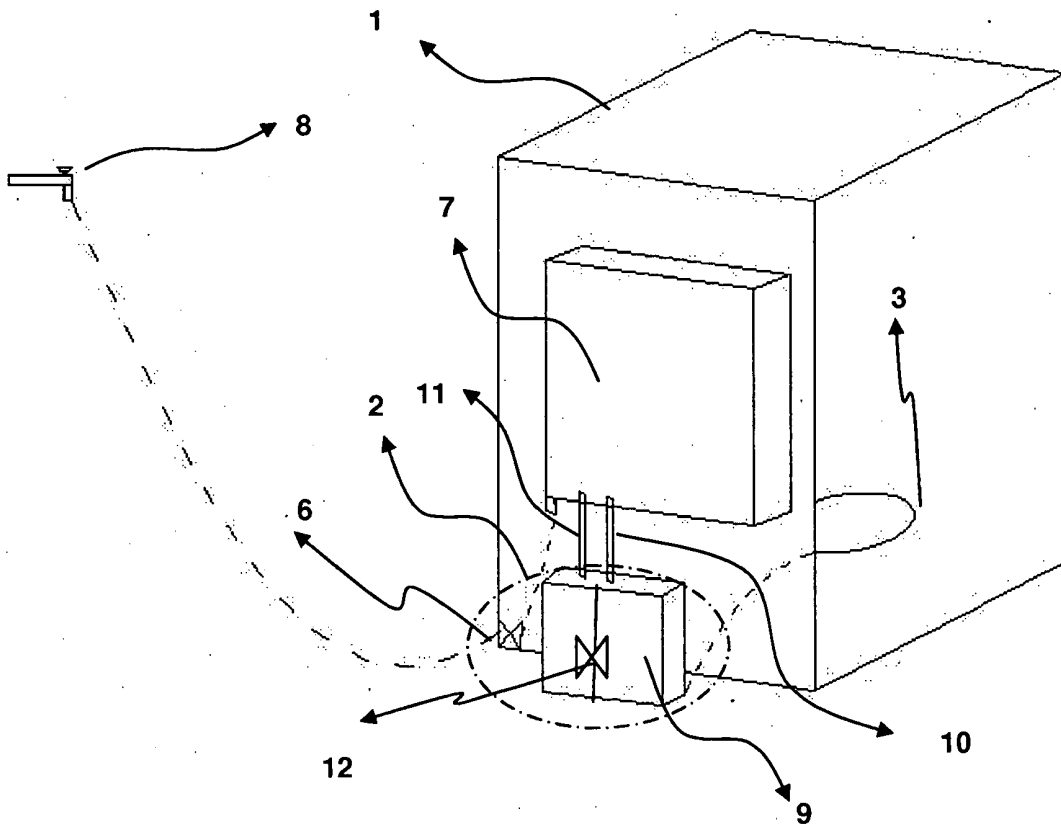


Figure - 1

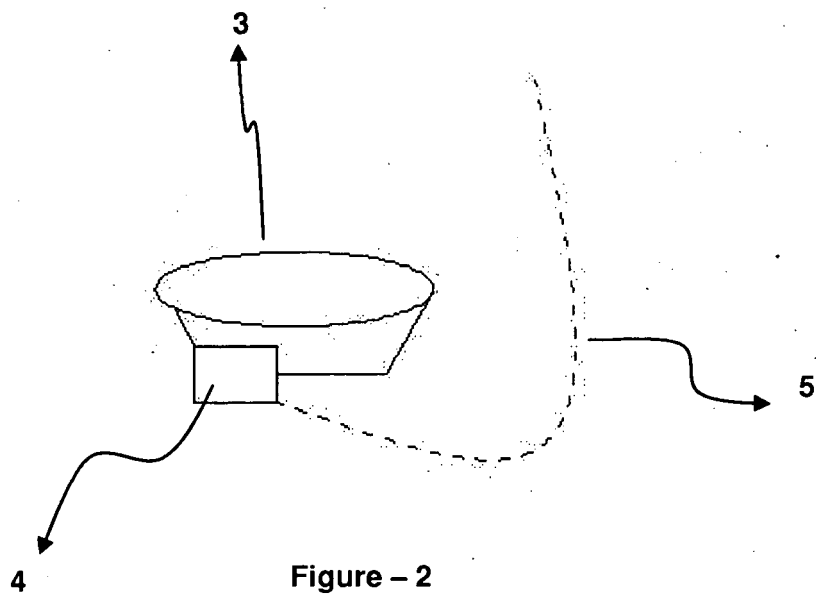


Figure - 2

REFERENCES CITED IN THE DESCRIPTION

This list of references cited by the applicant is for the reader's convenience only. It does not form part of the European patent document. Even though great care has been taken in compiling the references, errors or omissions cannot be excluded and the EPO disclaims all liability in this regard.

Patent documents cited in the description

- DE 4423866 [0003]
- EP 0405086 A [0004]