



(12) **EUROPEAN PATENT APPLICATION**

(43) Date of publication:
21.11.2007 Bulletin 2007/47

(51) Int Cl.:
H04R 25/00 (2006.01)

(21) Application number: **06120253.7**

(22) Date of filing: **07.09.2006**

(84) Designated Contracting States:
AT BE BG CH CY CZ DE DK EE ES FI FR GB GR HU IE IS IT LI LT LU LV MC NL PL PT RO SE SI SK TR
Designated Extension States:
AL BA HR MK YU

(30) Priority: **16.05.2006 EP 06114038**

(71) Applicant: **Phonak AG**
8712 Stäfa (CH)

(72) Inventors:
• **Roeck, Hans-Ueli**
8634 Hombrechtikon (CH)

• **Vonlanthen, Andi**
5453 Remetschwil (CH)
• **Allegro Baumann, Silvia**
6314 Unteraegeri (CH)
• **Boretzki, Michael**
8630 Rueti (CH)
• **Meier, Hilmar**
8008 Zürich (CH)
• **Lechner, Hubert**
8057 Zürich (CH)
• **Feilner, Manuela**
8704 Herrliberg (CH)

(74) Representative: **Troesch Scheidegger Werner AG**
Schwäntenmos 14
8126 Zumikon (CH)

(54) **Hearing device and method of operating a hearing device**

(57) The method for operating a hearing device (1) having an adjustable transfer function (G) comprising M sub-functions ($g_1 \dots g_M$), wherein M is an integer with $M \geq 1$, and

wherein said transfer function (G) describes how input audio signals (S1) generated by an input transducer unit (2) of said hearing device (1) relate to output audio signals (S2) to be fed to an output transducer unit (5) of said hearing device (1), comprises the steps of:

- deriving said input audio signals (S1) from a current acoustic environment; and

for each of said M sub-functions (g_1, \dots, g_M):

- deriving, on the basis of said input audio signals (S1) and for each class of N classes (C_1, \dots, C_N) each of which describes a predetermined acoustic environment, a class similarity factor (p_1, \dots, p_N) indicative of the similarity of said current acoustic environment with the predetermined acoustic environment described by the respective class, wherein N is an integer with $N \geq 2$;

- deriving from N predetermined base parameter sets ($B_{1/1}, \dots, B_{1/N}, \dots, B_{M/1}, \dots, B_{M/N}$) assigned to the respective sub-function (g_1, \dots, g_M) and in dependence of said class similarity factors (p_1, \dots, p_N) an activity parameter set (a_1, \dots, a_M) for the respective sub-function (g_1, \dots, g_M), wherein each of said N base parameter sets ($B_{1/1}, \dots, B_{1/N}, \dots, B_{M/1}, \dots, B_{M/N}$) assigned to the respective sub-function (g_1, \dots, g_M) is assigned to a different class (C_1, \dots, C_N) of said N classes (C_1, \dots, C_N);

- adjusting the respective sub-function (g_1, \dots, g_M) by means of said activity parameter set (a_1, \dots, a_M).

It is suggested to use a time-averaged activity parameter set (a_1^*). An improved adaptation of the hearing device to a current acoustic environment can be achieved.

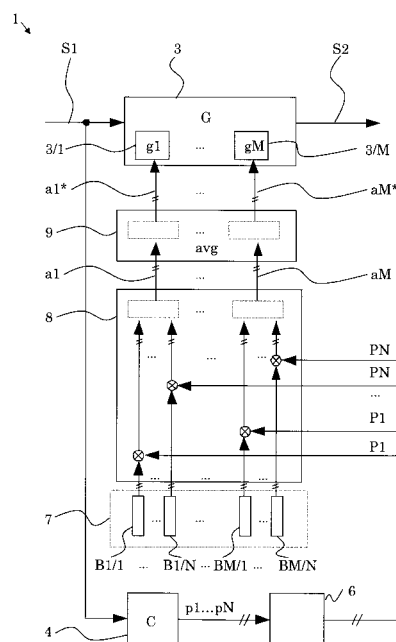


Fig. 2

Description**Technical Field**

5 **[0001]** The invention relates to a method for operating a hearing device and to a hearing device. Under "hearing device", a device is understood, which is worn adjacent to or in an individual's ear with the object to improve the individual's acoustical perception. Such improvement may also be barring acoustical signals from being perceived in the sense of hearing protection for the individual. If the hearing device is tailored so as to improve the perception of a hearing impaired individual towards hearing perception of a "standard" individual, then we speak of a hearing-aid device. With respect to
10 the application area, a hearing device may be applied behind the ear, in the ear, completely in the ear canal or may be implanted. A hearing system comprises at least one hearing device. Typically, a hearing system comprises, in addition, another device, which is operationally connected to said hearing device, e.g., another hearing device or a remote control.

Background of the Invention

15 **[0002]** Modern hearing devices, in particular, hearing-aid devices, when employing different hearing programs (typically two to four; also referred to as audiophonic programs), permit their adaptation to varying acoustic environments, also referred to as acoustic scenes or acoustic situations. The idea is to optimize the effectiveness of the hearing device for the hearing device user in all situations.

20 **[0003]** The hearing program can be selected either via a remote control or by means of a selector switch on the hearing device itself. For many users, however, having to switch program settings is a nuisance, or it is difficult, or even impossible. It is also not always easy, even for experienced users of hearing devices, to determine, which program is suited best and offers optimum speech intelligibility at a certain point in time. An automatic recognition of the acoustic scene and a corresponding automatic switching of the program setting in the hearing device is therefore desirable.

25 **[0004]** The switch from one hearing program to another can also be considered a change in a transfer function of the hearing device, which transfer function describes how input audio signals generated by an input transducer unit of the hearing device relate to output audio signals to be fed to an output transducer unit of the hearing device.

[0005] There exist several different approaches to the automatic classification of acoustic environments (also referred to as acoustic surroundings). Typically, the methods concerned involve the extraction of different characteristics from
30 an input signal. Based on the so-derived characteristics, a pattern-recognition unit employing a particular algorithm makes a determination as to the attribution of the analyzed signal to a specific acoustic environment.

[0006] As examples for classification methods and their application in hearing systems, the following publications shall be named: WO 01/20965 A2, WO 01/22790 A2 and

35 WO 02/32208 A2.

[0007] Not in all acoustic environments, the program change based on the classification result provides for an optimum hearing sensation for the user. It is desirable to provide for an improved automatic adaptation of the transfer function of the hearing device to a current (actual) acoustic environment.

40 **[0008]** From US 5'604'812, a hearing device is known, which, in absence of pre-stored hearing device settings, automatically and continuously adapts the transfer function by means of fuzzy logic. The results of such an approach may be unpredictable and might lead to undesired hearing device settings.

[0009] WO 99/65275 A1 discloses a device, e.g., a hearing device, with a signal processor, wherein parameters of the signal processor are directly steered in dependence of input signals.

45

Summary of the Invention

[0010] One object of the invention is to create a hearing device and a method for operating a hearing device, which provide for an improved automatic adaptation of its transfer function to a current acoustic environment.

50 **[0011]** Another object of the invention is to provide for a flexibly adjustable way for automatically adapting the transfer function to a current acoustic environment.

[0012] Another object of the invention is to provide for a safe and robust way for automatically adapting the transfer function to a current acoustic environment.

55 **[0013]** Another object of the invention is to provide for a reliable and reproducible way for automatically adapting the transfer function to a current acoustic environment.

[0014] Another object of the invention is to avoid that a user of the hearing device is annoyed by sudden strong changes in the transfer function.

[0015] Another object of the invention is to avoid that a user of the hearing device is annoyed by repeated recognizable

changes in the transfer function.

[0016] At least one of these objects is at least partially achieved by the methods and apparatuses according to the patent claims.

[0017] Further objects emerge from the description and embodiments below.

[0018] The method for operating a hearing device having an adjustable transfer function comprising M sub-functions, wherein M is an integer with $M \geq 1$, and wherein said transfer function describes how input audio signals generated by an input transducer unit of said hearing device relate to output audio signals to be fed to an output transducer unit of said hearing device, comprises the steps of

- deriving said input audio signals from a current acoustic environment; and

for each of said M sub-functions:

- deriving, on the basis of said input audio signals and for each class of N classes each of which describes a predetermined acoustic environment, a class similarity factor indicative of the similarity of said current acoustic environment with the predetermined acoustic environment described by the respective class,

wherein N is an integer with $N \geq 2$;

- deriving from N predetermined base parameter sets assigned to the respective sub-function and in dependence of said class similarity factors an activity parameter set for the respective sub-function, wherein each of said N base parameter sets assigned to the respective sub-function is assigned to a different class of said N classes;

- adjusting the respective sub-function by means of said activity parameter set.

[0019] The method may be considered a method for adapting a transfer function of a hearing device to a current acoustic environment or to changes in an acoustic environment.

[0020] The hearing device comprises

- an input transducer unit for deriving input audio signals from a current acoustic environment;

- an output transducer unit for receiving output audio signals;

- a signal processing unit for deriving said output audio signals from said input audio signals by processing said input audio signals according to an adjustable transfer function, which adjustable transfer function describes how said input audio signals relate to said output audio signals and comprises M sub-functions, wherein M is an integer with $M \geq 1$;

- a classifier unit for deriving, on the basis of said input audio signals and for each class of N classes each of which describes a predetermined acoustic environment, a class similarity factor indicative of the similarity of said current acoustic environment with the predetermined acoustic environment described by the respective class, wherein N is an integer with $N \geq 2$;

- a base parameter storage unit storing, for each of said M sub-functions, N predetermined base parameter sets each assigned to a different class of said N classes;

- a processing unit operationally connected to said base parameter storage unit and adapted to deriving an activity parameter set for each of said M sub-functions, wherein each of said activity parameter sets is derived in dependence of said class similarity factors from the base parameter sets assigned to the respective sub-function;

wherein each of said M sub-functions is adjusted by means of the respective activity parameter set.

[0021] Considered under a slightly different point of view, the hearing device according to the invention has a number of base parameter sets. These will usually be selected such that, applied to the transfer function (or, more particularly, each applied to the corresponding sub-function), they provide for an optimum hearing sensation in a predetermined acoustic environment. The base parameter sets may be found during a fitting procedure (also referred to as adaptation procedure or as training procedure), e.g., in a manner that is known from hearing-aid devices with a number of hearing programs between which one can switch. During the normal operation of the hearing device (which is different from a fitting or training phase), the current acoustic environment is analyzed, and a vector is derived, which contains information

on the likenesses (similarities) of the current acoustic environment and each of the predetermined acoustic environments. Instead of only being able to simply choosing that one base parameter set belonging to the highest similarity value, the hearing device is capable of weighting the base parameter sets in dependence of their corresponding similarity value. This way, transfer function parameters can be adapted to changes of the acoustic situation in a continuous way. This adaptation is based on predetermined settings, which provides for robustness and reproducibility.

[0022] Considered under another slightly different point of view, a continuous mixture of hearing programs is achieved by mixing, in dependence of the current acoustic environment, parameters of the transfer function within the framework of predetermined base parameter settings. The invention takes into account that real-world acoustic environments seldomly correspond to pure sound classes like (pure) "music", (pure) "speech" or (pure) "speech in noise", but mostly have aspects of various classes. It takes also into account the existing knowledge of the fitter to define base parameter sets optimized for pure sound situations and builds upon this know-how.

[0023] The invention may be considered to provide for a "mixed-mode classification" or for a "mixed-program mode".

[0024] Within the present patent application, the processes involved in conjunction with "classes", "classifying", "classification" and "classification" are certainly not meant to confine to solely assigning that one class to a current acoustic environment, which describes said current acoustic environment best; but it is meant to refer to any way of obtaining, for each of a multitude (2, 3, 4, 5 or more) of predetermined acoustic environments, a measure for the similarity (likeness, resemblance) of said current acoustic environment and the predetermined acoustic environment described by a respective class.

[0025] From a certain point of view, it is nevertheless possible to split up said step of

- deriving, on the basis of said input audio signals and for each class of N classes each of which describes a predetermined acoustic environment, a class similarity factor indicative of the similarity of said current acoustic environment with the predetermined acoustic environment described by the respective class, wherein N is an integer with $N \geq 2$;

into the two steps of

- classifying, on the basis of said input audio signals, said current acoustic environment according to a set of N predetermined classes, which describe one predetermined acoustic environment each, wherein N is an integer with $N \geq 2$; and
- outputting, for each of said N classes, a class similarity factor indicative of the similarity of said current acoustic environment with the predetermined acoustic environment described by the respective class.

[0026] Said similarity values can be obtained in a straightforward manner from evaluating the differences between a classification result for the current acoustic environment and the classification result for each of said predetermined acoustic environments. E.g., euclidian distances or multivariate variance analysis can be used for obtaining such a difference.

[0027] The invention allows to prevent the occurrence of repeated strong changes in the transfer function, since it is possible to smoothly change transfer function parameters. On the other hand, the invention provides for reliable and predictable changes in the transfer function, since the framework of the base parameter sets avoids that parameters change in an undesired way or develop towards strange, inadequate settings. The latter might happen in solutions with an "automatic" adaptation of parameter sets based upon artificial cost functions, which do not fully reflect the full set of human audiological perception.

[0028] The invention is particularly useful also in hearing systems comprising two hearing devices (one dedicated to each ear of the user), in particular if the two hearing devices cannot communicate with each other, since differences in the transfer function changes between the two hearing devices - in particular if occurring in a stepwise manner - may be easily recognizable by the user and can be rather disturbing.

[0029] It can be considered an advantage of the invention, that the complex problem of automatically adapting the transfer function to a current environment is tackled basically by solving two main problems for which solutions are known: classification of a current acoustic environment, and optimally processing sound of predefined (pure) sound classes. Good ways for classifying acoustic environments are known, and good ways for deriving optimum base parameter sets for predefined sound classes are known. An activity parameter set can be obtained as an appropriate mixture of base parameter sets, wherein that mixture depends on the similarity values derived in conjunction with the classification.

[0030] It can be considered another advantage of the invention, that it can be made backward-compatible with known hard-switching one-program-at-a-time hearing devices, since it can easily be foreseen that, instead of using a mixture of base parameter sets, only the parameters of that one base parameter set are used, which is assigned to the class with the highest similarity value.

[0031] The transfer function may and usually will comprise two or more sub-functions, which shall undergo changes

when the acoustic environment changes. I.e., the transfer function, through which usually many kinds of signal processing can be realized (including filtering, amplifying, compressing and many others), is subdivided into a number of meaningfully combined parts (the sub-functions), and at least some of the sub-functions can be controlled by an associated activity parameter set. Through a sub-function, e.g., beam forming, noise cancelling, feedback cancelling, dynamics processing or filtering, may be realized. An advantage of subdividing the transfer function into a number of sub-functions is, that specifying a sub-function and verifying that a sub-function is working correctly, is simpler than doing so with a very complex transfer function as a whole.

[0032] An activity parameter set may be several (two, three, four or more) parameters (values, numbers), but it may also be just one value or, in particular, one number, which could be considered a strength or an activity setting. Such a one-number strength may, e.g., range from "off" to "fully on" (or from 0 to 1 or from 0 % to 100 %) and indicate the degree to which the corresponding sub-function shall take effect or be in force. E.g., in the case of a beam-former sub-function, the activity setting could range from an omni-directional polar pattern to a maximally focussed directional characteristic typically towards the front (nose) of the hearing device user.

[0033] As will have become clear from the above, the activity parameter sets are obtained in dependence of the current acoustic environment. Accordingly, parameters of activity parameter sets are not predetermined and fixed. The value or values making up an activity parameter set are, during normal operation of the hearing device, frequently, typically quasi-continuously, re-calculated and updated. Therefore, the activity parameter sets are dynamic parameters sets. Accordingly, they can be considered sets of signals, referred to as activity signal sets.

[0034] In one embodiment, for each of said N classes, a class weight factor is derived from the corresponding class similarity factor, and, for each of said M sub-functions, said deriving of said activity parameter set comprises weighting each base parameter set assigned to the respective sub-function with the corresponding class weight factor.

[0035] Said deriving of said class weight factors may comprise, for at least one of said N classes, multiplication with an individual class factor and/or addition of an individual class offset.

[0036] In a second aspect of the invention besides the "mixed-mode classification" or "mixed-program mode" aspect, the invention may be seen in using a time-averaged activity parameter set for controlling at least one sub-function. This aspect can be of great value in conjunction with the above-described aspect of the invention ("mixed-mode classification" or "mixed-program mode" aspect), but it may be applied separately therefrom, in conjunction with any hearing device, which allows for gradual changes in the transfer function during normal operation, in particular when such changes in the transfer function are accomplished or requested automatically. Said activity parameter set may be just one parameter of the transfer function or a number of parameters of the transfer function.

[0037] This second aspect of the invention allows to provide for smooth changes in the transfer function, even if rather quick back-and-forth changes occur because of strongly changing acoustic environments.

[0038] In one embodiment, an averaging time for said time-averaging is chosen in dependence of past changes in the activity parameter set. I.e., the averaging time is chosen differently when the activity parameter set has changed a lot in the recent past with respect to when the activity parameter set has hardly changed in the recent past.

[0039] More particularly, the averaging time may be decreased, when said past changes in the activity parameter set decrease, and increased, when the said past changes in the activity parameter set increase. This kind of behavior can strongly decrease annoyingly fast changes in the transfer function when they are inadequate, while allowing for fast changes in the transfer function when they are necessary.

[0040] The advantages of the apparatuses correspond to the advantages of corresponding methods.

[0041] Further preferred embodiments and advantages emerge from the dependent claims and the figures.

Brief Description of the Drawings

[0042] Below, the invention is described in more detail by means of examples and the included drawings. The figures show schematically:

Fig. 1 a diagrammatical illustration of a hearing device;

Fig. 2 a diagrammatical illustration of a hearing device;

Fig. 3 an illustration of an activity parameter and a corresponding time-averaged activity parameter as a function of time;

Fig. 4 an exemplary embodiment of an averaging unit.

[0043] The reference symbols used in the figures and their meaning are summarized in the list of reference symbols. Generally, alike or alike-functioning parts are given the same or similar reference symbols. The described embodiments

are meant as examples and shall not confine the invention.

Detailed Description of the Invention

[0044] Fig. 1 shows a diagrammatical illustration of a hearing device 1, which comprises an input transducer unit 2, e.g., a microphone or an arrangement of microphones, for transducing sound from the current (actual) acoustic environment into input audio signals S1, wherein audio signals are electrical signals, of analogue and/or digital type, which represent sound. The input audio signals S1 are fed to a signal processing unit 3 for processing according to a transfer function G, which can be adapted to the needs of a user of the hearing device in dependence of said current acoustic environment. The transfer function G is or comprises at least one sub-function. In Fig. 1, the transfer function G is or comprises only one sub-function g1, which is realized in a signal processing circuit 3/1. Said signal processing circuit 3/1 may, e.g., provide for beam forming or for noise suppression or for another part of the transfer function G.

[0045] From the input signals S1, the signal processing circuit 3 derives output audio signals S2, which are fed to an output transducer unit 5, e.g., a loudspeaker. The output transducer unit 5 transduces the output audio signals S2 into signals to be perceived by the user of the hearing device, e.g., into acoustic sound, as indicated in Fig. 1.

[0046] An automatic adaptation of the transfer function G to said current acoustic environment is accomplished in the following manner:

The input audio signals S1 are fed to a classifier unit 4, in which said current acoustic environment is classified, wherein any known classification method can in principle be used. I.e., the current acoustic environment, represented by the input audio signals S1, is compared to N predetermined acoustic environments, each described by one class of a set of N predefined classes C1...CN.

[0047] A set of N class similarity factors $p_1...p_N$ is output, wherein each of the class similarity factors $p_1...p_N$ is indicative of the similarity of said current acoustic environment with the respective predetermined acoustic environment of classes C1...CN or, put in other words, of the likeness (resemblance) of said current acoustic environment and the respective predetermined acoustic environment, or, expressed differently, of the degree of correspondence between said current acoustic environment and the respective predetermined acoustic environment.

[0048] The classification may be accomplished in various ways known in the art. E.g., as indicated in Fig. 1, the input audio signals S1 may be fed to a feature extractor FE, in which a set of (technical, auditory or other) features are extracted from the input audio signals S1. That set of features is analyzed and classified in a classifier C, which also provides for further processing in order to derive said class similarity factors $p_1...p_N$.

[0049] Today, N may typically be $N = 2$, $N = 3$, $N = 4$, $N = 5$ or possibly larger. Typical classes may be "speech", "speech in noise", "noise", "music" or others. Typical features are, e.g., spectral shape, harmonic structure, coherent frequency and/or amplitude modulations, signal-to-noise ratio, spectral center of gravity, spatial distribution of sound sources and many more.

[0050] The automatic adaptation of the transfer function G is on the one hand based on said class similarity factors $p_1...p_N$ and on the other hand based on base parameter sets. Said base parameter sets are predetermined, and their respective values are usually obtained during a fitting procedure and/or may be at least partly pre-defined in the hearing device 1.

[0051] For each sub-function (in Fig. 1, there is only one sub-function g1 shown), one base parameter set $B_{1/1}, ..., B_{1/N}$ is provided per class, $B_{1/1}$ for class C1, $B_{1/2}$ for class C2, ... and $B_{1/N}$ for class CN. I.e., for each class C1...CN and each sub-function, there is one base parameter set. Each base parameter set comprises data (typically one number or several numbers), which optimally adjust the respective sub-function to the user's needs and preferences in the respective pre-defined acoustic environment.

[0052] In order to adapt the transfer function G, and in particular each sub-function, to a current acoustic environment, for each sub-function, the base parameter sets are mixed in dependence of their class similarity factors $p_1...p_N$. In the embodiment of Fig. 1, this is accomplished by multiplying each base parameter set $B_{1/1}, ..., B_{1/N}$ with a respective class weight factor $P_1...P_N$ and summing up the accordingly weighted base parameter sets $B_{1/1}, ..., B_{1/N}$ in a processing unit 8. Said multiplication and summing up of base parameter sets is done separately for each parameter of a base parameter set.

[0053] Said class weight factors $P_1...P_N$ are derived from said class similarity factors $p_1...p_N$. In the example of Fig. 1, the class weight factor $P_1...P_N$ are obtained by adding to each class similarity factor $p_1...p_N$ an individual class offset $\alpha_1... \alpha_N$ and multiplying the result (class-wise) by an individual class factor $f_1...f_N$. An optional normalization of the class weight factors $P_1...P_N$ is not shown in Fig. 1. This enables an adaptation of the mixing and, accordingly, of the whole automatic adaptation behaviour, to preferences of the user.

[0054] The processing unit 8 outputs an activity parameter set a1 (generally: one for each sub-function), which is fed to the transfer function G, or, more precisely, to the respective sub-function. Accordingly, the transfer function G is

adapted to the current acoustic environment in a fashion based on the predetermined base parameter sets.

A simple example:

[0055] $M = 1$, g_1 : beamformer; $N = 2$, C_1 : music, C_2 : speech in noise. The according base parameter sets $B_1/1$, $B_1/2$ do not have to be derived in a fitting procedure, but can be preprogrammed by the hearing device manufacturer: $B_1/1 = 0$, $B_1/2 = 1$, which means that no beam forming (zero activity of g_1) shall be used when the user wants to listen to music, and full beam forming (full activity of g_1) shall be used when the user wants to understand a speaker in a noisy place. Zero beam forming activity will usually mean that an omnidirectional polar pattern of the input transducer unit 2 shall be used, and full beam forming activity will typically mean that a high sensitivity towards the front direction (along the user's nose) shall be used, with little sensitivity for sound from other directions.

[0056] When the user is in an acoustic environment with $p_1 = 99\%$ and $p_2 = 1\%$, i.e., the classification result implies that the current acoustic environment is practically pure music, the beam former (realized by sub-function g_1) is run with (at least approximately) $B_1/1$, i.e., at practically zero activity ($\alpha_1 = \alpha_2 = 0$, $f_1 = f_2 = 1$ implied).

[0057] When the user is in an acoustic environment with $p_1 = 1\%$ and $p_2 = 99\%$, i.e., the classification result implies that the current acoustic environment is practically purely speech-in-noise, the beam former (realized by sub-function g_1) is run with (at least approximately) $B_1/2$, i.e., with practically full activity ($\alpha_1 = \alpha_2 = 0$, $f_1 = f_2 = 1$ implied).

[0058] When, however, the user is in an acoustic environment with $p_1 = 40\%$ and $p_2 = 60\%$ (e.g., in a restaurant situation with background music), i.e., the classification result implies that the current acoustic environment has aspects of music and somewhat stronger aspects of speech-in-noise, the beam former (realized by sub-function g_1) is run with $0.4 \times B_1/1 + 0.6 \times B_1/2$, i.e., with moderate activity ($\alpha_1 = \alpha_2 = 0$, $f_1 = f_2 = 1$ implied). The beam former may provide for a medium emphasis of sound from the front hemisphere and only little suppression of sound from elsewhere.

[0059] Of course, instead of the simple linear behaviour of the mixing of the base parameter sets that is exemplary discussed above, also more sophisticated (non-linear) ways of mixing the base parameter sets may be applied.

[0060] If it is particularly important to the user to understand speech in noisy surroundings, whereas he is not particularly fond of music, this individual preference may be taken into account by using something like $\alpha_1 = 0$, $\alpha_2 = 0.3$ and/or $f_1 = 0.8$, $f_2 = 1.5$, or the like.

Another simple example:

[0061] $M = 1$, g_1 : gain model (amplification characteristic); $N = 2$, C_1 : music, C_2 : speech. The according base parameter sets $B_1/1$, $B_1/2$ will usually be derived in a fitting procedure and indicate the amplification in dependence of incoming signal power that shall be used; characterized, e.g., in terms of decibel values characterizing the incoming signal power and compression values characterizing the steepness of increase of output signal with increase of incoming signal power. E.g., $B_1/1 = (50\text{dB}, 2.5; 90\text{dB}, 0.8; 110\text{dB}, 0.3; 0)$ indicating expansion below 50dB, light compression up to 90dB, strong compression up to 110dB and limiting (infinite compression) thereabove. On the other hand, for speech, other values may be used, e.g., $B_1/1 = (30\text{dB}, 2.5; 80\text{dB}, 0.4; 105\text{dB}, 0.2; 0)$ indicating expansion below 30dB, medium compression up to 80dB, strong compression up to 105dB and limiting thereabove. These rather arbitrarily chosen numbers for the base parameter sets shall just indicate one possible way of forming base parameter sets. Usually, gain models are furthermore frequency-dependent, so that the base parameter sets will, in addition, comprise frequency values and, accordingly, even more decibel values and compression values (for the various frequency ranges).

[0062] When the user is in an acoustic environment with $p_1 = 99\%$ and $p_2 = 1\%$, i.e., the classification result implies that the current acoustic environment is practically pure music, the gain model (realized by sub-function g_1) is run with (at least approximately) $B_1/1$ ($\alpha_1 = \alpha_2 = 0$, $f_1 = f_2 = 1$ implied).

[0063] When the user is in an acoustic environment with $p_1 = 1\%$ and $p_2 = 99\%$, i.e., the classification result implies that the current acoustic environment is practically pure speech, the gain model (g_1) is run with (at least approximately) $B_1/2$ ($\alpha_1 = \alpha_2 = 0$, $f_1 = f_2 = 1$ implied).

[0064] When, however, the user is in an acoustic environment with $p_1 = 40\%$ and $p_2 = 60\%$ (e.g., in a conversation situation with background music), i.e., the classification result implies that the current acoustic environment has aspects of music and somewhat stronger aspects of speech, the beam former (g_1) is run with $0.4 \times B_1/1 + 0.6 \times B_1/2$ ($\alpha_1 = \alpha_2 = 0$, $f_1 = f_2 = 1$ implied). I.e., the gain model is a linear combination of the the gain model for music and the gain model for speech, obtained in processing unit 8. The activity parameter set a_1 may be identical with this linear combination. Such an activity parameter set a_1 is, of course, no more just a simple strength value or an activity setting. Such an activity parameter set a_1 can already be, without further processing, the parameters used in the corresponding sub-function.

[0065] Of course, instead of the simple linear behaviour of the mixing of the base parameter sets that is exemplary discussed above, also more sophisticated (non-linear) ways of mixing the base parameter sets may be applied.

[0066] Said class similarity factors p_1 , p_2 can be obtained, e.g., in the following manner (in classifier unit 4):

[0067] In the feature extractor FE, a number of features is extracted from the input audio signals S1, e.g., rather technical characteristics like the signal power between 200 Hz and 600 Hz relative to the overall signal power and the harmonicity of the signal, or auditory-based characteristics like common build-up and decay processes and coherent amplitude modulations. Each examined feature provides for at least one value in a feature vector. For one specific current acoustic environment (represented by the input audio signals S1), the feature vector might be (3.0; 2.6; 4.1); note that usually, there will typically be between 5 and 10 or even more features and vector components. There is one feature vector for each predetermined acoustic environment, e.g., (5.3; 1.8; 3.6) for class C1 and (1.2; 3.1; 3.9) for class C2. The class similarity factors p1, p2 are a measure for the inverse distance between the feature vector of the current acoustic environment and the feature vector of class C1 and class C2, respectively. I.e., p1, p2 are measures for the closeness of the feature vector of the current acoustic environment and the feature vector of class C1 and class C2, respectively. A measure for said distance can be obtained, e.g., as the euclidian distance between the vectors, or by means of multivariate variance analysis. For example, the inverse of the square root of the sum of the squares of the differences between the components of the vectors can be used, i.e.,

$$\begin{aligned} p1 &= 1/\sqrt{(3.0-5.3)^2 + (2.6-1.8)^2 + (4.1-3.6)^2} \\ &= 1/\sqrt{6.18} = 0.402 \end{aligned}$$

$$\begin{aligned} p2 &= 1/\sqrt{(3.0-1.2)^2 + (2.6-3.1)^2 + (4.1-3.9)^2} \\ &= 1/\sqrt{3.53} = 0.532 \end{aligned}$$

[0068] In this case, the current acoustic environment is more similar to class C2 than to class C1, since $p1 < p2$.

[0069] Of course, normalization of each feature vector component (corresponding to a specific feature), e.g., to a range from 0 to 1, and/or a normalization during determining p1,p2 is advisable, and it is also possible to weight different features differently strong during determining p1,p2. A suitable normalization allows to generate class similarity factors, which lie between 0 and 1 and can therefore be expressed in percent (%), wherein the likeness of the current acoustic environment with a predetermined acoustic environment is the higher, the higher (and closer to 100 %) the corresponding class similarity factor is. The p1, p2 values in the two simple examples above were assumed to be class similarity factors normalized in such a way.

[0070] Fig. 2 shows a diagrammatical illustration of a hearing device 1, which is similar to the hearing device 1 of Fig. 1; the underlying principle is basically the same as in Fig. 1. But the hearing device 1 comprises an averaging unit 9, and at least two sub-functions g1...gM are drawn. And, the class similarity factors are processed by a processing circuit 6, which outputs the class weight factors P1...PN. The processing circuit 6 may perform various calculations, in particular take care of individual adaptations as provided by f1...fN and o1...oN (see Fig. 1).

[0071] The averaging unit 9 outputs time-averaged activity parameter sets a1* ... aM*, which are used for steering the sub-functions g1...gM. The advantages of this will become clear in the following.

[0072] The above-described mixing of base-parameter sets already provides for a significant improvement over prior art hearing devices, which can only run at one of a number of predetermined hearing programs at a time, wherein these hearing programs correspond to base parameter sets, which are optimized for a corresponding predefined class. The according switching between the predetermined hearing programs in such prior art hearing devices can be annoying to the user, in particular, if similarity values for competing classes are about equal to each other (e.g., about 50 % for each of two classes). In that case, a frequent switching between hearing programs may occur. Since, by means of the above-described mixing of base-parameter sets, (quasi-) continuous adaptations of the transfer function G are possible by means of the invention (without switching), and smooth and agreeable changes will take place in most situations.

[0073] There are, nevertheless, situations, when there might still occur undesirable recognizable changes in the transfer function G despite of the base parameter set mixing. E.g., in a car, classification may change within seconds from nearly 100 % speech (conversation at a red light) to nearly 100 % noise (acceleration) to nearly 100 % music (car radio) to nearly 100 % speech-in-noise (car radio speaker at medium or high speeds). A too fast adaptation of the transfer function may, in such a case, be undesirable.

[0074] A preferable behaviour of the adaptation of the transfer function G shall, as far as possible, fulfill the following points:

1. Upon a changing acoustic situation, the hearing device shall change its signal processing sufficiently fast, but as inconspicuous to the user as possible. This should provide for an optimum performance during most of the time.

2. In a constantly strongly changing situation, however, the user shall not be annoyed by the partly significant changes in signal processing, which would be needed for a full adaptation to different acoustic environments.

[0075] These features can be accomplished, at least in part, by means of the following behaviour:

a. In a constantly strongly changing situation, the partly significant changes in signal processing, which would be needed for a full adaptation to different sound classes, shall be averaged out, in order to achieve a more constant (more stable) signal processing.

b. When (after strong changes) an acoustic situation is (again) practically stable (for a certain span of time), the signal processing shall slowly fade towards the appropriate parameter set values (activity parameter sets) for this situation.

c. Only, when class similarity factors have remained relatively stable for a sufficiently long time (i.e., detection of a rather constant acoustic situation for a certain span of time), the hearing device shall (again) react fast upon a detected significant change in the acoustic environment.

[0076] Fig. 3 is a schematic illustration of an activity parameter a_1 and a corresponding time-averaged activity parameter a_1^* as a function of time t , which shall illustrate the above-depicted behaviour, wherein - for reasons of simplicity - only one parameter of an activity parameter set, or an activity parameter set comprising only one parameter is assumed. When fast great changes happen to a_1 , a_1^* will not fully follow a_1 . Later then, when changes in a_1 become weaker, a_1^* slowly drifts towards a_1 . Finally, after quite a while of approximately constant conditions, a rapid strong change in a_1 will be followed by a_1^* rather quickly and in full.

[0077] Such a behaviour can be readily implemented in form of software or otherwise. One exemplary implementation is shown in Fig. 4. The averaging unit 9 receives $a_1(t)$ and outputs $a_1^*(t)$. The averaging time τ , during which $a_1(t)$ -values are averaged, is controlled in dependence of past $a_1(t)$ -values.

[0078] $a_1(t)$ is fed to a differentiator 91, which outputs a value representative of the derivative of $a_1(t)$, i.e., a measure for the changes in $a_1(t)$. Therefrom, the absolute value is taken (reference 92), which then is integrated (summed up) in a leaky integrator 93. Through a leakage factor α , the time, until which the circuit reacts again to a fast change of the input after a series of former fast input changes, is determined.

[0079] Accordingly, a measure for the magnitude of changes during the past time is obtained. The corresponding value can be multiplied with a base time constant t_0 for adjustment. The so-obtained value is used as the time constant τ for an averager 90, which averages $a_1(t)$ during a time span τ and outputs the so-derived $a_1^*(t)$.

[0080] Using an averager with different attack and release time constants (not shown) allows the averaging unit to settle towards a predetermined percentage of the dynamic range of the many fast changes, when many fast changes occur. Only when the input to the averaging unit settles, the output of the averaging unit will follow slowly.

[0081] Both, the averaging in the averaging unit 9 and the processing in the processing unit 8 may be adjusted individually for different parameters of an activity parameter set and/or for parameter sets for different sub-functions. E.g., for sub-functions, which tend to strongly annoy the user when subject to rapid changes, greater time constants for averaging may be chosen (e.g., via t_0), whereas a more rapid following of $a_1^*(t)$ to $a_1(t)$ may be chosen for sub-functions that result in less strong irritations when changed. In the case of an averager with different attack and release time constants (not shown), different ratios of attack time constants to release time constants may be chosen for different sub-functions.

[0082] As has already been stated above, it is possible to have just one single parameter as a_1 for a sub-function. That parameter can be considered the "strength" or the "activity" of the sub-function.

[0083] It is to be noted that a time-averaging like the time-averaging described above, may not only be used for activity parameters (or more particularly, for each value or number of an activity parameter set), but may also be used, in general, for smoothing any other adjustments of a transfer function G . It is applicable to any (dynamically and/or continuously) adjustable processing algorithm.

[0084] It is furthermore to be noted, that the various units and parts in the Figures are merely logic units. They may be implemented in various ways, e.g., all in one processor chip or distributed over a number of processors; in one or several pieces of software and so on.

List of Reference Symbols

[0085]

5	1	hearing device
	2	input transducer unit, microphone unit, microphone
	3	signal processing unit, transmission unit
	3/1...3/M	signal processing circuits
	4	classifier unit
10	5	output transducer unit, loudspeaker
	6	processing circuit
	7	base parameter storage unit
	8	processing unit
	9	averaging unit
15	90	differentiator
	91	averager
	92	calculating the absolute value
	93	integrator
20	a1...aM	activity parameter set
	a1*...aM*	time-averaged activity parameter set
	B1/1...BM/N	base parameter sets
	C	classifier
	C1...CN	classes
25	FZ	feature extractor
	f1...fN	individual class factor
	G	transfer function
	g1...gM	sub-function
	M	number of sub-functions
30	N	number of classes
	o1...oN	individual class offset
	p1...pN	class similarity factor
	P1...PN	class weight factor
	S1	input audio signals
35	S2	output audio signals
	t	time
	t ₀	base time constant
	α	leakage factor
40	τ	time constant for averaging, averaging time

Claims

- 45 1. Method for operating a hearing device (1) having an adjustable transfer function (G) comprising M sub-functions (g1...gM), wherein M is an integer with $M \geq 1$, and wherein said transfer function (G) describes how input audio signals (S1) generated by an input transducer unit (2) of said hearing device (1) relate to output audio signals (S2) to be fed to an output transducer unit (5) of said hearing device (1), said method comprising the steps of
- 50 - deriving said input audio signals (S1) from a current acoustic environment; and
- for each of said M sub-functions (g1,...,gM):
- 55 - deriving, on the basis of said input audio signals (S1) and for each class of N classes (C1,...,CN) each of which describes a predetermined acoustic environment, a class similarity factor (p1;...;pN) indicative of the similarity of said current acoustic environment with the predetermined acoustic environment described by the respective class, wherein N is an integer with $N \geq 2$;
- deriving from N predetermined base parameter sets (B1/1,...,B1/N;...;BM/1,...,BM/N) assigned to the respective

sub-function ($g_1; \dots; g_M$) and in dependence of said class similarity factors (p_1, \dots, p_N) an activity parameter set ($a_1; \dots; a_M$) for the respective sub-function ($g_1; \dots; g_M$), wherein each of said N base parameter sets ($B_1/1, \dots, B_1/N; \dots; B_M/1, \dots, B_M/N$) assigned to the respective sub-function ($g_1; \dots; g_M$) is assigned to a different class ($C_1; \dots; C_N$) of said N classes (C_1, \dots, C_N);

- adjusting the respective sub-function ($g_1; \dots; g_M$) by means of said activity parameter set ($a_1; \dots; a_M$).

2. Method according to claim 1, with $M \geq 2$.

3. Method according to claim 1 or claim 2, wherein the base parameter sets ($B_1/1, \dots, B_M/N$) are chosen such that using each of the M base parameter sets ($B_1/1, \dots, B_M/1; \dots; B_1/N, \dots, B_M/N$) assigned to one specific class of said N classes (C_1, \dots, C_N) for adjusting the sub-function ($g_1; \dots; g_M$) to which the respective base parameter set ($B_1/1; \dots; B_M/N$) is assigned provides for optimized output audio signals (S_2), when said current acoustic environment is identical with the predetermined acoustic environment described by that specific class.

4. Method according to one of claims 1 to 3, wherein each of said activity parameter sets ($a_1; \dots; a_M$) comprises a multitude of values, in particular a multitude of numbers.

5. Method according to one of claims 1 to 3, wherein each of said activity parameter sets ($a_1; \dots; a_M$) is a single value, in particular, a single number.

6. Method according to one of the preceding claims, comprising the step of

- deriving, for each of said N classes (C_1, \dots, C_N), a class weight factor ($P_1; \dots; P_N$) from the corresponding class similarity factor ($p_1; \dots; p_N$);

wherein, for each of said M sub-functions (g_1, \dots, g_M), said deriving of said activity parameter set ($a_1; \dots; a_M$) comprises weighting each base parameter set ($B_1/1, \dots, B_1/N; \dots; B_M/1, \dots, B_M/N$) assigned to the respective sub-function ($g_1; \dots; g_M$) with the corresponding class weight factor ($P_1; \dots; P_N$).

7. Method according to claim 6, wherein, for at least one of said N classes (C_1, \dots, C_N), said deriving of said class weight factor ($P_1; \dots; P_N$) comprises multiplication with an individual class factor ($f_1; \dots; f_N$) and/or addition of an individual class offset ($o_1; \dots; o_N$).

8. Method according to one of the preceding claims, wherein, for at least one of said M sub-functions (g_1, \dots, g_M), a time-averaged activity parameter set ($a_1^*; \dots; a_M^*$) is used for adjusting the respective at least one of said M sub-functions ($g_1; \dots; g_M$).

9. Method according to claim 8, further comprising the step of

- choosing an averaging time (τ) for said time-averaging in dependence of past changes in the respective activity parameter set ($a_1; \dots; a_M$).

10. Method according to claim 9, further comprising the steps of

- decreasing said averaging time (τ) when said past changes in the respective activity parameter set ($a_1; \dots; a_M$) decrease; and
- increasing said averaging time (τ) when said past changes in the respective activity parameter set ($a_1; \dots; a_M$) increase.

11. Method according to one of the preceding claims, wherein at least one of the group comprising beam forming, noise cancelling, feedback cancelling, dynamics processing, filtering is realized by means of at least one of said M sub-functions (g_1, \dots, g_M).

12. Hearing device (1) comprising

- an input transducer unit (2) for deriving input audio signals (S_1) from a current acoustic environment;
- an output transducer unit (5) for receiving output audio signals (S_2);
- a signal processing unit (3) for deriving said output audio signals (S_2) from said input audio signals (S_1) by

processing said input audio signals (S1) according to an adjustable transfer function (G), which adjustable transfer function (G) describes how said input audio signals (S1) relate to said output audio signals (S2) and comprises M sub-functions (g_1, \dots, g_M),

wherein M is an integer with $M \geq 1$;

- a classifier unit (4) for deriving, on the basis of said input audio signals (S1) and for each class of N classes (C_1, \dots, C_N) each of which describes a predetermined acoustic environment, a class similarity factor (p_1, \dots, p_N) indicative of the similarity of said current acoustic environment with the predetermined acoustic environment described by the respective class, wherein N is an integer with $N \geq 2$;
- a base parameter storage unit (7) storing, for each of said M sub-functions (g_1, \dots, g_M), N predetermined base parameter sets ($B_{1/1}, \dots, B_{1/N}; \dots; B_{M/1}, \dots, B_{M/N}$) each assigned to a different class ($C_1; \dots; C_N$) of said N classes (C_1, \dots, C_N);
- a processing unit (8) operationally connected to said base parameter storage unit (7) and adapted to deriving an activity parameter set ($a_1; \dots; a_M$) for each of said M sub-functions (g_1, \dots, g_M), wherein each of said activity parameter sets ($a_1; \dots; a_M$) is derived in dependence of said class similarity factors (p_1, \dots, p_N) from the base parameter sets ($B_{1/1}, \dots, B_{1/N}; \dots; B_{M/1}, \dots, B_{M/N}$) assigned to the respective sub-function ($g_1; \dots; g_M$);

wherein each of said M sub-functions (g_1, \dots, g_M) is adjusted by means of the respective activity parameter set ($a_1; \dots; a_M$).

13. Device (1) according to claim 12, with $M \geq 2$.

14. Device (1) according to claim 12 or claim 13, wherein, for each of said N classes (C_1, \dots, C_N), the M base parameter sets ($B_{1/1}, \dots, B_{M/N}$) assigned to one specific class of said N classes (C_1, \dots, C_N) are chosen such that optimized output audio signals (S2) are generated when said M base parameter sets ($B_{1/1}, \dots, B_{M/1}; \dots; B_{1/N}, \dots, B_{M/N}$) are each used for adjusting that sub-function ($g_1; \dots; g_M$) to which the respective base parameter set ($B_{1/1}; \dots; B_{M/N}$) is assigned and when said current acoustic environment is identical with the predetermined acoustic environment described by said specific class.

15. Device (1) according to one of claims 12 to 14, wherein each of said activity parameter sets ($a_1; \dots; a_M$) comprises a multitude of values, in particular a multitude of numbers.

16. Device (1) according to one of claims 12 to 14, wherein each of said activity parameter sets ($a_1; \dots; a_M$) is a single value, in particular, a single number.

17. Device (1) according to one of claims 12 to 16, wherein said processing unit (8) comprises an averaging unit (9) for deriving, for each of at least one of said M sub-functions (g_1, \dots, g_M), a time-averaged activity parameter set ($a_1^*; \dots; a_M^*$), and wherein said at least one of said M sub-functions (g_1, \dots, g_M) is adjusted by means of the respective time-averaged activity parameter set ($a_1^*; \dots; a_M^*$).

18. Hearing device (1) comprising

- means for deriving input audio signals (S1) from a current acoustic environment;
- means for processing said input audio signals (S1) according to an adjustable transfer function (G), which transfer function (G) comprises M sub-functions (g_1, \dots, g_M), wherein M is an integer with $M \geq 1$;
- means for deriving, on the basis of said input audio signals (S1) and for each class of N classes (C_1, \dots, C_N) each of which describes a predetermined acoustic environment, a class similarity factor ($p_1; \dots; p_N$) indicative of the similarity of said current acoustic environment with the predetermined acoustic environment described by the respective class, wherein N is an integer with $N \geq 2$;
- means for deriving an activity parameter set ($a_1; \dots; a_M$) for each of said M sub-functions (g_1, \dots, g_M), wherein each of said activity parameter sets ($a_1; \dots; a_M$) is derived in dependence of said class similarity factors (p_1, \dots, p_N) from N base parameter sets ($B_{1/1}, \dots, B_{1/N}; \dots; B_{M/1}, \dots, B_{M/N}$) assigned to the respective sub-function ($g_1; \dots; g_M$), wherein each of said N base parameter sets ($B_{1/1}, \dots, B_{1/N}; \dots; B_{M/1}, \dots, B_{M/N}$) assigned to the respective sub-function ($g_1; \dots; g_M$) is assigned to a different class ($C_1; \dots; C_N$) of said N classes (C_1, \dots, C_N);

wherein each of said M sub-functions (g_1, \dots, g_M) is adjusted by means of the respective activity parameter set ($a_1; \dots; a_M$).

19. Hearing system comprising a hearing device (1) according to one of claims 12 to 18.

20. Method for manufacturing an audible signal by means of a hearing device (1) having an adjustable transfer function (G) comprising M sub-functions ($g_1 \dots g_M$), wherein M is an integer with $M \geq 1$, and wherein said transfer function (G) describes how input audio signals (S1) generated by an input transducer unit (2) of said hearing device (1) relate to output audio signals (S2) to be fed to an output transducer unit (5) of said hearing device (1), said method comprising the step of

- deriving said input audio signals (S1) from a current acoustic environment; and

comprising for each of said M sub-functions (g_1, \dots, g_M) the steps of:

- deriving, on the basis of said input audio signals (S1) and for each class of N classes (C_1, \dots, C_N) each of which describes a predetermined acoustic environment, a class similarity factor ($p_1; \dots; p_N$) indicative of the similarity of said current acoustic environment with the predetermined acoustic environment described by the respective class, wherein N is an integer with $N \geq 2$;

- deriving from N predetermined base parameter sets ($B_{1/1}, \dots, B_{1/N}; \dots; B_{M/1}, \dots, B_{M/N}$) assigned to the respective sub-function ($g_1; \dots; g_M$) and in dependence of said class similarity factors (p_1, \dots, p_N), an activity parameter set ($a_1; \dots; a_M$) for the respective sub-function ($g_1; \dots; g_M$), wherein each of said N base parameter sets ($B_{1/1}, \dots, B_{1/N}; \dots; B_{M/1}, \dots, B_{M/N}$) assigned to the respective sub-function ($g_1; \dots; g_M$) is assigned to a different class ($C_1; \dots; C_N$) of said N classes (C_1, \dots, C_N);

- adjusting the respective sub-function ($g_1; \dots; g_M$) by means of said activity parameter set ($a_1; \dots; a_M$); and

comprising the steps of

- deriving said output audio signals (S2) by processing said input audio signals (S1) according to said transfer function (G);

- feeding said output audio signals (S2) to said output transducer unit (5);

- obtaining said audible signals from said output audio signals (S2) by means of said output transducer unit (5).

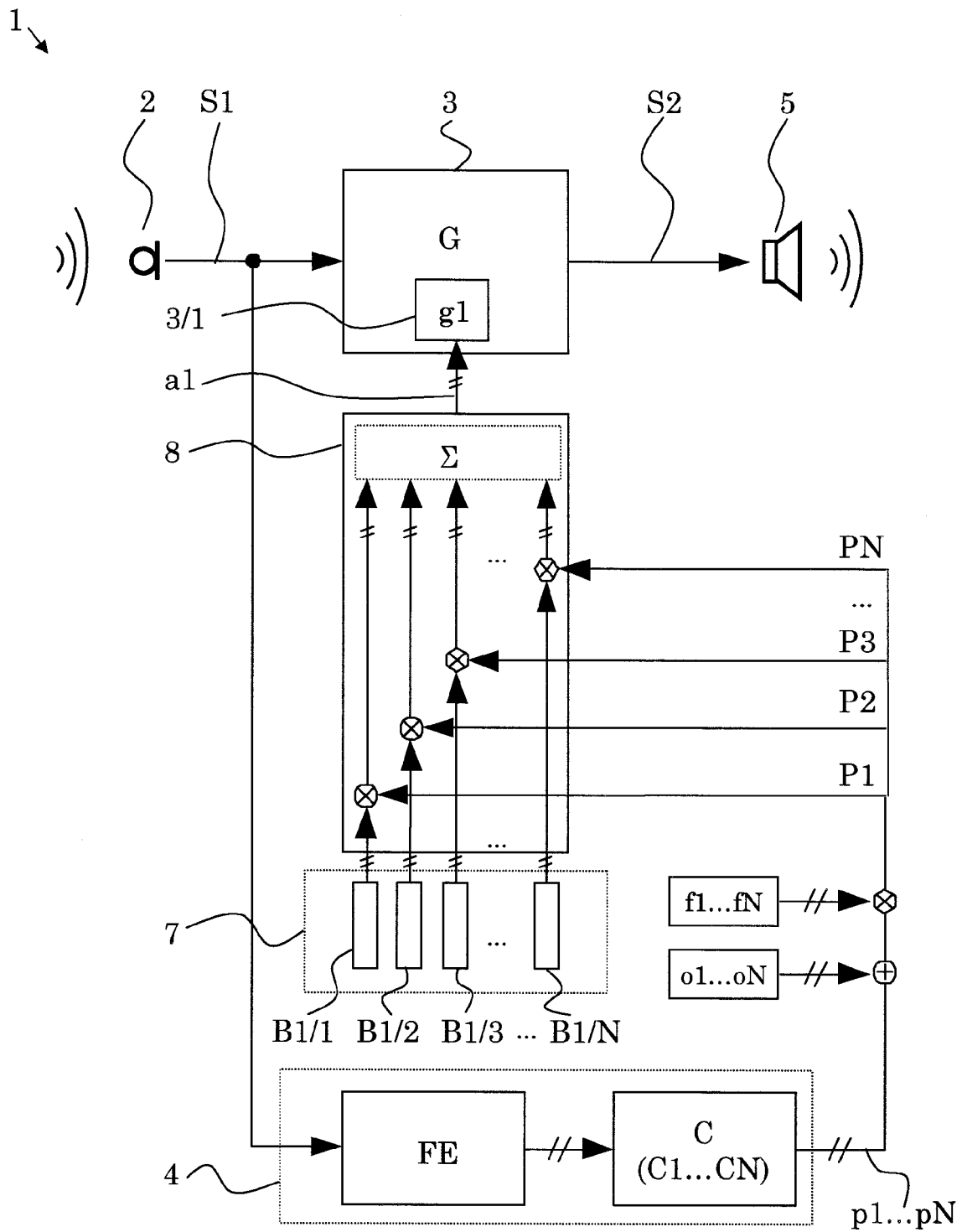


Fig. 1

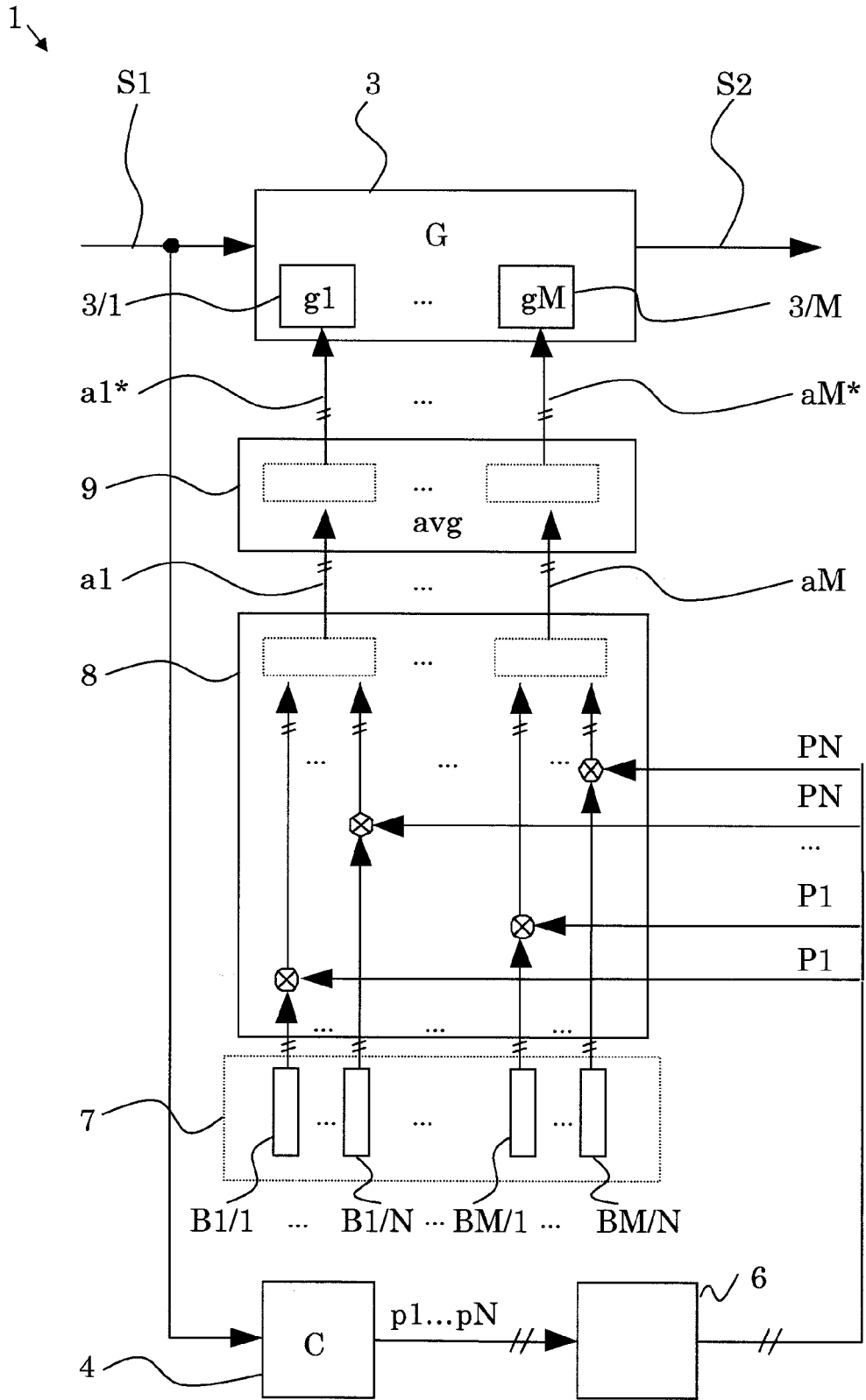


Fig. 2

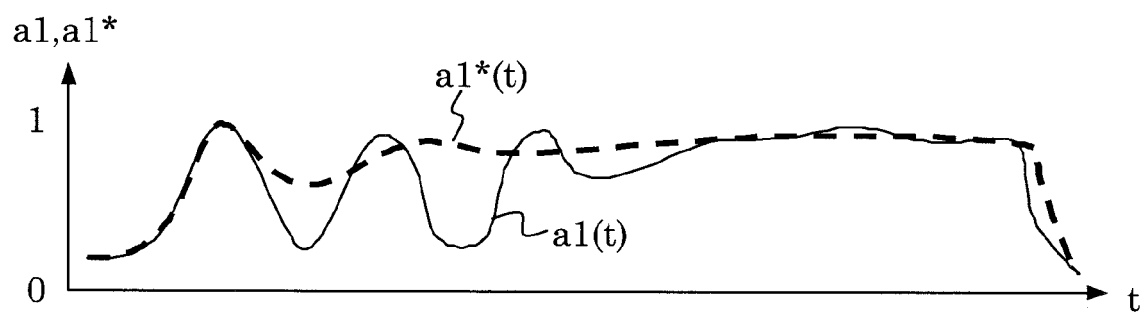


Fig. 3

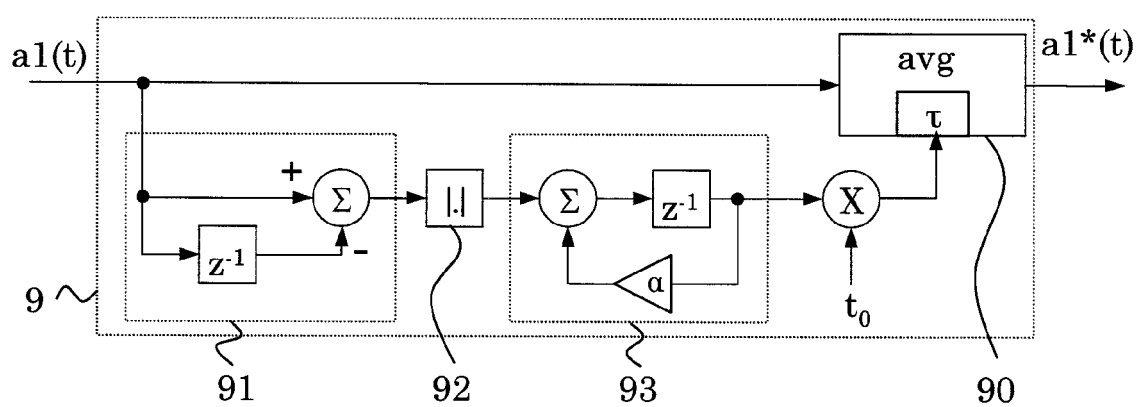


Fig. 4



European Patent
Office

EUROPEAN SEARCH REPORT

Application Number
EP 06 12 0253

DOCUMENTS CONSIDERED TO BE RELEVANT			
Category	Citation of document with indication, where appropriate, of relevant passages	Relevant to claim	CLASSIFICATION OF THE APPLICATION (IPC)
X	EP 1 404 152 A (SIEMENS AUDIOLOGISCHE TECHNIK [DE]) 31 March 2004 (2004-03-31)	1-8, 11-20	INV. H04R25/00
Y	* the whole document *	9,10	
X	EP 0 788 290 A1 (SIEMENS AUDIOLOGISCHE TECHNIK [DE]) 6 August 1997 (1997-08-06) * abstract * * page 3, line 18 - page 5, line 25; figures 1-4 *	1,12,18, 20	
Y	EP 1 307 072 A (SIEMENS AUDIOLOGISCHE TECHNIK [DE]) 2 May 2003 (2003-05-02) * abstract * * paragraph [0033] - paragraph [0038]; figure 3 *	9,10	
D,A	WO 02/32208 A (PHONAK AG [CH]; ALLEGRO SILVIA [CH]) 25 April 2002 (2002-04-25) * abstract; figures 1-3 *	1,12,18, 20	
			TECHNICAL FIELDS SEARCHED (IPC)
			H04R
The present search report has been drawn up for all claims			
Place of search Munich		Date of completion of the search 29 March 2007	Examiner Gerken, Stephan
CATEGORY OF CITED DOCUMENTS		T : theory or principle underlying the invention E : earlier patent document, but published on, or after the filing date D : document cited in the application L : document cited for other reasons & : member of the same patent family, corresponding document	
X : particularly relevant if taken alone Y : particularly relevant if combined with another document of the same category A : technological background O : non-written disclosure P : intermediate document			

3

EPO FORM 1503 03.82 (P04C01)

**ANNEX TO THE EUROPEAN SEARCH REPORT
ON EUROPEAN PATENT APPLICATION NO.**

EP 06 12 0253

This annex lists the patent family members relating to the patent documents cited in the above-mentioned European search report.
The members are as contained in the European Patent Office EDP file on
The European Patent Office is in no way liable for these particulars which are merely given for the purpose of information.

29-03-2007

Patent document cited in search report		Publication date	Patent family member(s)	Publication date
EP 1404152	A	31-03-2004	DE 10245567 B3	01-04-2004
			US 2004131195 A1	08-07-2004

EP 0788290	A1	06-08-1997	DE 59611122 D1	25-11-2004
			DK 788290 T3	14-02-2005

EP 1307072	A	02-05-2003	US 2003072465 A1	17-04-2003

WO 0232208	A	25-04-2002	AU 2472202 A	29-04-2002
			CA 2439427 A1	25-04-2002
			EP 1470735 A2	27-10-2004
			JP 2005504325 T	10-02-2005

REFERENCES CITED IN THE DESCRIPTION

This list of references cited by the applicant is for the reader's convenience only. It does not form part of the European patent document. Even though great care has been taken in compiling the references, errors or omissions cannot be excluded and the EPO disclaims all liability in this regard.

Patent documents cited in the description

- WO 0122790 A2 [0006]
- US 5604812 A [0008]
- WO 9965275 A1 [0009]