

(19)



(11)

EP 1 880 720 A1

(12)

EUROPEAN PATENT APPLICATION

published in accordance with Art. 153(4) EPC

(43) Date of publication:

23.01.2008 Bulletin 2008/04

(51) Int Cl.:

A61K 31/166 (2006.01)(21) Application number: **06746254.9**

(86) International application number:

PCT/JP2006/309445(22) Date of filing: **11.05.2006**

(87) International publication number:

WO 2006/121095 (16.11.2006 Gazette 2006/46)

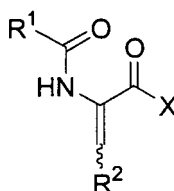
(84) Designated Contracting States:

**AT BE BG CH CY CZ DE DK EE ES FI FR GB GR
HU IE IS IT LI LT LU LV MC NL PL PT RO SE SI
SK TR**• **SUDA, Koji****Tokyo 140-8710 (JP)**• **KANEKO, Toshio****Tokyo 140-8710 (JP)**• **KIMURA, Tomio****Tokyo 140-8710 (JP)**(30) Priority: **12.05.2005 JP 2005140019**(71) Applicant: **Daiichi Sankyo Company, Limited****Chuo-ku****Tokyo 103-8426 (JP)**(74) Representative: **Gibson, Christian John Robert****Marks & Clerk****90 Long Acre****London WC2E 9RA (GB)**

(72) Inventors:

• **AOKI, Kazumasa****Tokyo 140-8710 (JP)**(54) **SUBSTITUTED ACRYLAMIDE DERIVATIVE AND PHARMACEUTICAL COMPOSITION
COMPRISING THE SAME**

(57) A pharmaceutical composition comprising a compound having Formula (I) or a pharmacologically acceptable salt thereof as an active ingredient:



(I)

[wherein,

R¹ is, for example, a C₆-C₁₀ aryl group which may be substituted with one group or more than one group selected from substituent group α; R² is, for example, a C₆-C₁₀ aryl group which may be substituted with one group or more than one group selected from substituent group α; and X is, for example, a hydroxyl group or a C₁-C₆ alkoxy group].

EP 1 880 720 A1

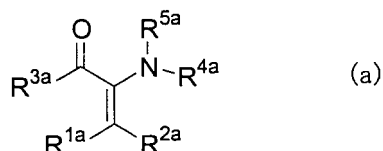
Description

Technical Field

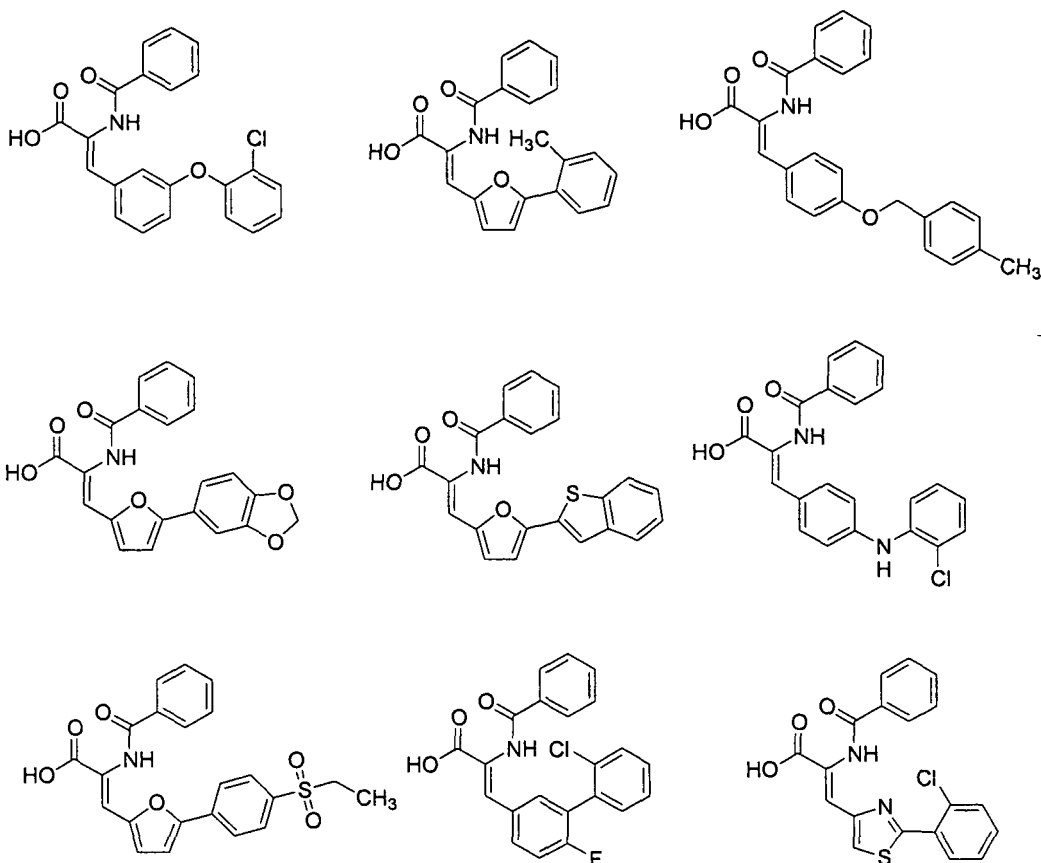
[0001] The present invention relates to amide derivatives or pharmacologically acceptable salts thereof, which are valuable as drugs having excellent anti-osteoporosis activity, anti-inflammation activity, anti-rheumatoid arthritis activity, and anti-hypercalcemia activity and the like.

Background Art

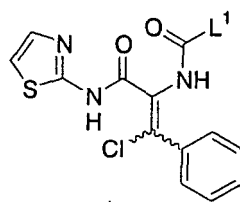
[0002] Previously, compounds having the following Formula (a) have been disclosed in documents below.



[0003] Patent Document 1 discloses compounds, for example, shown below, which are demonstrated to be valuable as antiviral agents.

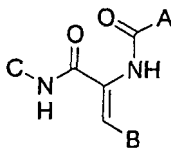


[0004] Patent Document 2 discloses compounds, for example, shown below, which are demonstrated to be valuable as therapeutic agents for Alzheimer's disease.



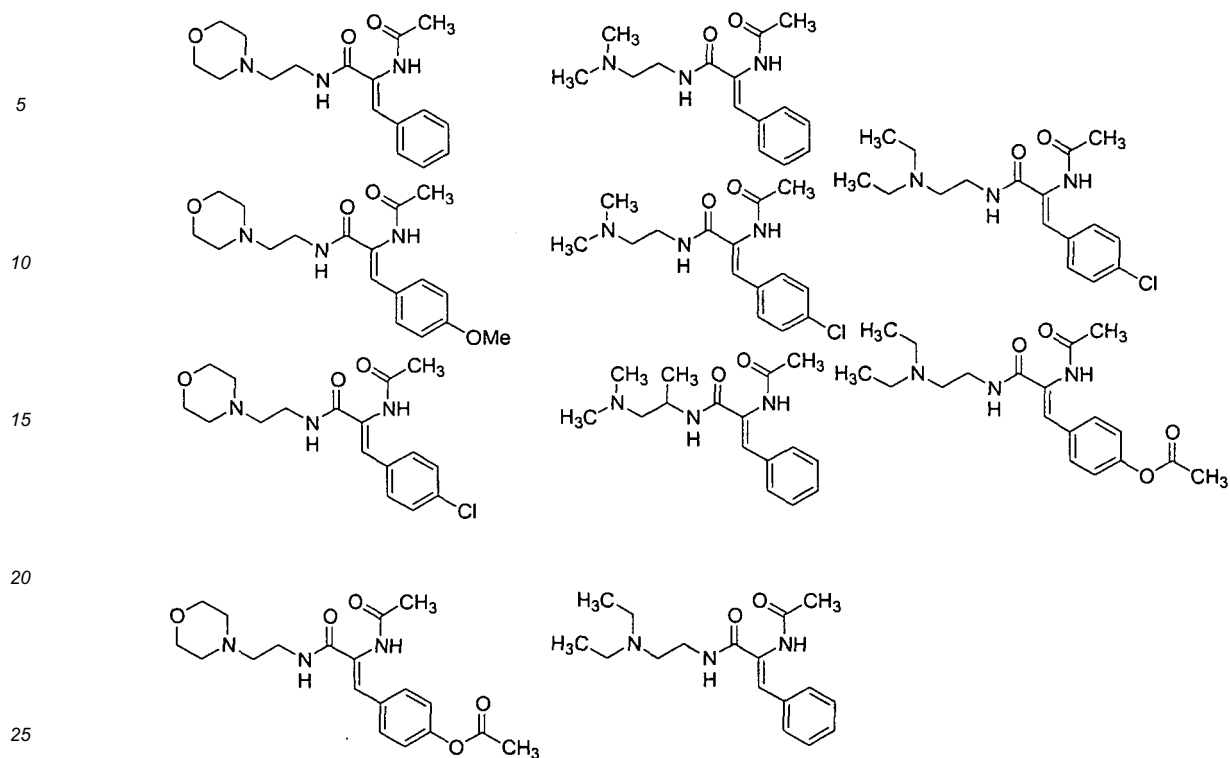
Example	L ¹	Substitution position of double bond
1	4-fluorophenyl	E
2+	4-fluorophenyl	Z
3	2,4-difluorophenyl	E
4	2,4-difluorophenyl	Z
5	3-chlorophenyl	E
6	3-chlorophenyl	Z
7	2-chlorophenyl	E
8	2-chlorophenyl	Z
9	4-methoxyphenyl	E
10	4-methoxyphenyl	Z

[0005] Patent Document 3 discloses compounds, for example, shown below and describes a method for synthesizing Rev-suppressing compounds and a method of screening the same.

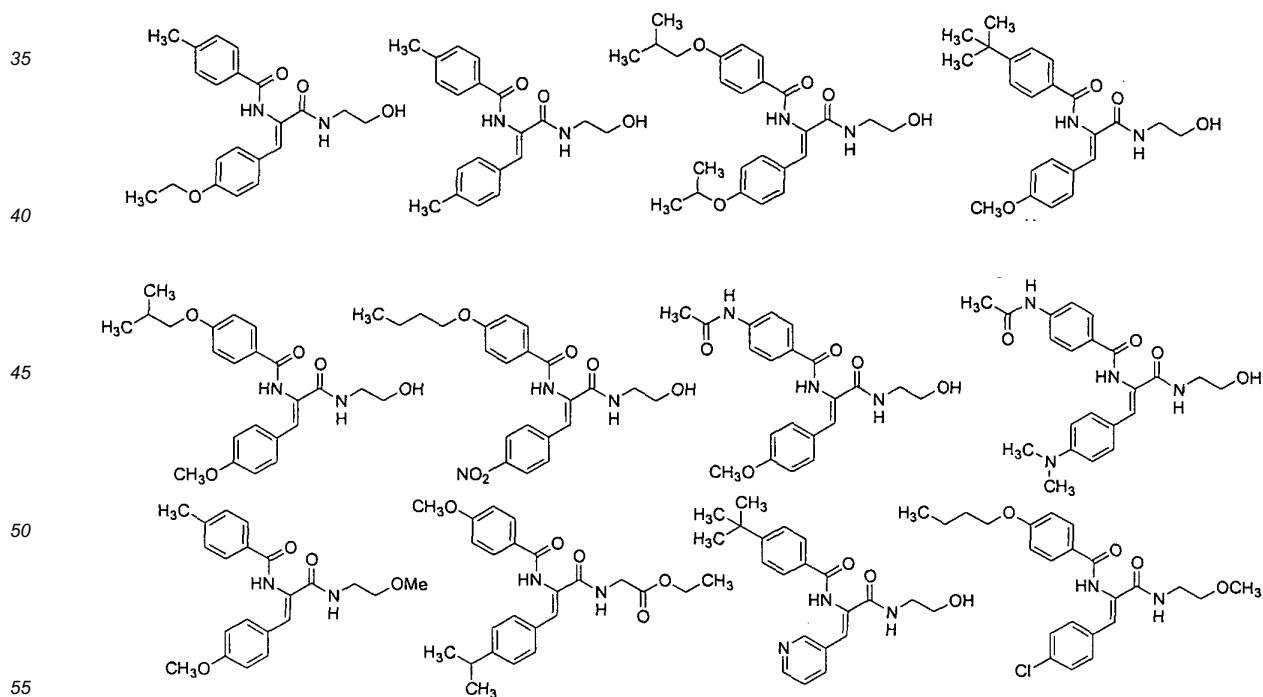


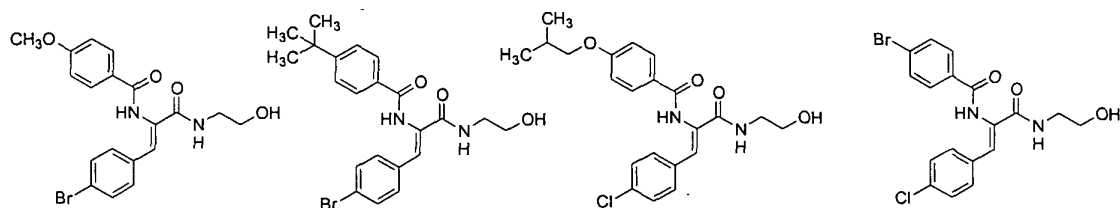
A	B	C
2,4-dichlorophenyl	phenyl	cyclohexyl
2-naphthyl	α,α,α -trifluoro-m-toluy	1,2,3,4-tetrahydronaphth-1-yl
2-naphthyl	α,α,α -trifluoro-m-toluy	diphenylmethyl
2,4-dichlorophenyl	α,α,α -trifluoro-m-toluy	diphenylmethyl
2-naphthyl	α,α,α -trifluoro-m-toluy	2-(p-toluy)ethyl
2-naphthyl	α,α,α -trifluoro-p-toluy	diphenylmethyl
p-toluy	2,4-difluorophenyl	2-hydroxyphenethyl
2-naphthyl	3-quinoliny	(1-naphthyl)methyl
2-naphthyl	α,α,α -trifluoro-p-toluy	4-phenylbuto-2-yl
2,4-dichlorophenyl	4-biphenyly	diphenylmethyl

[0006] Patent Document 4 discloses compounds, for example, shown below, which are demonstrated to be valuable as antihypertensives.



[0007] However, none of the above-mentioned Patent Documents 1 to 4 mentions activity for bone metabolic diseases and inflammation, and therefore the purposes of the uses of such compounds are quite different from those of the present invention. Furthermore, only the structures have been known for the compounds shown below, and the uses thereof are not known at all.





[0008] In general, in normal bone metabolism, bone resorption by osteoclasts is balanced with bone formation by osteoblasts to maintain homeostasis. It is thought that bone metabolic diseases are caused when the balance between the bone resorption and the bone formation is deteriorated. Bones retain about 99% of the total calcium in a living body and play an important role for maintaining a constant blood calcium concentration by bone formation and bone resorption. If the osteoclasts which are mainly responsible for bone resorption are abnormally formed or activated, bone resorption is accelerated to increase the blood calcium concentration, and thereby bone metabolic diseases, such as hypercalcemia, are caused.

[0009] It is known that bone metastasis of cancer causes abnormal secretion of cytokines resulting in development of hypercalcemia. In this process, bone resorption by osteoclasts is accelerated, so that the blood calcium concentration is increased (Non-Patent Document 1). Prognosis of cancer patients accompanied by cancerous hypercalcemia is generally poor.

[0010] Moreover, in rheumatoid arthritis, osteoarthritis and the like, abnormal formation or activation of osteoclasts is known as one of main causes of various symptoms in bones and joints (Non-Patent Document 2). Patients with rheumatoid arthritis, osteoarthritis, and the like suffer from severe pain, which brings considerable disadvantages to the lives of the patients.

[0011] Furthermore, when the balance between bone resorption and bone formation continuously inclines toward the bone resorption due to a decrease in secretion of female hormones after menopause or due to ageing, bone density is lowered and osteoporosis is developed. Also in this case, osteoclasts are also responsible for the bone resorption.

[0012] When aged patients with a high risk of osteoporosis suffer fractures, a possibility of becoming bedridden is high, which is a social problem (Non-Patent Document 3).

[0013] Conventionally, for these states of diseases, hormone replacement therapy using estrogen or the like has been conducted or a therapeutic agent such as a bisphosphonate or a calcitonin for suppressing the activity of osteoclasts has been administered (Non-Patent Document 4). However, none of these existing agents are satisfactory agents for essentially treating hypercalcemia or bone metabolic diseases, and thereby the development of agents having high therapeutic efficacy is desired.

[Patent Document 1]

International Publication No. WO2004/002977

[Patent Document 2]

International Publication No. WO00/24392

[Patent Document 3]

Japanese Publication of International Patent Application No. 2001-506965

[Patent Document 4]

British Patent No. 1,113,569

[Non-Patent Document 1]

Jean-Jacques Body, *CANCER Supplement*, vol. 88, p. 3054 (2000)

[Non-Patent Document 2]

E. Romas, et al., *Bone*, vol. 30, p. 340 (2002)

[Non-Patent Document 3]

Bruno Fautrel, et al., *Current Opinion in Rheumatology*, vol. 14, p. 121 (2002)

[Non-Patent Document 4]

Mohammad M. Iqbal, et al., *Missouri Medicine*, vol. 99, p. 19 (2002)

Disclosure of Invention

Problems to be Solved by the Invention

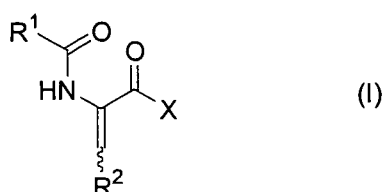
[0014] An object of the present invention is to provide drugs which are excellent as agents for improving, prophylaxis, or treatment of osteoporosis, inflammation, rheumatoid arthritis, hypercalcemia, and the like.

Means for Solving the Problems

[0015] The present inventors have conducted intensive studies on drugs having excellent blood calcium concentration-decreasing activity and bone mass decrease-suppressing activity and have found the fact that drugs comprising a compound having Formula (I) of the present invention (hereinafter referred to as a compound of the present invention) are low in toxicity, have excellent bone resorption-suppressing activity and blood calcium concentration-decreasing activity and bone mass decrease-suppressing activity associated therewith, and are valuable for prophylaxis or treatment of bone metabolic diseases such as osteoporosis, hypercalcemia, bone metastasis of cancer, periodontal disease, bone Paget's disease, and osteoarthritis. Thus, the present invention has been completed. The present invention is described below.

[0016] The present invention includes

- (1) a pharmaceutical composition for the suppression of bone resorption comprising a compound having Formula (I) or a pharmacologically acceptable salt thereof as an active ingredient:



[wherein,

R¹ represents a C₆-C₁₀ aryl group which may be substituted with one group or more than one group selected from substituent group α or a 5- to 10-membered heteroaryl group which may be substituted with one group or more than one group selected from substituent group α;

R² represents a C₆-C₁₀ aryl group which may be substituted with one group or more than one group selected from substituent group α, a 5- to 10-membered heteroaryl group which may be substituted with one group or more than one group selected from substituent group α, or a 3- to 6-membered heterocyclyl group which may be substituted with one group or more than one group selected from substituent group α; and

X represents a hydroxyl group, a C₁-C₆ alkoxy group, a C₁-C₆ alkoxy group which is substituted with a hydroxyl group, or a group having a formula N(R³)R⁴ (wherein R³ represents a hydrogen atom, a C₁-C₆ haloalkyl group, a C₁-C₆ hydroxyalkyl group which may be protected by a hydroxyl protecting group, a C₁-C₆ alkyl group which may be substituted with one group or more than one group selected from substituent group β, a C₁-C₆ alkoxy group which may be substituted with a hydroxyl group, a C₃-C₁₀ cycloalkyl group which may be substituted with one group or more than one group selected from substituent group α, a C₆-C₁₀ aryl group which may be substituted with one group or more than one group selected from substituent group α, or a 5- to 10-membered heteroaryl group which may be substituted with one group or more than one group selected from substituent group α, and R⁴ represents a hydrogen atom or a C₁-C₆ alkyl group; or R³ and R⁴, together with the nitrogen atom bound to R³ and R⁴, form a 3- to 6-membered heterocyclyl group which may be substituted with one group or more than one group selected from substituent group β), and

substituent group α represents a group consisting of hydroxyl groups, nitro groups, cyano groups, amino groups, C₁-C₆ alkylamino groups, C₁-C₆ dialkylamino groups, C₃-C₆ cycloalkylamino groups, acetamido groups, halogen atoms, C₁-C₆ alkyl groups which may be substituted with one group or more than one group selected from substituent group β, C₁-C₆ haloalkyl groups, C₃-C₁₀ cycloalkyl groups, 3- to 6-membered heterocyclyl groups, C₃-C₆ cycloalkenyl groups, C₆-C₁₀ aryl groups which may be substituted with one group or more than one group selected from substituent group γ, 5- to 10-membered heteroaryl groups which may be substituted with one group or more than one group selected from substituent group γ, C₁-C₆ alkoxy groups which may be substituted with one group or more than one group selected from substituent group β, C₁-C₆ haloalkoxy groups, C₁-C₆ alkoxy C₁-C₆ alkoxy groups which may be substituted with one group or more than one group selected from substituent group β, C₁-C₆ alkenyloxy groups which may be substituted with one group or more than one group selected from substituent group β, C₁-C₆ alkynyloxy groups which may be substituted with one group or more than one group selected from substituent group β, C₃-C₁₀ cycloalkyloxy groups, 3- to 6-membered heterocyclyloxy groups, C₆-C₁₀ aryloxy groups which may be substituted with one group or more than one group selected from substituent group γ, C₁-C₆ alkyleneoxy groups, C₁-C₆ alkyleneedioxy groups, C₁-C₆ alkylthio groups which may be substituted with one group or more than one group selected from substituent group β, C₁-C₆ haloalkylthio groups, C₁-C₆ alkylsulfonyl groups which may be substituted with one group or more than one group selected from substituent group β, C₁-C₆ haloalkylsulfonyl groups, C₁-C₆ alkylcarbonyl

groups which may be substituted with one group or more than one group selected from substituent group β , C_1 - C_6 haloalkylcarbonyl groups, and C_6 - C_{10} arylcarbonyl groups which may be substituted with one group or more than one group selected from substituent group γ ;

substituent group β represents the group consisting of hydroxyl groups, carboxyl groups, C_1 - C_6 alkoxy carbonyl groups, carbamoyl groups, cyano groups, amino groups, acetamido groups, N - C_6 - C_{10} arylacetamido groups, C_1 - C_6 alkoxy carbonylamido groups, urea groups, C_3 - C_{10} cycloalkyl groups which may be substituted with one group or more than one group selected from substituent group γ , C_3 - C_6 cycloalkenyl groups, 3- to 6-membered heterocyclyl groups, C_6 - C_{10} aryl groups which may be substituted with one group or more than one group selected from substituent group γ , 5- to 10-membered heteroaryl groups which may be substituted with one group or more than one group selected from substituent group γ , C_1 - C_6 alkoxy groups, C_6 - C_{10} aryloxy groups which may be substituted with one group or more than one group selected from substituent group γ , and C_3 - C_{10} cycloalkyloxy groups; and substituent group γ represents a group consisting of hydroxyl groups, cyano groups, amino groups, C_1 - C_6 alkylamino groups, C_1 - C_6 dialkylamino groups, C_2 - C_6 cyclic amino groups, halogen atoms, C_1 - C_6 alkyl groups, C_3 - C_{10} cycloalkyl groups, C_1 - C_6 haloalkyl groups, C_1 - C_6 alkoxy groups, C_3 - C_{10} cycloalkyloxy groups, C_1 - C_6 alkyleneedioxy groups, and phenyl groups].

[0017] Preferred compositions as the above-mentioned composition are:

(2) the composition according to the above (1), wherein R^1 is a phenyl group which may be substituted with one group or more than one group selected from substituent group α or a pyridyl group which may be substituted with one group or more than one group selected from substituent group α ;

(3) the composition according to the above (1), wherein R^1 is a phenyl group which may be substituted with one group or more than one group selected from substituent group α ;

(4) the composition according to the above (1), wherein R^1 is a phenyl group substituted with any one group selected from the group consisting of C_1 - C_6 alkoxy groups which may be substituted with one group or more than one group selected from substituent group β , C_6 - C_{10} aryloxy groups which may be substituted with one group or more than one group selected from substituent group γ , and C_1 - C_6 haloalkoxy groups;

(5) the composition according to the above (1), wherein R^1 is a 4-isobutyloxyphenyl group, a 4-(cyclopropylmethoxy) phenyl group, a 4-(2-cyclopropylethoxy)phenyl group, a 4-(1-methylcyclopropylmethoxy)phenyl group, a 4-(3,3,3-trifluoropropoxy)phenyl group, a 4-(4,4,4-trifluorobutoxy)phenyl group, a 4-(2-phenylethoxy)phenyl group, a 4-(2-(4-methoxyphenyl)ethoxy)phenyl group, a 4-(2-(3-methoxyphenyl)ethoxy)phenyl group, a 4-(2-(4-chlorophenyl)ethoxy)phenyl group, a 4-(2-(4-(N,N -dimethylamino)phenyl)ethoxy)phenyl group, a 4-(4-chlorophenoxy)phenyl group, or a 4-(4-trifluoromethylphenoxy)phenyl group;

(6) the composition according to any one of the above (1) to (5), wherein R^2 is a C_6 - C_{10} aryl group which may be substituted with one group or more than one group selected from substituent group α ;

(7) the composition according to any one of the above (1) to (5), wherein R^2 is a phenyl group which may be substituted with one group or more than one group selected from substituent group α ;

(8) the composition according to any one of the above (1) to (5), wherein R^2 is a phenyl group substituted with any one group selected from the group consisting of halogen atoms, C_1 - C_6 alkyl groups, C_1 - C_6 haloalkyl groups, C_3 - C_6 cycloalkyl groups, C_1 - C_6 alkoxy groups, C_3 - C_6 cycloalkyloxy groups, C_1 - C_6 haloalkoxy groups, C_1 - C_6 alkylthio groups, and 5- to 10-membered heteroaryl groups;

(9) the composition according to any one of the above (1) to (5), wherein R^2 is a 4-fluorophenyl group, a 4-chlorophenyl group, a 4-trifluoromethylphenyl group, a 4-isopropylphenyl group, a 4-cyclopropylphenyl group, a 4-isopropoxyphenyl group, a 4-difluoromethoxyphenyl group, a 4-trifluoromethoxyphenyl group, a 4-(2,2,2-trifluoroethoxy)phenyl group, a 4-(2,2-difluoroethoxy)phenyl group, a 4-cyclopropyloxyphenyl group, a 4-ethoxyphenyl group, a 4-methylthiophenyl group, or a 4-(1H-pyrrol-1-yl)phenyl group;

(10) the composition according to any one of the above (1) to (9), wherein X is a group having a formula $N(R^3)R^4$ (wherein R^3 represents a C_1 - C_6 haloalkyl group, a C_1 - C_6 alkyl group which may be substituted with one group or more than one group selected from substituent group β , or a C_1 - C_6 hydroxyalkyl group which may be protected by a hydroxyl protecting group, and R^4 represents a hydrogen atom);

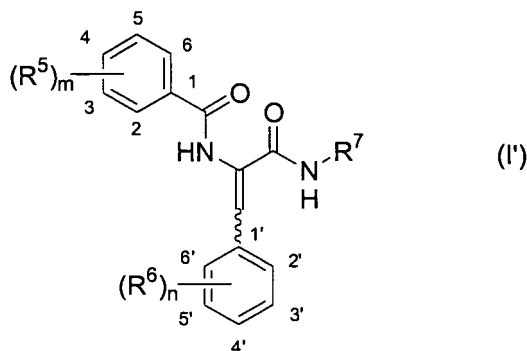
(11) the composition according to any one of the above (1) to (9), wherein X is a group having a formula $N(R^3)R^4$ (where R^3 represents a C_2 - C_3 haloalkyl group, a C_2 - C_3 hydroxyalkyl group which may be protected by a hydroxyl protecting group, or a C_1 - C_3 alkyl group substituted with a 1-hydroxycyclopropyl group, and R^4 represents a hydrogen atom);

(12) the composition according to any one of (1) to (9), wherein X is a 2-fluoroethylamino group, a 2,2-difluoroethylamino group, a 2-hydroxyethylamino group, a 1-(2-hydroxypropyl)amino group, a 1-hydroxycyclopropylmethylamino group, a 2-acetoxyethylamino group, a 2-(morpholin-4-ylacetoxyl)ethylamino group, or a 2-(3-carboxypropionyloxy)ethylamino group; and

(13) the composition according to any one of the above (1) to (12), wherein the chemical structure regarding the position of the acrylamide moiety in Formula (I) is Z.

[0018] Furthermore, the present invention includes

(14) a compound having Formula (I') or a pharmacologically acceptable salt thereof:



[wherein,

R⁵ and R⁶ each independently represent a substituent on a benzene ring, the substituent being selected from substituent group α ;

R⁷ represents a hydrogen atom, a C₁-C₆ haloalkyl group, a C₁-C₆ hydroxyalkyl group which may be protected by a hydroxyl protecting group, a C₁-C₆ alkyl group which may be substituted with one group or more than one group selected from substituent group β , a C₆-C₁₀ aryl group which may be substituted with one group or more than one group selected from substituent group α , or a C₃-C₁₀ cycloalkyl group which may be substituted with one group or more than one group selected from substituent group α ;

m represents an integer of 1 to 3;

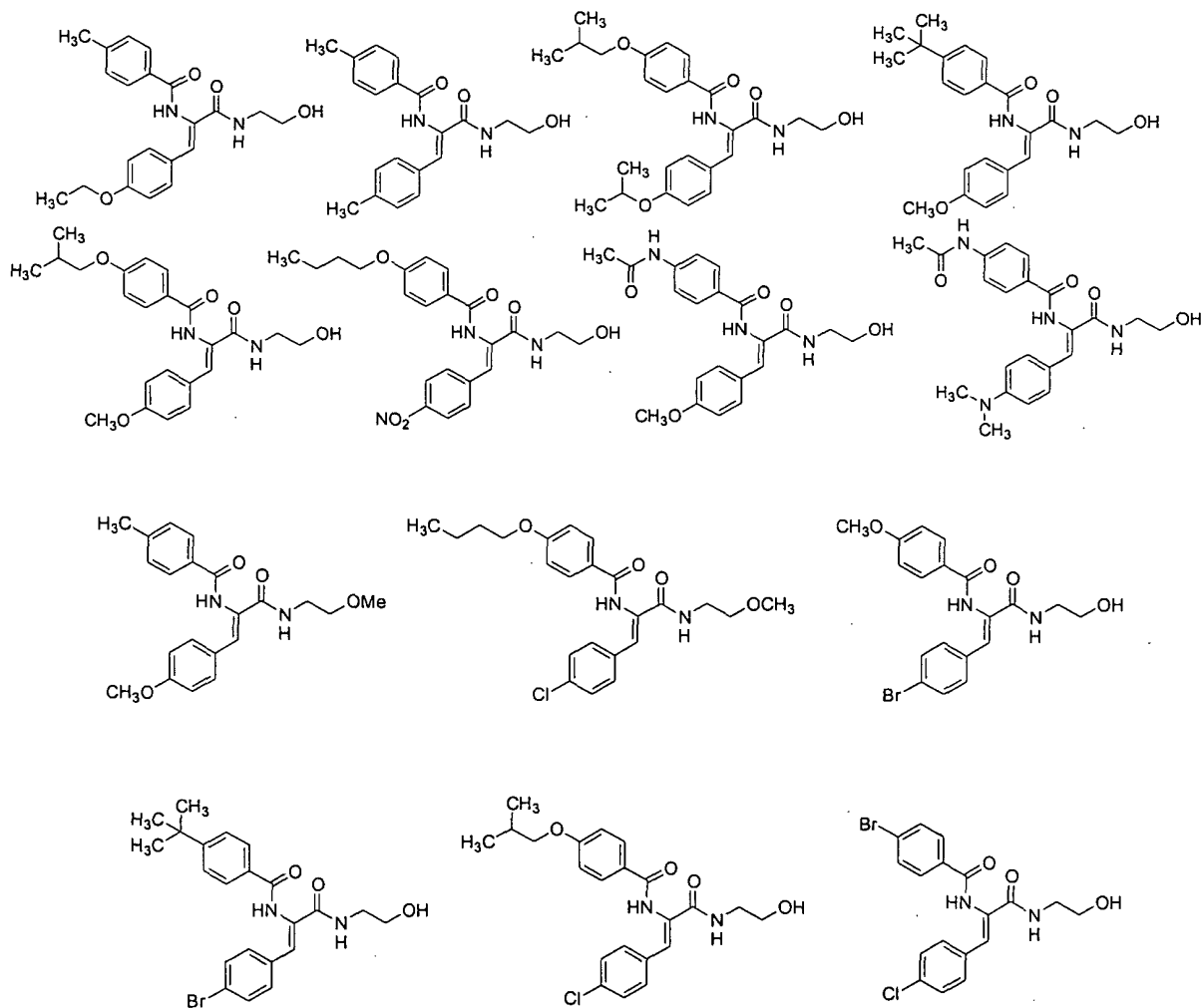
n represents an integer of 1 to 3;

the numerals on each benzene ring represent the position number of each substitution;

substituent group α represents a group consisting of hydroxyl groups, nitro groups, cyano groups, amino groups, C₁-C₆ alkylamino groups, C₁-C₆ dialkylamino groups, C₃-C₆ cycloalkylamino groups, acetamido groups, halogen atoms, C₁-C₆ alkyl groups which may be substituted with one group or more than one group selected from substituent group β , C₁-C₆ haloalkyl groups, C₃-C₁₀ cycloalkyl groups, 3- to 6-membered heterocyclyl groups, C₃-C₆ cycloalkenyl groups, C₆-C₁₀ aryl groups which may be substituted with one group or more than one group selected from substituent group γ , 5- to 10-membered heteroaryl groups which may be substituted with one group or more than one group selected from substituent group γ , C₁-C₆ alkoxy groups which may be substituted with one group or more than one group selected from substituent group β , C₁-C₆ haloalkoxy groups, C₁-C₆ alkoxy C₁-C₆ alkoxy groups which may be substituted with one group or more than one group selected from substituent group β , C₁-C₆ alkenyloxy groups which may be substituted with one group or more than one group selected from substituent group β , C₁-C₆ alkynyloxy groups which may be substituted with one group or more than one group selected from substituent group β , C₃-C₁₀ cycloalkyloxy groups, 3- to 6-membered heterocyclyloxy groups, C₆-C₁₀ aryloxy groups which may be substituted with one group or more than one group selected from substituent group γ , C₁-C₆ alkyleneoxy groups, C₁-C₆ alkyleneedioxy groups, C₁-C₆ alkylthio groups which may be substituted with one group or more than one group selected from substituent group β , C₁-C₆ haloalkylthio groups, C₁-C₆ alkylsulfonyl groups which may be substituted with one group or more than one group selected from substituent group β , C₁-C₆ haloalkylsulfonyl groups, C₁-C₆ alkylcarbonyl groups which may be substituted with one group or more than one group selected from substituent group β , C₁-C₆ haloalkylcarbonyl groups, and C₆-C₁₀ arylcarbonyl groups which may be substituted with one group or more than one group selected from substituent group γ ;

substituent group β represents the group consisting of hydroxyl groups, carboxyl groups, C₁-C₆ alkoxy carbonyl groups, carbamoyl groups, cyano groups, amino groups, acetamido groups, N-C₆-C₁₀ arylacetamido groups, C₁-C₆ alkoxy carbonylamido groups, urea groups, C₃-C₁₀ cycloalkyl groups which may be substituted with one group or more than one group selected from substituent group γ , C₃-C₆ cycloalkenyl groups, 3- to 6-membered heterocyclyl groups, C₆-C₁₀ aryl groups which may be substituted with one group or more than one group selected from substituent group γ , 5- to 10-membered heteroaryl groups which may be substituted with one group or more than one group selected from substituent group γ , C₁-C₆ alkoxy groups, C₆-C₁₀ aryloxy groups which may be substituted with one

group or more than one group selected from substituent group γ , and C₃-C₁₀ cycloalkyloxy groups; and substituent group γ represents the group consisting of hydroxyl groups, cyano groups, amino groups, C₁-C₆ alkylamino groups, C₁-C₆ dialkylamino groups, C₂-C₆ cyclic amino groups, halogen atoms, C₁-C₆ alkyl groups, C₃-C₁₀ cycloalkyl groups, C₁-C₆ haloalkyl groups, C₁-C₆ alkoxy groups, C₃-C₁₀ cycloalkyloxy groups, C₁-C₆ alkylenedioxy groups, and phenyl groups], wherein the compounds having Formula (I') are not the following compounds:



[0019] The above-mentioned compound or a pharmacologically acceptable salt thereof is preferably:

(15) the compound or a pharmacologically acceptable salt thereof according to the above (14), wherein R⁵ is any one group selected from the group consisting of halogen atoms, C₁-C₆ alkyl groups which may be substituted with one group or more than one group selected from substituent group β , C₁-C₆ haloalkyl groups, C₃-C₆ cycloalkyl groups, C₁-C₆ alkoxy groups which may be substituted with one group or more than one group selected from substituent group β , C₆-C₁₀ aryloxy groups which may be substituted with one group or more than one group selected from substituent group γ , C₁-C₆ haloalkoxy groups, and C₃-C₆ cycloalkyloxy groups;

(16) the compound or a pharmacologically acceptable salt thereof according to the above (14), wherein R⁵ is any one group selected from the group consisting of C₁-C₆ alkoxy groups which may be substituted with one group or more than one group selected from substituent group β , C₆-C₁₀ aryloxy groups which may be substituted with one group or more than one group selected from substituent group γ , and C₁-C₆ haloalkoxy groups;

(17) the compound or a pharmacologically acceptable salt thereof according to the above (14), wherein R⁵ is an isobutyloxy group, a cyclopropylmethoxy group, a 2-cyclopropylethoxy group, a 1-methylcyclopropylmethoxy group, a 3,3,3-trifluoropropoxy group, a 4,4,4-trifluorobutoxy group, a 2-phenylethoxy group, a 2-(4-methoxyphenyl)ethoxy group, a 2-(3-methoxyphenyl)ethoxy group, a 2-(4-chlorophenyl)ethoxy group, a 2-(4-(N,N-dimethylamino)phenyl)ethoxy group, a 4-chlorophenoxy group, or a 4-trifluoromethylphenoxy group;

(18) the compound or a pharmacologically acceptable salt thereof according to any one of the above (14) to (17), wherein R⁶ is any one group selected from the group consisting of halogen atoms, C₁-C₆ alkyl groups, C₁-C₆ haloalkyl groups, C₃-C₆ cycloalkyl groups, C₁-C₆ alkoxy groups, C₃-C₆ cycloalkyloxy groups, C₁-C₆ haloalkoxy groups, C₁-C₆ alkylthio groups, and 5- to 10-membered heteroaryl groups;

(19) the compound or a pharmacologically acceptable salt thereof according to any one of the above (14) to (17), wherein R⁶ is a fluorine atom, a chlorine atom, a trifluoromethyl group, an isopropyl group, a cyclopropyl group, an isopropoxy group, a difluoromethoxy group, a trifluoromethoxy group, a 2,2,2-trifluoroethoxy group, a 2,2-difluoroethoxy group, a cyclopropyloxy group, an ethoxy group, a methylthio group, or a 1H-pyrrol-1-yl group;

(20) the compound or a pharmacologically acceptable salt thereof according to any one of the above (14) to (17), wherein R⁶ is an ethoxy group, a trifluoromethyl group, a cyclopropyl group, a cyclopropyloxy group, a difluoromethoxy group, a trifluoromethoxy group, or a 2,2-difluoroethoxy group;

(21) the compound or a pharmacologically acceptable salt thereof according to any one of the above (14) to (20), wherein R⁷ is a C₁-C₆ haloalkyl group, a C₁-C₆ alkyl group which may be substituted with one group or more than one group selected from substituent group β, or a C₁-C₆ hydroxyalkyl group which may be protected by a hydroxyl protecting group;

(22) the compound or a pharmacologically acceptable salt thereof according to any one of the above (14) to (20), wherein R⁷ is a C₂-C₃ haloalkyl group, a C₂-C₃ hydroxyalkyl group which may be protected by a hydroxyl protecting group, or a C₁-C₃ alkyl group substituted with 1-hydroxycyclopropyl group;

(23) the compound or a pharmacologically acceptable salt thereof according to any one of the above (14) to (20), wherein R⁷ is a 2-fluoroethyl group, a 2,2-difluoroethyl group, a 2-hydroxyethyl group, a 2-hydroxypropyl group, a 1-hydroxycyclopropylmethyl group, a 2-acetoxyethyl group, a 2-(morpholin-4-ylacetoxy)ethyl group, or a 2-(3-carboxypropionyl)ethyl group;

(24) the compound or a pharmacologically acceptable salt thereof according to any one of the above (14) to (23), wherein m and n are each 1;

(25) the compound or a pharmacologically acceptable salt thereof according to the above (24), wherein R⁵ is substituted at the 4-position of the benzene ring of Formula (I'), and R⁶ substituted at the 4'-position of the benzene ring of Formula (I'); and

(26) a compound or its pharmacologically acceptable salt, the compound being selected from the followings:

4-(2-cyclopropylethoxy)-N-(2-(4-ethoxyphenyl)-1-[(2-hydroxyethyl)amino]carbonyl}vinyl)benzamide,
 4-(2-cyclopropylethoxy)-N-(2-[4-(cyclopropyloxy)phenyl]-1-[(2-hydroxyethyl)amino]carbonyl}vinyl)benzamide,
 4-(2-cyclopropylethoxy)-N-(2-[4-(difluoromethoxy)phenyl]-1-[(2-hydroxyethyl)amino]carbonyl}vinyl)benzamide,
 4-(2-cyclopropylethoxy)-N-{1-[(2-hydroxyethyl)amino]carbonyl}-2-[4-(trifluoromethoxy)phenyl]vinyl}benzamide,
 4-(2-cyclopropylethoxy)-N-(2-[4-(2,2-difluoroethoxy)phenyl]-1-[(2-hydroxyethyl)amino]carbonyl}vinyl)benzamide,
 4-(2-cyclopropylethoxy)-N-(2-(4-cyclopropylphenyl)-1-[(2-hydroxyethyl)amino]carbonyl}vinyl)benzamide,
 2-[(2Z)-2-{[4-(2-cyclopropylethoxy)benzoyl]amino}-3-(4-cyclopropylphenyl)propen-2-oyl]amino]ethyl acetate,
 2-[(2Z)-2-{[4-(2-cyclopropylethoxy)benzoyl]amino}-3-(4-cyclopropylphenyl)propen-2-oyl]amino]ethyl succinate,
 4-(2-cyclopropylethoxy)-N-{1-[(2-hydroxyethyl)amino]carbonyl}-2-[4-(trifluoromethyl)phenyl]vinyl}benzamide,
 4-(2-cyclopropylethoxy)-N-{1-[(2-hydroxyethyl)amino]carbonyl}-2-[4-(1H-pyrrol-1-yl)phenyl]vinyl}benzamide,
 N-(2-(4-chlorophenyl)-1-[(2-hydroxyethyl)amino]carbonyl}vinyl)-4-(2-cyclopropylethoxy)benzamide,
 N-{1-[(2-hydroxyethyl)amino]carbonyl}-2-(4-isopropoxyphenyl)vinyl}-4-[2-(4-methoxyphenyl)ethoxy]benzamide,
 N-(2-[4-(cyclopropyloxy)phenyl]-1-[(2-hydroxyethyl)amino]carbonyl}vinyl)-4-[2-(4-methoxyphenyl)ethoxy]benzamide,
 N-{1-[(2-hydroxyethyl)amino]carbonyl}-2-[4-(trifluoromethoxy)phenyl]vinyl}-4-[2-(4-methoxyphenyl)ethoxy]benzamide,
 N-(2-(4-cyclopropylphenyl)-1-[(2-hydroxyethyl)amino]carbonyl}vinyl)-4-[2-(4-methoxyphenyl)ethoxy]benzamide,
 N-{1-[(2-hydroxyethyl)amino]carbonyl}-2-[4-(methylthio)phenyl]vinyl}-4-[2-(4-methoxyphenyl)ethoxy]benzamide,
 N-(2-(4-chlorophenyl)-1-[(2-hydroxyethyl)amino]carbonyl}vinyl)-4-[2-(4-methoxyphenyl)ethoxy]benzamide,
 4-[2-[4-(dimethylamino)phenyl]ethoxy]-N-{1-[(2-hydroxyethyl)amino]carbonyl}-2-(4-isopropoxyphenyl)vinyl}benzamide,
 4-[2-[4-(dimethylamino)phenyl]ethoxy]-N-{1-[(2-hydroxyethyl)amino]carbonyl}-2-[4-(trifluoromethoxy)phenyl]

vinyl}benzamide,
 N-(2-(4-cyclopropylphenyl)-1-[(2-hydroxyethyl)amino]carbonyl}vinyl)-4-{2-[4-(dimethylamino)phenyl]ethoxy}
 benzamide,
 4-[2-(4-chlorophenyl)ethoxy]-N-(2-(4-ethoxyphenyl)-1-[(2-hydroxyethyl)amino]carbonyl}vinyl)benzamide,
 4-[2-(4-chlorophenyl)ethoxy]-N-(2-[4-(cyclopropyloxy)phenyl]-1-[(2-hydroxyethyl)amino]carbonyl}vinyl)ben-
 zamide,
 4-[2-(4-chlorophenyl)ethoxy]-N-(2-[4-(difluoromethoxy)phenyl]-1-[(2-hydroxyethyl)amino]carbonyl}vinyl)ben-
 zamide,
 4-[2-(4-chlorophenyl)ethoxy]-N-{1-[(2-hydroxyethyl)amino]carbonyl}-2-[4-(trifluoromethoxy)phenyl]vinyl}ben-
 zamide,
 4-[2-(4-chlorophenyl)ethoxy]-N-(2-(4-cyclopropylphenyl)-1-[(2-hydroxyethyl)amino]carbonyl}vinyl)benzamide,
 4-[2-(4-chlorophenyl)ethoxy]-N-(2-(4-chlorophenyl)-1-[(2-hydroxyethyl)amino]carbonyl}vinyl)benzamide,
 4-(cyclopropylmethoxy)-N-{1-[(2-hydroxyethyl)amino]carbonyl}-2-[4-(trifluoromethoxy)phenyl]vinyl}benza-
 mide,
 4-(cyclopropylmethoxy)-N-{1-[(2-hydroxyethyl)amino]carbonyl}-2-[4-(trifluoromethyl)phenyl]vinyl}benzamide,
 N-{1-[(2-hydroxyethyl)amino]carbonyl}-2-[4-(trifluoromethoxy)phenyl]vinyl}-4-(4,4,4-trifluorobutoxy)benza-
 mide,
 N-{1-[(2-hydroxyethyl)amino]carbonyl}-2-[4-(trifluoromethyl)phenyl]vinyl}-4-(4,4,4-trifluorobutoxy)benzamide,
 N-{1-[(2-hydroxyethyl)amino]carbonyl}-2-[4-(trifluoromethoxy)phenyl]vinyl}-4-(3,3,3-trifluoropropoxy)benza-
 mide,
 N-{1-[(2-hydroxyethyl)amino]carbonyl}-2-[4-(trifluoromethyl)phenyl]vinyl}-4-(3,3,3-trifluoropropoxy)benza-
 mide,
 N-{1-[(2,2-difluoroethyl)amino]carbonyl}-2-[4-(trifluoromethoxy)phenyl]vinyl}-4-(3,3,3-trifluoropropoxy)benza-
 mide,
 N-{1-[(25)-2-hydroxypropyl]amino}carbonyl)-2-[4-(trifluoromethoxy)phenyl]vinyl}-4-(3,3,3-trifluoropropoxy)
 benzamide,
 N-(2-[4-(difluoromethoxy)phenyl]-1-[(2-hydroxyethyl)amino]carbonyl}vinyl)-4-[4-(trifluoromethyl)phenoxy]
 benzamide,
 N-{1-[(2-hydroxyethyl)amino]carbonyl}-2-[4-(trifluoromethoxy)phenyl]vinyl}-4-[4-(trifluoromethyl)phenoxy]
 benzamide,
 N-{1-[(2-hydroxyethyl)amino]carbonyl}-2-[4-(trifluoromethyl)phenyl]vinyl}-4-[4-(trifluoromethyl)phenoxy]ben-
 zamide,
 4-(4-chlorophenoxy)-N-{1-[(2-hydroxyethyl)amino]carbonyl}-2-[4-(trifluoromethoxy)phenyl]vinyl}benzamide,
 and
 4-(4-chlorophenoxy)-N-{1-[(2-hydroxyethyl)amino]carbonyl}-2-[4-(trifluoromethyl)phenyl]vinyl}benzamide;
 and

(27) the compound or a pharmacologically acceptable salt thereof according to any one of the above (14) to (26),
 wherein the chemical structure regarding the position of the acrylamide moiety is Z.

[0020] Furthermore, the present invention provides

(28) a pharmaceutical composition comprising one or more compounds or a pharmacologically acceptable salt
 thereof according to any one of the above (14) to (27) as an active ingredient;

(29) the composition according to the above (28), the composition being a bone resorption-suppressing agent;

(30) the composition according to any one of the above (1) to (13), (28), and (29), the composition being used for
 decreasing blood calcium concentration; and

(31) the composition according to any one of the above (1) to (13), (28), and (29), the composition being used for
 suppressing a decrease in bone mass.

[0021] Furthermore, the present invention provides

(32) the composition according to any one of the above (1) to (13), (28), and (29), the composition being used for
 improving bone metabolism;

(33) the composition according to any one of the above (1) to (13), (28), and (29), the composition being used for
 prophylaxis or treatment of a bone metabolic disease;

(34) the composition according to the above (33), wherein the bone metabolic disease is osteoporosis;

(35) the composition according to the above (33), wherein the bone metabolic disease is hypercalcemia; and

(36) the composition according to any one of the above (1) to (13), (28), and (29), the composition being used for suppressing bone metastasis of cancer.

[0022] Furthermore, the present invention provides

- (37) a method for improving bone metabolism, wherein an effective amount of a composition according to any one of the above (1) to (13), (28), and (29) is administered to a mammal;
- (38) a method for the prophylaxis or treatment of a bone metabolic disease, wherein an effective amount of a composition according to any one of the above (1) to (13), (28), and (29) is administered to a mammal;
- (39) a method for the prophylaxis or treatment of osteoporosis, wherein an effective amount of a composition according to any one of the above (1) to (13), (28), and (29) is administered to a mammal;
- (40) a bone resorption-suppressing agent, the agent significantly decreasing serum calcium concentration of a mammal administered with the agent; and
- (41) the bone resorption-suppressing agent according to the above (40), wherein the dose of the agent as an active ingredient is from 0.001 mg/kg to 100 mg/kg.

(Definition, preferred groups, and so on)

[0023] For substituent group α , preferred substituents are those in the group consisting of halogen atoms, C₁-C₆ alkyl groups which may be substituted with one group or more than one group selected from substituent group β , C₁-C₆ haloalkyl groups, C₃-C₁₀ cycloalkyl groups, 5- to 10-membered heteroaryl groups which may be substituted with one group or more than one group selected from substituent group γ , C₁-C₆ alkoxy groups which may be substituted with one group or more than one group selected from substituent group β , C₁-C₆ haloalkoxy groups, C₃-C₁₀ cycloalkoxy groups, and C₁-C₆ alkylthio groups which may be substituted with one group or more than one group selected from substituent group β .

[0024] For substituent group β , preferred substituents are those in the group consisting of C₃-C₁₀ cycloalkyl groups which may be substituted with one group or more than one group selected from substituent group γ , C₆-C₁₀ aryl groups which may be substituted with one group or more than one group selected from substituent group γ , 5- to 10-membered heteroaryl groups which may be substituted with one group or more than one group selected from substituent group γ , and C₆-C₁₀ aryloxy groups which may be substituted with one group or more than one group selected from substituent group γ .

[0025] For substituent group γ , preferred substituents are those in the group consisting of hydroxyl groups, cyano groups, C₁-C₆ dialkylamino groups, halogen atoms, C₁-C₆ alkyl groups, C₁-C₆ haloalkyl groups, C₃-C₁₀ cycloalkyl groups, C₁-C₆ alkoxy groups, C₁-C₆ alkylenedioxy groups, and C₃-C₁₀ cycloalkoxy groups.

[0026] Among the compounds having Formula (I), compounds having Formula (I') are preferred. Of the compounds having Formula (I'), the compounds in which each m and n is 1 are preferred. The compounds in which R⁵ is a substituent at the 4-position and R⁶ is a substituent at the 4'-position are further preferred.

[0027] The C₆-C₁₀ aryl groups of the "C₆-C₁₀ aryl group which may be substituted with one group or more than one group selected from substituent group α " in the above definitions of R¹, R², R³, and R⁷ and of the "C₆-C₁₀ aryl group which may be substituted with one group or more than one group selected from substituent group γ " in the definitions of substituent groups α and β may be condensed with other cyclic groups. Examples of such C₆-C₁₀ aryl groups include phenyl groups, indenyl groups, indanyl groups, naphthyl groups, and chromanyl groups, and phenyl groups are preferred.

[0028] The term "may be substituted" in the above "C₆-C₁₀ aryl group which may be substituted with one group or more than one group selected from substituent group α " preferably means substitution with one or two groups, and the term "may be substituted" in the "C₆-C₁₀ aryl group which may be substituted with one group or more than one group selected from substituent group γ " preferably means non-substitution or substitution with one group.

[0029] The 5- to 10-membered heteroaryl group of the "5- to 10-membered heteroaryl group which may be substituted with one group or more than one group selected from substituent group α " in the definitions of R¹, R², and R³ and the 5- to 10-membered heteroaryl group of the "5- to 10-membered heteroaryl group which may be substituted with one group or more than one group selected from substituent group γ " in the definitions of substituent groups α and β are cyclic groups having 3 to 6 carbon atoms and which contain a nitrogen atom, an oxygen atom, and/or a sulfur atom. Examples of such 5- to 10-membered heteroaryl groups include furyl groups, thienyl groups, pyrrolyl groups, pyrazolyl groups, imidazolyl groups, oxazolyl groups, isoxazolyl groups, thiazolyl groups, isothiazolyl groups, triazolyl groups, tetrazolyl groups, pyranlyl groups, pyridyl groups, pyridazinyl groups, pyrimidinyl groups, and pyrazinyl groups. Among them, 5- or 6-membered heteroaryl groups are preferred. The above "5- to 10-membered heteroaryl group" may be condensed with another cyclic group such as an indolyl group, a benzofuranyl group, a benzothienyl group, a quinolyl group, an isoquinolyl group, a quinazolinyl group, a tetrahydroquinolyl group, or a tetrahydroisoquinolyl group. R¹ is preferably a pyridyl group, R² is preferably a pyridyl group, a triazolyl group, or a pyrrolyl group, and R³ is preferably a

pyridyl group. Among substituent group β , a benzothiazoyl group, a pyridyl group, and a pyrrolyl group are preferred.

[0030] The term "may be substituted" in the above "5- to 10-membered heteroaryl group which may be substituted with one group or more than one group selected from substituent group α " preferably means substitution with one or two groups, and the term "may be substituted" in the "5- to 10-membered heteroaryl group which may be substituted with one group or more than one group selected from substituent group γ " preferably means non-substitution or substitution with one group.

[0031] The "3- to 6-membered heterocyclyl groups" of the "3- to 6-membered heterocyclyl group which may be substituted with one group or more than one group selected from substituent group α " in the definition of R^2 , the "3- to 6-membered heterocyclyl group which may be substituted with one group or more than one group selected from substituent group β " in the definitions of R^3 and R^7 , and the "3- to 6-membered heterocyclyl group" in the definitions of substituent groups α and β can be, for example, an azetidiny group, a pyrrolidiny group, a pyrroliny group, an imidazolidiny group, an imidazolinyl group, a pyrazolidiny group, a pyrazolinyl group, an oxazolidiny group, a thiazolidiny group, a piperidyl group, a tetrahydropyridyl group, a dihydropyridyl group, a piperazinyl group, a morpholinyl group, a thiomorpholinyl group, a homopiperidyl group, a tetrahydrofuryl group, a tetrahydropyranyl group, a 2,5-dioxopyrrolidiny group, and a 2,6-dioxopiperazinyl group. In substituent group β , a pyrrolidiny group, a piperidyl group, a morpholinyl group, and a tetrahydrofuryl group are preferred.

[0032] The "3- to 6-membered heterocyclyl groups" of the "3- to 6-membered heterocyclyl group" in the definitions of substituent groups α and β may be condensed with other cyclic groups such as a 1,3-dioxo-2,3-dihydro-1H-isindolyl group or a 2,4-dioxo-1,2,3,4-tetrahydroquinazolinyl group.

[0033] The C_1 - C_6 alkoxy groups of the " C_1 - C_6 alkoxy group" in the definitions of X and substituent groups β and γ and of the " C_1 - C_6 alkoxy group which may be substituted with a hydroxyl group" or the " C_1 - C_6 alkoxy group substituted with a hydroxyl group" in the definitions of R^3 and X and the C_1 - C_6 alkoxy group of the " C_1 - C_6 alkoxy group which may be substituted with one group or more than one group selected from substituent group β " in the definition of substituent group α can be, for example, linear or branched alkoxy groups having 1 to 6 carbon atoms; and are preferably a methoxy group, an ethoxy group, a propoxy group, an isopropoxy group, a butoxy group, or an isobutoxy group.

[0034] The term "substituted" in the above " C_1 - C_6 alkoxy group substituted with a hydroxyl group" means substitution with one to three groups and, preferably, substitution with one or two groups.

[0035] The C_1 - C_6 alkyl groups of the above " C_1 - C_6 alkyl group" in the definitions of R^3 , R^4 , and substituent group γ and of the " C_1 - C_6 alkyl group which may be substituted with one group or more than one group selected from substituent group β " in the definitions of R^3 , R^7 , and substituent group α can be, for example, linear or branched alkyl groups having 1 to 6 carbon atoms; and are preferably a methyl group, an ethyl group, a propyl group, an isopropyl group, or a butyl group.

[0036] The term "may be substituted" of the above " C_1 - C_6 alkyl group which may be substituted with one group or more than one group selected from substituent group β " preferably means substitution with one or two groups.

[0037] Examples of the "hydroxy protecting group" in the definitions of R^3 and R^7 include "aliphatic acyl groups", for example, alkylcarbonyl groups such as formyl, acetyl, propionyl, butyryl, isobutyryl, pentanoyl, pivaloyl, valeryl, isovaleryl, octanoyl, nonanoyl, decanoyl, 3-methylnonanoyl, 8-methylnonanoyl, 3-ethyloctanoyl, 3,7-dimethyloctanoyl, undecanoyl, dodecanoyl, tridecanoyl, tetradecanoyl, pentadecanoyl, hexadecanoyl, 1-methylpentadecanoyl, 14-methylpentadecanoyl, 13,13-dimethyltetradecanoyl, heptadecanoyl, 15-methylhexadecanoyl, octadecanoyl, 1-methylheptadecanoyl, nonadecanoyl, icosanoyl, and heneicosanoyl; aminated alkylcarbonyl groups, which are the above-mentioned alkylcarbonyl groups substituted with substituted an amino group, such as morpholin-4-ylacetyl, piperidin-1-ylacetyl, and pyrrolidin-1-ylacetyl; carboxylated alkylcarbonyl groups, such as succinoyl, glutaroyl, and azipoyl; halogeno C_1 - C_6 alkylcarbonyl groups, such as chloroacetyl, dichloroacetyl, trichloroacetyl, and trifluoroacetyl; C_1 - C_6 alkoxy C_1 - C_6 alkylcarbonyl groups, such as methoxyacetyl; unsaturated alkylcarbonyl groups, such as (E)-2-methyl-2-butenoyl; "aromatic acyl groups", for example, arylcarbonyl groups, such as benzoyl, α -naphthoyl, and β -naphthoyl; halogeno-arylcarbonyl groups, such as 2-bromobenzoyl and 4-chlorobenzoyl; lower-alkylated arylcarbonyl groups, such as 2,4,6-trimethylbenzoyl and 4-toluoyl; lower-alkoxylated arylcarbonyl groups, such as 4-anisoyl; carboxylated arylcarbonyl groups, such as 2-carboxybenzoyl, 3-carboxybenzoyl, and 4-carboxybenzoyl; nitrated arylcarbonyl groups, such as 4-nitrobenzoyl and 2-nitrobenzoyl; lower alkoxy carbonylated arylcarbonyl groups, such as 2-(methoxycarbonyl)benzoyl; and arylated arylcarbonyl groups, such as 4-phenylbenzoyl; "tetrahydropyranyl or tetrahydrothiopyranyl groups", such as tetrahydropyran-2-yl, 3-bromotetrahydropyran-2-yl, 4-methoxytetrahydropyran-4-yl, tetrahydrothiopyran-2-yl, and 4-methoxytetrahydrothiopyran-4-yl; "tetrahydrofuranlyl or tetrahydrothiofuranlyl groups", such as tetrahydrofuran-2-yl and tetrahydrothiofuran-2-yl; "silyl groups", for example, tri(lower alkyl)silyl groups, such as trimethylsilyl, triethylsilyl, isopropyl dimethylsilyl, t-butyl dimethylsilyl, methyl diisopropylsilyl, methyl di-t-butylsilyl, and triisopropylsilyl; and tri(lower alkyl)silyl groups substituted with 1 or 2 aryl groups, such as diphenylmethylsilyl, diphenylbutylsilyl, diphenylisopropylsilyl, and phenyl diisopropylsilyl; "alkoxymethyl groups", for example, lower alkoxymethyl groups, such as methoxymethyl, 1,1-dimethyl-1-methoxymethyl, ethoxymethyl, propoxymethyl, isopropoxymethyl, butoxymethyl, and t-butoxymethyl; lower alkoxylated lower alkoxymethyl groups, such as 2-methoxyethoxymethyl; and halogeno-lower alkoxy methyl groups, such as 2,2,2-trichloroethoxymethyl and bis(2-chloroethoxy)methyl; "substituted ethyl groups", for example, lower alkox-

ylated ethyl groups, such as 1-ethoxyethyl and 1-(isopropoxy)ethyl; and halogenated ethyl groups, such as 2,2,2-trichloroethyl; "aralkyl groups", for example, lower alkyl groups substituted with 1 to 3 aryl groups, such as benzyl, α -naphthylmethyl, β -naphthylmethyl, diphenylmethyl, triphenylmethyl, α -naphthylidiphenylmethyl, and 9-anthrylmethyl; and lower alkyl groups substituted with 1 to 3 aryl groups the aryl ring of which is substituted with a lower alkyl, lower alkoxy, halogen, or cyano group such as 4-methylbenzyl, 2,4,6-trimethylbenzyl, 3,4,5-trimethylbenzyl, 4-methoxybenzyl, 4-methoxyphenyldiphenylmethyl, 2-nitrobenzyl, 4-nitrobenzyl, 4-chlorobenzyl, 4-bromobenzyl, 4-cyanobenzyl, methyl, and piperonyl; "alkoxycarbonyl groups", for example, lower alkoxycarbonyl groups, such as methoxycarbonyl, ethoxycarbonyl, t-butoxycarbonyl, and isobutoxycarbonyl; and lower alkoxycarbonyl groups substituted with a halogen or tri (lower alkyl)silyl group, such as 2,2,2-trichloroethoxycarbonyl and 2-trimethylsilylethoxycarbonyl; "alkenyloxycarbonyl groups", such as vinyloxycarbonyl and allyloxycarbonyl; "arylamino carbonyl groups", such as phenylaminocarbonyl groups; and "aralkyloxycarbonyl groups in which the aryl ring may be substituted with 1 or 2 lower alkoxy or a nitro group", such as benzyloxycarbonyl, 4-methoxybenzyloxycarbonyl, 3,4-dimethoxybenzyloxycarbonyl, 2-nitrobenzyloxycarbonyl, and 4-nitrobenzyloxycarbonyl. The "protecting group for a hydroxy group" is preferably an aliphatic acyl group, more preferably an alkylcarbonyl group, an aminated alkylcarbonyl group, or a carboxylated alkylcarbonyl group, and further preferably an acetyl, morpholin-4-ylacetyl, or succinoyl group.

[0038] The C_1 - C_6 hydroxyalkyl group of the " C_1 - C_6 hydroxyalkyl group which may be protected by a hydroxyl protecting group" in the definitions of R^3 and R^7 can be, for example, hydroxymethyl, 2-hydroxyethyl, 3-hydroxypropyl, 4-hydroxybutyl, 5-hydroxypentyl, or 6-hydroxyhexyl; and is preferably a hydroxymethyl, 2-hydroxyethyl, or 3-hydroxypropyl group.

[0039] The C_3 - C_{10} cycloalkyl group of the " C_3 - C_{10} cycloalkyl group which may be substituted with one group or more than one group selected from substituent group α " in the definitions of R^3 and R^7 and the C_3 - C_{10} cycloalkyl groups of the " C_3 - C_{10} cycloalkyl group" in the definition of substituent group α and of the " C_3 - C_{10} cycloalkyl group which may be substituted with one group or more than one group selected from substituent group γ " in the definition of substituent group β are, for example, a cyclopropyl group, a cyclobutyl group, a cyclopentyl group, a cyclohexyl group, a cycloheptyl group, or an adamantyl group.

[0040] The term "may be substituted" in the above " C_3 - C_{10} cycloalkyl group which may be substituted with one group or more than one group selected from substituent group α " and in the " C_3 - C_{10} cycloalkyl group which may be substituted with one group or more than one group selected from substituent group γ " means unsubstituted or mono- to tri-substituted.

[0041] The " C_1 - C_6 alkylamino group" in the definitions of substituent groups α and γ is an amino group substituted with one of the above-mentioned C_1 - C_6 alkyl groups, such as an amino group substituted with a linear or branched alkyl group having 1 to 6 carbon atoms; and is preferably a methylamino group, an ethylamino group, a propylamino group, an isopropylamino group, or a butylamino group; and more preferably a methylamino group, an ethylamino group, or a propylamino group.

[0042] The " C_1 - C_6 dialkylamino group" in the definitions of substituent groups α and γ is an amino group substituted with two of the above-mentioned C_1 - C_6 alkyl groups and can be, for example, an amino group substituted with two linear or branched alkyl groups each having 1 to 6 carbon atoms; and is preferably a dimethylamino group, a diethylamino group, a dipropylamino group, a diisopropylamino group, or a dibutylamino group; and more preferably a dimethylamino group or a diethylamino group.

[0043] The " C_3 - C_6 cycloalkylamino group" in the definition of substituent group α can be, for example, a cyclopropylamino group, a cyclobutylamino group, a cyclopentylamino group, or a cyclohexylamino group; and is preferably a cyclopentylamino group or a cyclohexylamino group.

[0044] The " C_1 - C_6 haloalkyl group" in the definitions of R^3 , R^5 , R^6 , and substituent groups α and γ is the above-mentioned C_1 - C_6 alkyl group substituted with as many halogen atoms as possible. Examples of the C_1 - C_6 haloalkyl group include a fluoromethyl group, a difluoromethyl group, a trifluoromethyl group, a fluoroethyl group, a difluoroethyl group, a trifluoroethyl group, a fluoropropyl group, a difluoropropyl group, a trifluoropropyl group, a fluorobutyl group, a difluorobutyl group, a trifluorobutyl group, a fluoropentyl group, a difluoropentyl group, a trifluoropentyl group, a fluorohexyl group, a difluorohexyl group, a trifluorohexyl group, a pentafluoroethyl group, a hexafluoropropyl group, a nonafluorobutyl group, a chloromethyl group, a dichloromethyl group, a trichloromethyl group, a chloroethyl group, a dichloroethyl group, a trichloroethyl group, a chloropropyl group, a dichloropropyl group, a trichloropropyl group, a chlorobutyl group, a dichlorobutyl group, a trichlorobutyl group, a chloropentyl group, a dichloropentyl group, a trichloropentyl group, a chlorohexyl group, a dichlorohexyl group, a trichlorohexyl groups, a pentachloroethyl group, a hexachloropropyl group, and a nonachlorobutyl group. The C_1 - C_6 haloalkyl group is preferably a fluoromethyl group, a difluoromethyl group, a trifluoromethyl group, a fluoroethyl group, a difluoroethyl group, a trifluoroethyl group, a fluoropropyl group, a difluoropropyl group, or a trifluoropropyl group; and more preferably a fluoromethyl group, a difluoromethyl group, a trifluoromethyl group, a fluoroethyl group, a difluoroethyl group, or a trifluoroethyl group.

[0045] The " C_3 - C_6 cycloalkenyl group" in the definitions of substituent groups α and β can be, for example, a cyclopropenyl group, a cyclobutenyl group, a cyclopentenyl group, or a cyclohexyl group; and is preferably a cyclopentenyl group or a cyclohexyl group.

[0046] The " C_1 - C_6 haloalkoxy group" in the definition of substituent group α is the above-mentioned C_1 - C_6 haloalkyl

group the alkyl terminus of which is substituted with an oxygen atom and can be, for example, a fluoromethoxy group, a difluoromethoxy group, a trifluoromethoxy group, a fluoroethoxy group, a difluoroethoxy group, a trifluoroethoxy group, a fluoropropoxy group, a difluoropropoxy group, a trifluoropropoxy group, a fluorobutoxy group, a difluorobutoxy group, a trifluorobutoxy group, a fluoropentyloxy group, a difluoropentyloxy group, a trifluoropentyloxy group, a fluorohexyloxy group, a difluorohexyloxy group, a trifluorohexyloxy group, a pentafluoroethoxy group, a hexafluoropropoxy group, a nonafluorobutoxy group, a chloromethoxy group, a dichloromethoxy group, a trichloromethoxy group, a chloroethoxy group, a dichloroethoxy group, a trichloroethoxy group, a chloropropoxy group, a dichloropropoxy group, a trichloropropoxy group, a chlorobutoxy group, a dichlorobutoxy group, a trichlorobutoxy group, a chloropentyloxy group, a dichloropentyloxy group, a trichloropentyloxy group, a chlorohexyloxy group, a dichlorohexyloxy group, a trichlorohexyloxy group, a pentachloroethoxy group, a hexachloropropoxy group, or a nonachlorobutoxy group; and is preferably a fluoromethoxy group, a difluoromethoxy group, a trifluoromethoxy group, a fluoroethoxy group, a difluoroethoxy group, a trifluoroethoxy group, a fluoropropoxy group, a difluoropropoxy group, or a trifluoropropoxy group; and more preferably a fluoromethoxy group, a difluoromethoxy group, a trifluoromethoxy group, a fluoroethoxy group, a difluoroethoxy group, or a trifluoroethoxy group.

[0047] The C₁-C₆ alkoxy C₁-C₆ alkoxy group of the "C₁-C₆ alkoxy C₁-C₆ alkoxy group which may be substituted with one group or more than one group selected from substituent group β" in the definition of substituent group α is the above-mentioned C₁-C₆ alkoxy group substituted with one of the above-mentioned C₁-C₆ alkoxy groups and can be, for example, a methoxymethoxy group, a 2-methoxyethoxy group, a 3-methoxypropoxy group, a 4-methoxybutoxy group, a 5-methoxypentyloxy group, a 6-methoxyhexyloxy group, an ethoxymethoxy group, a 2-ethoxyethoxy group, a 3-ethoxypropoxy group, a 4-ethoxybutoxy group, a 5-ethoxypentyloxy group, or a 6-ethoxyhexyloxy group; and is preferably a 2-methoxyethoxy group, a 3-methoxypropoxy group, a 4-methoxybutoxy group, or a 5-methoxypentyloxy group.

[0048] The C₁-C₆ alkenyloxy group of the "C₁-C₆ alkenyloxy group which may be substituted with one group or more than one group selected from substituent group β" in the definition of substituent group α can be, for example, a vinyloxy group, a 1-propenyloxy group, a 2-propenyloxy group, a 1-butenyloxy group, a 2-butenyloxy group, a 3-butenyloxy group, a 1-pentyloxy group, a 2-pentyloxy group, a 3-pentyloxy group, a 4-pentyloxy group, a 1-hexenyloxy group, a 2-hexenyloxy group, a 3-hexenyloxy group, a 4-hexenyloxy group, or a 5-hexenyloxy group; and is preferably a 1-propenyloxy group, a 2-propenyloxy group, a 1-butenyloxy group, a 2-butenyloxy group, or a 3-butenyloxy group.

[0049] The C₁-C₆ alkynyloxy group of the "C₁-C₆ alkynyloxy group which may be substituted with one group or more than one group selected from substituent group β" in the definition of substituent group α can be, for example, a 1-propynyloxy group, a 2-propynyloxy group, a 1-butyloxy group, a 2-butyloxy group, a 3-butyloxy group, a 1-pentyloxy group, a 2-pentyloxy group, a 3-pentyloxy group, a 4-pentyloxy group, a 1-hexynyloxy group, a 2-hexynyloxy group, a 3-hexynyloxy group, a 4-hexynyloxy group, or a 5-hexynyloxy group; and is preferably a 1-propynyloxy group, a 2-propynyloxy group, a 1-butyloxy group, a 2-butyloxy group, or a 3-butyloxy group.

[0050] The term "may be substituted" in the "C₁-C₆ alkoxy C₁-C₆ alkoxy group which may be substituted with one group or more than one group selected from substituent group β", the "C₁-C₆ alkenyloxy group which may be substituted with one group or more than one group selected from substituent group β", and the "C₁-C₆ alkynyloxy group which may be substituted with one group or more than one group selected from substituent group β" means unsubstituted or mono- to tri-substituted.

[0051] The "C₃-C₁₀ cycloalkyloxy group" in the definitions of substituent groups α and β is the above-mentioned C₃-C₁₀ cycloalkyl group to which an oxygen atom is bound and can be, for example, a cyclopropoxy group, a cyclobutoxy group, a cyclopentyloxy group, or a cyclohexyloxy group; and is preferably a cyclopropoxy group, a cyclobutoxy group, or a cyclopentyloxy group.

[0052] The "3- to 6-membered heterocyclyloxy group" in the definition of substituent group α is a cyclic group containing a nitrogen atom, an oxygen atom, and/or a sulfur atom and having 3 to 6 carbon atoms, to which an oxygen atom is bound; and can be, for example, an aziridinyloxy group, an azetidinyloxy group, a pyrrolidinyloxy group, a piperidinyloxy group, a thiranyloxy group, a thienyloxy group, a tetrahydrothienyloxy group, a tetrahydrothiopyranyloxy group, an oxiranyloxy group, an oxetanyloxy group, a tetrahydrofuryloxy group, or a tetrahydropyranyloxy group; and is preferably a tetrahydrofuryloxy group or a tetrahydropyranyloxy group.

[0053] The C₆-C₁₀ aryloxy group of the "C₆-C₁₀ aryloxy group which may be substituted with one group or more than one group selected from substituent group γ" in the definitions of substituent groups α and β is the above-mentioned C₆-C₁₀ aryl group to which an oxygen atom is bound and can be, for example, a phenoxy group, an indenyloxy group, or a naphthyloxy group, and is preferably a phenoxy group.

[0054] The term "may be substituted" in the above "C₆-C₁₀ aryloxy group which may be substituted with one group or more than one group selected from substituent group γ" means unsubstituted or mono- to tri-substituted.

[0055] The "C₁-C₆ alkyleneoxy group" in the definitions of substituent groups α and γ can be, for example, a methyleneoxy group, an ethyleneoxy group, a trimethyleneoxy group, a tetramethyleneoxy group, a pentamethyleneoxy group, or a hexamethyleneoxy group; and is preferably an ethyleneoxy group or a trimethyleneoxy group.

[0056] The "C₁-C₆ alkyleneedioxy group" in the definitions of substituent groups α and γ can be, for example, a meth-

ylenedioxy group, an ethylenedioxy group, a trimethylenedioxy group, a tetramethylenedioxy group, a pentamethylenedioxy group, or a hexamethylenedioxy group; and is preferably a methylenedioxy group or an ethylenedioxy group.

[0057] The C₁-C₆ alkylthio group of the "C₁-C₆ alkylthio group which may be substituted with one group or more than one group selected from substituent group β" in the definition of substituent group α is the above-mentioned C₁-C₆ alkyl group to which a sulfur atom is bound, and is preferably a methylthio group, an ethylthio group, a propylthio group, an isopropylthio group, or a butylthio group, and more preferably a methylthio group or an ethylthio group.

[0058] The term "may be substituted" in the above "C₁-C₆ alkylthio group which may be substituted with one group or more than one group selected from substituent group β" means unsubstituted or mono- to tri-substituted.

[0059] The "C₁-C₆ haloalkylthio group" in the definition of substituent group α is the above-mentioned C₁-C₆ alkylthio group substituted with as many halogen atoms as possible and can be, for example, a fluoromethylthio group, a difluoromethylthio group, a trifluoromethylthio group, a fluoroethylthio group, a difluoroethylthio group, a trifluoroethylthio group, a fluoropropylthio group, a difluoropropylthio group, a trifluoropropylthio group, a fluorobutylthio group, a difluorobutylthio group, a trifluorobutylthio group, a fluoropentylthio group, a difluoropentylthio group, a trifluoropentylthio group, a fluorohexylthio group, a difluorohexylthio group, a trifluorohexylthio group, a pentafluoroethylthio group, a hexafluoropropylthio group, a nonafluorobutylthio group, a chloromethylthio group, a dichloromethylthio group, a trichloromethylthio group, a chloroethylthio group, a dichloroethylthio group, a trichloroethylthio group, a chloropropylthio group, a dichloropropylthio group, a trichloropropylthio group, a chlorobutylthio group, a dichlorobutylthio group, a trichlorobutylthio group, a chloropentylthio group, a dichloropentylthio group, a trichloropentylthio group, a chlorohexylthio group, a dichlorohexylthio group, a trichlorohexylthio group, a pentachloroethylthio group, a hexachloropropylthio group, or a nonachlorobutylthio group; and is preferably a fluoromethylthio group, a difluoromethylthio group, a trifluoromethylthio group, a fluoroethylthio group, a difluoroethylthio group, a trifluoroethylthio group, a fluoropropylthio group, a difluoropropylthio group, or a trifluoropropylthio group.

[0060] The C₁-C₆ alkylsulfonyl group of the "C₁-C₆ alkylsulfonyl group which may be substituted with one group or more than one group selected from substituent group β" in the definition of substituent group α is the above-mentioned C₁-C₆ alkyl group to which a sulfonyl group is bound and is preferably a methylsulfonyl group, an ethylsulfonyl group, a propylsulfonyl group, an isopropylsulfonyl group, or a butylsulfonyl group, and more preferably a methylsulfonyl group or an ethylsulfonyl group.

[0061] The term "may be substituted" in the "C₁-C₆ alkylsulfonyl group which may be substituted with one group or more than one group selected from substituent group β" means unsubstituted or mono- to tri-substituted.

[0062] The "C₁-C₆ haloalkylsulfonyl group" in the definition of substituent group α is the above-mentioned C₁-C₆ alkylsulfonyl group substituted with as many halogen atoms as possible and can be, for example, a fluoromethylsulfonyl group, a difluoromethylsulfonyl group, a trifluoromethylsulfonyl group, a fluoroethylsulfonyl group, a difluoroethylsulfonyl group, a trifluoroethylsulfonyl group, a fluoropropylsulfonyl group, a difluoropropylsulfonyl group, a trifluoropropylsulfonyl group, a fluorobutylsulfonyl group, a difluorobutylsulfonyl group, a trifluorobutylsulfonyl group, a fluoropentylsulfonyl group, a difluoropentylsulfonyl group, a trifluoropentylsulfonyl group, a fluorohexylsulfonyl group, a difluorohexylsulfonyl group, a trifluorohexylsulfonyl group, a pentafluoroethylsulfonyl group, a hexafluoropropylsulfonyl group, a nonafluorobutylsulfonyl group, a chloromethylsulfonyl group, a dichloromethylsulfonyl group, a trichloromethylsulfonyl group, a chloroethylsulfonyl group, a dichloroethylsulfonyl group, a trichloroethylsulfonyl group, a chloropropylsulfonyl group, a dichloropropylsulfonyl group, a trichloropropylsulfonyl group, a chlorobutylsulfonyl group, a dichlorobutylsulfonyl group, a trichlorobutylsulfonyl group, a chloropentylsulfonyl group, a dichloropentylsulfonyl group, a trichloropentylsulfonyl group, a chlorohexylsulfonyl group, a dichlorohexylsulfonyl group, a trichlorohexylsulfonyl group, a pentachloroethylsulfonyl group, a hexachloropropylsulfonyl group, or a nonachlorobutylsulfonyl group; and is preferably a fluoromethylsulfonyl group, a difluoromethylsulfonyl group, a trifluoromethylsulfonyl group, a fluoroethylsulfonyl group, a difluoroethylsulfonyl group, a trifluoroethylsulfonyl group, a fluoropropylsulfonyl group, a difluoropropylsulfonyl group, or a trifluoropropylsulfonyl group.

[0063] The C₁-C₆ alkylcarbonyl group of the "C₁-C₆ alkylcarbonyl group which may be substituted with one group or more than one group selected from substituent group β" in the definition of substituent group α is the above-mentioned C₁-C₆ alkyl group to which a carbonyl group is bound and can be, for example, an acetyl group, an ethylcarbonyl group, a propylcarbonyl group, a butylcarbonyl group, a pentylcarbonyl group, or a hexylcarbonyl group; and is preferably an acetyl group, an ethylcarbonyl group, or a propylcarbonyl group.

[0064] The term "may be substituted" in the above "C₁-C₆ alkylcarbonyl group which may be substituted with one group or more than one group selected from substituent group β" means unsubstituted or mono- to tri-substituted.

[0065] The "C₁-C₆ haloalkylcarbonyl group" in the definition of substituent group α is the above-mentioned C₁-C₆ haloalkyl group to which a carbonyl group is bound and can be, for example, a fluoromethylcarbonyl group, a difluoromethylcarbonyl group, a trifluoromethylcarbonyl group, a fluoroethylcarbonyl group, a difluoroethylcarbonyl group, a trifluoroethylcarbonyl group, a fluoropropylcarbonyl group, a difluoropropylcarbonyl group, a trifluoropropylcarbonyl group, a fluorobutylcarbonyl group, a difluorobutylcarbonyl group, a trifluorobutylcarbonyl group, a fluoropentylcarbonyl group, a difluoropentylcarbonyl group, a trifluoropentylcarbonyl group, a fluorohexylcarbonyl group, a difluorohexylcar-

bonyl group, a trifluorohexylcarbonyl group, a pentafluoroethylcarbonyl group, a hexafluoropropylcarbonyl group, a nonafluorobutylcarbonyl group, a chloromethylcarbonyl group, a dichloromethylcarbonyl group, a trichloromethylcarbonyl group, a chloroethylcarbonyl group, a dichloroethylcarbonyl group, a trichloroethylcarbonyl group, a chloropropylcarbonyl group, a dichloropropylcarbonyl group, a trichloropropylcarbonyl group, a chlorobutylcarbonyl group, a dichlorobutylcarbonyl group, a trichlorobutylcarbonyl group, a chloropentylcarbonyl group, a dichloropentylcarbonyl group, a trichloropentylcarbonyl group, a chlorohexylcarbonyl group, a dichlorohexylcarbonyl group, a trichlorohexylcarbonyl group, a pentachloroethylcarbonyl group, a hexachloropropylcarbonyl group, or a nonachlorobutylcarbonyl group; and is preferably a fluoromethylcarbonyl group, a difluoromethylcarbonyl group, a trifluoromethylcarbonyl group, a fluoroethylcarbonyl group, a difluoroethylcarbonyl group, a trifluoroethylcarbonyl group, a fluoropropylcarbonyl group, a difluoropropylcarbonyl group, or a trifluoropropylcarbonyl group.

[0066] The C_6 - C_{10} arylcarbonyl group of the " C_6 - C_{10} arylcarbonyl group which may be substituted with one group or more than one group selected from substituent group γ " in the definition of substituent group α is the above-mentioned C_6 - C_{10} aryl group to which a carbonyl group is bound and can be, for example, a benzoyl group, an indenylcarbonyl group, or a naphthylcarbonyl group and is preferably a benzoyl group.

[0067] The term "may be substituted" in the above " C_6 - C_{10} arylcarbonyl group which may be substituted with one group or more than one group selected from substituent group γ " means unsubstituted or mono- to tri-substituted.

[0068] The " C_1 - C_6 alkoxycarbonyl group" in the definition of substituent group β is the above-mentioned C_1 - C_6 alkoxy group to which a carbonyl group is bound and can be, for example, a linear or branched alkoxycarbonyl group having 1 to 6 carbon atoms; and is preferably a methoxycarbonyl group, an ethoxycarbonyl group, a propoxycarbonyl group, an isopropoxycarbonyl group, or a butoxycarbonyl group; and more preferably a methoxycarbonyl group or an ethoxycarbonyl group.

[0069] The " N - C_6 - C_{10} arylacetamido group" in the definition of substituent group β is an acetamido group having the above-mentioned C_6 - C_{10} aryl group on the nitrogen atom and can be, for example, an N -phenylacetamido group, an N -indenylacetamido group, or an N -naphthylacetamido group and is preferably an N -phenylacetamido group.

[0070] The " C_1 - C_6 alkoxycarbonylamido group" in the definition of substituent group β is the above-mentioned C_1 - C_6 alkoxycarbonyl group having a carbonyl group to which an amino group is bound and can be, for example, a linear or branched alkoxycarbonylamido group having 1 to 6 carbon atoms, and is preferably a methoxycarbonylamido group, an ethoxycarbonylamido group, a propoxycarbonylamido group, an isopropoxycarbonylamido group, or a butoxycarbonylamido group, and more preferably a methoxycarbonylamido group or an ethoxycarbonylamido group.

[0071] The " C_2 - C_6 cyclic amino group" in the definition of substituent group γ can be, for example, an aziridine group, an azetidine group, a pyrrolidine group, or a piperidine group and is preferably a pyrrolidine group or a piperidine group.

[0072] In the compounds having Formula (I) according to the present invention, R^1 is preferably a phenyl group which may be substituted with one group or more than one group selected from substituent group α or a pyridyl group which may be substituted with one group or more than one group selected from substituent group α ; more preferably a phenyl group which may be substituted with one group or more than one group selected from substituent group α ; still more preferably a phenyl group substituted with any one group selected from the group consisting of C_1 - C_6 alkoxy groups which may be substituted with one group or more than one group selected from substituent group β , C_6 - C_{10} aryloxy groups which may be substituted with one group or more than one group selected from substituent group γ , and C_1 - C_6 haloalkoxy groups; and particularly still more preferably a 4-isobutyloxyphenyl group, a 4-(cyclopropylmethoxy)phenyl group, a 4-(2-cyclopropylethoxy)phenyl group, a 4-(1-methylcyclopropylmethoxy)phenyl group, a 4-(3,3,3-trifluoropropoxy)phenyl group, a 4-(4,4,4-trifluorobutoxy)phenyl group, a 4-(2-phenylethoxy)phenyl group, a 4-(2-(4-methoxyphenyl)ethoxy)phenyl group, a 4-(2-(3-methoxyphenyl)ethoxy)phenyl group, a 4-(2-(4-chlorophenyl)ethoxy)phenyl group, a 4-(2-(4-(N,N -dimethylamino)phenyl)ethoxy)phenyl group, a 4-(4-chlorophenoxy)phenyl group, or a 4-(4-trifluoromethylphenoxy)phenyl group.

[0073] R^2 is preferably a C_6 - C_{10} aryl group which may be substituted with one group or more than one group selected from substituent group α ; more preferably a phenyl group which may be substituted with one group or more than one group selected from substituent group α ; still more preferably a phenyl group substituted with any one group selected from the group consisting of halogen atoms, C_1 - C_6 alkyl groups, C_1 - C_6 haloalkyl groups, C_3 - C_6 cycloalkyl groups, C_1 - C_6 alkoxy groups, C_3 - C_6 cycloalkyloxy groups, C_1 - C_6 haloalkoxy groups, C_1 - C_6 alkylthio groups, and 5- to 10-membered heteroaryl groups; and particularly still more preferably a 4-fluorophenyl group, a 4-chlorophenyl group, a 4-trifluoromethylphenyl group, a 4-isopropylphenyl group, a 4-cyclopropylphenyl group, a 4-isopropoxyphenyl group, a 4-difluoromethoxyphenyl group, a 4-trifluoromethoxyphenyl group, a 4-(2,2,2-trifluoroethoxy)phenyl group, a 4-(2,2-difluoroethoxy)phenyl group, a 4-cyclopropyloxyphenyl group, a 4-ethoxyphenyl group, a 4-methylthiophenyl group, or a 4-(1H-pyrrol-1-yl)phenyl group.

[0074] X is preferably a group having the formula $N(R^3)R^4$ wherein R^4 is a hydrogen atom, and R^3 is a C_1 - C_6 haloalkyl group, a C_1 - C_6 alkyl group which may be substituted with one group or more than one group selected from substituent group β , or a C_1 - C_6 hydroxyalkyl group which may be protected by a hydroxyl protecting group; more preferably a group having the formula $N(R^3)R^4$ wherein R^4 is a hydrogen atom, and R^3 is a C_2 - C_3 haloalkyl group, a C_2 - C_3 hydroxyalkyl

group which may be protected by a hydroxyl protecting group, or a C₁-C₃ alkyl group substituted with a 1-hydroxycyclopropyl group; and still more preferably a 2-fluoroethylamino group, a 2,2-difluoroethylamino group, a 2-hydroxyethylamino group, a 1-(2-hydroxypropyl)amino group, a 1-hydroxycyclopropylmethylamino group, a 2-acetoxyethylamino group, a 2-(morpholin-4-ylacetoxy)ethylamino group, or a 2-(3-carboxypropionyloxy)ethylamino group.

[0075] In the compounds having Formula (I') according to the present invention, R⁵ is preferably any one group selected from the group consisting of halogen atoms, C₁-C₆ alkyl groups which may be substituted with one group or more than one group selected from substituent group β, C₁-C₆ haloalkyl groups, C₃-C₆ cycloalkyl groups, C₁-C₆ alkoxy groups which may be substituted with one group or more than one group selected from substituent group β, C₆-C₁₀ aryloxy groups which may be substituted with one group or more than one group selected from substituent group γ, C₁-C₆ haloalkoxy groups, and C₃-C₆ cycloalkyloxy groups; more preferably any one group selected from the group consisting of C₁-C₆ alkoxy groups which may be substituted with one group or more than one group selected from substituent group β, C₆-C₁₀ aryloxy groups which may be substituted with one group or more than one group selected from substituent group γ, and C₁-C₆ haloalkoxy groups; and still more preferably an isobutyloxy group, a cyclopropylmethoxy group, a 2-cyclopropylethoxy group, a 1-methylcyclopropylmethoxy group, a 3,3,3-trifluoropropionyloxy group, a 4,4,4-trifluorobutyloxy group, a 2-phenylethoxy group, a 2-(4-methoxyphenyl)ethoxy group, a 2-(3-methoxyphenyl)ethoxy group, a 2-(4-chlorophenyl)ethoxy group, a 2-(4-(N,N-dimethylamino)phenyl)ethoxy group, a 4-chlorophenoxy group, or a 4-trifluoromethylphenoxy group.

[0076] R⁶ is preferably any one group selected from the group consisting of halogen atoms, C₁-C₆ alkyl groups, C₁-C₆ haloalkyl groups, C₃-C₆ cycloalkyl groups, C₁-C₆ alkoxy groups, C₃-C₆ cycloalkyloxy groups, C₁-C₆ haloalkoxy groups, C₁-C₆ alkylthio groups, and 5- to 10-membered heteroaryl groups; more preferably a fluorine atom, a chlorine atom, a trifluoromethyl group, an isopropyl group, a cyclopropyl group, an isopropoxy group, a difluoromethoxy group, a trifluoromethoxy group, a 2,2,2-trifluoroethoxy group, a 2,2-difluoroethoxy group, a cyclopropyloxy group, an ethoxy group, a methylthio group, or a 1H-pyrrol-1-yl group; and still more preferably an ethoxy group, a trifluoromethyl group, a cyclopropyl group, a cyclopropyloxy group, a difluoromethoxy group, a trifluoromethoxy group, or a 2,2-difluoroethoxy group.

[0077] R⁷ is preferably a C₁-C₆ haloalkyl group, a C₁-C₆ alkyl group which may be substituted with one group or more than one group selected from substituent group β, or a C₁-C₆ hydroxyalkyl group which may be protected by a hydroxyl protecting group; more preferably a C₂-C₃ haloalkyl group, a C₂-C₃ hydroxyalkyl group which may be protected by a hydroxyl protecting group, or a C₁-C₃ alkyl group substituted with 1-hydroxycyclopropyl; and still more preferably a 2-fluoroethyl group, a 2,2-difluoroethyl group, a 2-hydroxyethyl group, a 2-hydroxypropyl group, a 1-hydroxycyclopropylmethyl group, a 2-acetoxyethyl group, a 2-(morpholin-4-ylacetoxy)ethyl group, or a 2-(3-carboxypropionyloxy)ethyl group.

[0078] In preferred combinations of substituents of a compound having Formula (I') according to the present invention, R⁵ is any one group selected from the group consisting of halogen atoms, C₁-C₆ alkyl groups which may be substituted with one group or more than one group selected from substituent group β, C₁-C₆ haloalkyl groups, C₃-C₆ cycloalkyl groups, C₁-C₆ alkoxy groups which may be substituted with one group or more than one group selected from substituent group β, C₆-C₁₀ aryloxy groups which may be substituted with one group or more than one group selected from substituent group γ, C₁-C₆ haloalkoxy groups, and C₃-C₆ cycloalkyloxy groups; R⁶ is any one group selected from the group consisting of halogen atoms, C₁-C₆ alkyl groups, C₁-C₆ haloalkyl groups, C₃-C₆ cycloalkyl groups, C₁-C₆ alkoxy groups, C₃-C₆ cycloalkyloxy groups, C₁-C₆ haloalkoxy groups, C₁-C₆ alkylthio groups, and 5- to 10-membered heteroaryl groups; and R⁷ is a C₁-C₆ haloalkyl group, a C₁-C₆ alkyl group which may be substituted with one group or more than one group selected from substituent group β, or a C₁-C₆ hydroxyalkyl group which may be protected by a hydroxyl protecting group. In more preferred combinations of substituents, R⁵ is any one group selected from the group consisting of C₁-C₆ alkoxy groups which may be substituted with one group or more than one group selected from substituent group β, C₆-C₁₀ aryloxy groups which may be substituted with one group or more than one group selected from substituent group γ, and C₁-C₆ haloalkoxy groups; R⁶ is a fluorine atom, a chlorine atom, a trifluoromethyl group, an isopropyl group, a cyclopropyl group, an isopropoxy group, a difluoromethoxy group, a trifluoromethoxy group, a 2,2,2-trifluoroethoxy group, a 2,2-difluoroethoxy group, a cyclopropyloxy group, an ethoxy group, a methylthio group, or a 1H-pyrrol-1-yl group; and R⁷ is a C₂-C₃ haloalkyl group, a C₂-C₃ hydroxyalkyl group which may be protected by a hydroxyl protecting group, or a C₁-C₃ alkyl group substituted with 1-hydroxycyclopropyl. In still more preferred combinations of substituents, R⁵ is an isobutyloxy group, a cyclopropylmethoxy group, a 2-cyclopropylethoxy group, a 1-methylcyclopropylmethoxy group, a 3,3,3-trifluoropropionyloxy group, a 4,4,4-trifluorobutyloxy group, a 2-phenylethoxy group, a 2-(4-methoxyphenyl)ethoxy group, a 2-(3-methoxyphenyl)ethoxy group, a 2-(4-chlorophenyl)ethoxy group, a 2-(4-(N,N-dimethylamino)phenyl)ethoxy group, a 4-chlorophenoxy group, or a 4-trifluoromethylphenoxy group; R⁶ is an ethoxy group, a trifluoromethyl group, a cyclopropyl group, a cyclopropyloxy group, a difluoromethoxy group, a trifluoromethoxy group, or a 2,2-difluoroethoxy group; and R⁷ is a 2-fluoroethyl group, a 2,2-difluoroethyl group, a 2-hydroxyethyl group, a 2-hydroxypropyl group, a 1-hydroxycyclopropylmethyl group, a 2-acetoxyethyl group, a 2-(morpholin-4-ylacetoxy)ethyl group, or a 2-(3-carboxypropionyloxy)ethyl group.

[0079] The compounds having Formula (I') according to the present invention are preferably:

4-(2-cyclopropylethoxy)-N-(2-(4-ethoxyphenyl)-1-[(2-hydroxyethyl)amino]carbonyl}vinyl)benzamide,
 4-(2-cyclopropylethoxy)-N-(2-[4-(cyclopropyloxy)phenyl]-1-[(2-hydroxyethyl)amino]carbonyl}vinyl)benzamide,
 4-(2-cyclopropylethoxy)-N-(2-[4-(difluoromethoxy)phenyl]-1-[(2-hydroxyethyl)amino]carbonyl}vinyl)benzamide,
 4-(2-cyclopropylethoxy)-N- {1-[(2-hydroxyethyl)amino]carbonyl}-2-[4-(trifluoromethoxy)phenyl]vinyl}benzamide,
 4-(2-cyclopropylethoxy)-N-(2-[4-(2,2-difluoroethoxy)phenyl]-1-[(2-hydroxyethyl)amino]carbonyl}vinyl)benzamide,
 4-(2-cyclopropylethoxy)-N-(2-(4-cyclopropylphenyl)-1-[(2-hydroxyethyl)amino]carbonyl}vinyl)benzamide,
 2-[(2Z)-2-{[4-(2-cyclopropylethoxy)benzoyl]amino}-3-(4-cyclopropylphenyl)propen-2-oyl]amino} ethyl acetate,
 2- [(2Z)-2-{[4-(2-cyclopropylethoxy)benzoyl]amino}-3-(4-cyclopropylphenyl)propen-2-oyl]amino}ethyl succinate,
 4-(2-cyclopropylethoxy)-N-{1-[(2-hydroxyethyl)amino]carbonyl}-2-[4-(trifluoromethyl)phenyl] vinyl}benzamide,
 4-(2-cyclopropylethoxy)-N-{1-[(2-hydroxyethyl)amino]carbonyl}-2-[4-(1H-pyrrol-1-yl)phenyl]vinyl}benzamide,
 N-(2-(4-chlorophenyl)-1-[(2-hydroxyethyl)amino]carbonyl}vinyl)-4-(2-cyclopropylethoxy)benzamide,
 N-[1- [(2-hydroxyethyl)amino]carbonyl]-2-(4-isopropoxyphenyl)vinyl]-4-[2-(4-methoxyphenyl)ethoxy]benzamide,
 N-(2-[4-(cyclopropyloxy)phenyl]-1-[(2-hydroxyethyl)amino]carbonyl}vinyl)-4-[2-(4-methoxyphenyl)ethoxy]benza-
 mide,
 N- {1- [(2-hydroxyethyl)amino]carbonyl}-2-[4-(trifluoromethoxy)phenyl]vinyl)-4-[2-(4-methoxyphenyl)ethoxy]ben-
 zamide,
 N-(2-(4-cyclopropylphenyl)-1- [(2-hydroxyethyl)amino]carbonyl}vinyl)-4-[2-(4-methoxyphenyl)ethoxy]benzamide,
 N- {1-[(2-hydroxyethyl)amino]carbonyl}-2-[4-(methylthio)phenyl] vinyl)-4-[2-(4-methoxyphenyl)ethoxy]benzamide,
 N-(2-(4-chlorophenyl)-1- [(2-hydroxyethyl)amino]carbonyl}vinyl)-4-[2-(4-methoxyphenyl)ethoxy]benzamide,
 4-[2-[4-(dimethylamino)phenyl]ethoxy]-N-{1-[(2-hydroxyethyl)amino]carbonyl}-2-(4-isopropoxyphenyl)vinyl}ben-
 zamide,
 4-[2-[4-(dimethylamino)phenyl]ethoxy]-N-{1-[(2-hydroxyethyl)amino]carbonyl}-2-[4-(trifluoromethoxy)phenyl]vi-
 nyl}benzamide,
 N-(2-(4-cyclopropylphenyl)-1-[(2-hydroxyethyl)amino]carbonyl}vinyl)-4-[2-[4-(dimethylamino)phenyl]ethoxy]ben-
 zamide,
 4-[2-(4-chlorophenyl)ethoxy]-N-(2-(4-ethoxyphenyl)-1-[(2-hydroxyethyl)amino] carbonyl} vinyl)benzamide,
 4-[2-(4-chlorophenyl)ethoxy]-N-(2-[4-(cyclopropyloxy)phenyl]-1-[(2-hydroxyethyl)amino]carbonyl}vinyl)benza-
 mide,
 4-[2-(4-chlorophenyl)ethoxy]-N-(2-[4-(difluoromethoxy)phenyl]-1-[(2-hydroxyethyl)amino]carbonyl}vinyl)benza-
 mide,
 4-[2-(4-chlorophenyl)ethoxy]-N-{1-[(2-hydroxyethyl)amino]carbonyl}-2-[4-(trifluoromethoxy)phenyl]vinyl}benza-
 mide,
 4-[2-(4-chlorophenyl)ethoxy]-N-(2-(4-cyclopropylphenyl)-1- [(2-hydroxyethyl)amino]carbonyl}vinyl)benzamide,
 4-[2-(4-chlorophenyl)ethoxy]-N-(2-(4-chlorophenyl)-1- [(2-hydroxyethyl)amino]carbonyl}vinyl)benzamide,
 4-(cyclopropylmethoxy)-N- {1- [(2-hydroxyethyl)amino]carbonyl }-2-[4-(trifluoromethoxy)phenyl]vinyl}benzamide,
 4-(cyclopropylmethoxy)-N- {1- [(2-hydroxyethyl)amino] carbonyl }-2-[4-(trifluoromethyl)phenyl] vinyl} benzamide,
 N- {1- [(2-hydroxyethyl)amino]carbonyl}-2-[4-(trifluoromethoxy)phenyl]vinyl)-4-(4,4,4-trifluorobutoxy)benzamide,
 N-{1-[(2-hydroxyethyl) amino] carbonyl -2-[4-(trifluoromethyl)phenyl]vinyl}-4-(4,4,4-trifluorobutoxy)benzamide,
 N- {1-[(2-hydroxyethyl)amino]carbonyl}-2-[4-(trifluoromethoxy)phenyl]vinyl)-4-(3,3,3-trifluoropropoxy)benzamide,
 N-{1-[(2-hydroxyethyl)amino]carbonyl}-2-[4-(trifluoromethyl)phenyl]vinyl)-4-(3,3,3-trifluoropropoxy)benzamide,
 N-{1-[(2,2-difluoroethyl)amino]carbonyl}-2-[4-(trifluoromethoxy)phenyl]vinyl)-4-(3,3,3-trifluoropropoxy)benzamide,
 N-{1-[(2S)-2-hydroxypropyl]amino]carbonyl}-2-[4-(trifluoromethoxy)phenyl]vinyl)-4-(3,3,3-trifluoropropoxy)ben-
 zamide,
 N-(2-[4-(difluoromethoxy)phenyl]-1-[(2-hydroxyethyl)amino]carbonyl}vinyl)-4-[4-(trifluoromethyl)phenoxy]benza-
 mide,
 N-{1-[(2-hydroxyethyl)amino]carbonyl}-2-[4-(trifluoromethoxy)phenyl]vinyl)-4-[4-(trifluoromethyl)phenoxy]benza-
 mide,
 N-{1-[(2-hydroxyethyl)amino]carbonyl}-2-[4-(trifluoromethyl)phenyl]vinyl)-4-[4-(trifluoromethyl)phenoxy]benza-
 mide,
 4-(4-chlorophenoxy)-N- {1- [(2-hydroxyethyl)amino]carbonyl } -2-[4-(trifluoromethoxy)phenyl]vinyl}benzamide, and
 4-(4-chlorophenoxy)-N- {1-[(2-hydroxyethyl)amino]carbonyl}-2-[4-(trifluoromethyl)phenyl]vinyl}benzamide;
 more preferably:

4-(2-cyclopropylethoxy)-N-(2-(4-ethoxyphenyl)-1- [(2-hydroxyethyl)amino]carbonyl}vinyl)benzamide,
 4-(2-cyclopropylethoxy)-N-(2-[4-(cyclopropyloxy) phenyl]- 1- [(2-hydroxyethyl) amino]carbonyl}vinyl) benzamide,
 4-(2-cyclopropylethoxy)-N-(2-[4-(difluoromethoxy)phenyl]-1-[(2-hydroxyethyl)amino]carbonyl}vinyl)benza-
 mide,
 4-(2-cyclopropylethoxy)-N-{1-[(2-hydroxyethyl)amino]carbonyl}-2-[4-(trifluoromethoxy)phenyl]vinyl}benza-

mide,
 4-(2-cyclopropylethoxy)-N-(2-(4-cyclopropylphenyl)-1-[(2-hydroxyethyl)amino]carbonyl vinyl)benzamide,
 2- {[(2Z)-2-[[4-(2-cyclopropylethoxy)benzoyl]amino]-3-(4-cyclopropylphenyl)propen-2-oyl]amino}ethyl acetate,
 4-(2-cyclopropylethoxy)-N-1-[(2-hydroxyethyl)amino]carbonyl-2-[4-(trifluoromethyl)phenyl]vinyl benzamide,
 5 N-(2-(4-chlorophenyl)-1- [(2-hydroxyethyl)amino]carbonyl vinyl)-4-(2-cyclopropylethoxy)benzamide,
 N-{1-[(2-hydroxyethyl)amino]carbonyl}-2-[4-(trifluoromethoxy)phenyl]vinyl-4-[2-(4-methoxyphenyl)ethoxy]
 benzamide,
 N-(2-(4-cyclopropylphenyl)-1-[(2-hydroxyethyl)amino]carbonyl vinyl)-4-[2-(4-methoxyphenyl)ethoxy]benza-
 mide,
 10 4-[2-(4-chlorophenyl)ethoxy]-N-{1-[(2-hydroxyethyl)amino]carbonyl}-2-[4-(trifluoromethoxy)phenyl]vinyl ben-
 zamide,
 4-[2-(4-chlorophenyl)ethoxy]-N-(2-(4-cyclopropylphenyl)-1-[(2-hydroxyethyl)amino]carbonyl vinyl) benzamide,
 4-(cyclopropylmethoxy)-N-{1-[(2-hydroxyethyl)amino]carbonyl}-2-[4-(trifluoromethoxy)phenyl]vinyl benza-
 mide,
 15 4-(cyclopropylmethoxy)-N-{1-[(2-hydroxyethyl)amino]carbonyl}-2-[4-(trifluoromethyl)phenyl]vinyl benzamide,
 N-{1-[(2-hydroxyethyl)amino]carbonyl}-2-[4-(trifluoromethoxy)phenyl]vinyl-4-(4,4,4-trifluorobutoxy)benza-
 mide,
 N- {1-[(2-hydroxyethyl)amino]carbonyl}-2-[4-(trifluoromethyl)phenyl]vinyl-4-(4,4,4-trifluorobutoxy)benzamide,
 N-{1-[(2-hydroxyethyl)amino]carbonyl}-2-[4-(trifluoromethoxy)phenyl]vinyl-4-(3,3,3-trifluoropropoxy)benza-
 20 mide,
 N-{1-[(2-hydroxyethyl)amino]carbonyl}-2-[4-(trifluoromethyl)phenyl]vinyl-4-(3,3,3-trifluoropropoxy)benza-
 mide,
 N- {1-[(2,2-difluoroethyl)amino]carbonyl}-2-[4-(trifluoromethoxy)phenyl]vinyl-4-(3,3,3-trifluoropropoxy)benza-
 mide,
 25 N-{1-[(2S)-2-hydroxypropyl]amino }carbonyl}-2-[4-(trifluoromethoxy)phenyl]vinyl-4-(3,3,3-trifluoropropoxy)
 benzamide,
 N-(2-[4-(difluoromethoxy)phenyl]-1-[(2-hydroxyethyl)amino]carbonyl vinyl)-4-[4-(trifluoromethyl)phenoxy]
 benzamide,
 N-{1-[(2-hydroxyethyl)amino]carbonyl}-2-[4-(trifluoromethoxy)phenyl]vinyl-4-[4-(trifluoromethyl)phenoxy]
 30 benzamide,
 N-{1-[(2-hydroxyethyl)amino]carbonyl}-2-[4-(trifluoromethyl)phenyl]vinyl-4-[4-(trifluoromethyl)phenoxy]ben-
 zamide,
 4-(4-chlorophenoxy)-N-{1-[(2-hydroxyethyl)amino]carbonyl}-2-[4-(trifluoromethoxy)phenyl]vinyl benzamide,
 and
 35 4-(4-chlorophenoxy)-N- {1- [(2-hydroxyethyl)amino]carbonyl }-2-[4-(trifluoromethyl)phenyl]vinyl benzamide.

[0080] The term "bone metabolic disease" in the present invention means diseases characterized by a substantial decrease in bone mass or an increase in blood calcium concentration and diseases that require suppression of the bone resorption or the rate of bone resorption for their prophylaxis or treatment.

[0081] Examples of such bone metabolic disease include osteoporosis, hypercalcemia, bone metastasis of cancer, periodontal diseases, bone Paget's disease, and osteoarthritis.

[0082] The above term "osteoporosis" means a systemic disease in which, due to a decrease in bone mass, the bone microarchitecture is disrupted and the mechanical strength of bone is reduced, resulting in an increased risk of fractures. Examples of osteoporosis include postmenopausal osteoporosis, senile osteoporosis, secondary osteoporosis caused by steroid or immunosuppressive agent use, osteoclastosis or osteopenia due to rheumatoid arthritis, and osteopenia due to artificial joint replacement.

[0083] The above term "treatment" means to cure or improve a disease or a symptom or to suppress a symptom.

[0084] The above term "significantly decrease blood calcium concentration" generally means to decrease the blood calcium concentration that is strictly maintained at a constant value to a level lower than a general level. The decrease ratio is preferably 0.1% or more, more preferably 0.5% or more, still more preferably 1% or more, and particularly more preferably 5% or more.

[0085] The above term "its pharmacologically acceptable salt" means a basic salt or an acid salt produced by a reaction of a compound having Formula (I) of the present invention, when the compound has an acidic group or a basic group, with a base or an acid.

[0086] The pharmacologically acceptable "basic salt" of the compound having Formula (I) of the present invention is preferably an alkali metal salt such as a sodium salt, a potassium salt, or a lithium salt; an alkaline-earth metal salt such as a magnesium salt or a calcium salt; an organic basic salt such as an N-methylmorpholine salt, a triethylamine salt, a tributylamine salt, a diisopropylethylamine salt, a dicyclohexylamine salt, an N-methylpiperidine salt, a pyridine salt,

a 4-pyrrolidinopyridine salt, or a picoline salt; or an amino acid salt such as a glycine salt, a lysine salt, an alginine salt, an ornithine salt, a glutamic acid salt, or an aspartic acid salt, and preferably an alkali metal salt.

[0087] The pharmacologically acceptable "acid salt" of the compound having Formula (I) of the present invention is preferably an inorganic acid salt, for example, a hydrohalide such as hydrofluoride, hydrochloride, hydrobromide, or hydroiodide, a nitrate, a perchlorate, a sulfate, or a phosphate; an organic acid salt, for example, a lower alkanesulfonate such as a methanesulfonate, a trifluoromethanesulfonate, or an ethanesulfonate, an arylsulfonate such as a benzenesulfonate or a p-toluenesulfonate, an acetate, a malate, a fumarate, a succinate, a citrate, an ascorbate, a tartrate, an oxalate, or a maleate; or an amino acid salt such as a glycine salt, a lysine salt, an alginine salt, an ornithine salt, a glutamic acid salt, or an aspartic acid salt, and most preferably a hydrohalide.

[0088] The compound having Formula (I) or a pharmacologically acceptable salt thereof of the present invention may become a hydrate by absorbing water or being attached with water when the salt is left in the air or recrystallized, and such a hydrate is included in the present invention.

[0089] The compound having Formula (I) or a pharmacologically acceptable salt thereof of the present invention has an acrylamide structure in its molecule and thereby can be present in two regioisomers, namely, (E)-isomer and (Z)-isomer, due to the double bond. In the compound according to the present invention, both these regioisomers and mixtures thereof are represented by a single Formula (I). Therefore, the present invention includes both these regioisomers and mixtures containing the regioisomers at any proportion and preferably includes mainly the (Z)-isomer. The isomers of the mixtures can be separated by a known separation method.

[0090] The compound having Formula (I) or a pharmacologically acceptable salt thereof of the present invention has optical isomers when it has an asymmetric carbon atom in its molecule. In the compound according to the present invention, all optical isomers and mixtures thereof are represented by a single Formula (I). Therefore, the present invention includes all these optical isomers and mixtures containing the optical isomers at any proportion.

[0091] The compounds having Formula (I) of the present invention which have been labeled with an isotope (for example, ^3H , ^{14}C , or ^{35}S) are also included in the present invention.

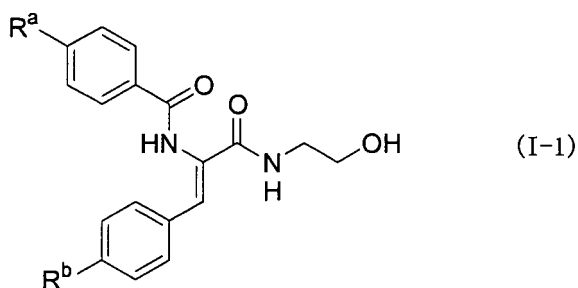
[0092] Preferred examples of the compound having Formula (I) of the present invention are compounds having Formula (I-1), (I-2), or (I-3) described in the following Tables 1, 2, and 3, but the present invention is not limited to these compounds.

[0093] In the Tables, substituents are denoted by the following abbreviations. In a substituent represented by a plurality of abbreviations, the substituent consists of the substituents denoted by the abbreviations bound to each other. For example, 2-cPrEtO denotes a 2-cyclopropylethoxy group.

di	di
Me	methyl group
Et	ethyl group
Pr	propyl group
cPr	cyclopropyl group
iPr	isopropyl group
cBu	cyclobutyl group
iBu	isobutyl group
tBu	tertiary butyl group
Pn	pentyl group
cPn	cyclopentyl group
cHx	cyclohexyl group
cHp	cycloheptyl group
Ph	phenyl group
diEtN	diethylamino group
diMeN	dimethylamino group
Thi	thiophen-2-yl group
Pyrr	pyrrol-1-yl group
Ind	inden-2-yl group
1-cPen	cyclopenten-1-yl group
2-cPen	cyclopenten-2-yl group
αNp	naphthalen-1-yl group
βNp	naphthalen-2-yl group
Ac	acetyl group
Ada	adamantyl group
Bn	benzyl group
Boc	t-butoxycarbonyl group
Bun	3-buten-1-yl group

	Bz	benzoyl group
	BDO	2-benzo[1,3]dioxol-5-yl group
	CF ₃ Pr	4,4,4-trifluorobutyl group
	CF ₃ CF ₂ Pr	4,4,4,5,5-pentafluoropentanyl group
5	Chr	2,2-dimethylchroman-6-yl group
	DDQZ	2,4-dioxo-1,4-dihydro-2H-quinazolin-3-yl group
	2-DHBD	2,3-dihydrobenzo[1,4]dioxin-2-yl group
	6-DHBD	2,3-dihydrobenzo[1,4]dioxin-6-yl group
	MEDO	methylenedioxy group
10	Fur	furan-2-yl group
	Mor	morpholin-4-yl group
	Phtl	phthaloyl group
	Pip	piperidin-4-yl group
	Piz	piperazin-1-yl group
15	Pre	2-propen-1-yl group
	Pry	2-propyn-1-yl group
	Phthiz	benzothiazol-2-yl group
	2-Py	pyridin-2-yl group
	3-Py	pyridin-3-yl group
20	4-Py	pyridin-4-yl group
	Pyr	pyrrolidin-1-yl group
	DOPyr	2,5-dioxopyrrolidin-1-yl group
	Pyr	pyrrol-1-yl group
	Quin	quinolin-3-yl group
25	THF	tetrahydrofuran-2-yl group
	THP	tetrahydropyran-4-yl group
	Triz	triazol-1-yl group

(Table 1) Exemplary compound table 1



Compound No.	R ^a	R ^b
1-1	iBuO	EtO
1-2	iBuO	iPrO
1-3	iBuO	cPrO
1-4	iBuO	CHF ₂ O
1-5	iBuO	CF ₃ O
1-6	iBuO	CH ₂ FCH ₂ O
1-7	iBuO	CHF ₂ CH ₂ O
1-8	iBuO	CF ₃ CH ₂ O
1-9	iBuO	CHF ₂ CF ₂ O
1-10	iBuO	Et
1-11	iBuO	iPr
1-12	iBuO	cPr
1-13	iBuO	CF ₃

EP 1 880 720 A1

(continued)

	Compound No.	R ^a	R ^b
5	1-14	iBuO	1-cPen
	1-15	iBuO	MeS
	1-16	iBuO	EtS
	1-17	iBuO	CF ₃ S
	1-18	iBuO	Pyrr
10	1-19	iBuO	Ph
	1-20	iBuO	H
	1-21	iBuO	F
	1-22	iBuO	NO ₂
	1-23	iBuO	CN
15	1-24	iBuO	iBu
	1-25	iBuO	Ac
	1-26	iBuO	cHx
	1-27	iBuO	tBu
	1-28	iBuO	4-FPh
20	1-29	iBuO	4-Py
	1-30	iBuO	3-Py
	1-31	iBuO	2-Py
	1-32	iBuO	Triz
	1-33	iBuO	AcNH
25	1-34	iBuO	diMeN
	1-35	iBuO	diEtN
	1-36	iBuO	Mor
	1-37	iBuO	2,5-diMePyrr
	1-38	iBuO	MeSO ₂
30	1-39	iBuO	HO
	1-40	iBuO	MeO
	1-41	iBuO	PhO
	1-42	iBuO	cBuO
	1-43	iBuO	cPnO
35	1-44	iBuO	cHxO
	1-45	iBuO	cHpO
	1-46	iBuO	cHxMeO
	1-47	iBuO	PrO
	1-48	iBuO	tBuO
40	1-49	iBuO	iBuO
	1-50	iBuO	cPrMeO
	1-51	iBuO	1-cPrEtO
	1-52	iBuO	di(CH ₂ F)CHO
	1-53	iBuO	1-CF ₃ EtO
45	1-54	iBuO	2-CF ₃ EtO
	1-55	iBuO	BnO
	1-56	iBuO	Cl
	1-57	iBuO	Br
	1-58	2-cPrEtO	EtO
50	1-59	2-cPrEtO	iPrO
	1-60	2-cPrEtO	cPrO
	1-61	2-cPrEtO	CHF ₂ O
	1-62	2-cPrEtO	CF ₃ O
	1-63	2-cPrEtO	CH ₂ FCH ₂ O

EP 1 880 720 A1

(continued)

	Compound No.	R ^a	R ^b
5	1-64	2-cPrEtO	CHF ₂ CH ₂ O
	1-65	2-cPrEtO	CF ₃ CH ₂ O
	1-66	2-cPrEtO	Et
	1-67	2-cPrEtO	iPr
	1-68	2-cPrEtO	cPr
10	1-69	2-cPrEtO	CF ₃
	1-70	2-cPrEtO	1-cPen
	1-71	2-cPrEtO	MeS
	1-72	2-cPrEtO	Pyrr
	1-73	2-cPrEtO	Ph
15	1-74	2-cPrEtO	H
	1-75	2-cPrEtO	F
	1-76	2-cPrEtO	NO ₂
	1-77	2-cPrEtO	CN
	1-78	2-cPrEtO	iBu
20	1-79	2-cPrEtO	Ac
	1-80	2-cPrEtO	cHx
	1-81	2-cPrEtO	tBu
	1-82	2-cPrEtO	4-FPh
	1-83	2-cPrEtO	4-Py
25	1-84	2-cPrEtO	3-Py
	1-85	2-cPrEtO	2-Py
	1-86	2-cPrEtO	Triz
	1-87	2-cPrEtO	AcNH
	1-88	2-cPrEtO	diMeN
30	1-89	2-cPrEtO	diEtN
	1-90	2-cPrEtO	Mor
	1-91	2-cPrEtO	2,5-diMePyrr
	1-92	2-cPrEtO	MeSO ₂
	1-93	2-cPrEtO	HO
35	1-94	2-cPrEtO	MeO
	1-95	2-cPrEtO	PhO
	1-96	2-cPrEtO	cBuO
	1-97	2-cPrEtO	cPnO
	1-98	2-cPrEtO	cHxO
40	1-99	2-cPrEtO	cHpO
	1-100	2-cPrEtO	cHxMeO
	1-101	2-cPrEtO	PrO
	1-102	2-cPrEtO	tBuO
	1-103	2-cPrEtO	iBuO
45	1-104	2-cPrEtO	cPrMeO
	1-105	2-cPrEtO	1-cPrEtO
	1-106	2-cPrEtO	di(CH ₂ F)CHO
	1-107	2-cPrEtO	1-CF ₃ EtO
	1-108	2-cPrEtO	BnO
50	1-109	2-cPrEtO	Cl
	1-110	2-cPrEtO	Br
	1-111	2-PhEtO	EtO
	1-112	2-PhEtO	iPrO
	1-113	2-PhEtO	cPrO

EP 1 880 720 A1

(continued)

	Compound No.	R ^a	R ^b
5	1-114	2-PhEtO	CHF ₂ O
	1-115	2-PhEtO	CF ₃ O
	1-116	2-PhEtO	CH ₂ FCH ₂ O
	1-117	2-PhEtO	CHF ₂ CH ₂ O
	1-118	2-PhEtO	CF ₃ CH ₂ O
10	1-119	2-PhEtO	Et
	1-120	2-PhEtO	iPr
	1-121	2-PhEtO	cPr
	1-122	2-PhEtO	CF ₃
	1-123	2-PhEtO	1-cPen
15	1-124	2-PhEtO	MeS
	1-125	2-PhEtO	Pyrr
	1-126	2-PhEtO	Ph
	1-127	2-PhEtO	Cl
	1-128	2-(4-MeOPh)EtO	EtO
20	1-129	2-(4-MeOPh)EtO	iPrO
	1-130	2-(4-MeOPh)EtO	cPrO
	1-131	2-(4-MeOPh)EtO	CHF ₂ O
	1-132	2-(4-MeOPh)EtO	CF ₃ O
	1-133	2-(4-MeOPh)EtO	CH ₂ FCH ₂ O
25	1-134	2-(4-MeOPh)EtO	CHF ₂ CH ₂ O
	1-135	2-(4-MeOPh)EtO	CF ₃ CH ₂ O
	1-136	2-(4-MeOPh)EtO	Et
	1-137	2-(4-MeOPh)EtO	iPr
	1-138	2-(4-MeOPh)EtO	cPr
30	1-139	2-(4-MeOPh)EtO	CF ₃
	1-140	2-(4-MeOPh)EtO	1-cPen
	1-141	2-(4-MeOPh)EtO	MeS
	1-142	2-(4-MeOPh)EtO	Pyrr
	1-143	2-(4-MeOPh)EtO	Ph
35	1-144	2-(4-MeOPh)EtO	Cl
	1-145	2-(3-MeOPh)EtO	EtO
	1-146	2-(3-MeOPh)EtO	iPrO
	1-147	2-(3-MeOPh)EtO	cPrO
	1-148	2-(3-MeOPh)EtO	CHF ₂ O
40	1-149	2-(3-MeOPh)EtO	CF ₃ O
	1-150	2-(3-MeOPh)EtO	CH ₂ FCH ₂ O
	1-151	2-(3-MeOPh)EtO	CHF ₂ CH ₂ O
	1-152	2-(3-MeOPh)EtO	CF ₃ CH ₂ O
	1-153	2-(3-MeOPh)EtO	Et
45	1-154	2-(3-MeOPh)EtO	iPr
	1-155	2-(3-MeOPh)EtO	cPr
	1-156	2-(3-MeOPh)EtO	CF ₃
	1-157	2-(3-MeOPh)EtO	1-cPen
	1-158	2-(3-MeOPh)EtO	MeS
50	1-159	2-(3-MeOPh)EtO	Pyrr
	1-160	2-(3-MeOPh)EtO	Ph
	1-161	2-(3-MeOPh)EtO	Cl
	1-162	2-(4-diMeNPh)EtO	EtO
	1-163	2-(4-diMeNPh)EtO	iPrO

EP 1 880 720 A1

(continued)

	Compound No.	R ^a	R ^b
5	1-164	2-(4-diMeNPh)EtO	cPrO
	1-165	2-(4-diMeNPh)EtO	CHF ₂ O
	1-166	2-(4-diMeNPh)EtO	CF ₃ O
	1-167	2-(4-diMeNPh)EtO	CH ₂ FCH ₂ O
	1-168	2-(4-diMeNPh)EtO	CHF ₂ CH ₂ O
10	1-169	2-(4-diMeNPh)EtO	CF ₃ CH ₂ O
	1-170	2-(4-diMeNPh)EtO	Et
	1-171	2-(4-diMeNPh)EtO	iPr
	1-172	2-(4-diMeNPh)EtO	cPr
	1-173	2-(4-diMeNPh)EtO	CF ₃
15	1-174	2-(4-diMeNPh)EtO	1-cPen
	1-175	2-(4-diMeNPh)EtO	MeS
	1-176	2-(4-diMeNPh)EtO	Pyrr
	1-177	2-(4-diMeNPh)EtO	Ph
	1-178	2-(4-diMeNPh)EtO	Cl
20	1-179	2-(3-diMeNPh)EtO	EtO
	1-180	2-(3-diMeNPh)EtO	iPrO
	1-181	2-(3-diMeNPh)EtO	cPrO
	1-182	2-(3-diMeNPh)EtO	CHF ₂ O
	1-183	2-(3-diMeNPh)EtO	CF ₃ O
25	1-184	2-(3-diMeNPh)EtO	CH ₂ FCH ₂ O
	1-185	2-(3-diMeNPh)EtO	CHF ₂ CH ₂ O
	1-186	2-(3-diMeNPh)EtO	CF ₃ CH ₂ O
	1-187	2-(3-diMeNPh)EtO	Et
	1-188	2-(3-diMeNPh)EtO	iPr
30	1-189	2-(3-diMeNPh)EtO	cPr
	1-190	2-(3-diMeNPh)EtO	CF ₃
	1-191	2-(3-diMeNPh)EtO	1-cPen
	1-192	2-(3-diMeNPh)EtO	MeS
	1-193	2-(3-diMeNPh)EtO	Pyrr
35	1-194	2-(3-diMeNPh)EtO	Ph
	1-195	2-(3-diMeNPh)EtO	Cl
	1-196	2-(4-ClPh)EtO	EtO
	1-197	2-(4-ClPh)EtO	iPrO
	1-198	2-(4-ClPh)EtO	cPrO
40	1-199	2-(4-ClPh)EtO	CHF ₂ O
	1-200	2-(4-ClPh)EtO	CF ₃ O
	1-201	2-(4-ClPh)EtO	CH ₂ FCH ₂ O
	1-202	2-(4-ClPh)EtO	CHF ₂ CH ₂ O
	1-203	2-(4-ClPh)EtO	CF ₃ CH ₂ O
45	1-204	2-(4-ClPh)EtO	Et
	1-205	2-(4-ClPh)EtO	iPr
	1-206	2-(4-ClPh)EtO	cPr
	1-207	2-(4-ClPh)EtO	CF ₃
	1-208	2-(4-ClPh)EtO	1-cPen
50	1-209	2-(4-ClPh)EtO	MeS
	1-210	2-(4-ClPh)EtO	Pyrr
	1-211	2-(4-ClPh)EtO	Ph
	1-212	2-(4-ClPh)EtO	C1
	1-213	2-(4-FPh)EtO	EtO

EP 1 880 720 A1

(continued)

	Compound No.	R ^a	R ^b
	1-214	2-(4-FPh)EtO	iPrO
5	1-215	2-(4-FPh)EtO	cPrO
	1-216	2-(4-FPh)EtO	CHF ₂ O
	1-217	2-(4-FPh)EtO	CF ₃ O
	1-218	2-(4-FPh)EtO	CH ₂ FCH ₂ O
10	1-219	2-(4-FPh)EtO	CHF ₂ CH ₂ O
	1-220	2-(4-FPh)EtO	CF ₃ CH ₂ O
	1-221	2-(4-FPh)EtO	Et
	1-222	2-(4-FPh)EtO	iPr
	1-223	2-(4-FPh)EtO	cPr
15	1-224	2-(4-FPh)EtO	CF ₃
	1-225	2-(4-FPh)EtO	1-cPen
	1-226	2-(4-FPh)EtO	MeS
	1-227	2-(4-FPh)EtO	Pyrr
20	1-228	2-(4-FPh)EtO	Ph
	1-229	2-(4-FPh)EtO	Cl
	1-230	2-(4-cPrPh)EtO	EtO
	1-231	2-(4-cPrPh)EtO	iPrO
	1-232	2-(4-cPrPh)EtO	cPrO
25	1-233	2-(4-cPrPh)EtO	CHF ₂ O
	1-234	2-(4-cPrPh)EtO	CF ₃ O
	1-235	2-(4-cPrPh)EtO	CH ₂ FCH ₂ O
	1-236	2-(4-cPrPh)EtO	CHF ₂ CH ₂ O
30	1-237	2-(4-cPrPh)EtO	CF ₃ CH ₂ O
	1-238	2-(4-cPrPh)EtO	Et
	1-239	2-(4-cPrPh)EtO	iPr
	1-240	2-(4-cPrPh)EtO	cPr
	1-241	2-(4-cPrPh)EtO	CF ₃
35	1-242	2-(4-cPrPh)EtO	1-cPen
	1-243	2-(4-cPrPh)EtO	MeS
	1-244	2-(4-cPrPh)EtO	Pyrr
	1-245	2-(4-cPrPh)EtO	Ph
40	1-246	2-(4-cPrPh)EtO	Cl
	1-247	cBuMeO	EtO
	1-248	cBuMeO	iPrO
	1-249	cBuMeO	cPrO
	1-250	cBuMeO	CHF ₂ O
45	1-251	cBuMeO	CF ₃ O
	1-252	cBuMeO	CH ₂ FCH ₂ O
	1-253	cBuMeO	CHF ₂ CH ₂ O
	1-254	cBuMeO	CF ₃ CH ₂ O
	1-255	cBuMeO	Et
50	1-256	cBuMeO	iPr
	1-257	cBuMeO	cPr
	1-258	cBuMeO	CF ₃
	1-259	cBuMeO	MeS
55	1-260	3-cPrPrO	EtO
	1-261	3-cPrPrO	iPrO
	1-262	3-cPrPrO	cPrO
	1-263	3-cPrPrO	CHF ₂ O

EP 1 880 720 A1

(continued)

	Compound No.	R ^a	R ^b
5	1-264	3-cPrPrO	CF ₃ O
	1-265	3-cPrPrO	CH ₂ FCH ₂ O
	1-266	3-cPrPrO	CHF ₂ CH ₂ O
	1-267	3-cPrPrO	CF ₃ CH ₂ O
	1-268	3-cPrPrO	Et
10	1-269	3-cPrPrO	iPr
	1-270	3-cPrPrO	cPr
	1-271	3-cPrPrO	CF ₃
	1-272	3-cPrPrO	MeS
	1-273	3-cPrPrO	Cl
15	1-274	2-CF ₃ EtO	iPrO
	1-275	2-CF ₃ EtO	cPrO
	1-276	2-CF ₃ EtO	CHF ₂ O
	1-277	2-CF ₃ EtO	CF ₃ O
	1-278	2-CF ₃ EtO	iPr
20	1-279	2-CF ₃ EtO	cPr
	1-280	2-CF ₃ EtO	CF ₃
	1-281	2-CF ₃ EtO	MeS
	1-282	2-CF ₃ EtO	Cl
	1-283	2-ThiEtO	iPrO
25	1-284	2-ThiEtO	cPrO
	1-285	2-ThiEtO	CHF ₂ O
	1-286	2-ThiEtO	CF ₃ O
	1-287	2-ThiEtO	iPr
	1-288	2-ThiEtO	cPr
30	1-289	2-ThiEtO	CF ₃
	1-290	2-ThiEtO	MeS
	1-291	2-ThiEtO	Cl
	1-292	2-PyrrEtO	iPrO
	1-293	2-PyrrEtO	cPrO
35	1-294	2-PyrrEtO	CHF ₂ O
	1-295	2-PyrrEtO	CF ₃ O
	1-296	2-PyrrEtO	iPr
	1-297	2-PyrrEtO	cPr
	1-298	2-PyrrEtO	CF ₃
40	1-299	2-PyrrEtO	MeS
	1-300	2-PyrrEtO	Cl
	1-301	3-PhPrO	iPrO
	1-302	3-PhPrO	iPr
	1-303	3-PhPrO	cPrO
45	1-304	3-PhPrO	cPr
	1-305	3-PhPrO	CF ₃ O
	1-306	3-PhPrO	CF ₃
	1-307	4-PhBuO	iPrO
	1-308	4-PhBuO	iPr
50	1-309	4-PhBuO	cPrO
	1-310	4-PhBuO	cPr
	1-311	4-PhBuO	CF ₃ O
	1-312	4-PhBuO	CF ₃
	1-313	2-PhOEtO	iPrO

EP 1 880 720 A1

(continued)

	Compound No.	R ^a	R ^b
	1-314	2-PhOEtO	iPr
5	1-315	2-PhOEtO	cPrO
	1-316	2-PhOEtO	cPr
	1-317	2-PhOEtO	CF ₃ O
	1-318	2-PhOEtO	CF ₃
	1-319	2-PhOEtO	CHF ₂ O
10	1-320	2-PhOEtO	CHF ₂ CH ₂ O
	1-321	2-PhOEtO	MeS
	1-322	2-PhOEtO	Cl
	1-323	3-cPrPrO	iPrO
15	1-324	3-cPrPrO	iPr
	1-325	3-cPrPrO	cPrO
	1-326	3-cPrPrO	cPr
	1-327	3-cPrPrO	CF ₃ O
	1-328	3-cPrPrO	CF ₃
20	1-329	3-cPrPrO	CHF ₂ O
	1-330	3-cPrPrO	CHF ₂ CH ₂ O
	1-331	BDOEtO	iPrO
	1-332	BDOEtO	iPr
25	1-333	BDOEtO	cPrO
	1-334	BDOEtO	cPr
	1-335	4-EtPhO	iPrO
	1-336	4-EtPhO	iPr
	1-337	4-EtPhO	cPrO
30	1-338	4-EtPhO	cPr
	1-339	4-EtPhO	CF ₃ O
	1-340	4-EtPhO	CF ₃
	1-341	IndMeO	iPrO
35	1-342	IndMeO	cPrO
	1-343	IndMeO	CF ₃ O
	1-344	2-(2-cPen)EtO	iPrO
	1-345	2-(2-cPen)EtO	cPrO
	1-346	2-(2-cPen)EtO	CF ₃ O
40	1-347	2-PhPrO	iPrO
	1-348	2-PhPrO	cPrO
	1-349	2-PhPrO	CF ₃ O
	1-350	4-cPrBuO	iPrO
45	1-351	4-cPrBuO	cPrO
	1-352	4-cPrBuO	CF ₃ O
	1-353	2-(βNp)EtO	iPrO
	1-354	2-(βNp)EtO	cPrO
	1-355	2-(βNp)EtO	CF ₃ O
50	1-356	2-(3-CF ₃ Ph)EtO	iPrO
	1-357	2-(3-CF ₃ Ph)EtO	cPrO
	1-358	2-(3-CF ₃ Ph)EtO	CF ₃ O
	1-359	2-(2-FPh)EtO	iPrO
55	1-360	2-(2-FPh)EtO	cPrO
	1-361	2-(2-FPh)EtO	CF ₃ O
	1-362	2-(4-CNPh)EtO	iPrO
	1-363	2-(4-CNPh)EtO	cPrO

EP 1 880 720 A1

(continued)

	Compound No.	R ^a	R ^b
5	1-364	2-(4-CNPh)EtO	CF ₃ O
	1-365	2-(4-CF ₃ Ph)EtO	iPrO
	1-366	2-(4-CF ₃ Ph)EtO	cPrO
	1-367	2-(4-CF ₃ Ph)EtO	CF ₃ O
	1-368	2-(4-MePh)EtO	iPrO
10	1-369	2-(4-MePh)EtO	cPrO
	1-370	2-(4-MePh)EtO	CF ₃ O
	1-371	2-(4-iPrOPh)EtO	iPrO
	1-372	2-(4-iPrOPh)EtO	cPr
	1-373	2-(4-iPrOPh)EtO	CF ₃ O
15	1-374	H	iPrO
	1-375	H	cPrO
	1-376	H	CF ₃ O
	1-377	NO ₂	iPrO
	1-378	NO ₂	cPrO
20	1-379	NO ₂	CF ₃ O
	1-380	CN	iPrO
	1-381	CN	cPrO
	1-382	CN	CF ₃ O
	1-383	diMeN	iPrO
25	1-384	diMeN	cPrO
	1-385	diMeN	CF ₃ O
	1-386	F	iPrO
	1-387	F	cPrO
	1-388	F	CF ₃ O
30	1-389	CF ₃	iPrO
	1-390	CF ₃	cPrO
	1-391	CF ₃	CF ₃ O
	1-392	Bn	iPrO
	1-393	Bn	cPrO
35	1-394	Bn	CF ₃ O
	1-395	Ph	iPrO
	1-396	Ph	cPrO
	1-397	Ph	CF ₃ O
	1-398	iBu	iPrO
40	1-399	iBu	cPrO
	1-400	iBu	CF ₃ O
	1-401	Bu	iPrO
	1-402	Bu	cPrO
	1-403	Bu	CF ₃ O
45	1-404	1-cPen	iPrO
	1-405	1-cPen	cPrO
	1-406	1-cPen	CF ₃ O
	1-407	cHx	iPrO
	1-408	cHx	cPrO
50	1-409	cHx	CF ₃ O
	1-410	Bz	iPrO
	1-411	Bz	cPrO
	1-412	Bz	CF ₃ O
	1-413	iPrO	iPrO

EP 1 880 720 A1

(continued)

	Compound No.	R ^a	R ^b
	1-414	iPrO	cPrO
5	1-415	iPrO	CF ₃ O
	1-416	tBuO	iPrO
	1-417	tBuO	cPrO
	1-418	tBuO	CF ₃ O
10	1-419	1-cPrEtO	iPrO
	1-420	1-cPrEtO	cPrO
	1-421	1-cPrEtO	CF ₃ O
	1-422	1-cPnEtO	iPrO
	1-423	1-cPnEtO	cPrO
15	1-424	1-cPnEtO	CF ₃ O
	1-425	1-PhEtO	iPrO
	1-426	1-PhEtO	cPrO
	1-427	1-PhEtO	CF ₃ O
20	1-428	THPO	iPrO
	1-429	THPO	cPrO
	1-430	THPO	CF ₃ O
	1-431	cHxO	iPrO
	1-432	cHxO	cPrO
25	1-433	cHxO	CF ₃ O
	1-434	cHxO	cPr
	1-435	cPnO	iPrO
	1-436	cPnO	cPrO
30	1-437	cPnO	CF ₃ O
	1-438	cPrMeO	iPrO
	1-439	cPrMeO	cPrO
	1-440	cPrMeO	CF ₃ O
	1-441	(1-Me-cPr)MeO	iPrO
35	1-442	(1-Me-cPr)MeO	cPrO
	1-443	(1-Me-cPr)MeO	CF ₃ O
	1-444	(1-Ph-cPr)MeO	iPrO
	1-445	(1-Ph-cPr)MeO	cPrO
	1-446	(1-Ph-cPr)MeO	CF ₃ O
40	1-447	cBuMeO	iPrO
	1-448	cBuMeO	cPrO
	1-449	cBuMeO	CF ₃ O
	1-450	cPnMeO	iPrO
45	1-451	cPnMeO	cPrO
	1-452	cPnMeO	CF ₃ O
	1-453	cPnMeO	cPr
	1-454	cHxMeO	iPrO
	1-455	cHxMeO	cPrO
50	1-456	cHxMeO	CF ₃ O
	1-457	(1-Me-cHx)MeO	iPrO
	1-458	(1-Me-cHx)MeO	cPrO
	1-459	(1-Me-cHx)MeO	CF ₃ O
55	1-460	AdaMeO	iPrO
	1-461	AdaMeO	cPrO
	1-462	AdaMeO	CF ₃ O
	1-463	cHpMeO	iPrO

EP 1 880 720 A1

(continued)

	Compound No.	R ^a	R ^b
	1-464	cHpMeO	cPrO
5	1-465	cHpMeO	CF ₃ O
	1-466	2-cPnEtO	iPrO
	1-467	2-cPnEtO	cPrO
	1-468	2-cPnEtO	CHF ₂ O
	1-469	2-cPnEtO	CHF ₂ CH ₂ O
10	1-470	2-cPnEtO	CF ₃
	1-471	2-cPnEtO	cPr
	1-472	2-cPnEtO	MeS
	1-473	2-(1-cPen)EtO	iPrO
15	1-474	2-(1-cPen)EtO	cPrO
	1-475	2-(1-cPen)EtO	CF ₃ O
	1-476	2-(1-cPen)EtO	cPr
	1-477	2-cHxEtO	iPrO
	1-478	2-cHxEtO	cPrO
20	1-479	2-cHxEtO	CF ₃ O
	1-480	3-cHxPrO	iPrO
	1-481	3-cHxPrO	cPrO
	1-482	3-cHxPrO	CF ₃ O
25	1-483	CHF ₂ O	iPrO
	1-484	CHF ₂ O	cPrO
	1-485	CHF ₂ O	CF ₃ O
	1-486	CF ₃ O	iPrO
	1-487	CF ₃ O	cPrO
30	1-488	CF ₃ O	CF ₃ O
	1-489	CF ₃ CH ₂ O	iPrO
	1-490	CF ₃ CH ₂ O	cPrO
	1-491	CF ₃ CH ₂ O	CF ₃ O
35	1-492	CH ₂ FCH ₂ O	iPrO
	1-493	CH ₂ FCH ₂ O	cPrO
	1-494	CH ₂ FCH ₂ O	CF ₃ O
	1-495	CHF ₂ CF ₂ O	iPrO
	1-496	CHF ₂ CF ₂ O	cPrO
40	1-497	CHF ₂ CF ₂ O	CF ₃ O
	1-498	3-FPrO	iPrO
	1-499	3-FPrO	cPrO
	1-500	3-FPrO	CF ₃ O
45	1-501	CHF ₂ CF ₂ CH ₂ O	iPrO
	1-502	CHF ₂ CF ₂ CH ₂ O	cPrO
	1-503	CHF ₂ CF ₂ CH ₂ O	CF ₃ O
	1-504	3-CF ₃ PrO	iPrO
	1-505	3-CF ₃ PrO	cPrO
50	1-506	3-CF ₃ PrO	CF ₃ O
	1-507	3-CF ₃ CF ₂ PrO	iPrO
	1-508	3-CF ₃ CF ₂ PrO	cPrO
	1-509	3-CF ₃ CF ₂ PrO	CF ₃ O
55	1-510	MeO	iPrO
	1-511	MeO	cPrO
	1-512	MeO	CF ₃ O
	1-513	PhO	iPrO

EP 1 880 720 A1

(continued)

	Compound No.	R ^a	R ^b
	1-514	PhO	cPrO
5	1-515	PhO	CHF ₂ O
	1-516	PhO	CF ₃ O
	1-517	4-CF ₃ PhO	iPrO
	1-518	4-CF ₃ PhO	cPrO
10	1-519	4-CF ₃ PhO	CF ₃ O
	1-520	BnO	iPrO
	1-521	BnO	cPrO
	1-522	BnO	CF ₃ O
	1-523	3-PhPreO	iPrO
15	1-524	3-PhPreO	cPrO
	1-525	3-PhPreO	CF ₃ O
	1-526	3-PhPryO	iPrO
	1-527	3-PhPryO	cPrO
	1-528	3-PhPryO	CF ₃ O
20	1-529	5-PhPnO	iPrO
	1-530	5-PhPnO	cPrO
	1-531	5-PhPnO	CF ₃ O
	1-532	βNpMeO	iPrO
25	1-533	βNpMeO	cPrO
	1-534	βNpMeO	CF ₃ O
	1-535	αNpMeO	iPrO
	1-536	αNpMeO	cPrO
	1-537	αNpMeO	CF ₃ O
30	1-538	PhthizMeO	iPrO
	1-539	PhthizMeO	cPrO
	1-540	PhthizMeO	CF ₃ O
	1-541	2-(αNp)EtO	iPrO
35	1-542	2-(αNp)EtO	cPrO
	1-543	2-(αNp)EtO	CF ₃ O
	1-544	2-(3,4-diMeOPh)EtO	iPrO
	1-545	2-(3,4-diMeOPh)EtO	cPrO
	1-546	2-(3,4-diMeOPh)EtO	CF ₃ O
40	1-547	2-(2-CF ₃ Ph)EtO	iPrO
	1-548	2-(2-CF ₃ Ph)EtO	cPrO
	1-549	2-(2-CF ₃ Ph)EtO	CF ₃ O
	1-550	2-(2-Cl-4-FPh)EtO	iPrO
45	1-551	2-(2-Cl-4-FPh)EtO	cPrO
	1-552	2-(2-Cl-4-FPh)EtO	CF ₃ O
	1-553	2-(4-iPrOPh)EtO	iPrO
	1-554	2-(4-iPrOPh)EtO	cPrO
	1-555	2-(4-iPrOPh)EtO	CF ₃ O
50	1-556	2-(4-tBuPh)EtO	iPrO
	1-557	2-(4-tBuPh)EtO	cPrO
	1-558	2-(4-tBuPh)EtO	CF ₃ O
	1-559	3-(4-CF ₃ Ph)PrO	iPrO
55	1-560	3-(4-CF ₃ Ph)PrO	cPrO
	1-561	3-(4-CF ₃ Ph)PrO	CF ₃ O
	1-562	3-(3,4-diMeOPh)PrO	iPrO
	1-563	3-(3,4-diMeOPh)PrO	cPrO

EP 1 880 720 A1

(continued)

	Compound No.	R ^a	R ^b
5	1-564	3-(3,4-diMeOPh)PrO	CF ₃ O
	1-565	3-(3-Py)PrO	iPrO
	1-566	3-(3-Py)PrO	cPrO
	1-567	3-(3-Py)PrO	CF ₃ O
	1-568	3-(4-Py)PrO	iPrO
10	1-569	3-(4-Py)PrO	cPrO
	1-570	3-(4-Py)PrO	CF ₃ O
	1-571	2-PyrrEtO	iPrO
	1-572	2-PyrrEtO	cPrO
	1-573	2-PyrrEtO	CF ₃ O
15	1-574	3-PyrrPrO	iPrO
	1-575	3-PyrrPrO	cPrO
	1-576	3-PyrrPrO	CF ₃ O
	1-577	2-DOPyrdEtO	iPrO
	1-578	2-DOPyrdEtO	cPrO
20	1-579	2-DOPyrdEtO	CF ₃ O
	1-580	2-PyrdEtO	iPrO
	1-581	2-PyrdEtO	cPrO
	1-582	2-PyrdEtO	CF ₃ O
	1-583	2-(N-Ac-N-PhN)EtO	iPrO
25	1-584	2-(N-Ac-N-PhN)EtO	cPrO
	1-585	2-(N-Ac-N-PhN)EtO	CF ₃ O
	1-586	2-iBuOEtO	iPrO
	1-587	2-iBuOEtO	cPrO
	1-588	2-iBuOEtO	CF ₃ O
30	1-589	2-cPrMeOEtO	iPrO
	1-590	2-cPrMeOEtO	cPrO
	1-591	2-cPrMeOEtO	CF ₃ O
	1-592	2-cPrMeOEtO	cPr
	1-593	2-iPrOEtO	iPrO
35	1-594	2-iPrOEtO	cPrO
	1-595	2-iPrOEtO	CF ₃ O
	1-596	2-cPnOEtO	iPrO
	1-597	2-cPnOEtO	cPrO
	1-598	2-cPnOEtO	CF ₃ O
40	1-599	2-cPnOEtO	cPr
	1-600	2-(4-FPhO)EtO	iPrO
	1-601	2-(4-FPhO)EtO	cPrO
	1-602	2-(4-FPhO)EtO	CF ₃ O
	1-603	2-BnOEtO	iPrO
45	1-604	2-BnOEtO	cPrO
	1-605	2-BnOEtO	CF ₃ O
	1-606	2-DHBDMeO	iPrO
	1-607	2-DHBDMeO	cPrO
	1-608	2-DHBDMeO	CF ₃ O
50	1-609	4,4-diMeBunO	iPrO
	1-610	4,4-diMeBunO	cPrO
	1-611	4,4-diMeBunO	CF ₃ O
	1-612	iBuS	iPrO
	1-613	iBuS	cPrO

(continued)

	Compound No.	R ^a	R ^b
	1-614	iBuS	CF ₃ O
5	1-615	2-(4-iBuOPh)EtO	iPrO
	1-616	2-(4-iBuOPh)EtO	cPrO
	1-617	2-(4-iBuOPh)EtO	CF ₃ O
	1-618	2-(4-iBuOPh)EtO	cPr
10	1-619	2-(3,4-diMeOPh)EtO	iPrO
	1-620	2-(3,4-diMeOPh)EtO	cPrO
	1-621	2-(3,4-diMeOPh)EtO	CHF ₂ O
	1-622	2-(3,4-diMeOPh)EtO	CF ₃ O
	1-623	2-(3,4-diMeOPh)EtO	CHF ₂ CH ₂ O
15	1-624	2-(3,4-diMeOPh)EtO	cPr
	1-625	2-(3,4-diMeOPh)EtO	MeS
	1-626	2-(3,4-diMeOPh)EtO	CF ₃
	1-627	2-(3,4-diMeOPh)EtO	Cl
20	1-628	2-(4-PyrdPh)EtO	iPrO
	1-629	2-(4-PyrdPh)EtO	cPrO
	1-630	2-(4-PyrdPh)EtO	CF ₃ O
	1-631	2-(4-PyrdPh)EtO	cPr
25	1-632	2-(4-PyrdPh)EtO	Cl

[0094] In the above Table 1, preferred examples of the compound having Formula (I-1) according to the present invention are those denoted by Exemplary Compound Nos. 1-58 to 1-110, 1-128 to 1-144, 1-162 to 1-178, 1-196 to 1-212, 1-274 to 1-282, 1-438 to 1-443, 1-504 to 1-506, and 1-517 to 1-519; and more preferred examples are Exemplary Compound No. 1-58: (Example 15) 4-(2-cyclopropylethoxy)-N-((Z)-2-(4-ethoxyphenyl)-1-[(2-hydroxyethyl)amino]carbonyl}vinyl)benzamide,

Exemplary Compound No. 1-60: (Example 16) 4-(2-cyclopropylethoxy)-N-((Z)-2-[4-(cyclopropyloxy)phenyl]-1-[(2-hydroxyethyl)amino]carbonyl}vinyl)benzamide,

Exemplary Compound No. 1-61: (Example 10) 4-(2-cyclopropylethoxy)-N-((Z)-2-[4-(difluoromethoxy)phenyl]-1-[(2-hydroxyethyl)amino]carbonyl}vinyl)benzamide,

Exemplary Compound No. 1-62: (Example 11) 4-(2-cyclopropylethoxy)-N-((Z)-1-[(2-hydroxyethyl)amino]carbonyl)-2-[4-(trifluoromethoxy)phenyl]vinyl benzamide,

Exemplary Compound No. 1-64: (Example 12) 4-(2-cyclopropylethoxy)-N-((Z)-2-[4-(2,2-difluoroethoxy)phenyl]-1-[(2-hydroxyethyl)amino]carbonyl}vinyl)benzamide,

Exemplary Compound No. 1-68: (Example 9) 4-(2-cyclopropylethoxy)-N-((Z)-2-(4-cyclopropylphenyl)-1-[(2-hydroxyethyl)amino]carbonyl}vinyl)benzamide,

Exemplary Compound No. 1-69: (Example 19) 4-(2-cyclopropylethoxy)-N-((Z)-1-[(2-hydroxyethyl)amino]carbonyl)-2-[4-(trifluoromethyl)phenyl]vinyl benzamide,

Exemplary Compound No. 1-72: (Example 18) 4-(2-cyclopropylethoxy)-N-((Z)-1-[(2-hydroxyethyl)amino]carbonyl)-2-[4-(1H-pyrrol-1-yl)phenyl]vinyl benzamide,

Exemplary Compound No. 1-109: (Example 14) N-((Z)-2-(4-chlorophenyl)-1-[(2-hydroxyethyl)amino]carbonyl}vinyl)-4-(2-cyclopropylethoxy)benzamide,

Exemplary Compound No. 1-129: (Example 7) N-((Z)-1-[(2-hydroxyethyl)amino]carbonyl)-2-(4-isopropoxyphenyl)vinyl)-4-[2-(4-methoxyphenyl)ethoxy]benzamide,

Exemplary Compound No. 1-130: (Example 6) N-((Z)-2-[4-(cyclopropyloxy)phenyl]-1-[(2-hydroxyethyl)amino]carbonyl}vinyl)-4-[2-(4-methoxyphenyl)ethoxy]benzamide,

Exemplary Compound No. 1-132: (Example 3) N-((Z)-1-[(2-hydroxyethyl)amino]carbonyl)-2-[4-(trifluoromethoxy)phenyl]vinyl)-4-[2-(4-methoxyphenyl)ethoxy]benzamide,

Exemplary Compound No. 1-138: (Example 5) N-((Z)-2-(4-cyclopropylphenyl)-1-[(2-hydroxyethyl)amino]carbonyl}vinyl)-4-[2-(4-methoxyphenyl)ethoxy]benzamide,

Exemplary Compound No. 1-141: (Example 8) N-((Z)-1-[(2-hydroxyethyl)amino]carbonyl)-2-[4-(methylthio)phenyl]vinyl)-4-[2-(4-methoxyphenyl)ethoxy]benzamide,

Exemplary Compound No. 1-144: (Example 1) N-((Z)-2-(4-chlorophenyl)-1-[(2-hydroxyethyl)amino]carbonyl}vinyl)-4-[2-(4-methoxyphenyl)ethoxy]benzamide,

Exemplary Compound No. 1-163: (Example 27) 4-{2-[4-(dimethylamino)phenyl] ethoxy} -N-[(Z)-1- {[(2-hydroxyethyl) amino] carbonyl} -2-(4-isopropoxyphenyl)vinyl]benzamide,

Exemplary Compound No. 1-166: (Example 23) 4-{2-[4-(dimethylamino)phenyl]ethoxy} -N- {(Z)-1-[(2-hydroxyethyl) amino]carbonyl}-2-[4-(trifluoromethoxy)phenyl]vinyl]benzamide,

Exemplary Compound No. 1-172: (Example 25) N-((Z)-2-(4-cyclopropylphenyl)-1-[(2-hydroxyethyl)amino]carbonyl)-vinyl)-4-{2-[4-(dimethylamino)phenyl]ethoxy}benzamide,

Exemplary Compound No. 1-196: (Example 83) 4-[2-(4-chlorophenyl)ethoxy]-N-((Z)-2-(4-ethoxyphenyl)-1-[(2-hydroxyethyl)amino]carbonyl)vinyl]benzamide,

Exemplary Compound No. 1-198: (Example 81) 4-[2-(4-chlorophenyl)ethoxy]-N-((Z)-2-[4-(cyclopropyloxy)phenyl]-1-[(2-hydroxyethyl)amino]carbonyl)vinyl]benzamide,

Exemplary Compound No. 1-199: (Example 78) 4-[2-(4-chlorophenyl)ethoxy]-N-((Z)-2-[4-(difluoromethoxy)phenyl]-1-[(2-hydroxyethyl)amino]carbonyl)vinyl]benzamide,

Exemplary Compound No. 1-200: (Example 79) 4-[2-(4-chlorophenyl)ethoxy]-N-((Z)-1-[(2-hydroxyethyl)amino]carbonyl)-2-[4-(trifluoromethoxy)phenyl]vinyl]benzamide,

Exemplary Compound No. 1-206: (Example 80) 4-[2-(4-chlorophenyl)ethoxy]-N-((Z)-2-(4-cyclopropylphenyl)-1-[(2-hydroxyethyl)amino] carbonyl)vinyl]benzamide,

Exemplary Compound No. 1-212: (Example 82) 4-[2-(4-chlorophenyl)ethoxy]-N-((Z)-2-(4-chlorophenyl)-1- {[(2-hydroxyethyl)amino]carbonyl}vinyl]benzamide,

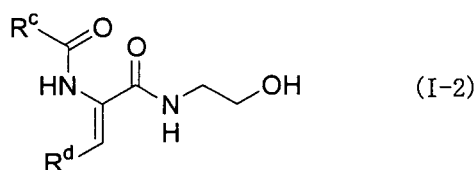
Exemplary Compound No. 1-277: (Example 108) N-[(Z)-1-[(2-hydroxyethyl)amino]carbonyl} -2-[4-(trifluoromethoxy) phenyl]vinyl} -4-(3,3,3-trifluoropropoxy)benzamide,

Exemplary Compound No. 1-440: (Example 104) 4-(cyclopropylmethoxy)-N-[(Z)-1-[(2-hydroxyethyl)amino]carbonyl} -2-[4-(trifluoromethoxy)phenyl]vinyl]benzamide,

Exemplary Compound No. 1-506: (Example 107) N-[(Z)-1-[(2-hydroxyethyl)amino]carbonyl}-2-[4-(trifluoromethoxy) phenyl]vinyl]-4-(4,4,4-trifluorobutoxy)benzamide, and

Exemplary Compound No. 1-519: (Example 112) N-[(Z)-1-[(2-hydroxyethyl)amino]carbonyl}-2-[4-(trifluoromethoxy) phenyl]vinyl]-4-[4-(trifluoromethyl)phenoxy]benzamide.

(Table 2) Exemplary compound table 2



Compound No.	R ^c	R ^d
2-1	βNp	4-iPrOPh
2-2	3-MeO-4-cPhOPh	4-iPrOPh
2-3	3,4-MEDOPh	4-iPrOPh
2-4	2-i-BuOPh	4-iPrOPh
2-5	3-i-BuOPh	4-iPrOPh
2-6	4-i-BuOPh	βNp
2-7	4-i-BuOPh	6-MeO(βNp)
2-8	4-i-BuOPh	Chr
2-9	4-i-BuOPh	6-DHBD
2-10	4-i-BuOPh	2-iPrOPh
2-11	4-i-BuOPh	3-iPrOPh
2-12	4-i-BuOPh	3,5-diBnOPh
2-13	4-i-BuOPh	3,5-diMeOPh
2-14	4-i-BuOPh	3,4,5-triMeOPh
2-15	4-i-BuOPh	6-MeO(3-Py)
2-16	4-i-BuOPh	6-CF ₃ (3-Py)
2-17	4-i-BuOPh	Quin
2-18	4-i-BuOPh	1-iBuPip

(continued)

Compound No.	R ^c	R ^d
2-19	4-i-BuO(3-Py)	4-iPrOPh
2-20	4-i-BuO(3-F)Ph	4-iPrOPh
2-21	4-i-BuO(2-F)Ph	4-iPrOPh

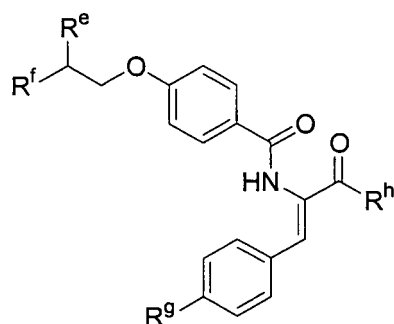
[0095] In the above Table 2, preferred examples of the compound having Formula (I-2) according to the present invention are

Exemplary Compound No. 2-6: N-[(Z)-1-[(2-hydroxyethyl)amino]carbonyl]-2-(2-naphthyl)vinyl]-4-isobutoxybenzamide, Exemplary Compound No. 2-16: N-[(Z)-1-[(2-hydroxyethyl)amino]carbonyl]-2-[6-(trifluoromethyl)pyridin-3-yl]vinyl]-4-isobutoxybenzamide,

Exemplary Compound No. 2-19: N-[(Z)-1-[(2-hydroxyethyl)amino]carbonyl]-2-(4-isopropoxyphenyl)vinyl]-6-isobutoxynicotinamide, and

Exemplary Compound No. 2-21: 2-fluoro-N-[(Z)-1-[(2-hydroxyethyl)amino]carbonyl]-2-(4-isopropoxyphenyl)vinyl]-4-isobutoxybenzamide.

(Table 3) Exemplary compound table 3



(I-3)

Compound No.	R ^e	R ^f	R ^g	R ^h
3-1	Me	Me	iPrO	2-HOPrNH
3-2	Me	Me	iPrO	2-HOBuNH
3-3	Me	Me	iPrO	(1-HO-cPr)MeNH
3-4	Me	Me	iPrO	2-HO-2-MePrNH
3-5	Me	Me	iPrO	2,3-diHOPrNH
3-6	Me	Me	iPrO	1-HO-2-MeEtNH
3-7	Me	Me	iPrO	2-HO-1,1-diMeEtNH
3-8	Me	Me	iPrO	2-HOEt(Me)N
3-9	Me	Me	iPrO	2-AcOEtNH
3-10	Me	Me	iPrO	3-HOPrNH
3-11	Me	Me	iPrO	4-HOBuNH
3-12	Me	Me	iPrO	2-MeOEtNH
3-13	Me	Me	iPrO	THFMeNH
3-14	Me	Me	iPrO	MeOCOMeNH
3-15	Me	Me	iPrO	HOOCMeNH
3-16	Me	Me	iPrO	PhNHCOOEtNH
3-17	Me	Me	iPrO	2-HOPhNH
3-18	Me	Me	iPrO	3-HOPhNH
3-19	Me	Me	iPrO	PhNH
3-20	Me	Me	iPrO	FurMeNH
3-21	Me	Me	iPrO	2-PyMeNH
3-22	Me	Me	iPrO	4-HOPhNH

(continued)

	Compound No.	R ^e	R ^f	R ^g	R ^h
5	3-23	Me	Me	iPrO	ThiMeNH
	3-24	Me	Me	iPrO	2-PhEtNH
	3-25	Me	Me	iPrO	2-(2-Py)EtNH
	3-26	Me	Me	iPrO	H ₂ NCOMeNH
	3-27	Me	Me	iPrO	2-HO-cPnNH
10	3-28	Me	Me	iPrO	CNMeNH
	3-29	Me	Me	iPrO	PrNH
	3-30	Me	Me	iPrO	2-FEtNH
	3-31	Me	Me	iPrO	H ₂ N
	3-32	Me	Me	iPrO	H ₂ NEtNH
15	3-33	Me	Me	iPrO	AcNHEtNH
	3-34	Me	Me	iPrO	H ₂ NCONHEtNH
	3-35	Me	Me	iPrO	BocNHEtNH
	3-36	Me	Me	iPrO	PhEtNH
	3-37	Me	Me	iPrO	2-DDQZEtNH
20	3-38	Me	Me	iPrO	Pyrd
	3-39	Me	Me	iPrO	Mor
	3-40	Me	Me	iPrO	4-BocPiz
	3-41	Me	Me	iPrO	HO
	3-42	Me	Me	iPrO	EtO
25	3-43	Me	Me	iPrO	2-HOEtO
	3-44	Me	Me	iPrO	EtONH
	3-45	Me	Me	iPrO	2-HOEtONH
	3-46	Me	Me	iPrO	2-(MorAcO)EtNH
	3-47	Me	Me	iPrO	2-(2-(HOOC)EtCOO)EtNH
30	3-48	Me	Me	cPrO	2-HOPrNH
	3-49	Me	Me	cPrO	2-HOBuNH
	3-50	Me	Me	cPrO	(1-HO-cPr)MeNH
	3-51	Me	Me	cPrO	1-HO-2-MeEtNH
	3-52	Me	Me	cPrO	2-AcOEtNH
35	3-53	Me	Me	cPrO	2-HOPhNH
	3-54	Me	Me	cPrO	PrNH
	3-55	Me	Me	cPrO	H ₂ NCOMeNH
	3-56	Me	Me	cPrO	2-(MorAcO)EtNH
	3-57	Me	Me	cPrO	2-(2-(HOOC)EtCOO)EtNH
40	3-58	Me	Me	CF ₃ O	2-HOPrNH
	3-5.9	Me	Me	CF ₃ O	2-HOBuNH
	3-60	Me	Me	CF ₃ O	(1-HO-cPr)MeNH
	3-61	Me	Me	CF ₃ O	1-HO-2-MeEtNH
	3-62	Me	Me	CF ₃ O	2-AcOEtNH
45	3-63	Me	Me	CF ₃ O	2-HOPhNH
	3-64	Me	Me	CF ₃ O	PrNH
	3-65	Me	Me	CF ₃ O	H ₂ NCOMeNH
	3-66	Me	Me	CF ₃ O	2-(MorAcO)EtNH
	3-67	Me	Me	CF ₃ O	2-(2-(HOOC)EtCOO)EtNH
50	3-68	Me	Me	cPr	2-HOPrNH
	3-69	Me	Me	cPr	2-HOBuNH
	3-70	Me	Me	cPr	(1-HO-cPr)MeNH
	3-71	Me	Me	cPr	1-HO-2-MeEtNH
	3-72	Me	Me	cPr	2-AcOEtNH

(continued)

	Compound No.	R ^e	R ^f	R ^g	R ^h
5	3-73	Me	Me	cPr	2-HOPhNH
	3-74	Me	Me	cPr	PrNH
	3-75	Me	Me	cPr	H ₂ NCOMeNH
	3-76	Me	Me	cPr	2-(MorAcO)EtNH
	3-77	Me	Me	cPr	2-(2-(HOOC)EtCOO)EtNH
10	3-78	H	cPr	iPrO	2-HOPrNH
	3-79	H	cPr	iPrO	2-HOBuNH
	3-80	H	cPr	iPrO	(1-HO-cPr)MeNH
	3-81	H	cPr	iPrO	1-HO-2-MeEtNH
	3-82	H	cPr	iPrO	2-AcOEtNH
15	3-83	H	cPr	iPrO	2-HOPhNH
	3-84	H	cPr	iPrO	PrNH
	3-85	H	cPr	iPrO	H ₂ NCOMeNH
	3-86	H	cPr	iPrO	2-(MorAcO)EtNH
	3-87	H	cPr	iPrO	2-(2-(HOOC)EtCOO)EtNH
20	3-88	H	cPr	iPrO	2-HOPrNH
	3-89	H	cPr	iPrO	2-HOBuNH
	3-90	H	cPr	iPrO	(1-HO-cPr)MeNH
	3-91	H	cPr	iPrO	1-HO-2-MeEtNH
	3-92	H	cPr	iPrO	2-AcOEtNH
25	3-93	H	cPr	iPrO	2-HOPhNH
	3-94	H	cPr	iPrO	PrNH
	3-95	H	cPr	iPrO	H ₂ NCOMeNH
	3-96	H	cPr	iPrO	2-(MorAcO)EtNH
	3-97	H	cPr	iPrO	2-(2-(HOOC)EtCOO)EtNH
30	3-98	H	cPr	CF ₃ O	2-HOPrNH
	3-99	H	cPr	CF ₃ O	2-HOBuNH
	3-100	H	cPr	CF ₃ O	(1-HO-cPr)MeNH
	3-101	H	cPr	CF ₃ O	1-HO-2-MeEtNH
	3-102	H	cPr	CF ₃ O	2-AcOEtNH
35	3-103	H	cPr	CF ₃ O	2-HOPhNH
	3-104	H	cPr	CF ₃ O	PrNH
	3-105	H	cPr	CF ₃ O	H ₂ NCOMeNH
	3-106	H	cPr	CF ₃ O	2-(MorAcO)EtNH
	3-107	H	cPr	CF ₃ O	2-(2-(HOOC)EtCOO)EtNH
40	3-108	H	cPr	cPr	2-HOPrNH
	3-109	H	cPr	cPr	2-HOBuNH
	3-110	H	cPr	cPr	(1-HO-cPr)MeNH
	3-111	H	cPr	cPr	1-HO-2-MeEtNH
	3-112	H	cPr	cPr	2-AcOEtNH
45	3-113	H	cPr	cPr	2-HOPhNH
	3-114	H	cPr	cPr	PrNH
	3-115	H	cPr	cPr	H ₂ NCOMeNH
	3-116	H	cPr	cPr	2-(MorAcO)EtNH
	3-117	H	cPr	cPr	2-(HOOC)EtCOO)EtNH
50	3-118	H	Ph	iPrO	2-HOPrNH
	3-119	H	Ph	iPrO	2-HOBuNH
	3-120	H	Ph	iPrO	(1-HO-cPr)MeNH
	3-121	H	Ph	iPrO	1-HO-2-MeEtNH
	3-122	H	Ph	iPrO	2-AcOEtNH

EP 1 880 720 A1

(continued)

	Compound No.	R ^e	R ^f	R ^g	R ^h
5	3-123	H	Ph	iPrO	2-HOPhNH
	3-124	H	Ph	iPrO	PrNH
	3-125	H	Ph	iPrO	H ₂ NCOMeNH
	3-126	H	Ph	iPrO	2-(MorAcO)EtNH
	3-127	H	Ph	iPrO	2-(2-(HOOC)EtCOO)EtNH
10	3-128	H	Ph	cPrO	2-HOPrNH
	3-129	H	Ph	cPrO	2-HOBuNH
	3-130	H	Ph	cPrO	(1-HO-cPr)MeNH
	3-131	H	Ph	cPrO	1-HO-2-MeEtNH
	3-132	H	Ph	cPrO	2-AcOEtNH
15	3-133	H	Ph	cPrO	2-HOPhNH
	3-134	H	Ph	cPrO	PrNH
	3-135	H	Ph	cPrO	H ₂ NCOMeNH
	3-136	H	Ph	cPrO	2-(MorAcO)EtNH
	3-137	H	Ph	cPrO	2-(2-(HOOC)EtCOO)EtNH
20	3-138	H	Ph	CF ₃ O	2-HOPrNH
	3-139	H	Ph	CF ₃ O	2-HOBuNH
	3-140	H	Ph	CF ₃ O	(1-HO-cPr)MeNH
	3-141	H	Ph	CF ₃ O	1-HO-2-MeEtNH
	3-142	H	Ph	CF ₃ O	2-AcOEtNH
25	3-143	H	Ph	CF ₃ O	2-HOPhNH
	3-144	H	Ph	CF ₃ O	PrNH
	3-145	H	Ph	CF ₃ O	H ₂ NCOMeNH
	3-146	H	Ph	CF ₃ O	2-(MorAcO)EtNH
	3-147	H	Ph	CF ₃ O	2-(2-(HOOC)EtCOO)EtNH
30	3-148	H	Ph	cPr	2-HOPrNH
	3-149	H	Ph	cPr	2-HOBuNH
	3-150	H	Ph	cPr	(1-HO-cPr)MeNH
	3-151	H	Ph	cPr	1-HO-2-MeEtNH
	3-152	H	Ph	cPr	2-AcOEtNH
35	3-153	H	Ph	cPr	2-HOPhNH
	3-154	H	Ph	cPr	PrNH
	3-155	H	Ph	cPr	H ₂ NCOMeNH
	3-156	H	Ph	cPr	2-(MorAcO)EtNH
	3-157	H	Ph	cPr	2-(2-(HOOC)EtCOO)EtNH
40	3-158	H	4-MeOPh	iPrO	2-HOPrNH
	3-159	H	4-MeOPh	iPrO	2-HOBuNH
	3-160	H	4-MeOPh	iPrO	(1-HO-cPr)MeNH
	3-161	H	4-MeOPh	iPrO	1-HO-2-MeEtNH
	3-162	H	4-MeOPh	iPrO	2-AcOEtNH
45	3-163	H	4-MeOPh	iPrO	2-HOPhNH
	3-164	H	4-MeOPh	iPrO	PrNH
	3-165	H	4-MeOPh	iPrO	H ₂ NCOMeNH
	3-166	H	4-MeOPh	iPrO	2-(MorAcO)EtNH
	3-167	H	4-MeOPh	iPrO	2-(2-(HOOC)EtCOO)EtNH
50	3-168	H	4-MeOPh	cPrO	2-HOPrNH
	3-169	H	4-MeOPh	cPrO	2-HOBuNH
	3-170	H	4-MeOPh	cPrO	(1-HO-cPr)MeNH
	3-171	H	4-MeOPh	cPrO	1-HO-2-MeEtNH
	3-172	H	4-MeOPh	cPrO	2-AcOEtNH

EP 1 880 720 A1

(continued)

	Compound No.	R ^e	R ^f	R ^g	R ^h
5	3-173	H	4-MeOPh	cPrO	2-HOPhNH
	3-174	H	4-MeOPh	cPrO	PrNH
	3-175	H	4-MeOPh	cPrO	H ₂ NCOMeNH
	3-176	H	4-MeOPh	cPrO	2-(MorAcO)EtNH
	3-177	H	4-MeOPh	cPrO	2-(2-(HOOC)EtCOO)EtNH
10	3-178	H	4-MeOPh	CF ₃ O	2-HOPrNH
	3-179	H	4-MeOPh	CF ₃ O	2-HOBuNH
	3-180	H	4-MeOPh	CF ₃ O	(1-HO-cPr)MeNH
	3-181	H	4-MeOPh	CF ₃ O	1-HO-2-MeEtNH
	3-182	H	4-MeOPh	CF ₃ O	2-AcOEtNH
15	3-183	H	4-MeOPh	CF ₃ O	2-HOPhNH
	3-184	H	4-MeOPh	CF ₃ O	PrNH
	3-185	H	4-MeOPh	CF ₃ O	H ₂ NCOMeNH
	3-186	H	4-MeOPh	CF ₃ O	2-(MorAcO)EtNH
	3-187	H	4-MeOPh	CF ₃ O	2-(2-(HOOC)EtCOO)EtNH
20	3-188	H	4-MeOPh	cPr	2-HOPrNH
	3-189	H	4-MeOPh	cPr	2-HOBuNH
	3-190	H	4-MeOPh	cPr	(1-HO-cPr)MeNH
	3-191	H	4-MeOPh	cPr	1-HO-2-MeEtNH
	3-192	H	4-MeOPh	cPr	2-AcOEtNH
25	3-193	H	4-MeOPh	cPr	2-HOPhNH
	3-194	H	4-MeOPh	cPr	PrNH
	3-195	H	4-MeOPh	cPr	H ₂ NCOMeNH
	3-196	H	4-MeOPh	cPr	2-(MorAcO)EtNH
	3-197	H	4-MeOPh	cPr	2-(2-(HOOC)EtCOO)EtNH
30	3-198	H	4-diMeNPh	iPrO	2-HOPrNH
	3-199	H	4-diMeNPh	iPrO	2-HOBuNH
	3-200	H	4-diMeNPh	iPrO	(1-HO-cPr)MeNH
	3-201	H	4-diMeNPh	iPrQ	1-HO-2-MeEtNH
	3-202	H	4-diMeNPh	iPrO	2-AcOEtNH
35	3-203	H	4-diMeNPh	iPrO	2-HOPhNH
	3-204	H	4-diMeNPh	iPrO	PrNH
	3-205	H	4-diMeNPh	iPrO	H ₂ NCOMeNH
	3-206	H	4-diMeNPh	iPrO	2-(MorAcO)EtNH
	3-207	H	4-diMeNPh	iPrO	2-(2-(HOOC)EtCOO)EtNH
40	3-208	H	4-diMeNPh	cPrO	2-HOPrNH
	3-209	H	4-diMeNPh	cPrO	2-HOBuNH
	3-210	H	4-diMeNPh	cPrO	(1-HO-cPr)MeNH
	3-211	H	4-diMeNPh	cPrO	1-HO-2-MeEtNH
	3-212	H	4-diMeNPh	cPrO	2-AcOEtNH
45	3-213	H	4-diMeNPh	cPrO	2-HOPhNH
	3-214	H	4-diMeNPh	cPrO	PrNH
	3-215	H	4-diMeNPh	cPrO	H ₂ NCOMeNH
	3-216	H	4-diMeNPh	cPrO	2-(MorAcO)EtNH
	3-217	H	4-diMeNPh	cPrO	2-(2-(HOOC)EtCOO)EtNH
50	3-218	H	4-diMeNPh	CF ₃ O	2-HOPrNH
	3-219	H	4-diMeNPh	CF ₃ O	2-HOBuNH
	3-220	H	4-diMeNPh	CF ₃ O	(1-HO-cPr)MeNH
	3-221	H	4-diMeNPh	CF ₃ O	1-HO-2-MeEtNH
	3-222	H	4-diMeNPh	CF ₃ O	2-AcOEtNH

EP 1 880 720 A1

(continued)

	Compound No.	R ^e	R ^f	R ^g	R ^h
5	3-223	H	4-diMeNPh	CF ₃ O	2-HOPhNH
	3-224	H	4-diMeNPh	CF ₃ O	PrNH
	3-225	H	4-diMeNPh	CF ₃ O	H ₂ NCOMeNH
	3-226	H	4-diMeNPh	CF ₃ O	2-(MorAcO)EtNH
	3-227	H	4-diMeNPh	CF ₃ O	2-(2-(HOOC)EtCOO)EtNH
10	3-228	H	4-diMeNPh	cPr	2-HOPrNH
	3-229	H	4-diMeNPh	cPr	2-HOBuNH
	3-230	H	4-diMeNPh	cPr	(1-HO-cPr)MeNH
	3-231	H	4-diMeNPh	cPr	1-HO-2-MeEtNH
	3-232	H	4-diMeNPh	cPr	2-AcOEtNH
15	3-233	H	4-diMeNPh	cPr	2-HOPhNH
	3-234	H	4-diMeNPh	cPr	PrNH
	3-235	H	4-diMeNPh	cPr	H ₂ NCOMeNH
	3-236	H	4-diMeNPh	cPr	2-(MorAcO)EtNH
	3-237	H	4-diMeNPh	cPr	2-(2-(HOOC)EtCOO)EtNH
20	3-238	H	4-CIPh	iPrO	2-HOPrNH
	3-239	H	4-CIPh	iPrO	2-HOBuNH
	3-240	H	4-CIPh	iPrO	(1-HO-cPr)MeNH
	3-241	H	4-CIPh	iPrO	1-HO-2-MeEtNH
	3-242	H	4-CIPh	iPrO	2-AcOEtNH
25	3-243	H	4-CIPh	iPrO	2-HOPhNH
	3-244	H	4-CIPh	iPrO	PrNH
	3-245	H	4-CIPh	iPrO	H ₂ NCOMeNH
	3-246	H	4-CIPh	iPrO	2-(MorAcO)EtNH
	3-247	H	4-CIPh	iPrO	2-(2-(HOOC)EtCOO)EtNH
30	3-248	H	4-CIPh	cPrO	2-HOPrNH
	3-249	H	4-CIPh	cPrO	2-HOBuNH
	3-250	H	4-CIPh	cPrO	(1-HO-cPr)MeNH
	3-251	H	4-CIPh	cPrO	1-HO-2-MeEtNH
	3-252	H	4-CIPh	cPrO	2-AcOEtNH
35	3-253	H	4-CIPh	cPrO	2-HOPhNH
	3-254	H	4-CIPh	cPrO	PrNH
	3-255	H	4-CIPh	cPrO	H ₂ NCOMeNH
	3-256	H	4-CIPh	cPrO	2-(MorAcO)EtNH
	3-257	H	4-CIPh	cPrO	2-(2-(HOOC)EtCOO)EtNH
40	3-258	H	4-CIPh	CF ₃ O	2-HOPrNH
	3-259	H	4-CIPh	CF ₃ O	2-HOBuNH
	3-260	H	4-CIPh	CF ₃ O	(1-HO-cPr)MeNH
	3-261	H	4-CIPh	CF ₃ O	1-HO-2-MeEtNH
	3-262	H	4-CIPh	CF ₃ O	2-AcOEtNH
45	3-263	H	4-CIPh	CF ₃ O	2-HOPhNH
	3-264	H	4-CIPh	CF ₃ O	PrNH
	3-265	H	4-CIPh	CF ₃ O	H ₂ NCOMeNH
	3-266	H	4-CIPh	CF ₃ O	2-(MorAcO)EtNH
	3-267	H	4-CIPh	CF ₃ O	2-(2-(HOOC)EtCOO)EtNH
50	3-268	H	4-CIPh	cPr	2-HOPrNH
	3-269	H	4-CIPh	cPr	2-HOBuNH
	3-270	H	4-CIPh	cPr	(1-HO-cPr)MeNH
	3-271	H	4-CIPh	cPr	1-HO-2-MeEtNH
	3-272	H	4-CIPh	cPr	2-AcOEtNH

(continued)

Compound No.	R ^e	R ^f	R ^g	R ^h
3-273	H	4-ClPh	cPr	2-HOPhNH
3-274	H	4-ClPh	cPr	PrNH
3-275	H	4-ClPh	cPr	H ₂ NCOMeNH
3-276	H	4-ClPh	cPr	2-(MorAcO)EtNH
3-277	H	4-ClPh	cPr	2-(2-(HOOC)EtCOO)EtNH

[0096] In the above Table 3, preferred examples of the compound having Formula (I-3) according to the present invention are those denoted by Exemplary Compound Nos. 3-48 to 3-77, 3-88 to 3-117, 3-128 to 3-157, 3-168 to 3-197, 3-208 to 3-237, and 3-248 to 3-277; and more preferable examples are Exemplary Compound No. 3-92: 2-(((2Z)-2-[[4-(2-cyclopropylethoxy)benzoyl]amino]-3-[4-(cyclopropyloxy)phenyl]propen-2-oyl)amino)ethyl acetate, Exemplary Compound No. 3-102: 2-(((2Z)-2-[[4-(2-cyclopropylethoxy)benzoyl] amino]-3-[4-(trifluoromethoxy)phenyl]propen-2-oyl)amino)ethyl acetate, Exemplary Compound No. 3-112: (Example 20) 2-(((2Z)-2-[[4-(2-cyclopropylethoxy)benzoyl] amino]-3-(4-cyclopropylphenyl)propen-2-oyl)amino)ethyl acetate, Exemplary Compound No. 3-172: 2-(((2Z)-3-[4-(cyclopropyloxy)phenyl]-2-([4-[2-(4-methoxyphenyl)ethoxy]benzoyl]amino)propen-2-oyl)amino)ethyl acetate, Exemplary Compound No. 3-182: 2-(((2Z)-2-([4-[2-(4-methoxyphenyl)ethoxy]benzoyl]amino)-3-[4-(trifluoromethoxy)phenyl]propen-2-oyl)amino)ethyl acetate, Exemplary Compound No. 3-192: 2-(((2Z)-3-(4-cyclopropylphenyl)-2-([4-[2-(4-methoxyphenyl)ethoxy]benzoyl]amino)propen-2-oyl)amino)ethyl acetate, Exemplary Compound No. 3-212: 2-(((2Z)-3-[4-(cyclopropyloxy)phenyl]-2-([4-[2-(4-(dimethylamino)phenyl]ethoxy]benzoyl]amino)propen-2-oyl)amino)ethyl acetate, Exemplary Compound No. 3-222: 2-(((2Z)-2-([4-[2-(4-(dimethylamino)phenyl]ethoxy]benzoyl]amino)-3-[4-(trifluoromethoxy)phenyl]propen-2-oyl) amino)ethyl acetate, Exemplary Compound No. 3-232: 2-(((2Z)-3-(4-cyclopropylphenyl)-2-([4-[2-(4-(dimethylamino)phenyl]ethoxy]benzoyl]amino)propen-2-oyl)amino)ethyl acetate, Exemplary Compound No. 3-252: 2-(((2Z)-2-([4-[2-(4-chlorophenyl)ethoxy]benzoyl]amino)-3-[4-(cyclopropoxy)phenyl]propen-2-oyl)amino)ethyl acetate, Exemplary Compound No. 3-262: 2-(((2Z)-2-([4-[2-(4-chlorophenyl)ethoxy]benzoyl] amino)-3-[4-(trifluoromethoxy)phenyl]propen-2-oyl)amino)ethyl acetate, and Exemplary Compound No. 3-272: 2-(((2Z)-2-([4-[2-(4-chlorophenyl)ethoxy]benzoyl] amino)-3-(4-cyclopropylphenyl)propen-2-oyl)amino)ethyl acetate.

(General manufacturing process)

[0097] The compound having Formula (I) according to the present invention can be manufactured according to the following processes.

[0098] The following manufacturing processes are generally conducted according to known methods described in, for example, "ORGANIC FUNCTIONAL GROUP PREPARATIONS", 2nd edition, ACADEMIC PRESS, INC., (1989) or "Comprehensive Organic Transformations", VCH Publishers Inc., (1989).

[0099] Some functional groups, in the stage of raw materials to intermediates for manufacturing, require to be protected by suitable protecting groups which can be readily converted to the functional groups. In such a case, desired compounds can be obtained by removing the protecting groups according to need.

[0100] Examples of such functional groups include a hydroxyl group, a carboxyl group, a carbonyl group, and an amino group. Protecting groups for these functional groups are described in, for example, Greene and Wuts, "Protective Groups in Organic Synthesis", 3rd edition, John Wiley & Sons, Inc., (1999) and can be optionally used according to reaction conditions.

[0101] Carboxyl protecting groups, for example, C₁-C₆ alkyl (for example, methyl, ethyl, propyl, isopropyl, butyl, and tert-butyl), C₇-C₁₁ aralkyl (for example, benzyl), phenyl, trityl, silyl (for example, trimethylsilyl, triethylsilyl, dimethylphenylsilyl, tert-butyldimethylsilyl, and tert-butyldiethylsilyl), and C₂-C₆ alkenyl (for example, 1-allyl) are used. These groups may be substituted with, for example, one to three halogen atoms (for example, fluorine, chlorine, bromine, and iodine), C₁-C₆ alkoxy (for example, methoxy, ethoxy, and propoxy), or nitro.

[0102] Hydroxyl protecting groups, for example, C₁-C₆ alkyl (for example, methyl, ethyl, propyl, isopropyl, butyl, and

tert-butyl), phenyl, trityl, C₇-C₁₁ aralkyl (for example, benzyl), formyl, C₁-C₆ alkylcarbonyl (for example, acetyl and propionyl), benzoyl, C₇-C₁₁ aralkylcarbonyl (for example, benzylcarbonyl), 2-tetrahydropyranyl, 2-tetrahydrofuranyl, silyl (for example, trimethylsilyl, triethylsilyl, dimethylphenylsilyl, tert-butyldimethylsilyl, and tert-butyldiethylsilyl), and C₂-C₆ alkenyl (for example, 1-allyl) are used. These groups may be substituted with, for example, one to three halogen atoms (for example, fluorine, chlorine, bromine, and iodine), C₁-C₆ alkyl (for example, methyl, ethyl, and n-propyl), C₁-C₆ alkoxy (for example, methoxy, ethoxy, and propoxy), or nitro.

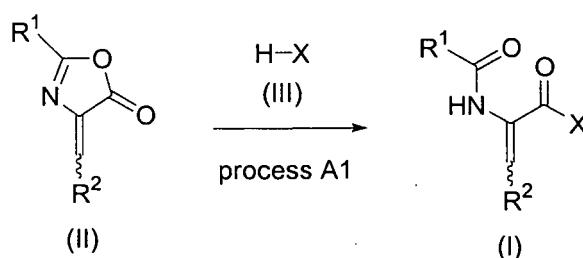
[0103] Carbonyl protecting groups, for example, cyclic acetal (for example, 1,3-dioxane) and noncyclic acetal (for example, di-C₁-C₆ alkylacetal) are used.

[0104] Amino protecting groups, for example, formyl, C₁-C₆ alkylcarbonyl (for example, acetyl and propionyl), C₁-C₆ alkoxycarbonyl (for example, methoxycarbonyl, ethoxycarbonyl, and tert-butoxycarbonyl), benzoyl, C₇-C₁₁ aralkylcarbonyl (for example, benzylcarbonyl), C₇-C₁₄ aralkyloxycarbonyl (for example, benzyloxycarbonyl and 9-fluorenylmethoxycarbonyl), trityl, phthaloyl, N,N-dimethylaminomethylene, silyl (for example, trimethylsilyl, triethylsilyl, dimethylphenylsilyl, tert-butyldimethylsilyl, and tert-butyldiethylsilyl), and C₂-C₆ alkenyl (for example, 1-allyl) are used. These groups may be substituted with, for example, one to three halogen atoms (for example, fluorine, chlorine, bromine, and iodine), C₁-C₆ alkoxy (for example, methoxy, ethoxy, and propoxy), or nitro.

[0105] The above-mentioned protecting groups are removed by known methods, such as, a method using acid, base, ultraviolet light, hydrazine, phenylhydrazine, sodium N-methyldithiocarbamate, tetrabutylammonium fluoride, palladium acetate, or a trialkylsilyl halide (for example, trimethylsilyl iodide or trimethylsilyl bromide), or a reducing method.

[0106] The following process A is for manufacturing a compound having Formula (I).

Process A



[0107] In the above formula, R¹, R², and X represent the same meanings as those described above.

[0108] Process A1 is a process for manufacturing a compound having Formula (I) and is conducted by a reaction between a compound having formula (II) and a compound having formula (III) in the presence of a solvent.

[0109] The compound having formula (III) used in the above reaction is preferably a primary or secondary aliphatic amine such as methylamine, ethylamine, propylamine, isopropylamine, butylamine, isobutylamine, 2-fluoroethylamine, 2-methoxyethylamine, ethanolamine, ethoxyamine, aminoacetonitrile, 1-amino-2-propanol, 2-amino-2-methyl-1-propanol, 2-amino-1-propanol, 3-amino-1-propanol, N-acetylenediamine, benzylamine, furfurylamine, thiophene-2-methylamine, 2-(aminomethyl)pyridine, 1-phenylethylamine, 2-phenylethylamine, dimethylamine, diethylamine, pyrrolidine, piperidine, morpholine, piperazine, or 2-(methylamino)ethanol; or an aromatic amine such as aniline, 2-aminophenol, 3-aminophenol, 4-aminophenol, 4-fluoroaniline, 4-chloroaniline, or 4-methoxyaniline; more preferably a primary aliphatic amine; and particularly preferably ethanolamine.

[0110] Examples of the solvent used in the above reaction include aliphatic hydrocarbons such as hexane, heptane, ligroin, and petroleum ether; aromatic hydrocarbons such as toluene, benzene, and xylene; ethers such as diethyl ether, diisopropyl ether, tetrahydrofuran, dioxane, dimethoxyethane, and diethylene glycol dimethyl ether; amides such as N, N-dimethylacetamide and hexamethylphosphoric acid triamide; and lower alkyl alcohols such as methanol, ethanol, propanol, and butanol. In order to obtain a (Z)-isomer as a position isomer, alcohols and ethers are preferred, alcohols are more preferred, and ethanol is particularly more preferred. In order to obtain an (E)-isomer as a position isomer, aromatic hydrocarbons are preferred, and toluene is more preferred.

[0111] The reaction temperature varies depending on, for example, the raw compounds, the solvent, and the kind of the base and is usually 0°C to 200°C and preferably 25°C to 80°C.

[0112] The reaction time varies depending on, for example, the raw materials, the solvent, the base, and the reaction temperature and is usually 1 minute to 24 hours and preferably 10 minutes to 6 hours.

[0113] After the completion of the reaction, the target compound in this process is collected from the reaction mixture according to a conventional method. For example, the reaction mixture is optionally neutralized or filtered for removal

of insoluble substances, if present. The reaction solution is extracted with an organic solvent which is not miscible with water, such as toluene, and is washed with water. The organic layer containing the target compound is concentrated under reduced pressure to remove the solvent to give the target compound.

[0114] The obtained target compound can be separated and purified, according to need, by a usual method such as recrystallization, reprecipitation, or a method which is widely used for separation and purification of organic compounds (for example, adsorption column chromatography using a carrier such as silica gel, alumina, or Florisil composed of magnesium-silica gel; partition column chromatography using a carrier such as Sephadex LH-20 (Pharmacia), Amberlite XAD-11 (Rohm and Haas), or Diaion HP-20 (Mitsubishi Chemical Company); ion-exchange chromatography; or normal-phase and reversed-phase column chromatography using silica gel or alkylated silica gel, and preferably silica-gel column chromatography).

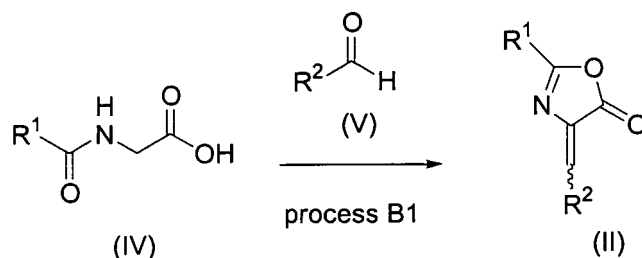
[0115] The isomers can be separated, if necessary, by any of the above-mentioned separation/purification means at a suitable stage after the completion of the reaction of the above each process or after the completion of a desired process.

[0116] When a compound having a structure of Formula (I) is present as isomers, such as regioisomers, rotational isomers, or diastereomers, the isomers can be separated, if desired, into their respective isometric forms by the above-mentioned separation/purification means. In this process, (E)-isomer and (Z)-isomer are produced as regioisomers and can be separated from each other by the above-mentioned separation/purification means.

[0117] When a compound having a structure of Formula (I) exists as a racemic mixture, the mixture can be separated into (S)-isomer and (R)-isomer by a conventional optical resolution method.

[0118] The following Process B is for manufacturing a compound having Formula (II).

Process B



[0119] In the above formula, R¹ and R² represent the same meanings as those described above.

[0120] Process B1 is a process for manufacturing a compound having Formula (II) and is conducted by a reaction between a compound having a formula (IV) and a compound having a formula (V) in the presence or absence of a solvent.

[0121] Examples of the solvent used in the above reaction include aliphatic hydrocarbons such as hexane, heptane, ligroin, and petroleum ether; aromatic hydrocarbons such as toluene, benzene, and xylene; ethers such as diethyl ether, diisopropyl ether, tetrahydrofuran, dioxane, dimethoxyethane, and diethylene glycol dimethyl ether; amides such as N, N-dimethylacetamide and hexamethylphosphoric acid triamide; and acid anhydrides such as acetic anhydride. In particular, acid anhydrides are preferred, and acetic anhydride is more preferred.

[0122] The reaction temperature varies depending on, for example, the raw materials, the solvent, and the kind of the base and is usually 25°C to 200°C and preferably 80°C to 120°C.

[0123] The reaction time varies depending on, for example, the raw materials, the solvent, the base, and the reaction temperature and is usually 1 minute to 1 hour and preferably 10 minutes to 6 hours.

[0124] The compound having formula (II) prepared in this process is obtained as a mixture of regioisomers, (E)-isomer and (Z)-isomer, in which the (Z)-isomer is preferred in general. In order to manufacture the (E)-isomer, the ratio of the (E)-isomer can be increased by further treating the compound having formula (II) prepared in this process with an acid.

[0125] Examples of the acid used in the above acid treatment include Bronsted acids, for example, inorganic acids, such as hydrochloric acid, hydrobromic acid, sulfuric acid, perchloric acid, and phosphoric acid, and organic acids, such as acetic acid, formic acid, oxalic acid, methanesulfonic acid, p-toluenesulfonic acid, camphorsulfonic acid, trifluoroacetic acid, and trifluoromethanesulfonic acid; Lewis acids such as zinc chloride, tin tetrachloride, boron trichloride, boron trifluoride, and boron tribromide; and acidic ion-exchange resins. Inorganic acids are preferred, and hydrobromic acid is more preferred.

[0126] The solvent used in the above acid treatment is preferably acetic acid.

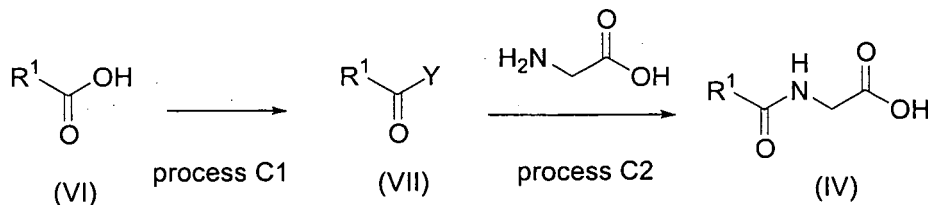
[0127] The reaction temperature varies depending on, for example, the raw materials and the kinds of the acid and solvent used and is usually -20°C to 100°C and preferably 0°C to 25°C.

[0128] The reaction time varies depending on the reaction temperature, the raw materials, and the kinds of the reaction reagent or solvent used and is usually 10 minutes to 10 hours and preferably 30 minutes to 2 hours.

[0129] After the completion of the reaction, the target compound of this process is collected from the reaction mixture according to the same method as in Process A.

[0130] The following Process C is for manufacturing a compound having formula (IV).

Process C



[0131] In the above formula, R¹ represents the same meaning as that described above. Y represents a halogen atom or a group represented by a formula -O-S(O)₂R^c (where R^c represents a methoxy group or a phenyl group which may be substituted with one to three groups selected from the group consisting of C₁-C₆ alkyl groups which may be substituted with one to three halogen atoms and halogen atoms).

[0132] Process C1 is for manufacturing a compound having formula (VII).

[0133] The process is conducted by a reaction between a compound having formula (VI) and a halogenating agent or a sulfonylating agent in a solvent in the presence or absence of a base.

[0134] In the above reaction, any halogenating agent which is generally used for halogenating primary alcohols can be used without any limitation, and examples thereof include oxalyl chloride; thionylhalides such as thionylchloride and thionylbromide; phosphorus trihalides such as phosphorus trichloride and phosphorus tribromide; phosphorus pentahalides such as phosphorus pentachloride and phosphorus pentabromide; phosphorus oxyhalides such as phosphorus oxychloride and phosphorus oxybromide; Vilsmeier reagents such as N,N-dimethylchloroforminium chloride and N,N-dimethylbromoforminium bromide; combinations of phosphines such as triphenylphosphine and halogens or methane tetrahalides; and combinations of phosphines, azodicarboxylic acid esters, and metal halides such as a combination of triphenylphosphine, diethyl azodicarboxylate, and lithium bromide. Oxalyl chloride is preferred, and a combination of oxalyl chloride and a catalytic amount of dimethylformamide is more preferred. The addition of dimethylformamide enhances the reaction rate.

[0135] In the above reaction, any sulfonylating agent which is generally used for sulfonylation can be used without any limitation, and examples thereof include sulfonyl halides such as methanesulfonyl chloride and p-toluenesulfonyl chloride, and sulfonic anhydride. Methanesulfonyl chloride and p-toluenesulfonyl chloride are preferred.

[0136] The base used in the above reaction varies depending on, for example, the reagent used, but is not specifically limited. For example, organic bases such as imidazole, pyridine, triethylamine, and N-methylimidazole can be used, and imidazole, pyridine, and triethylamine are preferred.

[0137] Examples of the solvent used in the above reaction include aliphatic hydrocarbons such as hexane and heptane; aromatic hydrocarbons such as toluene and xylene; halogenated hydrocarbons such as dichloromethane and 1,2-dichloroethane; esters such as ethyl acetate and butyl acetate; ethers such as tetrahydrofuran, diethyl ether, and t-butylmethyl ether; and amides such as 1-methyl-2-pyrrolidinone, N,N-dimethylformamide, and N,N-dimethylacetamide. Halogenated hydrocarbons are preferred, and dichloromethane is more preferred.

[0138] The reaction temperature varies depending on, for example, the raw materials, the reagent used, and the kind of the solvent and is usually -20°C to 100°C and preferably 0°C to 25°C.

[0139] The reaction time varies depending on the reaction temperature, the raw materials, the reaction reagent, and the solvent used and is usually 10 minutes to 12 hours and preferably 2 hours to 3 hours.

[0140] Process C2 is for manufacturing a compound having formula (IV).

[0141] The process is conducted by a reaction between a compound having formula (VII) and glycine in a solvent in the presence of a base.

[0142] The base used in the above reaction varies depending on, for example, the reagent used, but is not specifically limited. For example, organic bases such as imidazole, pyridine, triethylamine, N-methylimidazole, and diisopropylethylamine are used, and triethylamine is preferred.

[0143] Examples of the solvent used in the above reaction include alcohols such as methanol, ethanol, n-propanol, isopropanol, n-butanol, isobutanol, t-butanol, isoamyl alcohol, diethylene glycol, glycerine, octanol, cyclohexanol, and methyl cellosolve; ethers such as diethyl ether, diisopropyl ether, tetrahydrofuran, dioxane, dimethoxyethane, and diethylene glycol dimethyl ether; water; and solvent mixtures such as mixtures of water and the above-mentioned organic solvents. Solvent mixtures of ethers and water are preferred, and a solvent mixture of tetrahydrofuran and water is more

preferred.

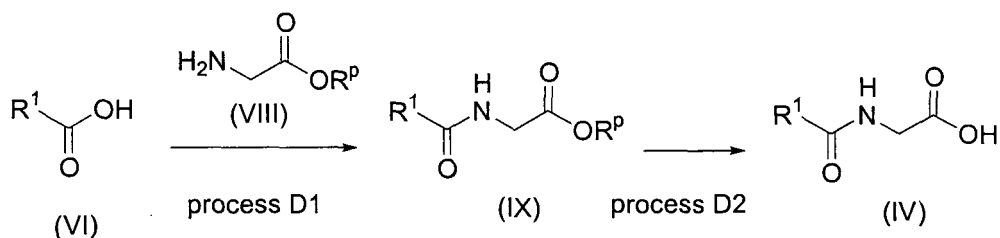
[0144] The reaction temperature varies depending on, for example, the raw materials, the reagent used, and the kind of the solvent used and is usually -20°C to 100°C and preferably 0°C to 25°C.

[0145] The reaction time varies depending on the reaction temperature, the raw materials, the reaction reagent, and the kind of the solvent used and is usually 10 minutes to 24 hours and preferably 1 hour to 12 hours.

[0146] After the completion of the reaction, the target compound of this process is collected from the reaction mixture according to the same method as in Process A.

[0147] The following Process D is an alternative process to Process C for manufacturing a compound having formula (IV).

Process D



[0148] In the above formula, R¹ represents the same meaning as that described above. R^p represents a carboxyl protecting group and is the same as those described above.

[0149] Process D1 is for manufacturing a compound having a formula (IX) and is conducted by a reaction between a compound having a formula (VI) and a compound having a formula (VIII) in the presence of a condensing agent in a solvent in the presence or absence of a base.

[0150] Any condensing agent can be used in the above reaction without any limitation, and examples thereof include azodicarboxylic acid di-lower alkyl ester-triphenylphosphines such as azodicarboxylic acid diethyl ester-triphenylphosphine; carbodiimide derivatives such as N,N'-dicyclohexylcarbodiimide (DCC) and 1-ethyl-3-(3-dimethylaminopropyl) carbodiimide (EDCI); 2-halo-1-lower alkyl pyridinium halides such as 2-chloro-1-methyl pyridinium iodide; diarylphosphorylazides such as diphenylphosphorylazide (DPPA); chloroformic acid esters such as ethyl chloroformate and isobutyl chloroformate; phosphoryl chlorides such as diethyl phosphoryl chloride; imidazole derivatives such as N,N'-carbodiimidazole (CDI); benzotriazole derivatives such as O-(7-azabenzotriazol-1-yl)-N,N,N',N'-tetramethyluronium hexafluorophosphate (HATU) and (1H-benzotriazol-1-yloxy)tripyrrolidinophosphonium hexafluorophosphate (PyBOP); and 4-(4,6-dimethoxy-1,3,5-triazin-2-yl)-4-methylmorpholinium chloride (DMT-MM). DMT-MM is preferred.

[0151] The base used in the above reaction varies depending on, for example, the reagent used, but is not specifically limited. Examples of the base include organic bases such as imidazole, pyridine, triethylamine, N-methylimidazole, and diisopropylethylamine. Triethylamine is preferred.

[0152] Examples of the solvent used in the above reaction include halogenated hydrocarbons such as dichloromethane and 1,2-dichloroethane; alcohols such as methanol, ethanol, n-propanol, isopropanol, n-butanol, isobutanol, t-butanol, isoamyl alcohol, diethylene glycol, glycerine, octanol, cyclohexanol, and methyl cellosolve; ethers such as diethyl ether, diisopropyl ether, tetrahydrofuran, dioxane, dimethoxyethane, and diethylene glycol dimethyl ether; and water. Alcohols and water are preferred, and ethanol is more preferred.

[0153] The reaction temperature varies depending on, for example, the raw materials, the reagent used, and the kind of the solvent and is usually -20°C to 100°C and preferably 0°C to 50°C.

[0154] The reaction time varies depending on the reaction temperature, the raw materials, the reaction reagent, and the kind of the solvent used and is usually 10 minutes to 24 hours and preferably 1 hour to 12 hours.

[0155] After the completion of the reaction, the target compound of this process is collected from the reaction mixture according to the same method as in Process A.

[0156] Process D2 is for manufacturing a compound having a formula (IV) and is conducted by hydrolysis of a compound having formula (IX) in a solvent in the presence of a base.

[0157] Examples of the base used in the above reaction include alkali metal carbonates such as lithium carbonate, sodium carbonate, and potassium carbonate; alkali metal bicarbonates such as lithium hydrogen carbonate, sodium hydrogen carbonate, and potassium hydrogen carbonate; alkali metal hydrides such as lithium hydride, sodium hydride, and potassium hydride; alkali metal hydroxides such as lithium hydroxide, sodium hydroxide, and potassium hydroxide; and alkali metal alkoxides such as lithium methoxide, sodium methoxide, sodium ethoxide, and potassium t-butoxide. Alkali metal hydroxides are preferred, and lithium hydroxide and sodium hydroxide are more preferred.

[0158] Examples of the solvent used in the above reaction include ethers such as diethyl ether, diisopropyl ether, tetrahydrofuran, dioxane, dimethoxyethane, and diethylene glycol dimethyl ether; lower alkyl nitriles such as acetonitrile and propionitrile; amides such as formamide, N,N-dimethylformamide, N,N-dimethylacetamide, and hexamethylphosphoric acid triamide; lower alkyl alcohols such as methanol, ethanol, propanol, and butanol; and water. Alcohols, ethers, and water are preferred, and ethanol is more preferred.

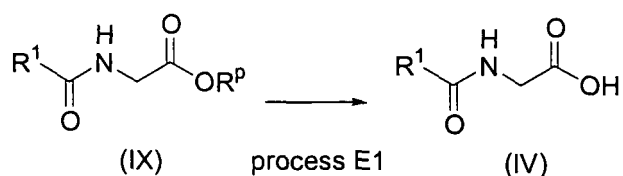
[0159] The reaction temperature varies depending on, for example, the raw materials, the reagent used, and the kind of the solvent and is usually 0°C to 100°C and preferably 25°C to 80°C.

[0160] The reaction time varies depending on the reaction temperature, the raw materials, the reaction reagent, and the kind of the solvent used and is usually 10 minutes to 12 hours and preferably 2 to 3 hours.

[0161] After the completion of the reaction, the target compound of this process is collected from the reaction mixture according to the same method as in Process A.

[0162] The following Process E is an alternative process to process D2 of Process D for manufacturing a compound having formula (IV) from a compound having formula (IX).

Process E



[0163] In the above formula, R¹ is the same meaning as that described above. R^p represents protecting groups which can be deprotected with an acid, among the above-mentioned carboxyl protecting groups.

[0164] The "protecting groups which can be deprotected with an acid" are preferably a THP (tetrahydropyranyl) group, a tetrahydrofuranyl group, an MEM (methoxyethoxymethyl) group, a BOM (benzyloxymethyl) group, a tertiary butyl (t-butyl) group, a diphenylmethyl group, a 9-anthrylmethyl group, and a 5-dibenzoylsulfonyl group.

[0165] Process E1 is for manufacturing a compound having formula (IV) and is conducted by hydrolysis of a compound having formula (IX) in a solvent in the presence of an acid.

[0166] Examples of the acid used in the above reaction include Bronsted acids, for example, inorganic acids, such as hydrochloric acid, hydrobromic acid, sulfuric acid, perchloric acid, and phosphoric acid, and organic acids, such as acetic acid, formic acid, oxalic acid, methanesulfonic acid, p-toluenesulfonic acid, camphorsulfonic acid, trifluoroacetic acid, and trifluoromethanesulfonic acid; Lewis acids such as zinc chloride, tin tetrachloride, boron trichloride, boron trifluoride, and boron tribromide; and acidic ion-exchange resins. Inorganic acids and organic acids are preferred, and trifluoroacetic acid is more preferred.

[0167] Examples of the solvent used in the above reaction include aliphatic hydrocarbons such as hexane, heptane, ligroin, and petroleum ether; aromatic hydrocarbons such as toluene, benzene, and xylene; halogenated hydrocarbons such as dichloromethane and 1,2-dichloroethane; ethers such as diethyl ether, diisopropyl ether, tetrahydrofuran, dioxane, dimethoxyethane, and diethylene glycol dimethyl ether; lower alkyl nitriles such as acetonitrile and propionitrile; and amides such as formamide, N,N-dimethylformamide, N,N-dimethylacetamide, and hexamethylphosphoric acid triamide. Halogenated hydrocarbons are preferred, and dichloromethane is more preferred.

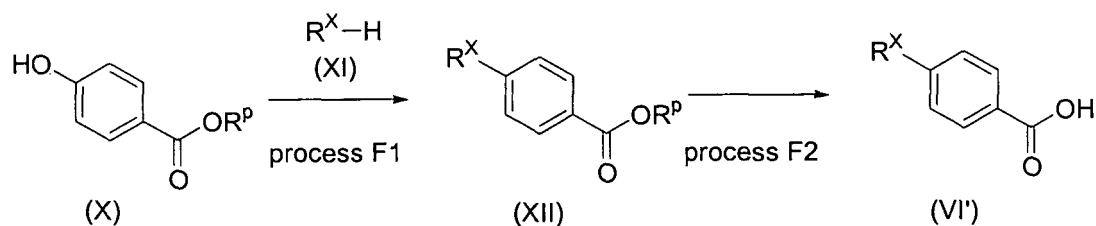
[0168] The reaction temperature varies depending on, for example, the raw materials, the reagent used, and the kind of the solvent and is usually 0 to 100°C and preferably 0 to 50°C.

[0169] The reaction time varies depending on the reaction temperature, the raw materials, the reaction reagent, and the kind of the solvent used and is usually 10 minutes to 6 hours and preferably 1 to 3 hours.

[0170] After the completion of the reaction, the target compound of this process is collected from the reaction mixture according to the same method as in Process A.

[0171] The following Process F is for manufacturing a compound having formula (VI') which can be used as a compound having formula (VI) in Process C or D.

Process F



[0172] In the above formula, R^p represents the same meaning as that in the above-mentioned Process D or E, and R^x represents a group selected from the group consisting of C_1 - C_6 alkoxy groups which may be substituted with one group or more than one group selected from substituent group β , C_1 - C_6 haloalkoxy groups, C_1 - C_6 alkoxy C_1 - C_6 alkoxy groups which may be substituted with one group or more than one group selected from substituent group β , C_1 - C_6 alkenyloxy groups which may be substituted with one group or more than one group selected from substituent group β , C_1 - C_6 alkynyloxy groups which may be substituted with one group or more than one group selected from substituent group β , C_3 - C_6 cycloalkyloxy groups, 3- to 6-membered heterocyclyloxy groups, C_6 - C_{10} aryloxy groups which may be substituted with one group or more than one group selected from substituent group γ , C_1 - C_6 alkylthio groups which may be substituted with one group or more than one group selected from substituent group β , and C_1 - C_6 haloalkylthio groups, among groups selected from substituent group α .

[0173] Process F1 is for manufacturing a compound having formula (XII) and is conducted by a reaction between a compound having formula (X) and a compound having formula (XI) in a solvent using a Mitsunobu reagent or the like.

[0174] The Mitsunobu reagent or the like used in the above reaction is preferably a combination of an azo compound, for example, a diazodicarboxylic acid lower alkyl ester such as diethyl azodicarboxylate or diisopropyl azodicarboxylate or an azodicarbonyl such as 1,1'-(azodicarbonyl)dipiperidine and a phosphine, for example, a triarylphosphine such as triphenylphosphine or a tri-lower alkyl phosphine such as tributylphosphine; or a tributyl phosphoranylidene acetonitrile, more preferably a combination of a diazodicarboxylic acid lower alkyl ester and a triarylphosphine, or tributyl phosphoranylidene acetonitrile, and particularly more preferably a combination of diethyl azodicarboxylate and triphenylphosphine, or tributyl phosphoranylidene acetonitrile.

(1) The case that the Mitsunobu reagent or the like is tributyl phosphoranylidene acetonitrile

Examples of the solvent used include aliphatic hydrocarbons such as hexane, heptane, ligroin, and petroleum ether; aromatic hydrocarbons such as toluene, benzene, and xylene; halogenated hydrocarbons such as dichloromethane and 1,2-dichloroethane; and ethers such as diethyl ether, diisopropyl ether, tetrahydrofuran, dioxane, dimethoxyethane, and diethylene glycol dimethyl ether. Aromatic hydrocarbons are preferred, and toluene is more preferred. The reaction temperature varies depending on, for example, the raw materials, the reagent used, and the kind of the solvent and is usually 0 to 150°C and preferably 50 to 120°C.

The reaction time varies depending on the reaction temperature, the raw materials, the reaction reagent, and the kind of the solvent used and is usually 30 minutes to 12 hours and preferably 2 to 5 hours.

(2) The case that the Mitsunobu reagent or the like is a combination of an azo compound and a phosphine

[0175] Examples of the solvent used include aliphatic hydrocarbons such as hexane, heptane, ligroin, and petroleum ether; aromatic hydrocarbons such as toluene, benzene, and xylene; halogenated hydrocarbons such as dichloromethane and 1,2-dichloroethane; and ethers such as diethyl ether, diisopropyl ether, tetrahydrofuran, dioxane, dimethoxyethane, and diethylene glycol dimethyl ether. Ethers are preferred, and tetrahydrofuran is more preferred.

[0176] The reaction temperature varies depending on, for example, the raw materials, the reagent used, and the kind of the solvent and is usually -20 to 80°C and preferably 0 to 50°C.

[0177] The reaction time varies depending on the reaction temperature, the raw materials, the reaction reagent, and the kind of the solvent used and is usually 30 minutes to 24 hours and preferably 1 to 3 hours.

[0178] After the completion of the reaction, the target compound of this process is collected from the reaction mixture according to the same method as in Process A.

[0179] Process F2 is for manufacturing a compound having a formula (VI') and is conducted by hydrolysis of a compound having formula (XII) in a solvent in the presence of a base or an acid by the same process of process D2 of Process D or process E1 of Process E.

(Description of usefulness)

[0180] The amido derivative which is an active ingredient of the drug of the present invention or its pharmacologically acceptable salt is low in toxicity and is excellent in bone resorption-suppressing activity. Therefore, the drug of the present invention is particularly valuable as a prophylactic or therapeutic agent (in particular, therapeutic agent) for osteoporosis.

[0181] When the compound having Formula (I), which is an active ingredient of the drug of the present invention, or its pharmacologically acceptable salt is used as the above-mentioned prophylactic or therapeutic agent (in particular, therapeutic agent), the compound or the salt itself or a mixture with an optional pharmacologically acceptable filler, diluent, or the like can be administered, for example, orally as a tablet, a capsule, granules, powder, or syrup; or parenterally as an injection or a suppository.

[0182] These formulations are prepared by widely known methods using additives such as fillers (for example, organic fillers: sugar derivatives such as lactose, white sugar, glucose, mannitol, and sorbitol; starch derivatives such as corn starch, potato starch, α -starch, and dextrin; cellulose derivatives such as crystal cellulose; gum arabic; dextran; and pullulan, and inorganic fillers: silicate derivatives such as light anhydrous silicic acid, synthetic aluminum silicate, calcium silicate, and magnesium aluminometasilicate; phosphates such as calcium hydrogen phosphate; carbonates such as calcium carbonate; and sulfates such as calcium sulfate), lubricants (for example, stearic acid, stearic acid metal salts such as calcium stearate, and magnesium stearate; talc; colloidal silica; waxes such as bee gum and spermaceti; boric acid; adipic acid; sulfuric acid salts such as sodium sulfate; glycol; fumaric acid; sodium benzoate; D,L-leucine; fatty acid sodium salts; laurylsulfuric acid salts such as sodium laurylsulfate and magnesium laurylsulfate; silicic acids such as silicic anhydride and silicate hydrate; and the above-mentioned starch derivatives), binders (for example, hydroxypropylcellulose, hydroxypropylmethylcellulose, polyvinylpyrrolidone, macrogol, and the same compounds as the above-mentioned fillers), disintegrating agents (for example, cellulose derivatives such as low-substituted hydroxypropylcellulose, carboxymethylcellulose, carboxymethylcellulose calcium, and internally-crosslinked carboxymethylcellulose sodium; and chemically modified starch/cellulose such as carboxymethyl starch, carboxymethyl starch sodium, and crosslinked polyvinylpyrrolidone), stabilizers (for example, paraoxybenzoic acid esters such as methylparaben and propylparaben; alcohols such as chlorobutanol, benzylalcohol, and phenylethylalcohol; benzalkonium chloride; phenols such as phenol and cresol; thimerosal; dehydroacetic acid; and sorbic acid), flavoring agents (for example, sweeteners, acidifiers, and flavors which are usually used), and diluents.

[0183] The dosage and administration regimen vary depending on, for example, the symptom and the age. Usually, the formulation is administered as follows:

For oral administration, the dose per administration is 0.001 to 100 mg/kg and preferably 0.01 to 10 mg/kg.

In intravenous administration, the dose per administration is 0.0001 to 10 mg/kg and preferably 0.001 to 1 mg/kg.

The administration frequency and the administration interval vary depending on the disease to be treated and its severity or the purpose, i.e., therapeutic use or prophylactic use, and are usually one to three times a day or one to six times weekly to monthly. The pharmaceutical composition according to the present invention has satisfactory physical stability, bioabsorption, and pharmacokinetics and thereby has an excellent advantage as the administration frequency may be low.

Advantages of the Invention

[0184] The present inventors have conducted intensive studies on drugs having excellent blood calcium concentration-decreasing activity and bone mass decrease-suppressing activity and have found drugs comprising the compounds having Formula (I) of the present invention.

[0185] The compounds having Formula (I) of the present invention are low in toxicity and have excellent bone resorption-suppressing activity and thereby blood calcium concentration-decreasing activity and bone mass decrease-suppressing activity. Therefore, the compound is valuable as a prophylactic or therapeutic agent (in particular, therapeutic agent) for the above-mentioned bone metabolic diseases.

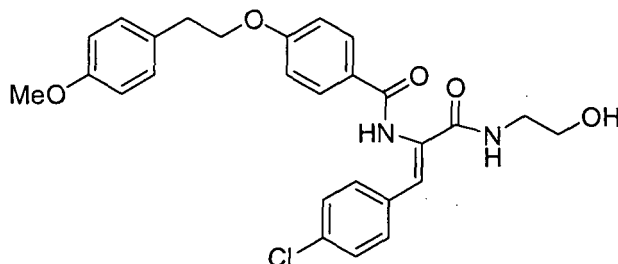
Best Mode for Carrying Out the Invention

Examples

[0186] The present invention will now be further described in detail with reference to Examples and Test Examples, but is not limited to them.

(Example 1) N-((Z)-2-(4-Chlorophenyl)-1-[(2-hydroxyethyl)amino]carbonyl)vinyl)-4-[2-(4-methoxyphenyl)ethoxy]benzamide (Exemplary Compound No. 1-144)

[0187]



(1a) N-(4-Hydroxybenzoyl)glycine tert-butyl ester

[0188] Oxalyl chloride (8.7 mL, 99.7 mmol) and several drops of N,N-dimethylformaldehyde (hereinafter DMF) were added to a solution of dichloromethane (40 mL) containing 4-benzyloxybenzoic acid (11.1 g, 48.6 mmol) under ice-cooling. The mixture was stirred at room temperature for 2 hours, and then the solvent was evaporated. The resulting residue was dissolved in dichloromethane (100 mL), and then glycine tert-butyl ester hydrochloride (8.20 g, 48.9 mmol) and N-ethyl-N,N-diisopropylamine (21 mL, 120 mmol) were added thereto under ice-cooling. The mixture was stirred at room temperature for 19 hours, and then water was added thereto to terminate the reaction. The mixture was extracted with dichloromethane twice, and the organic layers were combined and concentrated. The resulting residue was purified by silica gel column chromatography (hexane : ethyl acetate, 9:1 to 2:1, v/v) to give N-[4-(benzyloxy)benzoyl]glycine tert-butyl ester. All the given ester was dissolved in methanol (165 mL), and 20% palladium hydroxide-carbon (926 mg) was added thereto. The mixture was vigorously stirred under a hydrogen atmosphere at room temperature for 3.5 hours. The reaction mixture was filtered through Celite and then concentrated to give 12.2 g of the title compound (colorless crystalline solid, yield: quantitative).

[0189] ¹H-nuclear magnetic resonance spectrum (400 MHz, DMSO-d₆) δ ppm: 9.97 (1H, s), 8.54 (1H, brt, J=6Hz), 7.70 (2H, d, J=9Hz), 6.78 (2H, d, J=9Hz), 3.83 (2H, d, J=6Hz), 1.41 (9H, s).

(1b) N-[4-[2-(4-Methoxyphenyl)ethoxy]benzoyl]glycine

[0190] (Tributyl phosphoranylidene)acetonitrile (428 μL, 1.50 mmol) was added to a solution of toluene (7 mL) containing N-(4-hydroxybenzoyl)glycine tert-butyl ester (264 mg, 1.05 mmol) prepared in Example 1 (1a) and 2-(4-methoxyphenyl)ethanol (176 mg, 1.16 mmol). The mixture was stirred at 100°C for 3.5 hours, and then water was added thereto. The mixture was extracted with ethyl acetate. The organic layers were combined, washed with water and saturated brine, and dried over anhydrous magnesium sulfate. Then, the solvent was evaporated. The resulting residue was purified by silica gel column chromatography (hexane to hexane : ethyl acetate, 6:1, 4:1, and 3:1, v/v) to give an oily substance (358 mg). To a solution of dichloromethane (1 mL) containing this oily substance (358 mg, 0.929 mmol), trifluoroacetic acid (0.5 mL) was added. The mixture was stirred at room temperature for 1 hour, and then the solvent was evaporated. Diisopropyl ether was added to the resulting residue to suspend it. The produced precipitate was collected by filtration and was washed with diisopropyl ether to give 248 mg of the title compound (colorless crystalline solid, yield: 72%).

[0191] ¹H-nuclear magnetic resonance spectrum (400 MHz, DMSO-d₆) δ ppm: 12.50 (1H, brs), 8.67 (1H, t, J=5Hz), 7.83 (2H, d, J=8Hz), 7.24 (2H, d, J=8Hz), 7.00 (2H, d, J=8Hz), 6.87 (2H, d, J=8Hz), 4.20 (2H, t, J=6Hz), 3.89 (2H, d, J=5Hz), 3.72 (3H, s), 2.98 (2H, t, J=6Hz).

(1c) (4Z)-4-(4-Chlorobenzylidene)-2-[4-[2-(4-methoxyphenyl)ethoxy]phenyl]-1,3-oxazol-5(4H)-one

[0192] A mixture of N-[4-[2-(4-methoxyphenyl)ethoxy]benzoyl]glycine (329 mg, 1.00 mmol) prepared in Example 1 (1b), 4-chlorobenzaldehyde (148 mg, 1.05 mmol), sodium acetate (111 mg, 1.35 mmol), and acetic anhydride (467 μL, 5.00 mmol) was stirred at 120°C for 20 minutes, and then water was added thereto to terminate the reaction. Then, continuously, the mixture was vigorously stirred until the mixture was cooled to room temperature. The deposited precipitate was collected by filtration, washed with water and hexane, and dried by heating under reduced pressure to give 376 mg of the title compound (yellow powder, yield: 87%).

[0193] Hereinafter, the compound obtained in this cyclizing reaction is called an oxazolone.

[0194] ¹H-nuclear magnetic resonance spectrum (400 MHz, CDCl₃) δ ppm: 8.11 (2H, d, J=9Hz), 8.09 (2H, d, J=9Hz), 7.42 (2H, d, J=9Hz), 7.20 (2H, d, J=8Hz), 7.09 (1H, s), 6.99 (2H, d, J=9Hz), 6.86 (2H, d, J=8Hz), 4.22 (2H, t, J=7Hz), 3.80 (3H, s), 3.08 (2H, t, J=7Hz).

(1d) N-((Z)-2-(4-Chlorophenyl)-1-[[2-(2-hydroxyethyl)amino]carbonyl]vinyl)-4-[2-(4-methoxyphenyl)ethoxy]benzamide

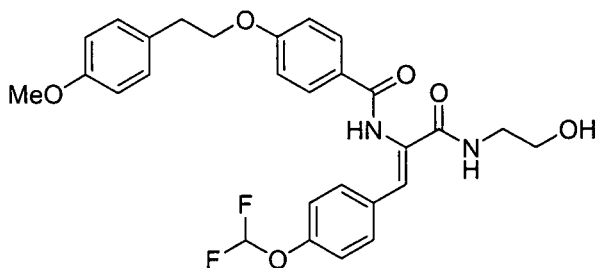
[0195] 2-Aminoethanol (18 μL, 0.30 mmol) was added to a solution of ethanol (0.7 mL) containing (4Z)-4-(4-chlorobenzylidene)-2-[4-[2-(4-methoxyphenyl)ethoxy]phenyl]-1,3-oxazol-5(4H)-one prepared in Example 1 (1c) (108 mg, 0.25 mmol). The mixture was stirred at 60°C for 3 hours. The solvent was evaporated, and the residue was purified by thin layer chromatography for separation (ethyl acetate : methanol, 30:1, v/v, developed three times) to give 88 mg of the title compound (white amorphous solid, yield: 71 %).

MS (FAB) m/z: 495 [M + H]⁺;

[0196] ¹H-nuclear magnetic resonance spectrum (400 MHz, DMSO-d₆) δ ppm: 9.75 (1H, brs), 8.06 (1H, t, J=5Hz), 7.94 (2H, d, J=8Hz), 7.53 (2H, d, J=8Hz), 7.39 (2H, d, J=7Hz), 7.25 (2H, d, J=7Hz), 7.14 (1H, s), 7.04 (2H, d, J=8Hz), 6.88 (2H, d, J=7Hz), 4.63 (1H, t, J=6Hz), 4.23 (2H, t, J=7Hz), 3.73 (3H, s), 3.44 (2H, q, J=6Hz), 3.23 (2H, q, J=6Hz), 2.99 (2H, t, J=6Hz).

(Example 2) N-((Z)-2-[4-(Difluoromethoxy)phenyl]-1-[[2-(2-hydroxyethyl)amino]carbonyl]vinyl)-4-[2-(4-methoxyphenyl)ethoxy]benzamide (Exemplary Compound No. 1-131)

[0197]



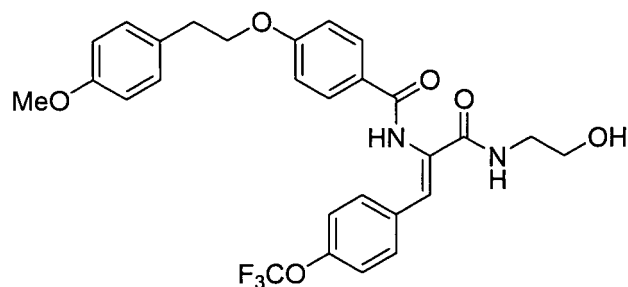
[0198] The same reaction as in Example 1 (1c) was conducted using N-[4-[2-(4-methoxyphenyl)ethoxy]benzoyl]glycine (329 mg) prepared in Example 1 (1b) and 4-(difluoromethoxy)benzaldehyde (139 μL) to give the corresponding oxazolone (334 mg). Then, the same reaction as in Example 1 (1d) was conducted using 121 mg of this oxazolone to give 114 mg of the title compound (white amorphous solid).

MS (FAB) m/z: 527 [M + H]⁺;

[0199] ¹H-nuclear magnetic resonance spectrum (400 MHz, CDCl₃) δ ppm: 7.89 (1H, brs), 7.77 (2H, d, J=9Hz), 7.37 (2H, d, J=9Hz), 7.20 (2H, d, J=9Hz), 7.05 (2H, d, J=9Hz), 7.00 (1H, s), 6.91 (2H, d, J=9Hz), 6.87 (2H, d, J=9Hz), 6.77 (1H, t, J=6Hz), 6.49 (1H, t, J=74Hz), 4.17 (2H, t, J=7Hz), 3.80 (3H, s), 3.77 (2H, t, J=5Hz), 3.49 (2H, q, J=5Hz), 3.06 (2H, t, J=7Hz).

(Example 3) N-((Z)-1-[[2-(2-Hydroxyethyl)amino]carbonyl]-2-[4-(trifluoromethoxy)phenyl]vinyl)-4-[2-(4-methoxyphenyl)ethoxy]benzamide (Exemplary Compound No. 1-132)

[0200]



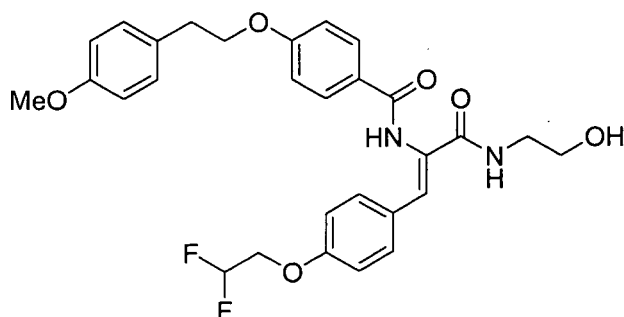
[0201] The same reaction as in Example 1 (1c) was conducted using N-{4-[2-(4-methoxyphenyl)ethoxy]benzoyl}glycine (329 mg) prepared in Example 1 (1b) and 4-(trifluoromethoxy)benzaldehyde (150 μ L) to give the corresponding oxazolone (366 mg). Then, the same reaction as in Example 1 (1d) was conducted using 160 mg of this oxazolone to give 126 mg of the title compound (white powder).

mp: 139 to 141°C;

[0202] ^1H -nuclear magnetic resonance spectrum (400 MHz, DMSO- d_6) δ ppm: 9.80 (1H, brs), 8.08 (1H, t, J=5Hz), 7.95 (2H, d, J=8Hz), 7.64 (2H, d, J=7Hz), 7.33 (2H, d, J=8Hz), 7.25 (2H, d, J=7Hz), 7.17 (1H, s), 7.04 (2H, d, J=8Hz), 6.88 (2H, d, J=8Hz), 4.64 (1H, t, J=5Hz), 4.23 (2H, t, J=6Hz), 3.73 (3H, s), 3.46 (2H, q, J=6Hz), 3.24 (2H, q, J=6Hz), 3.00 (2H, t, J=6Hz).

(Example 4) N-((Z)-2-[4-(2,2-Difluoroethoxy)phenyl]-1-[[2-(4-methoxyphenyl)ethoxy]carbonyl]vinyl)-4-[2-(4-methoxyphenyl)ethoxy]benzamide (Exemplary Compound No. 1-134)

[0203]



(4a) 4-(2,2-Difluoroethoxy)benzaldehyde

[0204] With reference to the document (J. Med. Chem., (1994), 37, 3977-3985), sodium hydride (3.36 g, 55%, 77.1 mmol) was added to a solution of DMF (100 mL) containing 2,2-difluoroethanol (5.75 g, 70.1 mmol) over 5 minutes under nitrogen gas flow under ice-cooling. The mixture was stirred at the same temperature for 10 minutes, and then a solution of DMF (40 mL) containing 4-fluorobenzaldehyde (9.56 g, 77.0 mmol) was added dropwise thereto over 5 minutes. The mixture was stirred at room temperature for 4 hours and was then poured into ice water (500 mL). The resulting mixture was extracted with ether : hexane (300 mL, 1:1, v/v) three times. The extracted organic layer was washed with water (300 mL) three times and then with saturated brine, and was dried over anhydrous magnesium sulfate. Then, the solvent was evaporated to give a crude product. An ether/hexane mixture solution (20 mL, 1:10, v/v) was added to the crude product, and the supernatant fluid was removed. This procedure was repeated four times in total to wash the crystals to give 10.1 g of the title compound (colorless crystalline solid, yield: 77%).

[0205] ^1H -nuclear magnetic resonance spectrum (500 MHz, CDCl_3) δ ppm: 9.92 (1H, s), 7.87 (2H, d, J=8Hz), 7.04 (2H, d, J=8Hz), 6.13 (1H, tt, J=55Hz, 4Hz), 4.27 (2H, td, J=13Hz, 4Hz).

(4b) N-((Z)-2-[4-(2,2-Difluoroethoxy)phenyl]-1-[[2-(2-hydroxyethyl)amino]carbonyl]vinyl)-4-[2-(4-methoxyphenyl)ethoxy]benzamide

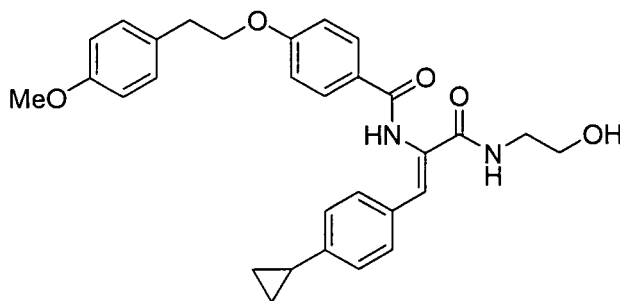
[0206] The same reaction as in Example 1 (1c) was conducted using N-{4-[2-(4-methoxyphenyl)ethoxy]benzoyl}glycine (329 mg) prepared in Example 1 (1b) and 4-(2,2-difluoroethoxy)benzaldehyde (196 mg) prepared in Example 4 (4a) to give the corresponding oxazolone (306 mg). Then, the same reaction as in Example 1 (1d) was conducted using 158 mg of this oxazolone to give 144 mg of the title compound (white powder).

mp: 172 to 174°C;

[0207] ¹H-nuclear magnetic resonance spectrum (400 MHz, DMSO-d₆) δ ppm: 9.69 (1H, brs), 7.96 (2H, d, J=8Hz), 7.93 (1H, t, J=5Hz), 7.51 (2H, d, J=8Hz), 7.25 (2H, d, J=7Hz), 7.20 (1H, s), 7.04 (2H, d, J=8Hz), 6.97 (2H, d, J=8Hz), 6.88 (2H, d, J=7Hz), 6.36 (1H, tt, J=55Hz, 3Hz), 4.63 (1H, t, J=7Hz), 4.30 (2H, td, J=14Hz, 3Hz), 4.23 (2H, t, J=7Hz), 3.73 (3H, s), 3.43 (2H, q, J=6Hz), 3.22 (2H, q, J=6Hz), 3.00 (2H, t, J=7Hz).

(Example 5) N-((Z)-2-(4-Cyclopropylphenyl)-1-[[2-(2-hydroxyethyl)amino]carbonyl]vinyl)-4-[2-(4-methoxyphenyl)ethoxy]benzamide (Exemplary Compound No. 1-138)

[0208]



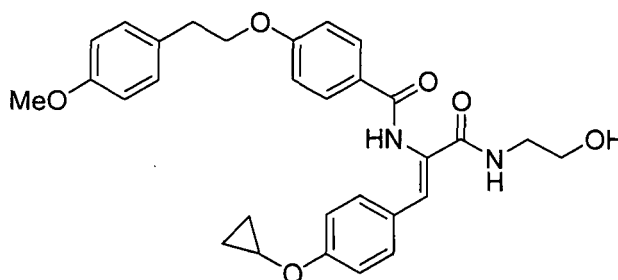
[0209] The same reaction as in Example 1 (1c) was conducted using N-{4-[2-(4-methoxyphenyl)ethoxy]benzoyl}glycine (329 mg) prepared in Example 1 (1b) and 4-cyclopropylbenzaldehyde (which is the compound disclosed in Tetrahedron Lett., (2002), 43, 6987-6990, 154 mg) to give the corresponding oxazolone (300 mg). Then, the same reaction as in Example 1 (1d) was conducted using 154 mg of this oxazolone to give 155 mg of the title compound (white amorphous solid).

MS (FAB) m/z: 501 [M + H]⁺;

[0210] ¹H-nuclear magnetic resonance spectrum (400 MHz, CDCl₃) δ ppm: 7.79 (2H, d, J=9Hz), 7.71 (1H, brs), 7.28 (2H, d, J=8Hz), 7.20 (2H, d, J=8Hz), 7.05 (1H, s), 7.02 (2H, d, J=8Hz), 6.93 (2H, d, J=9Hz), 6.87 (2H, d, J=9Hz), 6.65 (1H, t, J=5Hz), 4.18 (2H, t, J=7Hz), 3.80 (3H, s), 3.78 (2H, t, J=5Hz), 3.50 (2H, q, J=5Hz), 3.06 (2H, t, J=7Hz), 1.89-1.83 (1H, m), 1.01-0.96 (2H, m), 0.71-0.67 (2H, m).

(Example 6) N-((Z)-2-[4-(Cyclopropyloxy)phenyl]-1-[[2-(2-hydroxyethyl)amino]carbonyl]vinyl)-4-[2-(4-methoxyphenyl)ethoxy]benzamide (Exemplary Compound No. 1-130)

[0211]



(6a) 1-Bromo-4-(2-chloroethoxy)benzene

[0212] With reference to the document (J. Org. Chem., (2002), 67, 1093-1101), potassium carbonate (83.0 g, 600 mmol) was added to a solution of DMF (500 mL) containing 4-bromophenol (50.4 g, 291 mmol) at room temperature. The mixture was stirred at the same temperature for 30 minutes, and then 2-chloroethyl 4-methylbenzenesulfonate (70.2 g, 299 mmol) was added thereto. The mixture was stirred at 50°C for 24 hours. The reaction solution was cooled to 10°C, and water (500 mL) was added thereto to precipitate a white solid. This white solid was collected by filtration, washed with water (500 mL), and dried at 50°C under reduced pressure to give 58.6 g of the title compound (yield: 86%). mp: 54 to 56°C;

[0213] ¹H-nuclear magnetic resonance spectrum (400 MHz, CDCl₃) δ ppm: 7.39 (2H, d, J=9Hz), 6.81 (2H, d, J=9Hz), 4.20 (2H, t, J=6Hz), 3.80 (2H, t, J=6Hz).

(6b) 1-Bromo-4-(vinylloxy)benzene

[0214] Tert-Butoxypotassium (33.7 g, 300 mmol) was added to a solution of tetrahydrofuran (hereinafter THF) (250 mL) containing 1-bromo-4-(2-chloroethoxy)benzene (58.6 g, 249 mmol) prepared in Example 6 (6a) over 10 minutes at -10°C. The mixture was stirred at room temperature for 21 hours, and water (500 mL) was added thereto. The resulting mixture was extracted with methyl tert-butyl ether (200 mL, 150 mL) twice. The organic layers were combined, washed with saturated brine (100 mL) twice, and dried over anhydrous magnesium sulfate. Then, the solvent was evaporated. The resulting residue was dissolved in hexane (100 mL), and the precipitated insoluble substance was removed by filtration. The insoluble substance was further washed with hexane (5 mL) five times. The filtrates were combined, concentrated, and purified by silica gel column chromatography (hexane) to give 39.0 g of the title compound (colorless oil, yield: 79%).

[0215] ¹H-nuclear magnetic resonance spectrum (400 MHz, CDCl₃) δ ppm: 7.43 (2H, d, J=9Hz), 6.89 (2H, d, J=9Hz), 6.59 (1H, dd, J=14Hz, 6Hz), 4.78 (1H, dd, J=14Hz, 2Hz), 4.47 (1H, dd, J=6Hz, 2Hz).

(6c) 4-(Cyclopropyloxy)benzaldehyde

[0216] With reference to the document (Tetrahedron Lett., (1998), 39, 8621-8624), the following cyclopropanization was conducted. Diethyl zinc (1.0 M hexane solution, 250 mL, 250 mmol) was added to dichloromethane (250 mL), and a solution of dichloromethane (120 mL) containing trifluoroacetic acid (19.2 mL, 249 mmol) was added thereto under ice-cooling over 100 minutes. The mixture was further stirred for 1 hour. Then, a solution of dichloromethane (100 mL) containing chloriodomethane (20.1 mL, 250 mmol) was added thereto under ice-cooling over 40 minutes, and a solution of dichloromethane (120 mL) containing 1-bromo-4-(vinylloxy)benzene (32.8 g, 165 mmol) prepared in Example 6 (6b) was further added thereto at the same temperature over 20 minutes. The mixture was stirred at room temperature for 1.5 hours. Then, 0.1 N hydrochloric acid (400 mL) was added to the reaction solution. The mixture was stirred for 30 minutes, filtered through Celite, and washed with hexane (200 mL). The filtrate and the hexane washing solution were combined. The organic layer was washed with 0.1 N hydrochloric acid (100 mL) and then with saturated brine (100 mL) containing about 1 g of sodium sulfite twice. The organic layer was dried over anhydrous magnesium sulfate, and the solvent was evaporated to give 36.0 g of 1-bromo-4-(cyclopropyloxy)benzene (yellow oil).

[0217] ¹H-nuclear magnetic resonance spectrum (400 MHz, CDCl₃) δ ppm: 7.37 (2H, d, J=9Hz), 6.93 (2H, d, J=9Hz), 3.72-3.68 (1H, m), 0.79-0.73 (4H, m).

[0218] To a solution of THF (350 mL) containing this crude product (36.0 g, 165 mmol), n-butyllithium (116 mL, 1.56 M hexane solution, 181 mmol) was added at -66°C over 40 minutes under a nitrogen atmosphere. The mixture was stirred at the same temperature for 1 hour. Then, DMF (23.6 g, 323 mmol) was added dropwise to the reaction solution over 12 minutes. The mixture was stirred at the same temperature for 30 minutes and left standing at room temperature overnight, and then a saturated ammonium chloride aqueous solution (150 mL) was added dropwise thereto over 5 minutes. The organic layer was separated and was washed with a saturated ammonium chloride aqueous solution (100 mL) and saturated brine (100 mL). The washing solution was combined and was extracted with hexane (200 mL). All organic layers were combined and dried over anhydrous magnesium sulfate. The solvent was evaporated, and the resulting residue was purified by silica gel column chromatography (hexane : ethyl acetate, 9:1, v/v) to give 23.3 g of the title compound (light yellow oil, yield: 87%).

[0219] ¹H-nuclear magnetic resonance spectrum (400 MHz, CDCl₃) δ ppm: 9.87 (1H, s), 7.82 (2H, d, J=9Hz), 7.14 (2H, d, J=9Hz), 3.83-3.79 (1H, m), 0.87-0.81 (4H, m).

(6d) N-((Z)-2-[4-(Cyclopropyloxy)phenyl]-1-[[2-(2-hydroxyethyl)amino]carbonyl]vinyl)-4-[2-(4-methoxyphenyl)ethoxy]benzamide

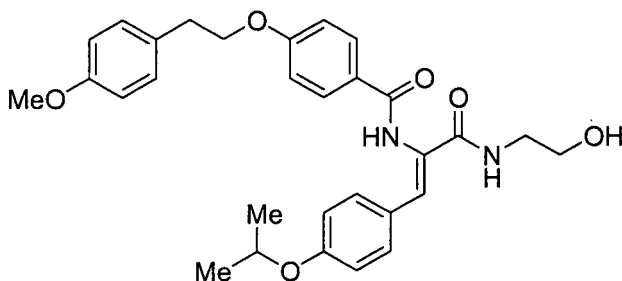
[0220] The same reaction as in Example 1 (1c) was conducted using N-{4-[2-(4-methoxyphenyl)ethoxy]benzoyl}glycine (329 mg) prepared in Example 1 (1b) and 4-(cyclopropyloxy)benzaldehyde (170 mg) prepared in Example 6 (6c) to give the corresponding oxazolone (304 mg). Then, the same reaction as in Example 1 (1d) was conducted using 159 mg of this oxazolone to give 159 mg of the title compound (white amorphous solid).

MS (FAB) m/z: 517 [M + H]⁺;

[0221] ¹H-nuclear magnetic resonance spectrum (400 MHz, CDCl₃) δ ppm: 7.81 (2H, d, J=9Hz), 7.68 (1H, brs), 7.35 (2H, d, J=9Hz), 7.21 (2H, d, J=8Hz), 7.10 (1H, s), 7.00 (2H, d, J=9Hz), 6.94 (2H, d, J=9Hz), 6.87 (2H, d, J=8Hz), 6.64 (1H, t, J=6Hz), 4.19 (2H, t, J=7Hz), 3.80 (3H, s), 3.78 (2H, t, J=5Hz), 3.71 (1H, sept, J=3Hz), 3.51 (2H, q, J=5Hz), 3.06 (2H, t, J=7Hz), 0.78-0.75 (4H, m).

(Example 7) N-[(Z)-1-[[2-(2-Hydroxyethyl)amino]carbonyl]-2-(4-isopropoxyphenyl)vinyl]-4-[2-(4-methoxyphenyl)ethoxy]benzamide (Exemplary Compound No. 1-129)

[0222]



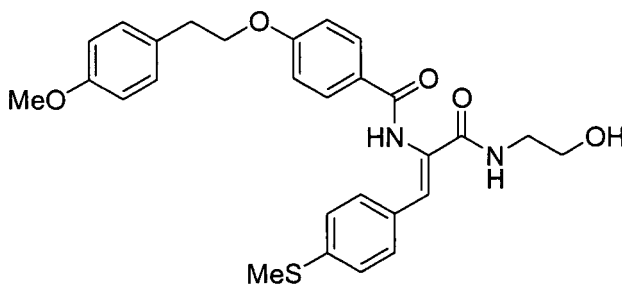
[0223] The same reaction as in Example 1 (1c) was conducted using N-{4-[2-(4-methoxyphenyl)ethoxy]benzoyl}glycine (248 mg) prepared in Example 1 (1b) and 4-isopropoxybenzaldehyde (131 μL) to give the corresponding oxazolone (227 mg). Then, the same reaction as in Example 1 (1d) was conducted using all this oxazolone to give 122 mg of the title compound (white amorphous solid).

MS (FAB) m/z: 519 [M + H]⁺;

[0224] ¹H-nuclear magnetic resonance spectrum (400 MHz, DMSO-d₆) δ ppm: 9.67 (1H, brs), 7.97 (2H, d, J=8Hz), 7.89 (1H, brt, J=5Hz), 7.47 (2H, d, J=8Hz), 7.26 (2H, d, J=8Hz), 7.18 (1H, s), 7.05 (2H, d, J=8Hz), 6.89 (2H, d, J=8Hz), 6.86 (2H, d, J=8Hz), 4.64-4.58 (2H, m), 4.23 (2H, t, J=7Hz), 3.73 (3H, s), 3.43 (2H, q, J=6Hz), 3.22 (2H, q, J=6Hz), 3.00 (2H, t, J=7Hz), 1.23 (6H, d, J=6Hz).

(Example 8) N-[(Z)-1-[[2-(2-Hydroxyethyl)amino]carbonyl]-2-[4-(methylthio)phenyl]vinyl]-4-[2-(4-methoxyphenyl)ethoxy]benzamide (Exemplary Compound No. 1-141)

[0225]



[0226] The same reaction as in Example 1 (1c) was conducted using N-{4-[2-(4-methoxyphenyl)ethoxy]benzoyl}glycine

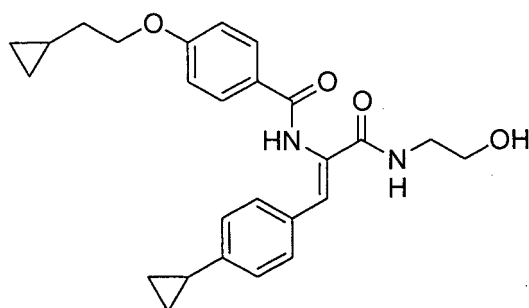
(329 mg) prepared in Example 1 (1b) and 4-(methylthio)benzaldehyde (140 μ L) to give the corresponding oxazolone (342 mg). Then, the same reaction as in Example 1 (1d) was conducted using 156 mg of this oxazolone to give 134 mg of the title compound (white powder).

mp: 61 to 63°C;

[0227] ^1H -nuclear magnetic resonance spectrum (500 MHz, CDCl_3) δ ppm: 7.79-7.78 (3H, m), 7.30 (2H, d, $J=9\text{Hz}$), 7.21 (2H, d, $J=9\text{Hz}$), 7.16 (2H, d, $J=9\text{Hz}$), 7.02 (1H, s), 6.92 (2H, d, $J=9\text{Hz}$), 6.87 (2H, d, $J=9\text{Hz}$), 6.70 (1H, t, $J=6\text{Hz}$), 4.18 (2H, t, $J=7\text{Hz}$), 3.80 (3H, s), 3.77 (2H, t, $J=5\text{Hz}$), 3.50 (2H, q, $J=5\text{Hz}$), 3.06 (2H, t, $J=7\text{Hz}$), 2.45 (3H, s).

(Example 9) 4-(2-Cyclopropylethoxy)-N-((Z)-2-(4-cyclopropylphenyl)-1-[(2-hydroxyethyl)amino]carbonyl)vinyl)benzamide (Exemplary Compound No. 1-68)

[0228]



(9a) 4-(2-Cyclopropylethoxy)benzoic acid

[0229] Methyl 4-hydroxybenzoate (8.83 g, 58.0 mmol), 2-cyclopropylethanol (5.13 g, 59.6 mmol), and triphenylphosphine (15.7 g, 59.9 mmol) were dissolved in THF (250 mL). Then, diethyl azodicarboxylate (29.8 mL, 40% toluene solution, 59.6 mmol) was added thereto under ice-cooling while stirring. The mixture was stirred at room temperature for 2 days, and then water (200 mL) was added to the reaction solution. The resulting mixture was extracted with ethyl acetate twice. The organic layers were combined, washed with saturated brine, and dried over anhydrous magnesium sulfate, and then the solvent was evaporated. The resulting residue was dissolved in diethyl ether. The produced precipitate was removed by filtration, and diethyl ether was evaporated. This filtration procedure was repeated twice, and the residue was purified by silica gel column chromatography (hexane : ethyl acetate, 20:1, v/v) to give an oily substance (13.2 g). All this oily substance was dissolved in ethanol (200 mL), and a 2 M lithium hydroxide aqueous solution (60 mL, 120 mmol) was added thereto. The mixture was stirred at 60°C for 50 minutes, and then 10% hydrochloric acid (40 mL) was added thereto under ice-cooling. The resulting mixture was extracted with ethyl acetate twice. The organic layers were combined, washed with saturated brine, and dried over anhydrous magnesium sulfate. Then, the solvent was evaporated. The resulting residue was suspended in diisopropyl ether, and the precipitate was collected by filtration and dried under reduced pressure to give 9.28 g of the title compound (powder, yield: 78%).

[0230] ^1H -nuclear magnetic resonance spectrum (400 MHz, $\text{DMSO}-d_6$) δ ppm: 12.6 (1H, s), 7.88 (2H, d, $J=9\text{Hz}$), 7.02 (2H, d, $J=9\text{Hz}$), 4.10 (2H, t, $J=7\text{Hz}$), 1.64 (2H, q, $J=7\text{Hz}$), 0.88-0.79 (1H, m), 0.46-0.42 (2H, m), 0.15-0.11 (2H, m).

(9b) N-[4-(2-Cyclopropylethoxy)benzoyl]glycine

[0231] Oxalyl chloride (8.64 mL, 99.0 mmol) and one drop of DMF were added to a solution of dichloromethane (30 mL) containing 4-(2-cyclopropylethoxy)benzoic acid (9.28 g, 45.0 mmol) prepared in Example 9 (9a) under ice-cooling. The mixture was stirred at room temperature for 1.75 hours, and the solvent was evaporated. Then, the resulting residue was suspended in THF (3 mL). This suspension added dropwise to a 50% THF aqueous solution (120 mL) containing glycine (4.41 g, 58.7 mmol) and triethylamine (15.7 mL, 112 mmol) under ice-cooling. The mixture was stirred at room temperature for 1.5 hours, and then 10% hydrochloric acid (40 mL) was added thereto under ice-cooling. The produced precipitate was collected by filtration, washed with water, and dried by heating under reduced pressure to give 11.4 g of the title compound (powder, yield: 97%).

[0232] ^1H -nuclear magnetic resonance spectrum (400 MHz, $\text{DMSO}-d_6$) δ ppm: 12.5 (1H, brs), 8.64 (1H, brt, $J=6\text{Hz}$), 7.81 (2H, d, $J=9\text{Hz}$), 6.98 (2H, d, $J=9\text{Hz}$), 4.07 (2H, t, $J=7\text{Hz}$), 3.88 (2H, d, $J=6\text{Hz}$), 1.63 (2H, q, $J=7\text{Hz}$), 0.88-0.78 (1H, m), 0.46-0.42 (2H, m), 0.15-0.11 (2H, m).

(9c) (4Z)-4-(4-Cyclopropylbenzylidene)-2-[4-(2-cyclopropylethoxy)phenyl]-1,3-oxazol-5(4H)-one

[0233] A mixture of N-[4-(2-cyclopropylethoxy)benzoyl]glycine (184 mg, 0.699 mmol) prepared in Example 9 (9b), 4-cyclopropylbenzaldehyde (113 mg, 0.769 mmol) prepared in Example 5, sodium acetate (75 mg, 0.909 mmol), and acetic anhydride (660 μ L, 6.99 mmol) was stirred at 120°C for 30 minutes and was then allowed to cool to room temperature. Hexane (2 mL) and water (4 mL) were added to the resulting solidified product which was washed by ultrasonic vibration. The precipitate was collected by filtration, washed with water and hexane, and dried by heating under reduced pressure to give 196 mg of the title compound (white powder, yield: 74%).

[0234] ^1H -nuclear magnetic resonance spectrum (400 MHz, CDCl_3) δ ppm: 8.12 (2H, d, $J=9\text{Hz}$), 8.10 (2H, d, $J=8\text{Hz}$), 7.16 (1H, s), 7.15 (2H, d, $J=8\text{Hz}$), 7.03 (2H, d, $J=9\text{Hz}$), 4.14 (2H, t, $J=7\text{Hz}$), 1.99-1.93 (1H, m), 1.73 (2H, q, $J=6\text{Hz}$), 1.10-1.05 (2H, m), 0.93-0.83 (1H, m), 0.83-0.79 (2H, m), 0.55-0.50 (2H, m), 0.17-0.14 (2H, m).

(9d) 4-(2-Cyclopropylethoxy)-N-((Z)-2-(4-cyclopropylphenyl)-1-[(2-hydroxyethyl)amino]carbonyl}vinyl)benzamide

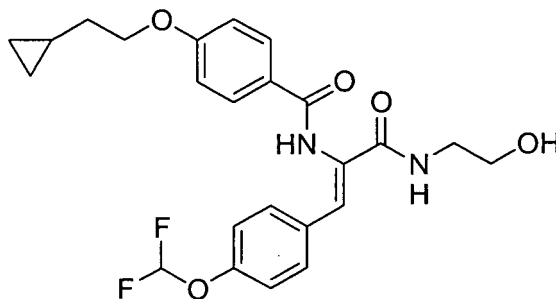
[0235] 2-Aminoethanol (20 μ L, 0.33 mmol) was added to a solution of ethanol (1.6 mL) containing (4Z)-4-(4-cyclopropylbenzylidene)-2-[4-(2-cyclopropylethoxy)phenyl]-1,3-oxazol-5(4H)-one (95 mg, 0.25 mmol) prepared in Example 9 (9c). The mixture was stirred at 60°C for 1 hour, and then the solvent was removed. The residue was washed with hexane : ethyl acetate (3:1, v/v). The precipitate was collected by filtration and dried under reduced pressure to give 95 mg of the title compound (white powder, yield: 86%).

mp: 195 to 200°C (dec.)

[0236] ^1H -nuclear magnetic resonance spectrum (400 MHz, $\text{DMSO}-d_6$) δ ppm: 9.67 (1H, brs), 7.95-7.91 (3H, m), 7.39 (2H, d, $J=8\text{Hz}$), 7.15 (1H, brs), 7.02 (2H, d, $J=9\text{Hz}$), 7.00 (2H, d, $J=9\text{Hz}$), 4.62 (1H, t, $J=5\text{Hz}$), 4.10 (2H, t, $J=7\text{Hz}$), 3.43 (2H, q, $J=6\text{Hz}$), 3.22 (2H, q, $J=6\text{Hz}$), 1.90-1.83 (1H, m), 1.65 (2H, q, $J=7\text{Hz}$), 0.95-0.91 (2H, m), 0.89-0.80 (1H, m), 0.68-0.64 (2H, m), 0.47-0.43 (2H, m), 0.16-0.12 (2H, m).

(Example 10) 4-(2-Cyclopropylethoxy)-N-((Z)-2-[4-(difluoromethoxy)phenyl]-1-[(2-hydroxyethyl)amino]carbonyl}vinyl)benzamide (Exemplary Compound No. 1-61)

[0237]



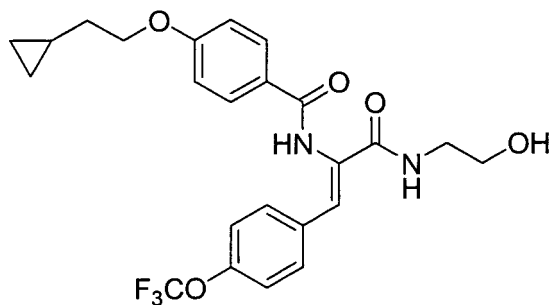
[0238] The same reaction as in Example 9 (9c) was conducted using N-[4-(2-cyclopropylethoxy)benzoyl]glycine (150 mg) prepared in Example 9 (9b) and 4-(difluoromethoxy)benzaldehyde (83 μ L) to give the corresponding oxazolone (188 mg). Then, the same reaction as in Example 9 (9d) was conducted using 90 mg of this oxazolone to give 76 mg of the title compound (white powder).

mp: 153 to 155°C;

[0239] ^1H -nuclear magnetic resonance spectrum (400 MHz, $\text{DMSO}-d_6$) δ ppm: 9.72 (1H, brs), 8.00 (1H, brt, $J=6\text{Hz}$), 7.93 (2H, d, $J=9\text{Hz}$), 7.56 (2H, d, $J=9\text{Hz}$), 7.23 (1H, t, $J=74\text{Hz}$), 7.16 (1H, s), 7.12 (2H, d, $J=9\text{Hz}$), 7.02 (2H, d, $J=9\text{Hz}$), 4.62 (1H, t, $J=5\text{Hz}$), 4.10 (2H, t, $J=7\text{Hz}$), 3.43 (2H, q, $J=6\text{Hz}$), 3.22 (2H, q, $J=6\text{Hz}$), 1.64 (2H, q, $J=7\text{Hz}$), 0.88-0.81 (1H, m), 0.47-0.43 (2H, m), 0.16-0.12 (2H, m).

(Example 11) 4-(2-Cyclopropylethoxy)-N-((Z)-1-[(2-hydroxyethyl)amino]carbonyl}-2-[4-(trifluoromethoxy)phenyl]vinyl)benzamide (Exemplary Compound No. 1-62)

[0240]



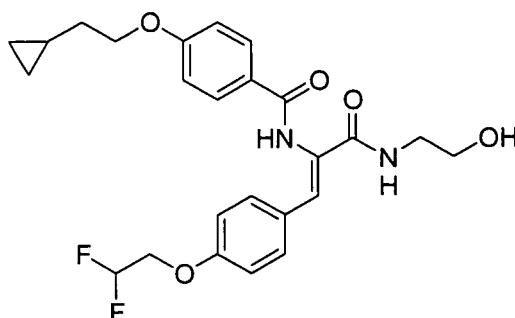
[0241] The same reaction as in Example 9 (9c) was conducted using N-[4-(2-cyclopropylethoxy)benzoyl]glycine (150 mg) prepared in Example 9 (9b) and 4-(trifluoromethoxy)benzaldehyde (90 μ L) to give the corresponding oxazolone (176 mg). Then, the same reaction as in Example 9 (9d) was conducted using 80 mg of this oxazolone to give 74 mg of the title compound (white powder).

mp: 142 to 144°C;

[0242] ^1H -nuclear magnetic resonance spectrum (400 MHz, DMSO- d_6) δ ppm: 9.75 (1H, brs), 8.04 (1H, t, J=6Hz), 7.93 (2H, d, J=9Hz), 7.62 (2H, d, J=9Hz), 7.32 (2H, d, J=8Hz), 7.14 (1H, brs), 7.02 (2H, d, J=9Hz), 4.62 (1H, t, J=5Hz), 4.10 (2H, t, J=7Hz), 3.43 (2H, q, J=6Hz), 3.22 (2H, q, J=6Hz), 1.64 (2H, q, J=7Hz), 0.89-0.79 (1H, m), 0.47-0.42 (2H, m), 0.16-0.12 (2H, m).

(Example 12) 4-(2-Cyclopropylethoxy)-N-((Z)-2-[4-(2,2-difluoroethoxy)phenyl]-1-[(2-hydroxyethyl)amino]carbonyl]vinyl)benzamide (Exemplary Compound No. 1-64)

[0243]



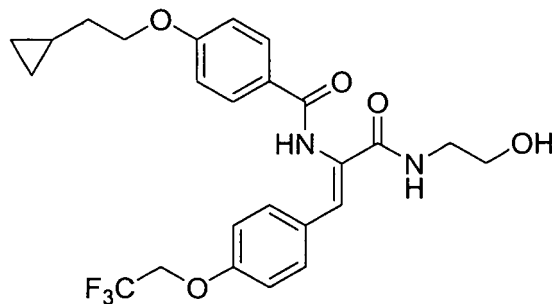
[0244] The same reaction as in Example 9 (9c) was conducted using N-[4-(2-cyclopropylethoxy)benzoyl]glycine (212 mg) prepared in Example 9 (9b) and 4-(2,2-difluoroethoxy)benzaldehyde (170 mg) prepared in Example 4 (4a) to give the corresponding oxazolone (281 mg). Then, the same reaction as in Example 9 (9d) was conducted using all this oxazolone to give 164 mg of the title compound (light yellow amorphous solid).

MS (FAB) m/z: 475 [M + H] $^+$;

[0245] ^1H -nuclear magnetic resonance spectrum (400 MHz, DMSO- d_6) δ ppm: 9.69 (1H, s), 7.98 (2H, d, J=9Hz), 7.94 (1H, brt, J=5Hz), 7.52 (2H, d, J=9Hz), 7.20 (1H, s), 7.05 (2H, d, J=9Hz), 6.98 (2H, d, J=9Hz), 6.36 (1H, tt, J=54Hz, 3Hz), 4.63 (1H, t, J=5Hz), 4.31 (2H, td, J=14Hz, 3Hz), 4.11 (2H, t, J=7Hz), 3.44 (2H, q, J=6Hz), 3.23 (2H, q, J=6Hz), 1.65 (2H, q, J=7Hz), 0.89-0.81 (1H, m), 0.47-0.43 (2H, m), 0.16-0.12 (2H, m).

(Example 13) 4-(2-Cyclopropylethoxy)-N- {(Z)-1-[(2-hydroxyethyl)amino]carbonyl}-2-[4-(2,2,2-trifluoroethoxy)phenyl]vinyl}benzamide (Exemplary Compound No. 1-65)

[0246]



(13a) 4-(2,2,2-Trifluoroethoxy)benzaldehyde

[0247] Sodium hydride (787 mg, 55%, 18.0 mmol) was suspended in DMF (10 mL) under a nitrogen atmosphere, and a solution of DMF (5 mL) containing 4-hydroxybenzaldehyde (2.00 g, 16.4 mmol) was dropwise added thereto over 5 minutes at room temperature. A light yellow insoluble substance was precipitated immediately after the addition. After 5 minutes, a solution of DMF (5 mL) containing 2,2,2-trifluoroethyl 4-methylbenzenesulfonate (4.00 g, 17.2 mmol) was added dropwise thereto to give a brown solution. This brown solution was stirred at room temperature for 1 hour, and then water (100 mL) and ethyl acetate (150 mL) were added thereto. The organic layer was separated, further washed with water (50 mL) five times, with a 10% sodium hydroxide aqueous solution (50 mL) three times, and with saturated brine, and dried over anhydrous magnesium sulfate. The solvent was evaporated to give a crude product. This crude product was purified by silica gel column chromatography (hexane : ethyl acetate, 5:1, v/v) to give 1.40 g of the title compound (light yellow oil, yield: 42%).

[0248] ¹H-nuclear magnetic resonance spectrum (400 MHz, CDCl₃) δ ppm: 9.94 (1H, s), 7.89 (2H, d, J=9Hz), 7.07 (2H, d, J=9Hz), 4.44 (2H, q, J=8Hz).

(13b) 4-(2-Cyclopropylethoxy)-N- {(Z)-1-[(2-hydroxyethyl)amino]carbonyl}-2-[4-(2,2,2-trifluoroethoxy)phenyl]vinyl}benzamide

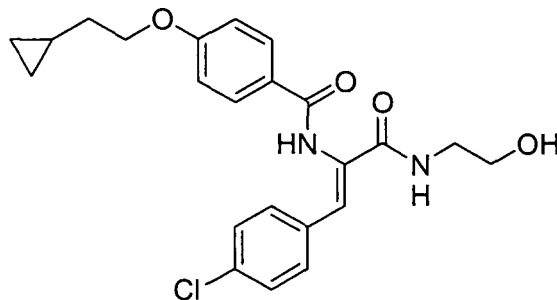
[0249] The same reaction as in Example 9 (9c) was conducted using N-[4-(2-cyclopropylethoxy)benzoyl]glycine (150 mg) prepared in Example 9 (9b) and 4-(2,2,2-trifluoroethoxy)benzaldehyde (128 mg) prepared in Example 13 (13a) to give the corresponding oxazolone (215 mg). Then, the same reaction as in Example 9 (9d) was conducted using 96 mg of this oxazolone to give 65 mg of the title compound (white powder).

mp: 173 to 175°C;

[0250] ¹H-nuclear magnetic resonance spectrum (400 MHz, DMSO-d₆) δ ppm: 9.66 (1H, brs), 7.96-7.92 (3H, m), 7.51 (2H, d, J=9Hz), 7.18 (1H, s), 7.02 (2H, d, J=9Hz), 7.00 (2H, d, J=9Hz), 4.74 (2H, q, J=9Hz), 4.62 (1H, brt, J=5Hz), 4.10 (2H, t, J=7Hz), 3.42 (2H, q, J=6Hz), 3.22 (2H, q, J=6Hz), 1.64 (2H, q, J=7Hz), 0.88-0.81 (1H, m), 0.47-0.43 (2H, m), 0.16-0.12 (2H, m).

(Example 14) N-((Z)-2-(4-Chlorophenyl)-1-[(2-hydroxyethyl)amino]carbonyl)vinyl)-4-(2-cyclopropylethoxy)benzamide (Exemplary Compound No. 1-109)

[0251]



[0252] The same reaction as in Example 9 (9c) was conducted using N-[4-(2-cyclopropylethoxy)benzoyl]glycine (213

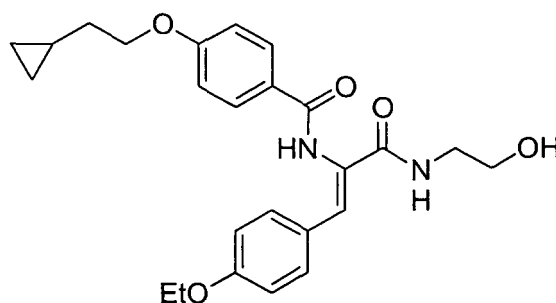
mg) prepared in Example 9 (9b) and 4-chlorobenzaldehyde (131 mg) to give the corresponding oxazolone (288 mg). Then, the same reaction as in Example 9 (9d) was conducted using all this oxazolone to give 56 mg of the title compound (white powder).

mp: 143 to 145°C;

[0253] ¹H-nuclear magnetic resonance spectrum (400 MHz, DMSO-d₆) δ ppm: 9.75 (1H, s), 8.06 (1H, brt, J=5Hz), 7.95 (2H, d, J=9Hz), 7.54 (2H, d, J=9Hz), 7.40 (2H, d, J=8Hz), 7.14 (1H, s), 7.04 (2H, d, J=8Hz), 4.64 (1H, t, J=5Hz), 4.11 (2H, t, J=6Hz), 3.44 (2H, q, J=6Hz), 3.23 (2H, q, J=6Hz), 1.65 (2H, q, J=6Hz), 0.88-0.81 (1H, m), 0.47-0.43 (2H, m), 0.16-0.12 (2H, m).

(Example 15) 4-(2-Cyclopropylethoxy)-N-((Z)-2-(4-ethoxyphenyl)-1-[[2-(hydroxyethyl)amino]carbonyl]vinyl)benzamide (Exemplary Compound No. 1-58)

[0254]



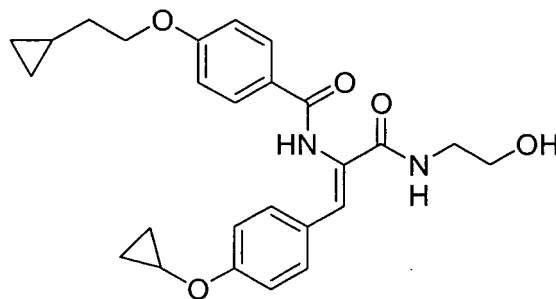
[0255] The same reaction as in Example 9 (9c) was conducted using N-[4-(2-cyclopropylethoxy)benzoyl]glycine (210 mg) prepared in Example 9 (9b) and 4-ethoxybenzaldehyde (122 μL) to give the corresponding oxazolone (180 mg). Then, the same reaction as in Example 9 (9d) was conducted using all this oxazolone to give 154 mg of the title compound (white amorphous).

MS (FAB) m/z: 439 [M + H]⁺;

[0256] ¹H-nuclear magnetic resonance spectrum (400 MHz, DMSO-d₆) δ ppm: 9.64 (1H, s), 7.95 (2H, d, J=9Hz), 7.87 (1H, brt, J=5Hz), 7.46 (2H, d, J=9Hz), 7.17 (1H, s), 7.02 (2H, d, J=9Hz), 6.85 (2H, d, J=9Hz), 4.61 (1H, t, J=6Hz), 4.10 (2H, t, J=7Hz), 3.99 (2H, q, J=7Hz), 3.42 (2H, q, J=6Hz), 3.21 (2H, q, J=6Hz), 1.65 (2H, q, J=7Hz), 1.29 (3H, t, J=7Hz), 0.88-0.81 (1H, m), 0.47-0.43 (2H, m), 0.16-0.12 (2H, m).

(Example 16) 4-(2-Cyclopropylethoxy)-N-((Z)-2-[4-(cyclopropyloxy)phenyl]-1-[[2-(hydroxyethyl)amino]carbonyl]vinyl)benzamide (Exemplary Compound No. 1-60)

[0257]



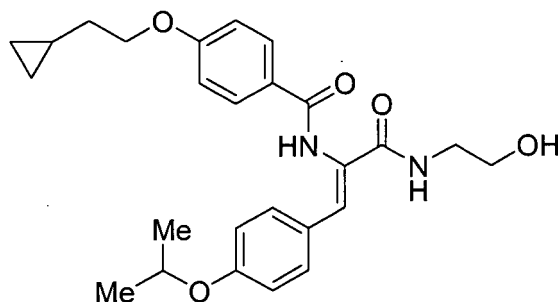
[0258] The same reaction as in Example 9 (9c) was conducted using N-[4-(2-cyclopropylethoxy)benzoyl]glycine (263 mg) prepared in Example 9 (9b) and 4-(cyclopropyloxy)benzaldehyde (170 mg) prepared in Example 6 (6c) to give the corresponding oxazolone (235 mg). Then, the same reaction as in Example 9 (9d) was conducted using 156 mg of this oxazolone to give 157 mg of the title compound (white powder).

mp: 132 to 134°C;

[0259] ¹H-nuclear magnetic resonance spectrum (500 MHz, CDCl₃) δ ppm: 7.88 (1H, brs), 7.82 (2H, d, J=9Hz), 7.34 (2H, d, J=8Hz), 7.06 (1H, s), 6.98 (2H, d, J=9Hz), 6.93 (2H, d, J=8Hz), 6.79 (1H, brt, J=6Hz), 4.08 (2H, t, J=6Hz), 3.75 (2H, t, J=5Hz), 3.70 (1H, sept, J=3Hz), 3.47 (2H, q, J=5Hz), 1.71 (2H, q, J=6Hz), 0.89-0.82 (1H, m), 0.78-0.73 (4H, m), 0.52-0.49 (2H, m), 0.15-0.12 (2H, m).

(Example 17) 4-(2-Cyclopropylethoxy)-N-[(Z)-1-[(2-hydroxyethyl)amino]carbonyl]-2-(4-isopropoxyphenyl)vinyl]benzamide (Exemplary Compound No. 1-59)

[0260]



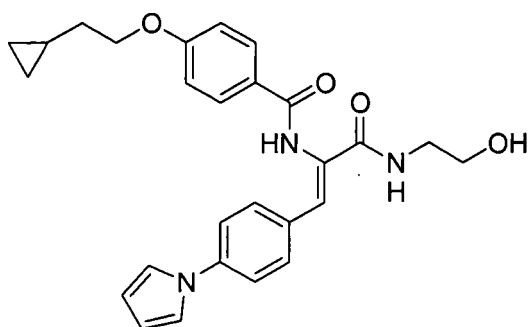
[0261] The same reaction as in Example 9 (9c) was conducted using N-[4-(2-cyclopropylethoxy)benzoyl]glycine (211 mg) prepared in Example 9 (9b) and 4-isopropoxybenzaldehyde (139 μL) to give the corresponding oxazolone (188 mg). Then, the same reaction as in Example 9 (9d) was conducted using all this oxazolone to give 90.0 mg of the title compound (white amorphous).

MS (FAB) m/z: 453 [M + H]⁺;

[0262] ¹H-nuclear magnetic resonance spectrum (400 MHz, DMSO-d₆) δ ppm: 9.67 (1H, brs), 7.98 (2H, d, J=9Hz), 7.89 (1H, brt, J=5Hz), 7.47 (2H, d, J=9Hz), 7.18 (1H, s), 7.05 (2H, d, J=9Hz), 6.85 (2H, d, J=9Hz), 4.65-4.59 (2H, m), 4.11 (2H, t, J=7Hz), 3.41 (2H, q, J=6Hz), 3.22 (2H, q, J=6Hz), 1.65 (2H, q, J=7Hz), 1.23 (6H, d, J=6Hz), 0.88-0.82 (1H, m), 0.47-0.43 (2H, m), 0.16-0.12 (2H, m).

(Example 18) 4-(2-Cyclopropylethoxy)-N-[(Z)-1-[(2-hydroxyethyl)amino]carbonyl]-2-[4-(1H-pyrrol-1-yl)phenyl]vinyl]benzamide (Exemplary Compound No. 1-72)

[0263]



[0264] The same reaction as in Example 9 (9c) was conducted using N-[4-(2-cyclopropylethoxy)benzoyl]glycine (212 mg) prepared in Example 9 (9b) and 4-(1H-pyrrol-1-yl)benzaldehyde (153 mg) to give the corresponding oxazolone (328 mg). Then, the same reaction as in Example 9 (9d) was conducted using all this oxazolone to give 113 mg of the title compound (white amorphous).

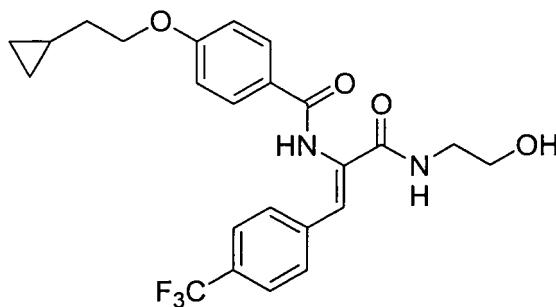
MS (FAB) m/z: 460 [M + H]⁺;

[0265] ¹H-nuclear magnetic resonance spectrum (400 MHz, DMSO-d₆) δ ppm: 9.78 (1H, s), 8.03-7.98 (3H, m), 7.62

(2H, d, J=8Hz), 7.58 (2H, d, J=9Hz), 7.42-7.41 (2H, m), 7.23 (1H, s), 7.06 (2H, d, J=8Hz), 6.26-6.25 (2H, m), 4.65 (1H, t, J=6Hz), 4.12 (2H, t, J=6Hz), 3.45 (2H, q, J=6Hz), 3.24 (2H, q, J=6Hz), 1.65 (2H, q, J=6Hz), 0.88-0.82 (1H, m), 0.48-0.43 (2H, m), 0.16-0.14 (2H, m).

(Example 19) 4-(2-Cyclopropylethoxy)-N- {(Z)-1-[[2-(hydroxyethyl)amino]carbonyl]-2-[4-(trifluoromethyl)phenyl]vinyl} benzamide (Exemplary Compound No. 1-69)

[0266]



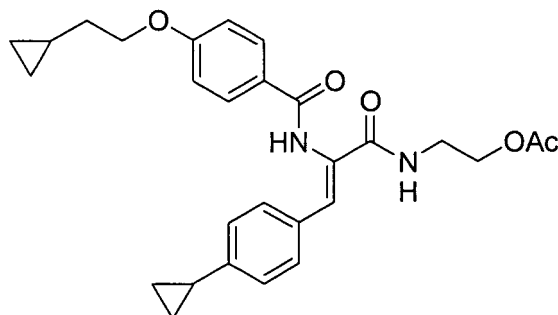
[0267] The same reaction as in Example 9 (9c) was conducted using N-[4-(2-cyclopropylethoxy)benzoyl]glycine (212 mg) prepared in Example 9 (9b) and 4-(trifluoromethyl)benzaldehyde (122 μ L) to give the corresponding oxazolone (235 mg). Then, the same reaction as in Example 9 (9d) was conducted using all this oxazolone to give 163 mg of the title compound (white powder).

mp: 174 to 176°C;

[0268] ^1H -nuclear magnetic resonance spectrum (400 MHz, DMSO- d_6) δ ppm: 9.80 (1H, s), 8.13 (1H, brt, J=6Hz), 7.92 (2H, d, J=9Hz), 7.69 (2H, d, J=9Hz), 7.64 (2H, d, J=9Hz), 7.14 (1H, s), 7.02 (2H, d, J=9Hz), 4.63 (1H, t, J=5Hz), 4.10 (2H, t, J=7Hz), 3.45 (2H, q, J=6Hz), 3.23 (2H, q, J=6Hz), 1.64 (2H, q, J=7Hz), 0.87-0.81 (1H, m), 0.47-0.42 (2H, m), 0.16-0.12 (2H, m).

(Example 20) 2-[[[(Z)-2-[4-(2-cyclopropylethoxy)benzoyl]amino]-3-(4-cyclopropylphenyl)propen-2-oyl]amino] ethyl acetate (Exemplary Compound No. 3-112)

[0269]



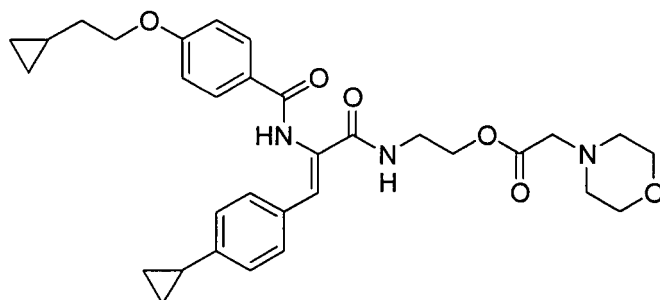
[0270] Acetyl chloride (97.0 μ L, 1.36 mmol) and 1,4-diazabicyclo[2.2.2]octane (287 mg, 2.56 mmol) were added to a solution of dichloromethane (2 mL) containing 4-(2-cyclopropylethoxy)-N-[(Z)-2-(4-cyclopropylphenyl)-1-[[2-(hydroxyethyl)amino]carbonyl]vinyl]benzamide (197 mg, 0.453 mmol) prepared in Example 9 (9d). The mixture was stirred at room temperature for 14 hours, and then water was added thereto to terminate the reaction. The mixture was extracted with dichloromethane, and the organic layer was concentrated. The resulting residue was purified by silica gel column chromatography (hexane : ethyl acetate, 1:3, v/v) to give 146 mg of the title compound (white powder, yield: 68%). mp: 80 to 82°C;

[0271] ^1H -nuclear magnetic resonance spectrum (400 MHz, CDCl_3) δ ppm: 7.80 (2H, d, J=9Hz), 7.65 (1H, brs), 7.28 (2H, d, J=8Hz), 7.04 (1H, s), 6.99 (2H, d, J=8Hz), 6.93 (2H, d, J=9Hz), 6.73 (1H, brt, J=5Hz), 4.20 (2H, t, J=5Hz), 4.08

(2H, t, J=7Hz), 3.60 (2H, q, J=5Hz), 2.03 (3H, s), 1.89-1.82 (1H, m), 1.70 (2H, q, J=7Hz), 1.00-0.96 (2H, m), 0.90-0.84 (1H, m), 0.71-0.67 (2H, m), 0.53-0.48 (2H, m), 0.16-0.12 (2H, m).

(Example 21) 2-[[[(2Z)-2-[[4-(2-Cyclopropylethoxy)benzoyl]amino]-3-(4-cyclopropylphenyl)propen-2-oyl]amino]ethyl morpholin-4-yl acetate (Exemplary Compound No. 3-187)

[0272]

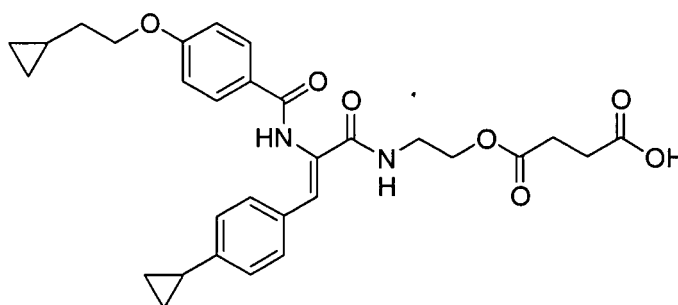


[0273] According to the method disclosed in the document (J. Med. Chem., (1994), 37, 4538-4554), 73 mg of the title compound (white amorphous, yield: 16%) was synthesized using 4-(2-cyclopropylethoxy)-N-((Z)-2-(4-cyclopropylphenyl)-1-[[[(2-hydroxyethyl)amino]carbonyl]vinyl]benzamide (355 mg, 0.817 mmol) prepared in Example 9 (9d). MS (ESI) m/z: 562 [M + H]⁺;

[0274] ¹H-nuclear magnetic resonance spectrum (500 MHz, DMSO-d₆) δ ppm: 9.71 (1H, s), 8.13 (1H, brt, J=6Hz), 7.97 (2H, d, J=9Hz), 7.42 (2H, d, J=8Hz), 7.13 (1H, s), 7.05 (2H, d, J=8Hz), 7.03 (2H, d, J=8Hz), 4.13-4.09 (4H, m), 3.56-3.54 (4H, m), 3.41-3.38 (2H, m), 3.19 (2H, s), 2.48-2.47 (4H, m), 1.90-1.85 (1H, m), 1.65 (2H, q, J=6Hz), 0.94-0.93 (2H, m), 0.87-0.82 (1H, m), 0.68-0.65 (2H, m), 0.47-0.43 (2H, m), 0.15-0.14 (2H, m).

(Example 22) 2-[[[(2Z)-2-[[4-(2-Cyclopropylethoxy)benzoyl]amino]-3-(4-cyclopropylphenyl)propen-2-oyl]amino]ethyl succinate (Exemplary Compound No. 3-117)

[0275]

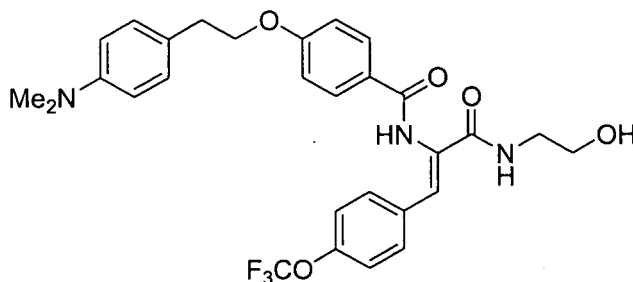


[0276] According to the method disclosed in the document (Tetrahedron Lett., (1989), 30, 5045-5048), 198 mg of the title compound (white powder, yield: 88%) was synthesized using 4-(2-cyclopropylethoxy)-N-((Z)-2-(4-cyclopropylphenyl)-1-[[[(2-hydroxyethyl)amino]carbonyl]vinyl]benzamide (182 mg, 0.817 mmol) prepared in Example 9 (9d). mp: 118°C (dec.)

[0277] ¹H-nuclear magnetic resonance spectrum (500 MHz, DMSO-d₆) δ ppm: 12.22 (1H, s), 9.71 (1H, s), 8.15 (1H, brt, J=6Hz), 7.98 (2H, d, J=8Hz), 7.43 (2H, d, J=8Hz), 7.14 (1H, s), 7.04 (2H, d, J=8Hz), 7.02 (2H, d, J=8Hz), 4.11 (2H, t, J=7Hz), 4.06 (2H, t, J=6Hz), 3.38 (2H, q, J=6Hz), 2.52-2.46 (4H, m), 1.90-1.85 (1H, m), 1.65 (2H, q, J=7Hz), 0.95-0.92 (2H, m), 0.89-0.81 (1H, m), 0.68-0.64 (2H, m), 0.47-0.43 (2H, m), 0.16-0.13 (2H, m).

(Example 23) 4-{2-[4-(Dimethylamino)phenyl]ethoxy}-N-[(Z)-1-[(2-hydroxyethyl)amino]carbonyl]-2-[4-(trifluoromethoxy)phenyl]vinyl]benzamide (Exemplary Compound No. 1-166)

[0278]



(23a) 4-{2-[4-(Dimethylamino)phenyl]ethoxy}benzoic acid

[0279] The same reaction as in Example 9 (9a) was conducted using 2-[4-(dimethylamino)phenyl]ethanol (567 mg, 3.43 mmol) to give 567 mg of the title compound (powder, yield: 63%).

[0280] ¹H-nuclear magnetic resonance spectrum (400 MHz, DMSO-d₆) δ ppm: 12.56 (1H, brs), 7.84 (2H, d, J=9Hz), 7.11 (2H, d, J=9Hz), 6.98 (2H, d, J=9Hz), 6.66 (2H, d, J=9Hz), 4.16 (2H, t, J=7Hz), 2.92 (2H, t, J=7Hz), 2.84 (6H, s).

(23b) N-(4-{2-[4-(Dimethylamino)phenyl]ethoxy}benzoyl)glycine

[0281] N-Ethyl-N,N-diisopropylamine (388 μL, 2.23 mmol) and 4-(4,6-dimethoxy-1,3,5-triazin-2-yl)-4-methylmorpholinium chloride (615 mg, 2.22 mmol) were added to a solution of ethanol (10 mL) containing 4-{2-[4-(dimethylamino)phenyl]ethoxy}benzoic acid (567 mg, 1.99 mmol) prepared in Example 23 (23a) and glycine methyl ester hydrochloride (280 mg, 2.23 mmol). The mixture was stirred at room temperature for 18 hours, and a saturated sodium hydrogen carbonate aqueous solution was added thereto to terminate the reaction. The mixture was extracted with ethyl acetate twice, and the organic layers were dried over anhydrous magnesium sulfate. Then, the solvent was evaporated. The resulting residue was purified by silica gel column chromatography (hexane : ethyl acetate, 1:1 to 2:5, v/v) to give an oily compound. To a solution of ethanol (6 mL) containing the resulting compound, a 2 M lithium hydroxide aqueous solution (1.60 mL, 3.20 mmol) was added. The mixture was stirred at 60°C for 40 minutes, and then 10% hydrochloric acid (3.5 mL) was added thereto under ice-cooling. The mixture was extracted with ethyl acetate, and the organic layers were combined, washed with saturated brine, and dried over anhydrous magnesium sulfate. The solvent was evaporated to give 395 mg of the title compound (white powder, yield: 58%).

[0282] ¹H-nuclear magnetic resonance spectrum (400 MHz, DMSO-d₆) δ ppm: 12.50 (1H, brs), 8.65 (1H, brt, J=6Hz), 7.80 (2H, d, J=9Hz), 7.11 (2H, d, J=9Hz), 6.98 (2H, d, J=9Hz), 6.66 (2H, d, J=9Hz), 4.15 (2H, t, J=7Hz), 3.87 (2H, d, J=6Hz), 2.92 (2H, t, J=7Hz), 2.84 (6H, s).

(23c) (4Z)-2-(4-{2-[4-(Dimethylamino)phenyl]ethoxy}phenyl)-4-[4-(trifluoromethoxy)benzylidene]-1,3-oxazol-5(4H)-one

[0283] A mixture of N-(4-{2-[4-(dimethylamino)phenyl]ethoxy}benzoyl)glycine (241 mg, 0.676 mmol) prepared in Example 23 (23b), 4-(trifluoromethoxy)benzaldehyde (106 μL, 0.742 mmol), sodium acetate (83.9 mg, 1.02 mmol), and acetic anhydride (319 μL, 3.38 mmol) was stirred at 120°C for 15 minutes and then allowed to cool to room temperature. A saturated sodium hydrogen carbonate aqueous solution, hexane, and ethanol were added to the resulting solidified product which was washed by ultrasonic vibration. The precipitate was collected by filtration and dried by heating under reduced pressure to give 234 mg of the title compound (orange solid, yield: 70%).

[0284] ¹H-nuclear magnetic resonance spectrum (400 MHz, CDCl₃) δ ppm: 8.25 (2H, d, J=9Hz), 8.11 (2H, d, J=9Hz), 7.31 (2H, d, J=9Hz), 7.18 (2H, d, J=8Hz), 7.13 (1H, s), 7.02 (2H, d, J=9Hz), 6.73 (2H, d, J=8Hz), 4.22 (2H, t, J=7Hz), 3.05 (2H, t, J=7Hz), 2.94 (6H, s).

(23d) 4-{2-[4-(Dimethylamino)phenyl]ethoxy}-N-[(Z)-1-[(2-hydroxyethyl)amino]carbonyl]-2-[4-(trifluoromethoxy)phenyl]vinyl]benzamide

[0285] 2-Aminoethanol (57 μL, 0.944 mmol) was added to a solution of ethanol (0.5 mL) containing (4Z)-2-(4-

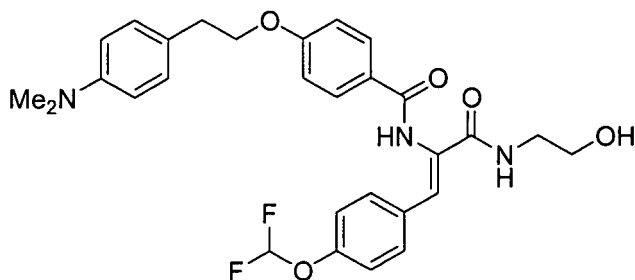
{2-[4-(dimethylamino)phenyl]ethoxy}phenyl)-4-[4-(trifluoromethoxy)benzylidene]-1,3-oxazol-5(4H)-one (234 mg, 0.471 mmol) prepared in Example 23 (23c). The mixture was stirred at 60°C for 2.5 hours, and then the solvent was evaporated. The resulting residue was purified by silica gel column chromatography (ethyl acetate : methanol, 50:1, v/v) to give 167 mg of the title compound (white amorphous solid, yield: 64%).

MS (FAB) m/z: 558 [M + H]⁺;

[0286] ¹H-nuclear magnetic resonance spectrum (400 MHz, DMSO-d₆) δ ppm: 9.79 (1H, s), 8.07 (1H, brt, J=5Hz), 7.95 (2H, d, J=9Hz), 7.64 (2H, d, J=9Hz), 7.34 (2H, d, J=8Hz), 7.16 (1H, s), 7.14 (2H, d, J=8Hz), 7.04 (2H, d, J=9Hz), 6.69 (2H, d, J=9Hz), 4.64 (1H, t, J=5Hz), 4.19 (2H, q, J=7Hz), 3.45 (2H, q, J=6Hz), 3.23 (2H, q, J=6Hz), 2.94 (2H, t, J=7Hz), 2.85 (6H, s).

(Example 24) N-((Z)-2-[4-(Difluoromethoxy)phenyl]-1-[(2-hydroxyethyl)amino]carbonyl]vinyl)-4-{2-[4-(dimethylamino)phenyl]ethoxy}benzamide (Exemplary Compound No. 1-165)

[0287]



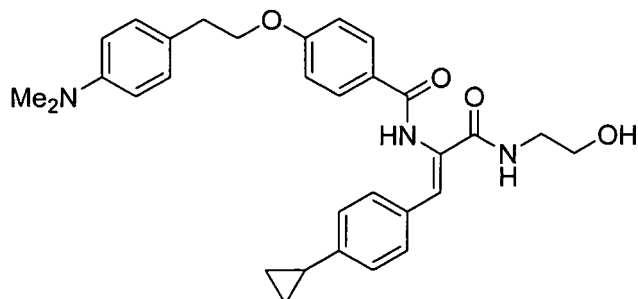
[0288] The same reaction as in Example 23 (23c) was conducted using N-(4-{2-[4-(dimethylamino)phenyl]ethoxy}benzoyl)glycine (230 mg) prepared in Example 23 (23b) and 4-(difluoromethoxy)benzaldehyde (93.8 μL) to give the corresponding oxazolone (387 mg). Then, the same reaction as in Example 23 (23d) was conducted using all this oxazolone to give 247 mg of the title compound (white amorphous solid).

MS (FAB) m/z: 540 [M + H]⁺;

[0289] ¹H-nuclear magnetic resonance spectrum (500 MHz, DMSO-d₆) δ ppm: 9.73 (1H, s), 8.02 (1H, brt, J=5Hz), 7.95 (2H, d, J=9Hz), 7.58 (2H, d, J=9Hz), 7.25 (1H, t, J=7.4Hz), 7.18 (1H, s), 7.14 (2H, d, J=8Hz), 7.13 (2H, d, J=9Hz), 7.04 (2H, d, J=9Hz), 6.69 (2H, d, J=9Hz), 4.63 (1H, t, J=5Hz), 4.19 (2H, t, J=7Hz), 3.44 (2H, q, J=6Hz), 3.23 (2H, q, J=6Hz), 2.94 (2H, t, J=7Hz), 2.85 (6H, s).

(Example 25) N-((Z)-2-(4-Cyclopropylphenyl)-1-[(2-hydroxyethyl)amino]carbonyl]vinyl)-4-{2-[4-(dimethylamino)phenyl]ethoxy}benzamide (Exemplary Compound No. 1-172)

[0290]



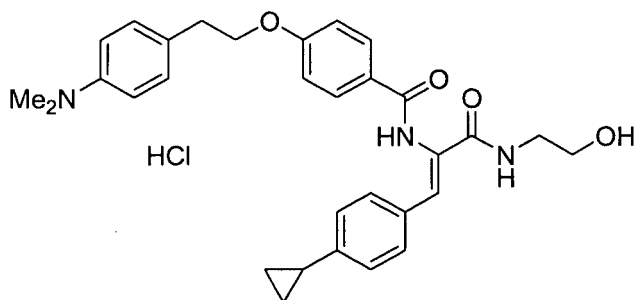
[0291] The same reaction as in Example 23 (23c) was conducted using N-(4-{2-[4-(dimethylamino)phenyl]ethoxy}benzoyl)glycine (324 mg) prepared in Example 23 (23b) and 4-cyclopropylbenzaldehyde (170 mg) prepared in Example 5 to give the corresponding oxazolone (360 mg). Then, the same reaction as in Example 23 (23d) was conducted using all this oxazolone to give 293 mg of the title compound (white amorphous solid).

MS (FAB) m/z: 514 [M + H]⁺;

[0292] ¹H-nuclear magnetic resonance spectrum (400 MHz, DMSO-d₆) δ ppm: 9.69 (1H, s), 7.97-7.93 (3H, m), 7.41 (2H, d, J=7Hz), 7.17 (1H, s), 7.15 (2H, d, J=8Hz), 7.04 (2H, d, J=8Hz), 7.02 (2H, d, J=8Hz), 6.69 (2H, d, J=7Hz), 4.63 (1H, t, J=5Hz), 4.20 (2H, t, J=7Hz), 3.43 (2H, q, J=6Hz), 3.22 (2H, q, J=6Hz), 2.94 (2H, t, J=7Hz), 2.86 (6H, s), 1.90-1.84 (1H, m), 0.95-0.91 (2H, m), 0.67-0.64 (2H, m).

(Example 26) N-((Z)-2-(4-Cyclopropylphenyl)-1-[[2-(2-hydroxyethyl)amino] carbonyl] vinyl)-4- {2-[4-(dimethylamino)phenyl]ethoxy}benzamide hydrochloride (Exemplary Compound No.1-172)

[0293]



[0294] A mixture solution of a 4 N hydrochloric acid ethyl acetate solution (97 μL, 0.388 mmol) and methanol (680 μL) was added to a solution of methanol (3 mL) containing N-((Z)-2-(4-cyclopropylphenyl)-1-[[2-(2-hydroxyethyl)amino] carbonyl]vinyl)-4-{2-[4-(dimethylamino)phenyl]ethoxy}benzamide (133 mg, 0.259 mmol) prepared in Example 25. The resulting mixture was stirred at room temperature for 45 minutes. The reaction mixture was concentrated and dried to give 150 mg of the title compound (white amorphous solid).

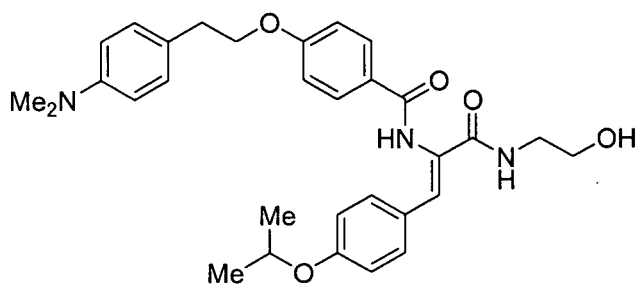
Elemental analysis (%), as C₃₁H₃₅N₃O₄·HCl·3/2H₂O:

Theoretical value: C, 64.52; H, 6.81; N, 7.28; Cl, 6.14,

Measured value: C, 64.47; H, 6.86; N, 6.82; Cl, 5.75.

(Example 27) 4-{2-[4-(Dimethylamino)phenyl]ethoxy}-N-[(Z)-1-[[2-(2-hydroxyethyl)amino]carbonyl]-2-(4-isopropoxyphenyl)vinyl]benzamide (Exemplary Compound No. 1-163)

[0295]



[0296] The same reaction as in Example 23 (23c) was conducted using N-(4-{2-[4-(dimethylamino)phenyl]ethoxy} benzoyl)glycine (255 mg) prepared in Example 23 (23b) and 4-(isopropoxy)benzaldehyde (174 mg) to give the corresponding oxazolone (189 mg). Then, the same reaction as in Example 23 (23d) was conducted using 185 mg of this oxazolone to give 89 mg of the title compound (white amorphous solid).

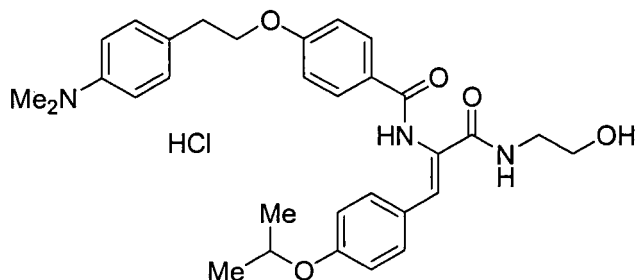
MS (FAB) m/z: 532 [M + H]⁺;

[0297] ¹H-nuclear magnetic resonance spectrum (400 MHz, DMSO-d₆) δ ppm: 9.63 (1H, brs), 7.94 (2H, d, J=9Hz), 7.86 (1H, brt, J=5Hz), 7.44 (2H, d, J=9Hz), 7.16 (1H, s), 7.12 (2H, d, J=9Hz), 7.02 (2H, d, J=9Hz), 6.84 (2H, d, J=9Hz), 6.67 (2H, d, J=9Hz), 4.63-4.57 (2H, m), 4.18 (2H, t, J=7Hz), 3.42 (2H, q, J=6Hz), 3.21 (2H, q, J=6Hz), 2.93 (2H, t, J=7Hz), 2.85 (6H, s), 1.22 (6H, d, J=6Hz).

EP 1 880 720 A1

(Example 28) 4-{2-[4-(Dimethylamino)phenyl]ethoxy}-N-[(Z)-1-[(2-hydroxyethyl)amino]carbonyl]-2-(4-isopropoxyphenyl)vinyl]benzamide hydrochloride (Exemplary Compound No. 1-163)

[0298]



[0299] A mixture solution of a 4 N hydrochloric acid ethyl acetate solution (27 μ L, 0.108 mmol) and methanol (186 μ L) was added to a solution of methanol (1 mL) containing 4-{2-[4-(dimethylamino)phenyl]ethoxy}-N-[(Z)-1-[(2-hydroxyethyl)amino]carbonyl]-2-(4-isopropoxyphenyl)vinyl]benzamide (37.7 mg, 0.071 mmol) prepared in Example 27. The resulting mixture was stirred at room temperature for 40 minutes. The reaction mixture was concentrated and dried to give 42.3 mg of the title compound (white powder, yield: 99%).

mp: 103 to 105°C;

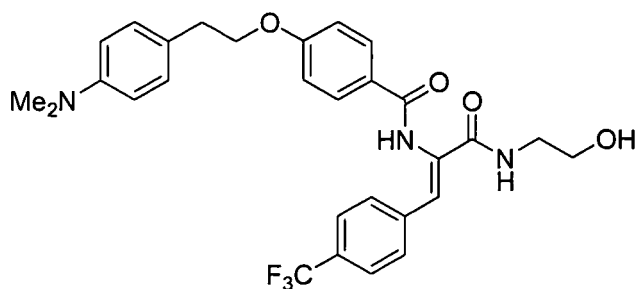
Elemental analysis (%), as $C_{31}H_{37}N_3O_5 \cdot HCl \cdot 2H_2O$:

Theoretical value: C, 61.63; H, 7.01; N, 6.96; Cl, 5.87,

Measured value: C, 61.62; H, 6.74; N, 6.93; Cl, 5.67.

(Example 29) 4-{2-[4-(Dimethylamino)phenyl]ethoxy}-N-[(Z)-1-[(2-hydroxyethyl)amino]carbonyl]-2-[4-(trifluoromethyl)phenyl]vinyl]benzamide (Exemplary Compound No. 1-173)

[0300]



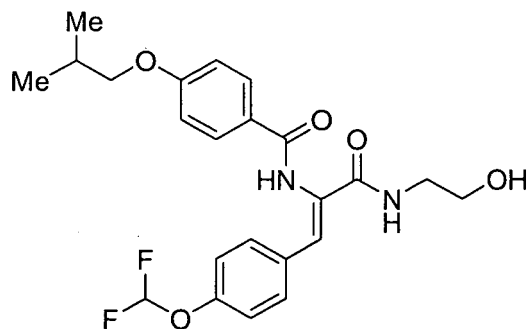
[0301] The same reaction as in Example 23 (23c) was conducted using N-(4-{2-[4-(dimethylamino)phenyl]ethoxy}benzoyl)glycine (202 mg) prepared in Example 23 (23b) and 4-(trifluoromethyl)benzaldehyde (90.6 μ L) to give the corresponding oxazolone (241 mg). Then, the same reaction as in Example 23 (23d) was conducted using all this oxazolone to give 165 mg of the title compound (white amorphous solid).

MS (FAB) m/z: 542 [M + H]⁺;

[0302] ¹H-nuclear magnetic resonance spectrum (400 MHz, DMSO-d₆) δ ppm: 9.84 (1H, s), 8.16 (1H, brt, J=6Hz), 7.93 (2H, d, J=8Hz), 7.70 (4H, s), 7.16 (1H, s), 7.14 (2H, d, J=8Hz), 7.04 (2H, d, J=8Hz), 6.69 (2H, d, J=8Hz), 4.65 (1H, t, J=5Hz), 4.19 (2H, t, J=7Hz), 3.45 (2H, q, J=6Hz), 3.23 (2H, q, J=6Hz), 2.94 (2H, t, J=7Hz), 2.85 (6H, s).

(Example 30) N-[(Z)-2-[4-(Difluoromethoxy)phenyl]-1-[(2-hydroxyethyl)amino]carbonyl]vinyl]-4-isobutoxybenzamide (Exemplary Compound No. 1-4)

[0303]



(30a) N-(4-Isobutoxybenzoyl)glycine

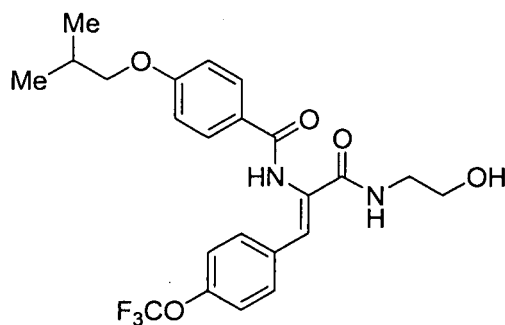
[0304] The same reaction as in Example 9 (9b) was conducted using 4-isobutoxybenzoic acid (55.0 g, 283 mmol) prepared according to the method disclosed in the document (J. Am. Chem. Soc., 61, 3050 (1939)) to give 50.2 g of the title compound (colorless crystalline solid, yield: 71%).
mp: 140 to 142°C

(30b) N-((Z)-2-[4-(Difluoromethoxy)phenyl]-1-[[2-(hydroxyethyl)amino]carbonyl]vinyl)-4-isobutoxybenzamide

[0305] The same reaction as in Example 9 (9c) was conducted using N-(4-isobutoxybenzoyl)glycine (184 mg) prepared in Example 30 (30a) and 4-(difluoromethoxy)benzaldehyde (165 mg) to give 195 mg of the corresponding oxazolone. Then, the same reaction as in Example 9 (9d) was conducted using all this oxazolone to give 99 mg of the title compound (white powder).
mp: 75 to 78°C;

[0306] ¹H-nuclear magnetic resonance spectrum (400 MHz, CDCl₃) δ ppm: 8.17 (1H, brs), 7.78 (2H, d, J=9Hz), 7.35 (2H, d, J=9Hz), 7.02 (2H, d, J=9Hz), 6.97 (1H, brt, J=5Hz), 6.94 (1H, s), 6.89 (2H, d, J=9Hz), 6.47 (1H, t, J=74Hz), 3.75 (2H, d, J=7Hz), 3.73-3.72 (2H, m), 3.44 (2H, q, J=5Hz), 3.26 (1H, brs), 2.10 (1H, sept, J=7Hz), 1.04 (6H, d, J=7Hz).

(Example 31) N-((Z)-1-[[2-(Hydroxyethyl)amino]carbonyl]-2-[4-(trifluoromethoxy)phenyl]vinyl)-4-isobutoxybenzamide (Exemplary Compound No. 1-5)

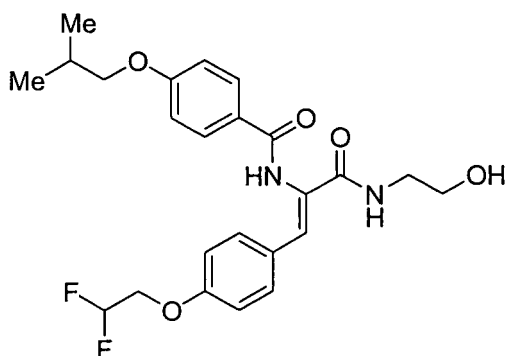
[0307]

[0308] The same reaction as in Example 9 (9c) was conducted using N-(4-isobutoxybenzoyl)glycine (539 mg) prepared in Example 30 (30a) and 4-(trifluoromethoxy)benzaldehyde (351 μL) to give the corresponding oxazolone (659 mg). Then, the same reaction as in Example 9 (9d) was conducted using 106 mg of this oxazolone to give 58 mg of the title compound (white powder).
mp: 170 to 171 °C;

[0309] ¹H-nuclear magnetic resonance spectrum (400 MHz, CDCl₃) δ ppm: 7.76 (3H, brd, J=9Hz), 7.39 (2H, d, J=9Hz), 7.15 (2H, d, J=8Hz), 7.01 (1H, s), 6.91 (2H, d, J=9Hz), 6.68 (1H, brt, J=6Hz), 3.78 (2H, brs), 3.76 (2H, d, J=7Hz), 3.51 (2H, q, J=5Hz), 2.97 (1H, brs), 2.11 (1H, sept, J=7Hz), 1.04 (6H, d, J=7Hz).

(Example 32) N-((Z)-2-[4-(2,2-Difluoroethoxy)phenyl]-1-[[2-(hydroxyethyl)amino]carbonyl]vinyl)-4-isobutoxybenzamide (Exemplary Compound No. 1-7)

[0310]



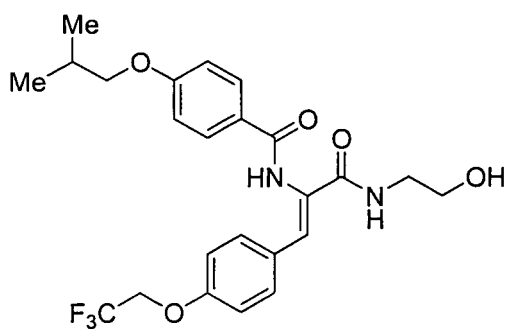
[0311] The same reaction as in Example 9 (9c) was conducted using N-(4-isobutoxybenzoyl)glycine (184 mg) prepared in Example 30 (30a) and 4-(2,2-difluoroethoxy)benzaldehyde (150 mg) prepared in Example 4 (4a) to give the corresponding oxazolone (256 mg). Then, the same reaction as in Example 9 (9d) was conducted using 122 mg of this oxazolone to give 63 mg of the title compound (white powder).

mp: 150 to 151°C;

[0312] ¹H-nuclear magnetic resonance spectrum (400 MHz, DMSO-d₆) δ ppm: 9.66 (1H, brs), 7.97-7.90 (3H, m), 7.49 (2H, d, J=9Hz), 7.18 (1H, s), 7.02 (2H, d, J=9Hz), 6.95 (2H, d, J=9Hz), 6.34 (1H, tt, J=54Hz, 4Hz), 4.62 (1H, brt, J=5Hz), 4.29 (2H, td, J=15Hz, 3Hz), 3.83 (2H, d, J=6Hz), 3.43 (2H, q, J=6Hz), 3.21 (2H, q, J=6Hz), 2.04 (1H, sept, J=7Hz), 1.00 (6H, d, J=7Hz).

(Example 33) N-((Z)-1-[[2-(Hydroxyethyl)amino]carbonyl]-2-[4-(2,2,2-trifluoroethoxy)phenyl]vinyl)-4-isobutoxybenzamide (Exemplary Compound No. 1-8)

[0313]



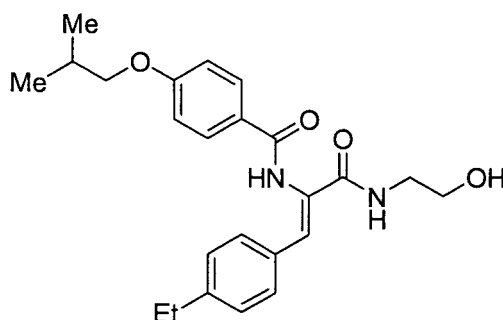
[0314] The same reaction as in Example 9 (9c) was conducted using N-(4-isobutoxybenzoyl)glycine (500 mg) prepared in Example 30 (30a) and 4-(2,2,2-trifluoroethoxy)benzaldehyde (447 mg) prepared in Example 13 (13a) to give the corresponding oxazolone (592 mg). Then, the same reaction as in Example 9 (9d) was conducted using 100 mg of this oxazolone to give 85 mg of the title compound (white solid).

mp: 176 to 178°C;

[0315] ¹H-nuclear magnetic resonance spectrum (400 MHz, CDCl₃) δ ppm: 7.80 (2H, d, J=9Hz), 7.70 (1H, brs), 7.38 (2H, d, J=9Hz), 7.08 (1H, s), 6.94 (2H, d, J=9Hz), 6.90 (2H, d, J=9Hz), 6.66 (1H, brs), 4.33 (2H, q, J=8Hz), 3.80-3.76 (4H, m), 3.52 (2H, q, J=5Hz), 2.10 (1H, sept, J=7Hz), 1.05 (6H, d J=7Hz).

(Example 34) N-((Z)-2-(4-Ethylphenyl)-1- [[(2-hydroxyethyl)amino]carbonyl]vinyl)-4-isobutoxybenzamide (Exemplary Compound No. 1-10)

[0316]



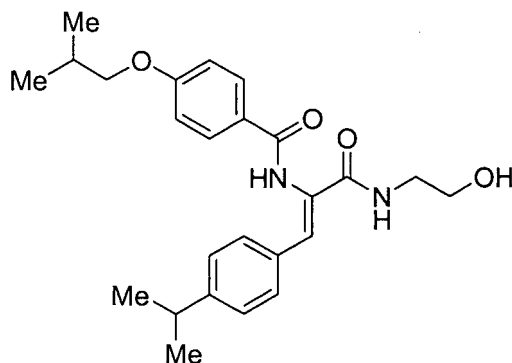
[0317] The same reaction as in Example 9 (9c) was conducted using N-(4-isobutoxybenzoyl)glycine (520 mg) prepared in Example 30 (30a) and 4-ethylbenzaldehyde (312 μ L) to give the corresponding oxazolone (442 mg). The same reaction as in Example 9 (9d) was conducted using 122 mg of this oxazolone to give 110 mg of the title compound (white powder).

mp: 174 to 176°C;

[0318] ^1H -nuclear magnetic resonance spectrum (400 MHz, CDCl_3) δ ppm: 7.81 (2H, d, $J=9\text{Hz}$), 7.61 (1H, brs), 7.33 (2H, d, $J=8\text{Hz}$), 7.19 (2H, d, $J=8\text{Hz}$), 7.10 (1H, s), 6.95 (2H, d, $J=9\text{Hz}$), 6.56 (1H, t, $J=6\text{Hz}$), 3.83-3.80 (2H, m), 3.78 (2H, d, $J=7\text{Hz}$), 3.53 (2H, q, $J=5\text{Hz}$), 2.64 (2H, q, $J=7\text{Hz}$), 2.11 (1H, quint, $J=7\text{Hz}$), 1.23 (3H, t, $J=7\text{Hz}$), 1.04 (6H, d, $J=7\text{Hz}$).

(Example 35) N-[(Z)-1-[[[2-Hydroxyethyl)amino]carbonyl]-2-(4-isopropylphenyl)vinyl]-4-isobutoxybenzamide (Exemplary Compound No. 1-11)

[0319]



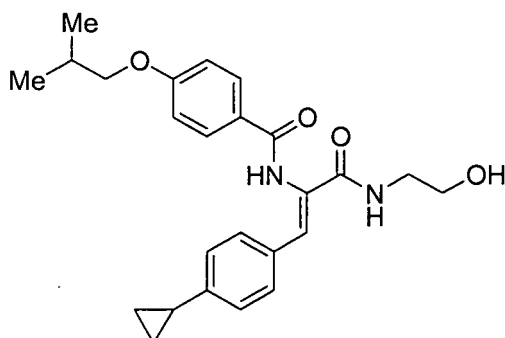
[0320] The same reaction as in Example 9 (9c) was conducted using N-(4-isobutoxybenzoyl)glycine (183 mg) prepared in Example 30 (30a) and 4-isopropylbenzaldehyde (118 mg) to give the corresponding oxazolone (188 mg). Then, the same reaction as in Example 9 (9d) was conducted using all this oxazolone to give 127 mg of the title compound (white powder).

mp: 178 to 180°C;

[0321] ^1H -nuclear magnetic resonance spectrum (400 MHz, CDCl_3) δ ppm: 8.06 (1H, brs), 7.80 (2H, d, $J=9\text{Hz}$), 7.31 (2H, d, $J=8\text{Hz}$), 7.16 (2H, d, $J=8\text{Hz}$), 7.00 (1H, s), 6.90-6.88 (3H, m), 3.75 (2H, d, $J=6\text{Hz}$), 3.71 (2H, q, $J=5\text{Hz}$), 3.43-3.40 (3H, m), 2.86 (1H, sept, $J=7\text{Hz}$), 2.10 (1H, sept, $J=7\text{Hz}$), 1.22 (6H, d, $J=7\text{Hz}$), 1.04 (6H, d, $J=7\text{Hz}$).

(Example 36) N-((Z)-2-(4-Cyclopropylphenyl)-1-[[2-(2-hydroxyethyl)amino]carbonyl]vinyl)-4-isobutoxybenzamide (Exemplary Compound No. 1-12)

[0322]



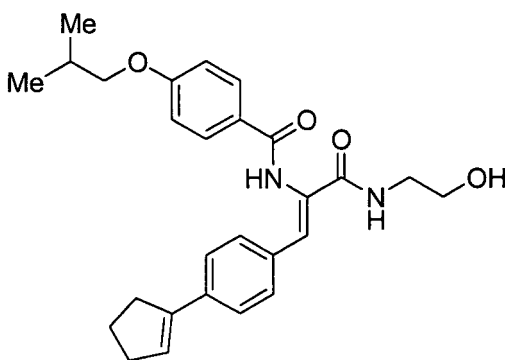
[0323] The same reaction as in Example 9 (9c) was conducted using N-(4-isobutoxybenzoyl)glycine (215 mg) prepared in Example 30 (30a) and 4-cyclopropylbenzaldehyde (135 mg) prepared in Example 5 to give the corresponding oxazolone (215 mg). Then, the same reaction as in Example 9 (9d) was conducted using all this oxazolone to give 126 mg of the title compound (white powder).

mp: 180 to 181°C;

[0324] ¹H-nuclear magnetic resonance spectrum (400 MHz, DMSO-d₆) δ ppm: 9.69 (1H, brs), 7.96 (2H, d, J=9Hz), 7.94 (1H, brt, J=6Hz), 7.42 (2H, d, J=8Hz), 7.17 (1H, s), 7.04 (2H, d, J=9Hz), 7.02 (2H, d, J=8Hz), 4.62 (1H, t, J=5Hz), 3.84 (2H, d, J=6Hz), 3.43 (2H, q, J=6Hz), 3.22 (2H, q, J=6Hz), 2.05 (1H, sept, J=7Hz), 1.90-1.85 (1H, m), 1.00 (6H, d, J=7Hz), 0.95-0.91 (2H, m), 0.67-0.64 (2H, m).

(Example 37) N-((Z)-2-(4-Cyclopent-1-en-1-ylphenyl)-1-[[2-(2-hydroxyethyl)amino]carbonyl]vinyl)-4-isobutoxybenzamide (Exemplary Compound No. 1-14)

[0325]



(37a) 4-Cyclopent-1-en-1-ylbenzaldehyde

[0326] n-Butyllithium (7.2 mL, 1.56 M hexane solution, 11.2 mmol) was added to a solution in THF (25 mL) of 1-bromo-4-(dimethoxymethyl)benzene (2.29 g, 9.91 mmol) at -78°C. The mixture was stirred at the same temperature for 2 hours, and then cyclopentanone (1.34 mL, 15.1 mmol) was added thereto. The resulting mixture was heated to room temperature and then stirred for 1 hour. The reaction was terminated by adding a saturated ammonium chloride aqueous solution, and an extraction with ethyl acetate was conducted three times. The resulting organic layers were washed with water and saturated brine and then dried over anhydrous magnesium sulfate. The solvent was evaporated, and the resulting residue was purified by silica gel column chromatography (hexane : ethyl acetate, 5:1, v/v) to give an oily compound. Trifluoroacetic acid (9 mL) was added to a dichloromethane-water (9.1 mL, 100:1, v/v) mixture solution containing the

resulting oily compound at room temperature, and the mixture was continuously stirred for 20 minutes. The solvent was evaporated, and the resulting residue was purified by silica gel column chromatography (hexane : ethyl acetate, 10:1, v/v) to give 1.18 g of the title compound (light brown crystalline solid, yield: 90%).

[0327] ¹H-nuclear magnetic resonance spectrum (400 MHz, CDCl₃) δ ppm: 9.97 (1H, s), 7.83 (2H, d, J=8Hz), 7.58 (2H, d, J=8Hz), 6.41-6.40 (1H, m), 2.77-2.73 (2H, m), 2.60-2.56 (2H, m), 2.06 (2H, quint, J=7Hz).

(37b) N-((Z)-2-(4-Cyclopent-1-en-1-ylphenyl)-1-[[2-(2-hydroxyethyl)amino]carbonyl]vinyl)-4-isobutoxybenzamide

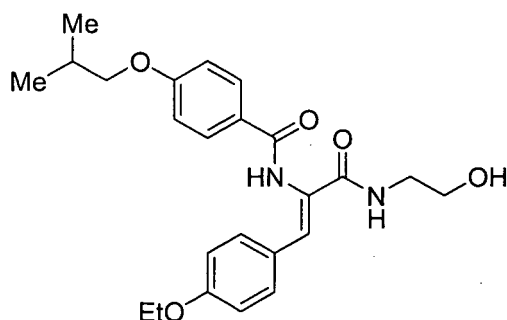
[0328] The same reaction as in Example 9 (9c) was conducted using N-(4-isobutoxybenzoyl)glycine (216 mg) prepared in Example 30 (30a) and 4-cyclopent-1-en-1-ylbenzaldehyde (157 mg) prepared in Example 37 (37a) to give the corresponding oxazolone (194 mg). Then, the same reaction as in Example 9 (9d) was conducted using all this oxazolone to give 128 mg of the title compound (white amorphous solid).

MS (FAB) m/z: 449 [M + H]⁺;

[0329] ¹H-nuclear magnetic resonance spectrum (400 MHz, DMSO-d₆) δ ppm: 9.72 (1H, s), 7.98-7.94 (3H, m), 7.48 (2H, d, J=8Hz), 7.39 (2H, d, J=8Hz), 7.16 (1H, s), 7.02 (2H, d, J=8Hz), 6.31 (1H, brs), 4.62 (1H, brt, J=5Hz), 3.82 (2H, d, J=6Hz), 3.43 (2H, q, J=6Hz), 3.22 (2H, q, J=6Hz), 2.63-2.59 (2H, m), 2.47-2.44 (2H, m), 2.04 (1H, sept, J=6Hz), 1.92 (2H, quint, J=7Hz), 0.99 (6H, d, J=6Hz).

(Example 38) N-((Z)-2-(4-Ethoxyphenyl)-1-[[2-(2-hydroxyethyl)amino]carbonyl]vinyl)-4-isobutoxybenzamide (Exemplary Compound No. 1-1)

[0330]



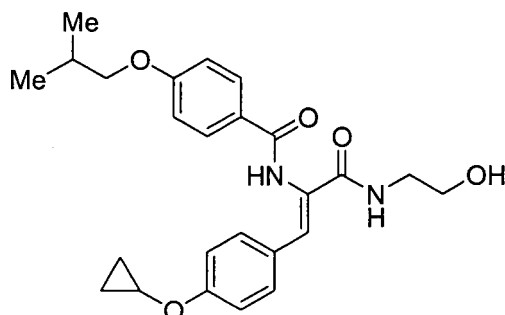
[0331] The same reaction as in Example 9 (9c) was conducted using N-(4-isobutoxybenzoyl)glycine (514 mg) prepared in Example 30 (30a) and 4-ethoxybenzaldehyde (338 mg) to give the corresponding oxazolone (422 mg). Then, the same reaction as in Example 9 (9d) was conducted using 102 mg of this oxazolone to give 54 mg of the title compound (white powder).

mp: 124 to 125°C;

[0332] ¹H-nuclear magnetic resonance spectrum (400 MHz, DMSO-d₆) δ ppm: 9.64 (1H, brs), 7.95 (2H, d, J=9Hz), 7.86 (1H, brt, J=5Hz), 7.46 (2H, d, J=9Hz), 7.17 (1H, s), 7.02 (2H, d, J=9Hz), 6.85 (2H, d, J=9Hz), 4.61 (1H, brt, J=6Hz), 4.00 (2H, q, J=7Hz), 3.83 (2H, q, J=7Hz), 3.42 (2H, q, J=6Hz), 3.21 (2H, q, J=6Hz), 2.04 (1H, sept, J=6Hz), 1.29 (3H, t, J=7Hz), 1.00 (6H, d, J=7Hz).

(Example 39) N-((Z)-2-[4-(Cyclopropyloxy)phenyl]-1-[[2-(2-hydroxyethyl)amino]carbonyl]vinyl)-4-isobutoxybenzamide (Exemplary Compound No. 1-3)

[0333]



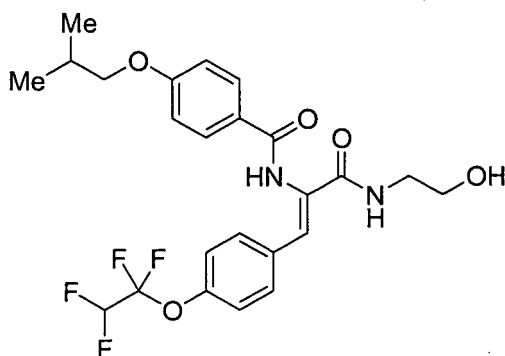
[0334] The same reaction as in Example 9 (9c) was conducted using N-(4-isobutoxybenzoyl)glycine (155 mg) prepared in Example 30 (30a) and 4-(cyclopropyloxy)benzaldehyde (200 mg) prepared in Example 6 (6c) to give the corresponding oxazolone (141 mg). Then, the same reaction as in Example 9 (9d) was conducted using 126 mg of this oxazolone to give 126 mg of the title compound (white amorphous solid).

MS (FAB) m/z: 439 [M + H]⁺;

[0335] ¹H-nuclear magnetic resonance spectrum (400 MHz, CDCl₃) δ ppm: 8.03 (1H, brs), 7.79 (2H, d, J=9Hz), 7.29 (2H, d, J=9Hz), 6.99 (1H, s), 6.93 (2H, d, J=9Hz), 6.89 (1H, t, J=6Hz), 6.87 (2H, t, J=9Hz), 3.74 (2H, d, J=6Hz), 3.71-3.67 (3H, m), 3.42 (2H, q, J=5Hz), 3.38 (1H, brs), 2.09 (1H, sept, J=7Hz), 1.04 (6H, d, J=7Hz), 0.80-0.71 (4H, m).

(Example 40) N- {(Z)-1-[(2-Hydroxyethyl)amino]carbonyl}-2-[4-(1,1,2,2-tetrafluoroethoxy)phenyl]vinyl}-4-isobutoxybenzamide (Exemplary Compound No. 1-9)

[0336]



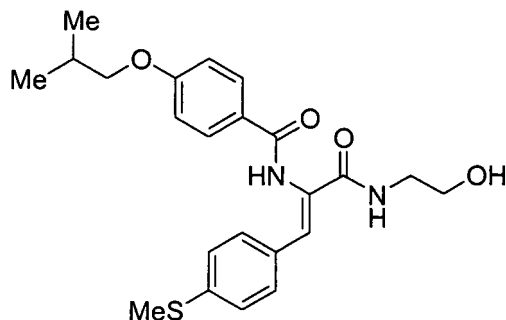
[0337] The same reaction as in Example 9 (9c) was conducted using N-(4-isobutoxybenzoyl)glycine (518 mg) prepared in Example 30 (30a) and 4-(1,1,2,2-tetrafluoroethoxy)benzaldehyde (375 μL) to give the corresponding oxazolone (715 mg). Then, the same reaction as in Example 9 (9d) was conducted using 101 mg of this oxazolone to give 89 mg of the title compound (white solid).

mp: 174 to 177°C;

[0338] ¹H-nuclear magnetic resonance spectrum (400 MHz, CDCl₃) δ ppm: 7.79 (2H, d, J=9Hz), 7.66 (1H, brs), 7.42 (2H, d, J=9Hz), 7.19 (2H, d, J=8Hz), 7.07 (1H, s), 6.95 (2H, d, J=9Hz), 6.62 (1H, brt, J=6Hz), 5.90 (1H, tt, J=53Hz, 3Hz), 3.83-3.79 (2H, m), 3.78 (2H, d, J=6Hz), 3.53 (2H, q, J=5Hz), 2.91 (1H, brs), 2.11 (1H, quint, J=7Hz), 1.04 (6H, d, J=7Hz).

(Example 41) N-[(Z)-1-[(2-Hydroxyethyl)amino]carbonyl]-2-[4-(methylthio)phenyl]vinyl]-4-isobutoxybenzamide (Exemplary Compound No. 1-15)

[0339]



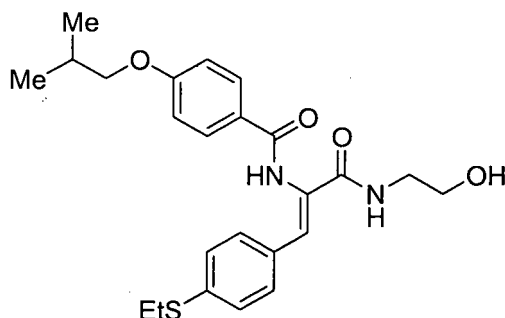
[0340] The same reaction as in Example 9 (9c) was conducted using N-(4-isobutoxybenzoyl)glycine (520 mg) prepared in Example 30 (30a) and 4-(methylthio)benzaldehyde (303 μ L) to give the corresponding oxazolone (594 mg). Then, the same reaction as in Example 9 (9d) was conducted using 129 mg of this oxazolone to give 134 mg of the title compound (white powder).

mp: 161 to 163°C;

[0341] ^1H -nuclear magnetic resonance spectrum (400 MHz, CDCl_3) δ ppm: 8.30 (1H, brs), 7.78 (2H, d, J=9Hz), 7.24 (2H, d, J=9Hz), 7.09 (2H, d, J=9Hz), 7.08 (1H, brt, J=5Hz), 6.88 (1H, s), 6.87 (2H, d, J=9Hz), 3.74 (2H, d, J=7Hz), 3.67 (2H, brs), 3.46 (1H, brs), 3.39 (2H, q, J=5Hz), 2.43 (3H, s), 2.10 (1H, sept, J=7Hz), 1.04 (6H, d, J=7Hz).

(Example 42) N-((Z)-2-[4-(Ethylthio)phenyl]-1-[[2-(2-hydroxyethyl)amino]carbonyl]vinyl)-4-isobutoxybenzamide (Exemplary Compound No. 1-16)

[0342]



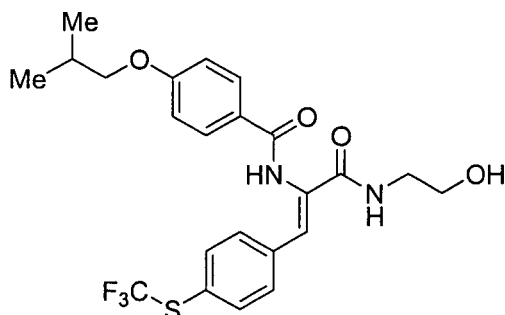
[0343] The same reaction as in Example 9 (9c) was conducted using N-(4-isobutoxybenzoyl)glycine (520 mg) prepared in Example 30 (30a) and 4-(ethylthio)benzaldehyde (387 mg) to give the corresponding oxazolone (574 mg). Then, the same reaction as in Example 9 (9d) was conducted using 100 mg of this oxazolone to give 82 mg of the title compound (white powder).

mp: 153 to 155°C;

[0344] ^1H -nuclear magnetic resonance spectrum (400 MHz, CDCl_3) δ ppm: 7.80 (2H, d, J=9Hz), 7.70 (1H, brs), 7.31 (2H, d, J=8Hz), 7.23 (2H, d, J=9Hz), 7.05 (1H, brs), 6.94 (2H, d, J=9Hz), 6.65 (1H, brs), 3.81-3.76 (4H, m), 3.51 (2H, q, J=5Hz), 3.05 (1H, brs), 2.95 (2H, q, J=7Hz), 2.16-2.04 (1H, m), 1.33 (3H, t, J=7Hz), 1.04 (6H, d, J=7Hz).

(Example 43) N-((Z)-1-[[2-(2-Hydroxyethyl)amino]carbonyl]-2-[4-[(trifluoromethyl)thio]phenyl]vinyl)-4-isobutoxybenzamide (Exemplary Compound No. 1-17)

[0345]



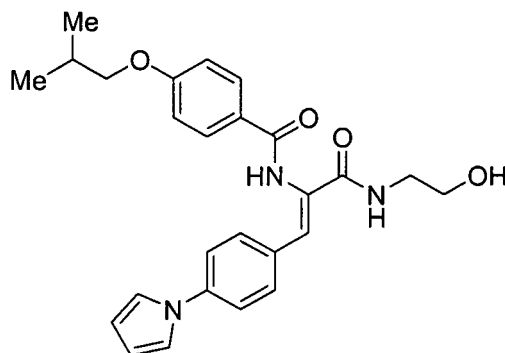
[0346] The same reaction as in Example 9 (9c) was conducted using N-(4-isobutoxybenzoyl)glycine (512 mg) prepared in Example 30 (30a) and 4-[(trifluoromethyl)thio]benzaldehyde (462 mg) to give the corresponding oxazolone (719 mg). Then, the same reaction as in Example 9 (9d) was conducted using 101 mg of this oxazolone to give 101 mg of the title compound (light yellow amorphous solid).

MS (FAB) m/z: 483 [M + H]⁺;

[0347] ¹H-nuclear magnetic resonance spectrum (400 MHz, CDCl₃) δ ppm: 8.39 (1H, brs), 7.76 (2H, d, J=9Hz), 7.53 (2H, d, J=8Hz), 7.35 (2H, d, J=8Hz), 7.07 (1H, brt, J=5Hz), 6.87 (2H, d, J=9Hz), 6.85 (1H, s), 3.75 (2H, d, J=7Hz), 3.70 (2H, q, J=4Hz), 3.40 (2H, q, J=5Hz), 3.28 (1H, brt, J=5Hz), 2.10 (1H, sept, J=7Hz), 1.04 (6H, d, J=7Hz).

(Example 44) N- {(Z)-1 - {[2-Hydroxyethyl]amino]carbonyl} -2-[4-(1H-pyrrol-1-yl)phenyl]vinyl}-4-isobutoxybenzamide (Exemplary Compound No. 1-18)

[0348]



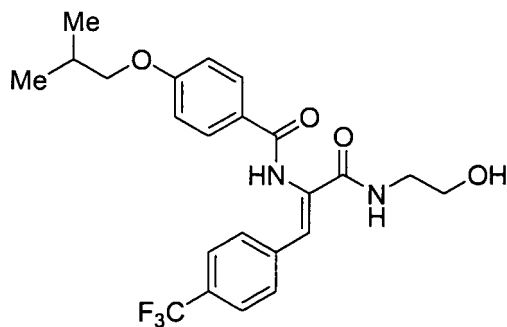
[0349] The same reaction as in Example 9 (9c) was conducted using N-(4-isobutoxybenzoyl)glycine (520 mg) prepared in Example 30 (30a) and 4-(1H-pyrrol-1-yl)benzaldehyde (390 mg) to give the corresponding oxazolone (723 mg). Then, the same reaction as in Example 9 (9d) was conducted using 200 mg of this oxazolone to give 163 mg of the title compound (white powder).

mp: 174 to 176°C;

[0350] ¹H-nuclear magnetic resonance spectrum (400 MHz, CDCl₃) δ ppm: 8.18 (1H, brs), 7.76 (2H, d, J=9Hz), 7.38 (2H, d, J=9Hz), 7.26 (2H, d, J=9Hz), 7.02 (2H, t, J=2Hz), 6.99 (1H, brt, J=6Hz), 6.96 (1H, brs), 6.84 (2H, d, J=9Hz), 6.31 (2H, t, J=2Hz), 3.74-3.69 (4H, m), 3.44 (2H, q, J=4Hz), 2.08 (1H, sept, J=7Hz), 1.03 (6H, d, J=7Hz).

(Example 45) N- {(Z)-1-[[2-Hydroxyethyl]amino]carbonyl}-2-[4-(trifluoromethyl)phenyl]vinyl]-4-isobutoxybenzamide (Exemplary Compound No. 1-13)

[0351]



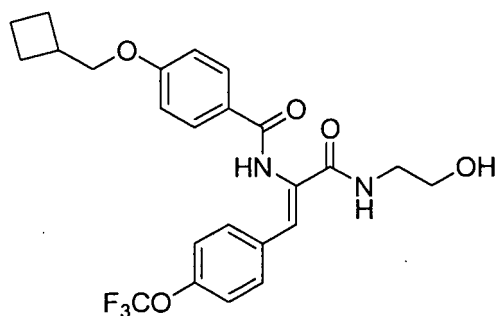
[0352] The same reaction as in Example 9 (9c) was conducted using N-(4-isobutoxybenzoyl)glycine (524 mg) prepared in Example 30 (30a) and 4-(trifluoromethyl)benzaldehyde (314 μ L) to give the corresponding oxazolone (663 mg). Then, the same reaction as in Example 9 (9d) was conducted using 95 mg of this oxazolone to give 43 mg of the title compound (colorless crystalline solid).

mp: 207 to 210°C;

[0353] ^1H -nuclear magnetic resonance spectrum (400 MHz, CDCl_3) δ ppm: 7.82 (1H, brs), 7.74 (2H, d, $J=9\text{Hz}$), 7.56 (2H, d, $J=8\text{Hz}$), 7.46 (2H, d, $J=8\text{Hz}$), 7.00 (1H, s), 6.91 (2H, d, $J=9\text{Hz}$), 6.68 (1H, brt, $J=6\text{Hz}$), 3.80 (2H, brs), 3.76 (2H, d, $J=7\text{Hz}$), 3.52 (2H, q, $J=5\text{Hz}$), 2.92 (1H, brs), 2.10 (1H, sept, $J=7\text{Hz}$), 1.04 (6H, d, $J=7\text{Hz}$).

(Example 46) 4-(Cyclobutylmethoxy)-N-[(Z)-1-[(2-hydroxyethyl)amino]carbonyl]-2-[4-(trifluoromethoxy)phenyl]vinyl benzamide (Exemplary Compound No. 1-251)

[0354]



(46a) N-[4-(Cyclobutylmethoxy)benzoyl]glycine

[0355] The same reactions as in Example 9 (9a) and (9b) were conducted using methyl 4-hydroxybenzoate (3.81 g, 25.0 mmol) and cyclobutylmethanol (2.36 mL, 25.0 mmol) to give 6.41 g of the title compound (colorless oil, yield: 97%).

(46b) 4-(Cyclobutylmethoxy)-N-[(Z)-1-[(2-hydroxyethyl)amino]carbonyl]-2-[4-(trifluoromethoxy)phenyl]vinyl benzamide

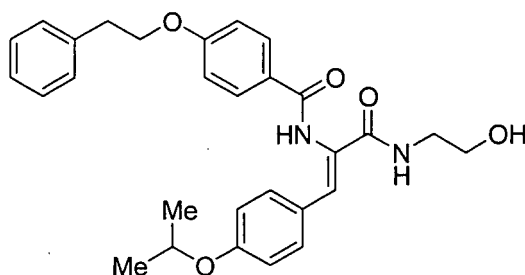
[0356] The same reaction as in Example 9 (9c) was conducted using N-[4-(cyclobutylmethoxy)benzoyl]glycine (150 mg) prepared in Example 46 (46a) and 4-(trifluoromethoxy)benzaldehyde (90 μ L) to give the corresponding oxazolone (161 mg). Then, the same reaction as in Example 9 (9d) was conducted using 81 mg of this oxazolone to give 73 mg of the title compound (white powder).

mp: 168 to 170°C;

[0357] ^1H -nuclear magnetic resonance spectrum (400 MHz, $\text{DMSO}-d_6$) δ ppm: 9.75 (1H, brs), 8.04 (1H, t, $J=6\text{Hz}$), 7.92 (2H, d, $J=9\text{Hz}$), 7.62 (2H, d, $J=9\text{Hz}$), 7.32 (2H, d, $J=8\text{Hz}$), 7.14 (1H, brs), 7.02 (2H, d, $J=9\text{Hz}$), 4.62 (1H, brt, $J=6\text{Hz}$), 4.02 (2H, d, $J=7\text{Hz}$), 3.43 (2H, q, $J=6\text{Hz}$), 3.22 (2H, q, $J=6\text{Hz}$), 2.73 (1H, sept, $J=7\text{Hz}$), 2.12-2.04 (2H, m), 1.96-1.79 (4H, m).

(Example 47) N-[(Z)-1-[(2-Hydroxyethyl)amino]carbonyl]-2-(4-isopropoxyphenyl)vinyl]-4-(2-phenylethoxy)benzamide
(Exemplary Compound No. 1-112)

[0358]



(47a) N-[4-(2-Phenylethoxy)benzoyl]glycine

[0359] The same reactions as in Example 9 (9a) and (9b) were conducted using methyl 4-hydroxybenzoate (2.23 g, 14.7 mmol) and 2-phenylethanol (1.80 mL, 15.1 mmol) to give 3.23 g of the title compound (light yellow powder, yield: 74%). [In this case, a 2 N sodium hydroxide aqueous solution was used instead of a 2 M lithium hydroxide aqueous solution.]

(47b) N-[(Z)-1-[(2-Hydroxyethyl)amino]carbonyl]-2-(4-isopropoxyphenyl)vinyl]-4-(2-phenylethoxy)benzamide

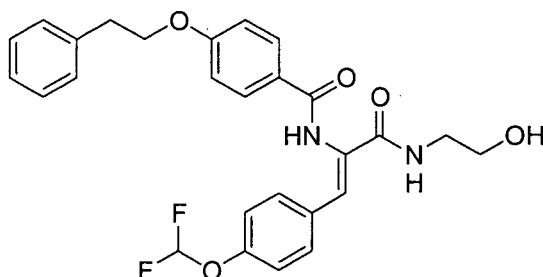
[0360] The same reaction as in Example 9 (9c) was conducted using N-[4-(2-phenylethoxy)benzoyl]glycine (174 mg) prepared in Example 47 (47a) and 4-isopropoxybenzaldehyde (101 μ L) to give the corresponding oxazolone (205 mg). Then, the same reaction as in Example 9 (9d) was conducted using all this oxazolone to give 111 mg of the title compound (white amorphous solid).

MS (FAB) m/z: 488 [M + H]⁺;

[0361] ¹H-nuclear magnetic resonance spectrum (400 MHz, DMSO-d₆) δ ppm: 9.64 (1H, brs), 7.95 (2H, d, J=9Hz), 7.86 (1H, brt, J=6Hz), 7.45 (2H, d, J=9Hz), 7.34-7.28 (4H, m), 7.23-7.20 (1H, m), 7.16 (1H, s), 7.03 (2H, d, J=9Hz), 6.84 (2H, d, J=9Hz), 4.63-4.57 (2H, m), 4.28 (2H, t, J=7Hz), 3.42 (2H, q, J=6Hz), 3.21 (2H, q, J=6Hz), 3.06 (2H, t, J=7Hz), 1.22 (6H, d, J=7Hz).

(Example 48) N-[(Z)-2-[4-(Difluoromethoxy)phenyl]-1-[(2-hydroxyethyl)amino]carbonyl]vinyl]-4-(2-phenylethoxy)benzamide (exemplary compound no. 1-114)

[0362]



[0363] The same reaction as in Example 9 (9c) was conducted using N-[4-(2-phenylethoxy)benzoyl]glycine (150 mg) prepared in Example 47 (47a) and 4-(difluoromethoxy)benzaldehyde (73 μ L) to give the corresponding oxazolone (181 mg). Then, the same reaction as in Example 9 (9d) was conducted using 88 mg of this oxazolone to give 74 mg of the title compound (white powder).

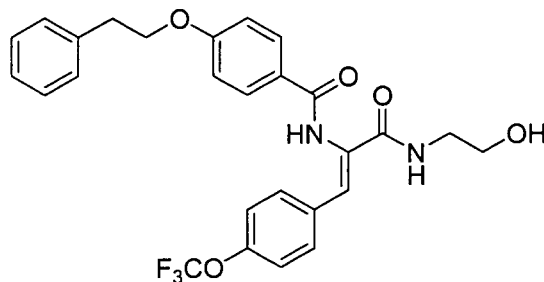
mp: 155 to 157°C;

[0364] ¹H-nuclear magnetic resonance spectrum (400 MHz, DMSO-d₆) δ ppm: 9.71 (1H, brs), 8.00 (1H, brt, J=6Hz),

7.93 (2H, d, J=9Hz), 7.56 (2H, d, J=9Hz), 7.33-7.28 (4H, m), 7.23 (1H, t, J=74Hz), 7.22-7.19 (1H, m), 7.16 (1H, s), 7.11 (2H, d, J=9Hz), 7.03 (2H, d, J=9Hz), 4.62 (1H, brt, J=5Hz), 4.27 (2H, t, J=7Hz), 3.42 (2H, q, J=6Hz), 3.22 (2H, q, J=6Hz), 3.06 (2H, t, J=7Hz).

(Example 49) N-((Z)-1-[[2-Hydroxyethyl]amino]carbonyl]-2-[4-(trifluoromethoxy)phenyl] vinyl)-4-(2-phenylethoxy)benzamide (Exemplary Compound No. 1-115)

[0365]



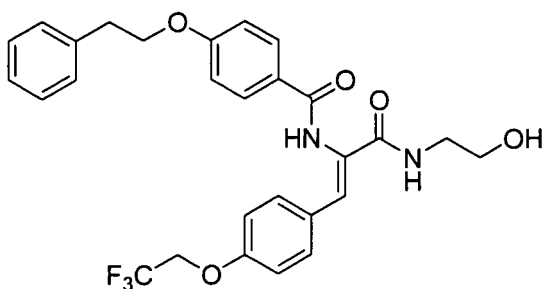
[0366] The same reaction as in Example 9 (9c) was conducted using N-[4-(2-phenylethoxy)benzoyl]glycine (150 mg) prepared in Example 47 (47a) and 4-(trifluoromethoxy)benzaldehyde (79 μ L) to give the corresponding oxazolone (172 mg). Then, the same reaction as in Example 9 (9d) was conducted using 80 mg of this oxazolone to give 64 mg of the title compound (white amorphous solid).

MS (FAB) m/z: 515 [M + H]⁺;

[0367] ¹H-nuclear magnetic resonance spectrum (400 MHz, DMSO-d₆) δ ppm: 9.76 (1H, brs), 8.04 (1H, brt, J=6Hz), 7.92 (2H, d, J=9Hz), 7.61 (2H, d, J=9Hz), 7.34-7.28 (6H, m), 7.23-7.20 (1H, m), 7.14 (1H, s), 7.03 (2H, d, J=9Hz), 4.62 (1H, brt, J=5Hz), 4.27 (2H, t, J=7Hz), 3.43 (2H, q, J=6Hz), 3.22 (2H, q, J=6Hz), 3.06 (2H, t, J=7Hz).

(Example 50) N-((Z)-1-[[2-Hydroxyethyl]amino]carbonyl)-2-[4-(2,2,2-trifluoroethoxy)phenyl]vinyl)-4-(2-phenylethoxy)benzamide (Exemplary Compound No. 1-118)

[0368]



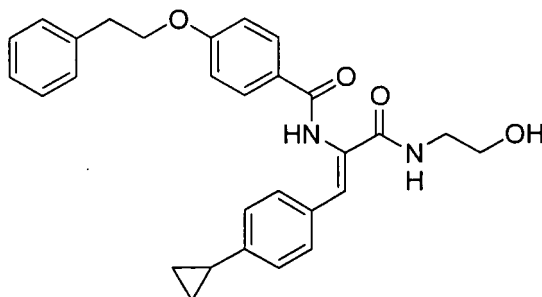
[0369] The same reaction as in Example 9 (9c) was conducted using N-[4-(2-phenylethoxy)benzoyl]glycine (150 mg) prepared in Example 47 (47a) and 4-(2,2,2-trifluoroethoxy)benzaldehyde (113 mg) prepared in Example 13 (13a) to give the corresponding oxazolone (186 mg). Then, the same reaction as in Example 9 (9d) was conducted using 88 mg of this oxazolone to give 64 mg of the title compound (white solid).

mp: 194 to 196°C;

[0370] ¹H-nuclear magnetic resonance spectrum (400 MHz, DMSO-d₆) δ ppm: 9.68 (1H, brs), 7.95-7.92 (3H, m), 7.50 (2H, d, J=9Hz), 7.34-7.28 (4H, m), 7.24-7.19 (2H, m), 7.03 (2H, d, J=9Hz), 6.99 (2H, d, J=9Hz), 4.74 (2H, q, J=9Hz), 4.62 (1H, brt, J=5Hz), 4.27 (2H, t, J=7Hz), 3.42 (2H, q, J=6Hz), 3.21 (2H, q, J=6Hz), 3.06 (2H, t, J=7Hz).

(Example 51) N-((Z)-2-(4-Cyclopropylphenyl)-1-[[2-(2-hydroxyethyl)amino]carbonyl]vinyl)-4-(2-phenylethoxy)benzamide (Exemplary Compound No. 1-121)

[0371]



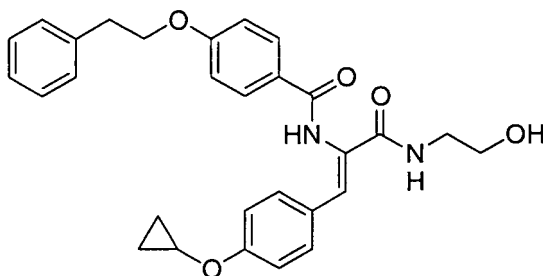
[0372] The same reaction as in Example 9 (9c) was conducted using N-[4-(2-phenylethoxy)benzoyl]glycine (180 mg) prepared in Example 47 (47a) and 4-cyclopropylbenzaldehyde (97 mg) prepared in Example 5 to give the corresponding oxazolone (196 mg). Then, the same reaction as in Example 9 (9d) was conducted using 95 mg of this oxazolone to give 67 mg of the title compound (light yellow powder).

mp: 113 to 115°C;

[0373] ¹H-nuclear magnetic resonance spectrum (400 MHz, DMSO-d₆) δ ppm: 9.66 (1H, brs), 7.94 (2H, d, J=9Hz), 7.92 (1H, t, J=6Hz), 7.39 (2H, d, J=8Hz), 7.34-7.28 (4H, m), 7.24-7.20 (1H, m), 7.14 (1H, brs), 7.03 (2H, d, J=9Hz), 7.00 (2H, d, J=9Hz), 4.61 (1H, t, J=6Hz), 4.28 (2H, t, J=7Hz), 3.42 (2H, q, J=6Hz), 3.21 (2H, q, J=6Hz), 3.06 (2H, t, J=7Hz), 1.90-1.83 (1H, m), 0.95-0.90 (2H, m), 0.67-0.63 (2H, m).

(Example 52) N-((Z)-2-[4-(Cyclopropyloxy)phenyl]-1-[[2-(2-hydroxyethyl)amino]carbonyl]vinyl)-4-(2-phenylethoxy)benzamide (Exemplary Compound No. 1-113)

[0374]



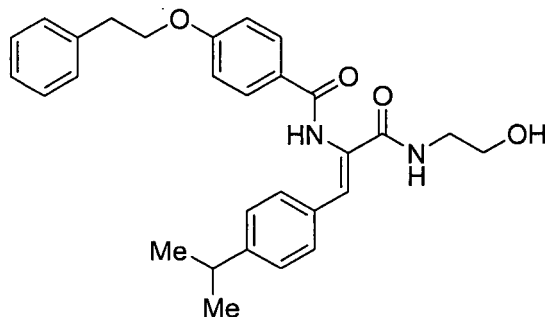
[0375] The same reaction as in Example 9 (9c) was conducted using N-[4-(2-phenylethoxy)benzoyl]glycine (185 mg) prepared in Example 47 (47a) and 4-(cyclopropyloxy)benzaldehyde (180 mg) prepared in Example 6 (6c) to give the corresponding oxazolone (220 mg). Then, the same reaction as in Example 9 (9d) was conducted using 101 mg of this oxazolone to give 58 mg of the title compound (light yellow amorphous solid).

MS (FAB) m/z: 487 [M + H]⁺;

[0376] ¹H-nuclear magnetic resonance spectrum (400 MHz, DMSO-d₆) δ ppm: 9.65 (1H, brs), 7.95 (2H, d, J=9Hz), 7.89 (1H, brt, J=6Hz), 7.47 (2H, d, J=9Hz), 7.34-7.28 (4H, m), 7.23-7.20 (1H, m), 7.17 (1H, s), 7.03 (2H, d, J=9Hz), 6.98 (2H, d, J=9Hz), 4.61 (1H, brt, J=5Hz), 4.27 (2H, t, J=7Hz), 3.81 (1H, quint, J=3Hz), 3.42 (2H, q, J=6Hz), 3.21 (2H, q, J=6Hz), 3.06 (2H, t, J=7Hz), 0.78-0.73 (2H, m), 0.63-0.59 (2H, m).

(Example 53) N-[(Z)-1-[[2-(2-Hydroxyethyl)amino]carbonyl]-2-(4-isopropylphenyl)vinyl]-4-(2-phenylethoxy)benzamide (Exemplary Compound No. 1-120)

[0377]



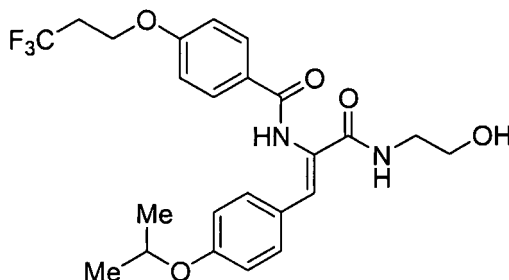
[0378] The same reaction as in Example 9 (9c) was conducted using N-[4-(2-phenylethoxy)benzoyl]glycine (187 mg) prepared in Example 47 (47a) and 4-isopropylbenzaldehyde (104 μ L) to give the corresponding oxazolone (147 mg). Then, the same reaction as in Example 9 (9d) was conducted using all this oxazolone to give 114 mg of the title compound (white amorphous solid).

MS (FAB) m/z: 473 [M + H]⁺;

[0379] ¹H-nuclear magnetic resonance spectrum (400 MHz, DMSO-d₆) δ ppm: 9.69 (1H, s), 7.95-7.90 (3H, m), 7.44 (2H, d, J=8Hz), 7.34-7.28 (4H, m), 7.24-7.22 (1H, m), 7.18 (2H, d, J=9Hz), 7.16 (1H, s), 7.04 (2H, d, J=9Hz), 4.61 (1H, t, J=5Hz), 4.28 (2H, t, J=7Hz), 3.42 (2H, q, J=6Hz), 3.21 (2H, q, J=6Hz), 3.06 (2H, t, J=7Hz), 2.83 (1H, sept, J=7Hz), 1.16 (6H, d, J=7Hz).

(Example 54) N-[(Z)-1-[(2-Hydroxyethyl)amino]carbonyl]-2-(4-isopropoxyphenyl)vinyl]-4-(3,3,3-trifluoropropoxy)benzamide (Exemplary Compound No. 1-274)

[0380]



(54a) N-[4-(3,3,3-Trifluoropropoxy)benzoyl]glycine

[0381] The same reactions as in Example 9 (9a) and (9b) were conducted using methyl 4-hydroxybenzoate (1.52 g, 9.99 mmol) and 3,3,3-trifluoropropan-1-ol (1.14 g, 9.99 mmol) to give 385 mg of the title compound (white powder, yield: 14%).

(54b) N-[(Z)-1-[(2-Hydroxyethyl)amino]carbonyl]-2-(4-isopropoxyphenyl)vinyl]-4-(3,3,3-trifluoropropoxy)benzamide

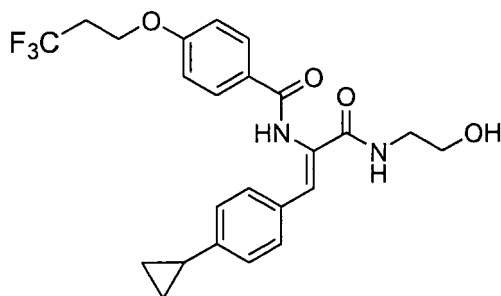
[0382] The same reaction as in Example 9 (9c) was conducted using N-[4-(3,3,3-trifluoropropoxy)benzoyl]glycine (291 mg) prepared in Example 54 (54a) and 4-isopropoxybenzaldehyde (173 mg) to give the corresponding oxazolone (240 mg). Then, the same reaction as in Example 9 (9d) was conducted using 76 mg of this oxazolone to give 69 mg of the title compound (white powder).

mp: 84 to 86°C;

[0383] ¹H-nuclear magnetic resonance spectrum (400 MHz, CDCl₃) δ ppm: 8.76 (1H, brs), 7.79 (2H, d, J=9Hz), 7.32 (1H, brt, J=6Hz), 7.20 (2H, d, J=9Hz), 6.78 (2H, d, J=9Hz), 6.77 (1H, s), 6.68 (2H, d, J=9Hz), 4.45 (1H, sept, J=6Hz), 4.15 (2H, t, J=6Hz), 3.74 (1H, brs), 3.54 (2H, brs), 3.24 (2H, q, J=4Hz), 2.66-2.55 (2H, m), 1.28 (6H, d, J=6Hz).

(Example 55) N-[(Z)-2-(4-Cyclopropylphenyl)-1-[[[(2-hydroxyethyl)amino]carbonyl]vinyl]-4-(3,3,3-trifluoropropoxy)benzamide (Exemplary Compound No. 1-279)

[0384]



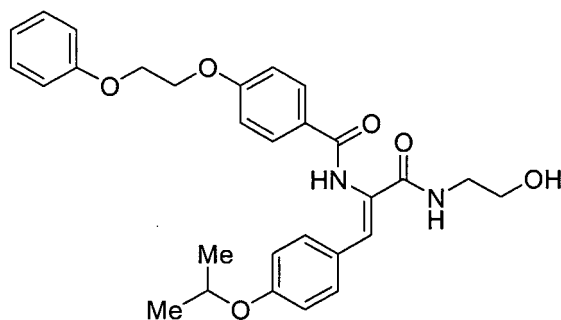
[0385] The same reaction as in Example 9 (9c) was conducted using N-[4-(3,3,3-trifluoropropoxy)benzoyl]glycine (1.46 g) prepared in Example 54 (54a) and 4-cyclopropylbenzaldehyde (768 mg) prepared in Example 5 to give the corresponding oxazolone (1.72 g). Then, the same reaction as in Example 9 (9d) was conducted using all this oxazolone 1.22 g of the title compound (white powder).

mp: 185 to 187°C;

[0386] ¹H-nuclear magnetic resonance spectrum (400 MHz, DMSO-d₆) δ ppm: 9.69 (1H, brs), 7.96 (2H, d, J=9Hz), 7.93 (1H, brt, J=5Hz), 7.39 (2H, d, J=8Hz), 7.15 (1H, s), 7.06 (2H, d, J=9Hz), 7.00 (2H, d, J=8Hz), 4.61 (1H, t, J=5Hz), 4.29 (2H, t, J=6Hz), 3.43 (2H, q, J=6Hz), 3.22 (2H, q, J=6Hz), 2.88-2.77 (2H, m), 1.90-1.83 (1H, m), 0.95-0.91 (2H, m), 0.67-0.64 (2H, m).

(Example 56) N-[(Z)-1-[[[(2-Hydroxyethyl)amino]carbonyl]-2-(4-isopropoxyphenyl)vinyl]-4-(2-phenoxyethoxy)benzamide (Exemplary Compound No. 1-313)

[0387]



(56a) N-[4-(2-Phenoxyethoxy)benzoyl]glycine

[0388] The same reaction as in Example 1 (1b) was conducted using N-(4-hydroxybenzoyl)glycine tert-butyl ester (249 mg, 0.991 mmol) prepared in Example 1 (1a) and 2-phenoxyethanol (163 μL, 1.19 mmol) to give 241 mg of the title compound (white powder, yield: 78%).

(56b) N-[(Z)-1-[[[(2-Hydroxyethyl)amino]carbonyl]-2-(4-isopropoxyphenyl)vinyl]-4-(2-phenoxyethoxy)benzamide

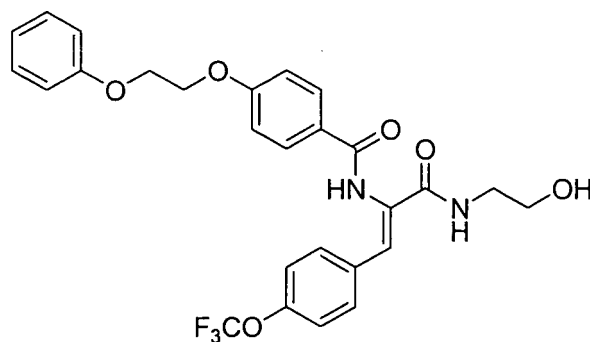
[0389] The same reaction as in Example 1 (1c) was conducted using N-[4-(2-phenoxyethoxy)benzoyl]glycine (241 mg) prepared in Example 56 (56a) and 4-isopropoxybenzaldehyde (133 μL) to give the corresponding oxazolone (250 mg). Then, the same reaction as in Example 1 (1d) was conducted using all this oxazolone to give 129 mg of the title compound (white amorphous solid).

MS (FAB) m/z: 505 [M + H]⁺;

[0390] ¹H-nuclear magnetic resonance spectrum (400 MHz, DMSO-d₆) δ ppm: 9.66 (1H, brs), 7.97 (2H, d, J=9Hz), 7.88 (1H, brt, J=6Hz), 7.45 (2H, d, J=9Hz), 7.29 (2H, dd, J=9Hz, 7Hz), 7.16 (1H, s), 7.09 (2H, d, J=9Hz), 6.98 (2H, d, J=9Hz), 6.94 (1H, t, J=7Hz), 6.84 (2H, d, J=7Hz), 4.64-4.58 (2H, m), 4.42-4.40 (2H, m), 4.35-4.32 (2H, m), 3.43 (2H, q, J=6Hz), 3.22 (2H, q, J=6Hz), 1.23 (6H, d, J=6Hz).

(Example 57) N-((Z)-1-[[[2-Hydroxyethyl]amino]carbonyl]-2-[4-(trifluoromethoxy)phenyl]vinyl]-4-(2-phenoxyethoxy)benzamide (Exemplary Compound No. 1-317)

[0391]



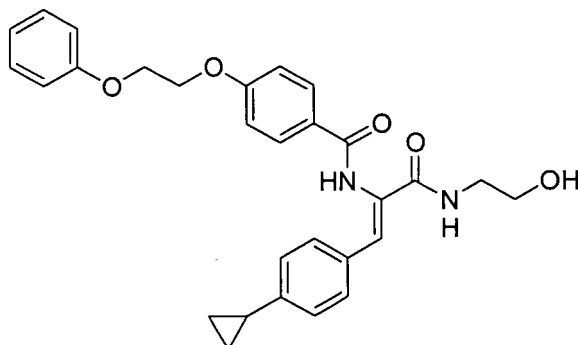
[0392] The same reaction as in Example 1 (1c) was conducted using N-[4-(2-phenoxyethoxy)benzoyl]glycine (157 mg) prepared in Example 56 (56a) and 4-(trifluoromethoxy)benzaldehyde (69 μL) to give the corresponding oxazolone (176 mg). The same reaction as in Example 1 (1d) was conducted using 175 mg of this oxazolone to give 58 mg of the title compound (white amorphous solid).

MS (ESI) m/z: 531 [M+H]⁺;

[0393] ¹H-nuclear magnetic resonance spectrum (400 MHz, DMSO-d₆) δ ppm: 9.81 (1H, brs), 8.08 (1H, brt, J=6Hz), 7.97 (2H, d, J=9Hz), 7.65 (2H, d, J=9Hz), 7.34 (2H, d, J=9Hz), 7.31 (2H, d, J=8Hz), 7.17 (1H, s), 7.11 (2H, d, J=8Hz), 7.00 (2H, d, J=9Hz), 6.96 (1H, t, J=7Hz), 4.64 (1H, brt, J=5Hz), 4.43-4.41 (2H, m), 4.35-4.33 (2H, m), 3.45 (2H, q, J=6Hz), 3.24 (2H, q, J=6Hz).

(Example 58) N-((Z)-2-(4-Cyclopropylphenyl)-1-[[[2-hydroxyethyl]amino]carbonyl]vinyl)-4-(2-phenoxyethoxy)benzamide (Exemplary Compound No. 1-316)

[0394]



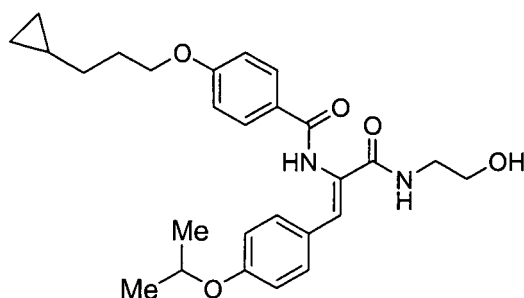
[0395] The same reaction as in Example 1 (1c) was conducted using N-[4-(2-phenoxyethoxy)benzoyl]glycine (157 mg) prepared in Example 56 (56a) and 4-cyclopropylbenzaldehyde (71 mg) prepared in Example 5 to give the corresponding oxazolone (166 mg). The same reaction as in Example 1 (1d) was conducted using 165 mg of this oxazolone to give 62 mg of the title compound (light yellow amorphous solid).

MS (ESI) m/z: 487 [M + H]⁺;

[0396] ¹H-nuclear magnetic resonance spectrum (400 MHz, DMSO-d₆) δ ppm: 9.72 (1H, brs), 8.00-7.94 (3H, m), 7.42 (2H, d, J=8Hz), 7.32 (2H, t, J=8Hz), 7.18 (1H, s), 7.11 (2H, d, J=8Hz), 7.05-6.95 (5H, m), 4.63 (1H, brt, J=5Hz), 4.43-4.40 (2H, m), 4.36-4.33 (2H, m), 3.44 (2H, q, J=6Hz), 3.23 (2H, q, J=6Hz), 1.91-1.84 (1H, m), 0.96-0.91 (2H, m), 0.68-0.64 (2H, m).

(Example 59) 4-(3-Cyclopropylpropoxy)-N-[(Z)-1-[(2-hydroxyethyl)amino]carbonyl]-2-(4-isopropoxyphenyl)vinyl]benzamide (Exemplary Compound No. 1-323)

[0397]



(59a) N-[4-(3-Cyclopropylpropoxy)benzoyl]glycine

[0398] The same reactions as in Example 9 (9a) and (9b) were conducted using methyl 4-hydroxybenzoate (6.09 g, 40.0 mmol) and 3-cyclopropylpropan-1-ol (which is the compound disclosed in Helv. Chim. Acta, (2003), 86, 865-893, 4.41 g, 44.0 mmol) to give 5.74g of the title compound (white powder, yield: 51%).

(59b) 4-(3-Cyclopropylpropoxy)-N-[(Z)-1-[(2-hydroxyethyl)amino]carbonyl]-2-(4-isopropoxyphenyl)vinyl]benzamide

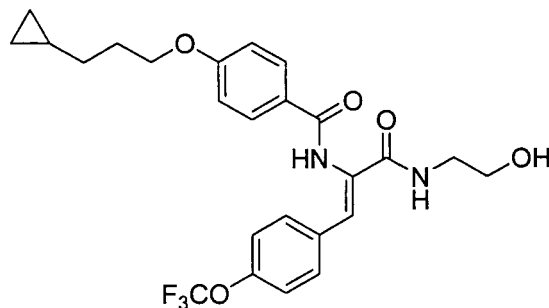
[0399] The same reaction as in Example 9 (9c) was conducted using N-[4-(3-cyclopropylpropoxy)benzoyl]glycine (139 mg) prepared in Example 59 (59a) and 4-isopropoxybenzaldehyde (86 mg) to give the corresponding oxazolone (124 mg). Then, the same reaction as in Example 9 (9d) was conducted using 91 mg of this oxazolone to give 63 mg of the title compound (white powder).

mp: 64 to 66°C;

[0400] ¹H-nuclear magnetic resonance spectrum (400 MHz, CDCl₃) δ ppm: 8.29 (1H, brs), 7.81 (2H, d, J=9Hz), 7.28 (2H, d, J=9Hz), 7.07 (1H, brt, J=6Hz), 6.95 (1H, s), 6.86 (2H, d, J=9Hz), 6.75 (2H, d, J=9Hz), 4.50 (1H, sept, J=6Hz), 4.01 (2H, t, J=6Hz), 3.64 (2H, t, J=5Hz), 3.36 (2H, q, J=5Hz), 1.90 (2H, quint, J=7Hz), 1.38 (2H, q, J=7Hz), 1.31 (6H, d, J=6Hz), 0.75-0.67 (1H, m), 0.47-0.43 (2H, m), 0.07-0.04 (2H, m).

(Example 60) 4-(3-Cyclopropylpropoxy)-N-[(Z)-1-[(2-hydroxyethyl)amino]carbonyl]-2-[4-(trifluoromethoxy)phenyl]vinyl]benzamide (Exemplary Compound No. 1-327)

[0401]



[0402] The same reaction as in Example 9 (9c) was conducted using N-[4-(3-cyclopropylpropoxy)benzoyl]glycine (277

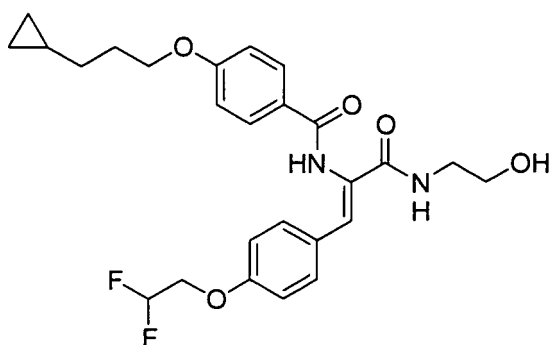
mg) prepared in Example 59 (59a) and 4-(trifluoromethoxy)benzaldehyde (150 μ L) to give the corresponding oxazolone (224 mg). Then, the same reaction as in Example 9 (9d) was conducted using 151 mg of this oxazolone to give 123 mg of the title compound (colorless amorphous solid).

MS (FAB) m/z: 493 [M + H]⁺;

[0403] ¹H-nuclear magnetic resonance spectrum (500 MHz, CDCl₃) δ ppm: 7.91 (1H, brs), 7.78 (2H, d, J=9Hz), 7.40 (2H, d, J=9Hz), 7.16 (2H, d, J=8Hz), 7.01 (1H, s), 6.92 (2H, d, J=9Hz), 6.78 (1H, t, J=5Hz), 4.05 (2H, t, J=6Hz), 3.78 (2H, brq, J=4Hz), 3.49 (2H, q, J=4Hz), 3.05 (1H, brt, J=6Hz), 1.92 (2H, quint, J=7Hz), 1.39 (2H, q, J=7Hz), 0.74-0.67 (1H, m), 0.47-0.43 (2H, m), 0.07-0.04 (2H, m).

(Example 61) 4-(3-Cyclopropylpropoxy)-N-((Z)-2-[4-(2,2-difluoroethoxy)phenyl]-1-[[2-(hydroxyethyl)amino]carbonyl]vinyl)benzamide (Exemplary Compound No. 1-330)

[0404]



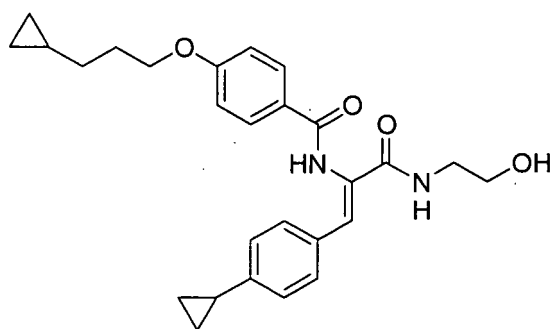
[0405] The same reaction as in Example 9 (9c) was conducted using N-[4-(3-cyclopropylpropoxy)benzoyl]glycine (277 mg) prepared in Example 59 (59a) and 4-(2,2-difluoroethoxy)benzaldehyde (196 mg) prepared in Example 4 (4a) to give the corresponding oxazolone (244 mg). Then, the same reaction as in Example 9 (9d) was conducted using 150 mg of this oxazolone to give 84 mg of the title compound (white powder).

mp: 149 to 151°C;

[0406] ¹H-nuclear magnetic resonance spectrum (500 MHz, CDCl₃) δ ppm: 7.81-7.79 (3H, m), 7.36 (2H, d, J=9Hz), 7.06 (1H, s), 6.93 (2H, d, J=9Hz), 6.86 (2H, d, J=8Hz), 6.74 (1H, t, J=6Hz), 6.07 (1H, tt, J=55Hz, 4Hz), 4.16 (2H, td, J=13Hz, 4Hz), 4.05 (2H, t, J=7Hz), 3.77 (2H, t, J=5Hz), 3.50 (2H, q, J=5Hz), 1.92 (2H, quint, J=7Hz), 1.39 (2H, q, J=7Hz), 0.76-0.68 (1H, m), 0.47-0.44 (2H, m), 0.07-0.04 (2H, m).

(Example 62) N-((Z)-2-(4-Cyclopropylphenyl)-1-[[2-(hydroxyethyl)amino]carbonyl]vinyl)-4-(3-cyclopropylpropoxy)benzamide (Exemplary Compound No. 1-326)

[0407]



[0408] The same reaction as in Example 9 (9c) was conducted using N-[4-(3-cyclopropylpropoxy)benzoyl]glycine (277 mg) prepared in Example 59 (59a) and 4-cyclopropylbenzaldehyde (154 mg) prepared in Example 5 to give the corre-

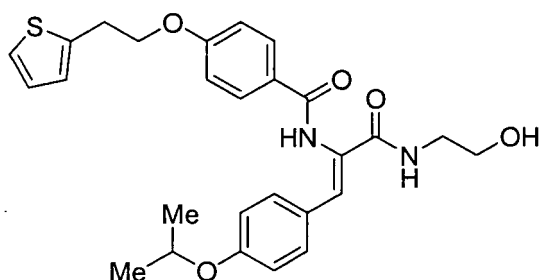
sponding oxazolone (260 mg). Then, the same reaction as in Example 9 (9d) was conducted using 151 mg of this oxazolone to give 148 mg of the title compound (white powder).

mp: 170 to 171°C;

[0409] ¹H-nuclear magnetic resonance spectrum (400 MHz, CDCl₃) δ ppm: 7.80 (2H, d, J=9Hz), 7.67 (1H, brs), 7.29 (2H, d, J=8Hz), 7.06 (1H, s), 7.03 (2H, d, J=9Hz), 6.94 (2H, d, J=8Hz), 6.61 (1H, brt, J=5Hz), 4.06 (2H, t, J=7Hz), 3.79 (2H, brs), 3.51 (2H, q, J=5Hz), 3.09 (1H, brs), 1.96-1.84 (3H, m), 1.39 (2H, q, J=7Hz), 1.02-0.97 (2H, m), 0.73-0.68 (3H, m), 0.47-0.43 (2H, m), 0.07-0.04 (2H, m).

(Example 63) N-[(Z)-1-[(2-Hydroxyethyl)amino]carbonyl]-2-(4-isopropoxyphenyl)vinyl]-4-[2-(2-thienylethoxy)]benzamide (Exemplary Compound No. 1-283)

[0410]



(63a) N- {4-[2-(2-Thienyl)ethoxy]benzoyl} glycine

[0411] The same reactions as in Example 9 (9a) and (9b) were conducted using methyl 4-hydroxybenzoate (1.55 g, 10.2 mmol) and 2-(2-thienyl)ethanol (1.20 mL, 10.8 mmol) to give 2.02 g of the title compound (white powder, yield: 65%). [In this case, a 2 N sodium hydroxide aqueous solution was used instead of a 2 M lithium hydroxide aqueous solution.]

(63b) N-[(Z)-1- {[(2-Hydroxyethyl)amino]carbonyl}-2-(4-isopropoxyphenyl)vinyl]-4-[2-(2-thienylethoxy)]benzamide

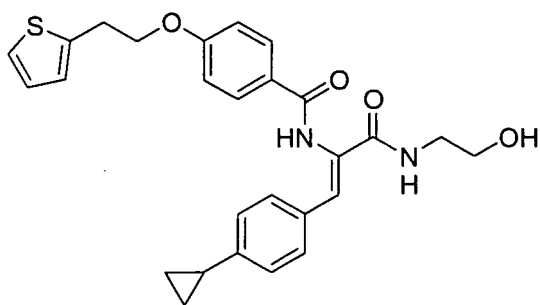
[0412] The same reaction as in Example 9 (9c) was conducted using N-{4-[2-(2-thienyl)ethoxy]benzoyl}glycine (251 mg) prepared in Example 63 (63a) and 4-isopropoxybenzaldehyde (139 μL) to give the corresponding oxazolone (191 mg). Then, the same reaction as in Example 9 (9d) was conducted using all this oxazolone to give 134 mg of the title compound (white amorphous solid).

MS (FAB) m/z: 495 [M + H]⁺;

[0413] ¹H-nuclear magnetic resonance spectrum (400 MHz, DMSO-d₆) δ ppm: 9.65 (1H, brs), 7.96 (2H, d, J=9Hz), 7.87 (1H, brt, J=6Hz), 7.45 (2H, d, J=9Hz), 7.35 (1H, dd, J=5Hz, 2Hz), 7.16 (1H, s), 7.05 (2H, d, J=9Hz), 6.99-6.95 (2H, m), 6.84 (2H, d, J=9Hz), 4.63-4.57 (2H, m), 4.27 (2H, t, J=6Hz), 3.42 (2H, q, J=6Hz), 3.28 (2H, t, J=6Hz), 3.21 (2H, q, J=6Hz), 1.22 (6H, d, J=6Hz).

(Example 64) N-[(Z)-2-(4-Cyclopropylphenyl)-1-[(2-hydroxyethyl)amino]carbonyl]vinyl]-4-[2-(2-thienyl)ethoxy]benzamide (Exemplary Compound No. 1-288)

[0414]



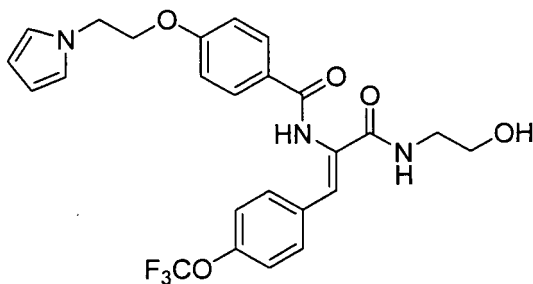
[0415] The same reaction as in Example 9 (9c) was conducted using N-{4-[2-(2-thienyl)ethoxy]benzoyl}glycine (279 mg) prepared in Example 63 (63a) and 4-cyclopropylbenzaldehyde (171 mg) prepared in Example 5 to give the corresponding oxazolone (268 mg). Then, the same reaction as in Example 9 (9d) was conducted using all this oxazolone to give 124 mg of the title compound (white amorphous solid).

MS (FAB) m/z: 477 [M + H]⁺;

[0416] ¹H-nuclear magnetic resonance spectrum (500 MHz, DMSO-d₆) δ ppm: 9.71 (1H, s), 7.98-7.94 (3H, m), 7.41 (2H, d, J=8Hz), 7.37 (1H, dd, J=5Hz, 1Hz), 7.17 (1H, s), 7.07 (2H, d, J=9Hz), 7.02 (2H, d, J=8Hz), 7.00-6.97 (2H, m), 4.63 (1H, t, J=5Hz), 4.29 (2H, t, J=6Hz), 3.43 (2H, q, J=6Hz), 3.29 (2H, t, J=6Hz), 3.22 (2H, q, J=6Hz), 1.90-1.84 (1H, m), 0.95-0.91 (2H, m), 0.67-0.64 (2H, m).

(Example 65) N-((Z)-1-[[2-(2-Hydroxyethyl)amino]carbonyl]-2-[4-(trifluoromethoxy)phenyl]vinyl]-4-[2-(1H-pyrrol-1-yl)ethoxy]benzamide (Exemplary Compound No. 1-295)

[0417]



(65a) N-{4-[2-(1H-Pyrrol-1-yl)ethoxy]benzoyl}glycine

[0418] The same reaction as in Example 23 (23a) was conducted using methyl 4-hydroxybenzoate (913 mg, 6.00 mmol) and 2-(1H-pyrrol-1-yl)ethanol (692 μL, 6.60 mmol) to give the corresponding benzoic acid derivative (1.23 g, yield: 89%). Then, the same reaction as in Example 23 (23b) was conducted using 578 mg (2.50 mmol) of this derivative to give 568 mg of the title compound (colorless crystalline solid, yield: 79%).

(65b) N-((Z)-1-[[2-(2-Hydroxyethyl)amino]carbonyl]-2-[4-(trifluoromethoxy)phenyl]vinyl)-4-[2-(1H-pyrrol-1-yl)ethoxy]benzamide

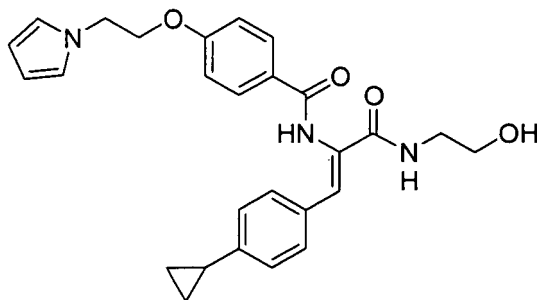
[0419] The same reaction as in Example 23 (23c) was conducted using N-{4-[2-(1H-pyrrol-1-yl)ethoxy]benzoyl}glycine (120 mg) prepared in Example 65 (65a) and 4-(trifluoromethoxy)benzaldehyde (63 μL) to give the corresponding oxazolone (128 mg). Then, the same reaction as in Example 23 (23d) was conducted using all this oxazolone to give 91 mg of the title compound (white amorphous solid).

MS (FAB) m/z: 504 [M + H]⁺;

¹H-nuclear magnetic resonance spectrum (400 MHz, CDCl₃) δ ppm: 8.36 (1H, brs), 7.75 (2H, d, J=8Hz), 7.35 (2H, d, J=9Hz), 7.10 (2H, d, J=8Hz), 7.01 (1H, t, J=6Hz), 6.87 (1H, s), 6.82 (2H, d, J=9Hz), 6.75 (2H, t, J=2Hz), 6.18 (2H, t, J=2Hz), 4.28 (2H, t, J=5Hz), 4.20 (2H, t, J=5Hz), 3.70 (2H, t, J=5Hz), 3.39 (2H, q, J=5Hz), 3.26 (1H, brs).

(Example 66) N-[(Z)-2-(4-Cyclopropylphenyl)-1-[[2-(1H-pyrrol-1-yl)ethoxy]carbonyl]vinyl]-4-[2-(1H-pyrrol-1-yl)ethoxy]benzamide (Exemplary Compound No. 1-297)

[0420]



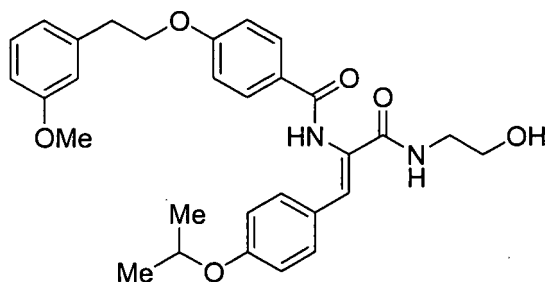
[0421] The same reaction as in Example 23 (23c) was conducted using N-{4-[2-(1H-pyrrol-1-yl)ethoxy]benzoyl}glycine (173 mg) prepared in Example 65 (65a) and 4-cyclopropylbenzaldehyde (92 mg) prepared in Example 5 to give the corresponding oxazolone (178 mg). Then, the same reaction as in Example 23 (23d) was conducted using all this oxazolone to give 118 mg of the title compound (light yellow amorphous solid).

MS (FAB) m/z: 460 [M + H]⁺;

[0422] ¹H-nuclear magnetic resonance spectrum (400 MHz, DMSO-d₆) δ ppm: 9.67 (1H, brs), 7.93 (2H, d, J=9Hz), 7.92 (1H, t, J=6Hz), 7.38 (2H, d, J=9Hz), 7.14 (1H, s), 7.01 (2H, d, J=9Hz), 6.99 (2H, d, J=9Hz), 6.82 (2H, t, J=2Hz), 5.98 (2H, t, J=2Hz), 4.61 (1H, t, J=5Hz), 4.32-4.26 (4H, m), 3.42 (2H, q, J=6Hz), 3.21 (2H, q, J=6Hz), 1.89-1.83 (1H, m), 0.95-0.90 (2H, m), 0.67-0.63 (2H, m).

(Example 67) N-[(Z)-1-[[2-(2-Hydroxyethyl)amino]carbonyl]-2-(4-isopropoxyphenyl)vinyl]-4-[2-(3-methoxyphenyl)ethoxy]benzamide (Exemplary Compound No. 1-146)

[0423]



(67a) N- {4-[2-(3-Methoxyphenyl)ethoxy]benzoyl} glycine

[0424] The same reactions as in Example 9 (9a) and (9b) were conducted using methyl 4-hydroxybenzoate (4.26 g, 28.0 mmol) and 2-(3-methoxyphenyl)ethanol (4.32 mL, 31.0 mmol) to give 8.54g of the title compound (colorless crystal, yield: 92%).

(67b) N-[(Z)-1-[[2-(2-Hydroxyethyl)amino]carbonyl]-2-(4-isopropoxyphenyl)vinyl]-4-[2-(3-methoxyphenyl)ethoxy]benzamide

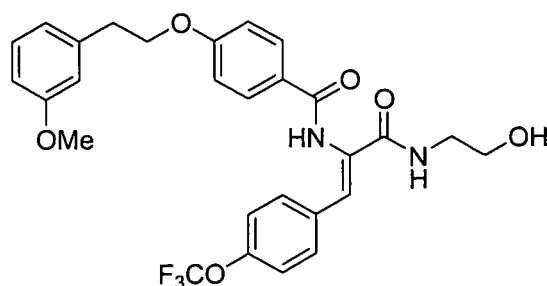
[0425] The same reaction as in Example 9 (9c) was conducted using N-{4-[2-(3-methoxyphenyl)ethoxy]benzoyl}glycine (264 mg) prepared in Example 67 (67a) and 4-isopropoxybenzaldehyde (138 mg) to give the corresponding oxazolone (236 mg). Then, the same reaction as in Example 9 (9d) was conducted using 151 mg of this oxazolone to give 138 mg of the title compound (white amorphous solid).

MS (FAB) m/z: 519 [M + H]⁺;

[0426] ¹H-nuclear magnetic resonance spectrum (400 MHz, CDCl₃) δ ppm: 8.31 (1H, brs), 7.70 (2H, d, J=9Hz), 7.17-7.12 (3H, m), 7.05 (1H, brt, J=6Hz), 6.81 (1H, s), 6.78-6.69 (5H, m), 6.63 (2H, d, J=9Hz), 4.39 (1H, sept, J=6Hz), 4.08 (2H, t, J=7Hz), 3.72 (3H, s), 3.57 (1H, brd, J=5Hz), 3.53 (2H, brd, J=4Hz), 3.24 (2H, q, J=4Hz), 2.98 (2H, t, J=7Hz), 1.21 (6H, d, J=6Hz).

(Example 68) N-((Z)-1-[[2-Hydroxyethyl]amino]carbonyl)-2-[4-(trifluoromethoxy)phenyl]vinyl)-4-[2-(3-methoxyphenyl)ethoxy]benzamide (Exemplary Compound No. 1-149)

[0427]



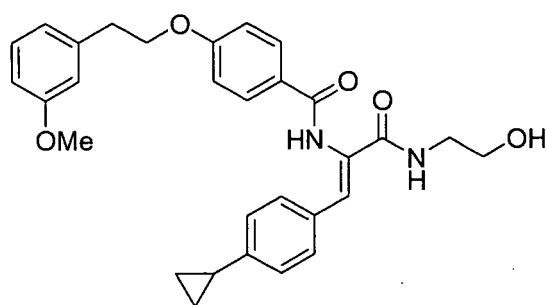
[0428] The same reaction as in Example 9 (9c) was conducted using N-{4-[2-(3-methoxyphenyl)ethoxy]benzoyl}glycine (329 mg) prepared in Example 67 (67a) and 4-(trifluoromethoxy)benzaldehyde (200 mg) to give the corresponding oxazolone (416 mg). Then, the same reaction as in Example 9 (9d) was conducted using 121 mg of this oxazolone to give 96 mg of the title compound (colorless amorphous solid).

MS (FAB) m/z: 545 [M + H]⁺;

[0429] ¹H-nuclear magnetic resonance spectrum (500 MHz, DMSO-d₆) δ ppm: 9.80 (1H, brs), 8.08 (1H, t, J=6Hz), 7.97 (2H, d, J=9Hz), 7.65 (2H, d, J=9Hz), 7.34 (2H, d, J=8Hz), 7.23 (1H, t, J=8Hz), 7.18 (1H, s), 7.06 (2H, d, J=9Hz), 6.93 (1H, s), 6.91 (1H, d, J=9Hz), 6.81 (1H, dd, J=8Hz, 2Hz), 4.65 (1H, t, J=6Hz), 4.29 (2H, t, J=7Hz), 3.75 (3H, s), 3.47 (2H, q, J=6Hz), 3.25 (2H, q, J=6Hz), 3.04 (2H, t, J=7Hz).

(Example 69) N-((Z)-2-(4-Cyclopropylphenyl)-1-[[2-hydroxyethyl]amino]carbonyl vinyl)-4-[2-(3-methoxyphenyl)ethoxy]benzamide (Exemplary Compound No. 1-155)

[0430]



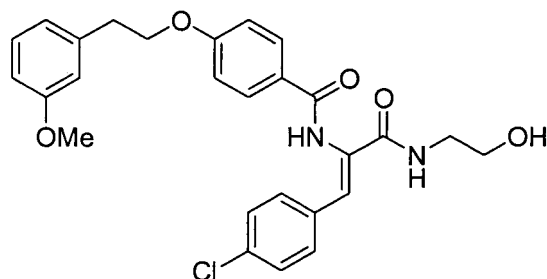
[0431] The same reaction as in Example 9 (9c) was conducted using N-{4-[2-(3-methoxyphenyl)ethoxy]benzoyl}glycine (231 mg) prepared in Example 67 (67a) and 4-cyclopropylbenzaldehyde (108 mg) prepared in Example 5 to give the corresponding oxazolone (249 mg). Then, the same reaction as in Example 9 (9d) was conducted using 101 mg of this oxazolone to give 97 mg of the title compound (white amorphous solid).

MS (FAB) m/z: 501 [M + H]⁺;

[0432] ¹H-nuclear magnetic resonance spectrum (500 MHz, DMSO-d₆) δ ppm: 9.69 (1H, brs), 7.96 (2H, d, J=9Hz), 7.94 (1H, t, J=5Hz), 7.41 (2H, d, J=8Hz), 7.23 (1H, t, J=8Hz), 7.17 (1H, s), 7.05 (2H, d, J=8Hz), 7.02 (2H, d, J=8Hz), 6.92-6.90 (2H, m), 6.81 (1H, dd, J=8Hz, 2Hz), 4.62 (1H, t, J=6Hz), 4.28 (2H, t, J=7Hz), 3.75 (3H, s), 3.44 (2H, q, J=6Hz), 3.23 (2H, q, J=6Hz), 3.04 (2H, t, J=7Hz), 1.87 (1H, sept, J=5Hz), 0.95-0.91 (2H, m), 0.67-0.64 (2H, m).

(Example 70) N-((Z)-2-(4-Chlorophenyl)-1-[[2-(3-methoxyphenyl)ethoxy]benzoyl]amino)carboxyl]vinyl)-4-[2-(3-methoxyphenyl)ethoxy]benzamide (Exemplary Compound No. 1-161)

[0433]



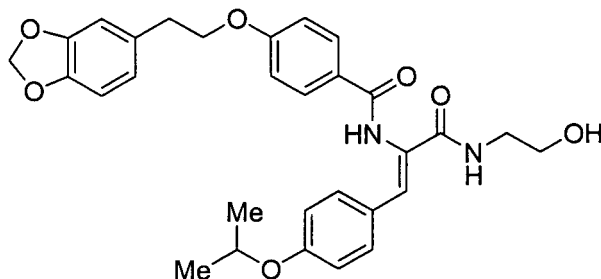
[0434] The same reaction as in Example 9 (9c) was conducted using N-{4-[2-(3-methoxyphenyl)ethoxy]benzoyl}glycine (329 mg) prepared in Example 67 (67a) and 4-chlorobenzaldehyde (148 mg) to give the corresponding oxazolone (396 mg). Then, the same reaction as in Example 9 (9d) was conducted using 108 mg of this oxazolone to give 90 mg of the title compound (white powder).

mp: 54 to 56°C;

[0435] ¹H-nuclear magnetic resonance spectrum (500 MHz, DMSO-d₆) δ ppm: 9.76 (1H, brs), 8.06 (1H, t, J=6Hz), 7.95 (2H, d, J=9Hz), 7.53 (2H, d, J=9Hz), 7.39 (2H, d, J=8Hz), 7.23 (1H, t, J=8Hz), 7.15 (1H, s), 7.05 (2H, d, J=9Hz), 6.92 (1H, s), 6.91 (1H, d, J=9Hz), 6.81 (1H, dd, J=8Hz, 2Hz), 4.64 (1H, t, J=6Hz), 4.28 (2H, t, J=7Hz), 3.75 (3H, s), 3.45 (2H, q, J=6Hz), 3.24 (2H, q, J=6Hz), 3.04 (2H, t, J=7Hz).

(Example 71) 4-[2-(1,3-Benzodioxol-5-yl)ethoxy]-N-[(Z)-1-[[2-(4-isopropoxyphenyl)vinyl]benzoyl]amino]carboxyl]glycine (Exemplary Compound No. 1-331)

[0436]



(71a) N-{4-[2-(1,3-Benzodioxol-5-yl)ethoxy]benzoyl}glycine

[0437] The same reaction as in Example 1 (1b) was conducted using N-(4-hydroxybenzoyl)glycine tert-butyl ester (300 mg, 1.19 mmol) prepared in Example 1 (1a) and 2-(1,3-benzodioxol-5-yl)ethanol (which is the compound disclosed in Tetrahedron, (2003), 59, 3369-3378, 239 mg, 1.44 mmol) to give 356 mg of the title compound (pale red powder, yield: 87%).

(71b) 4-[2-(1,3-Benzodioxol-5-yl)ethoxy]-N-[(Z)-1-[[2-(4-isopropoxyphenyl)vinyl]benzoyl]amino]carboxyl]glycine

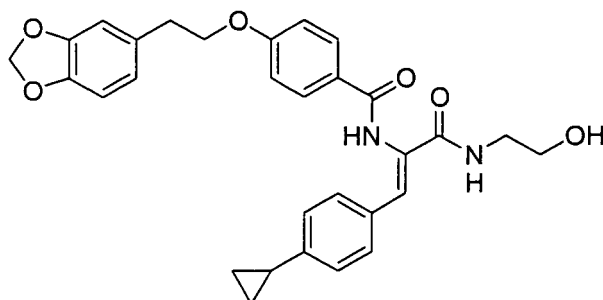
[0438] The same reaction as in Example 1 (1c) was conducted using N-{4-[2-(1,3-benzodioxol-5-yl)ethoxy]benzoyl}glycine (179 mg) prepared in Example 71 (71 a) and 4-isopropoxybenzaldehyde (95 μL) to give the corresponding oxazolone (212 mg). Then, the same reaction as in Example 1 (1d) was conducted using all this oxazolone to give 94 mg of the title compound (light yellow amorphous solid).

MS (FAB) m/z: 533 [M + H]⁺;

[0439] ¹H-nuclear magnetic resonance spectrum (400 MHz, DMSO-d₆) δ ppm: 9.64(1H, brs), 7.95 (2H, d, J=9Hz), 7.86 (1H, t, J=6Hz), 7.45 (2H, d, J=9Hz), 7.16 (1H, s), 7.03 (2H, d, J=9Hz), 6.93 (1H, d, J=2Hz), 6.85 (1H, d, J=2Hz), 6.83 (2H, s), 6.77 (1H, dd, J=8Hz, 2Hz), 5.96 (2H, s), 4.63-4.57 (2H, m), 4.22 (2H, t, J=7Hz), 3.42 (2H, t, J=6Hz), 3.21 (2H, q, J=6Hz), 2.98 (2H, t, J=7Hz), 1.23 (6H, d, J=6Hz).

(Example 72) 4-[2-(1,3-Benzodioxol-5-yl)ethoxy]-N-[(Z)-2-(4-cyclopropylphenyl)-1-[(2-hydroxyethyl)amino]carbonyl]vinyl]benzamide (Exemplary Compound No. 1-334)

[0440]



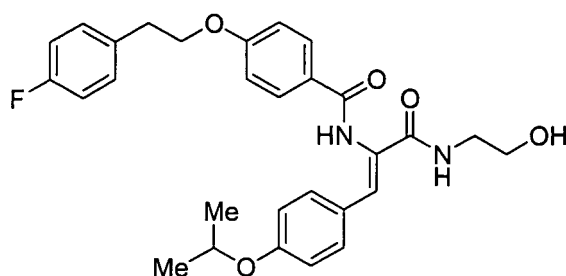
[0441] The same reaction as in Example 1 (1c) was conducted using N-{4-[2-(1,3-benzodioxol-5-yl)ethoxy]benzoyl} glycine (180 mg) prepared in Example 71 (71a) and 4-cyclopropylbenzaldehyde (95 mg) prepared in Example 5 to give the corresponding oxazolone (192 mg). Then, the same reaction as in Example 1 (1d) was conducted using all this oxazolone to give 123 mg of the title compound (white powder).

mp: 113 to 115°C;

[0442] ¹H-nuclear magnetic resonance spectrum (500 MHz, DMSO-d₆) δ ppm: 9.69 (1H, brs), 7.95 (2H, d, J=8Hz), 7.94 (1H, t, J=6Hz), 7.41 (2H, d, J=8Hz), 7.17 (1H, s), 7.04 (2H, d, J=9Hz), 7.02 (2H, d, J=8Hz), 6.95 (1H, d, J=1Hz), 6.85 (1H, d, J=8Hz), 6.79 (1H, dd, J=8Hz, 1Hz), 5.98 (2H, s), 4.62 (1H, brt, J=5Hz), 4.23 (2H, t, J=7Hz), 3.43 (2H, q, J=6Hz), 3.22 (2H, q, J=6Hz), 2.98 (2H, t, J=7Hz), 1.87 (1H, quint, J=3Hz), 0.95-0.91(2H, m), 0.67-0.64 (2H, m).

(Example 73) 4-[2-(4-Fluorophenyl)ethoxy]-N-[(Z)-1-[(2-hydroxyethyl)amino]carbonyl]-2-(4-isopropoxyphenyl)vinyl]benzamide (Exemplary Compound No. 1-214)

[0443]



(73a) N- {4-[2-(4-Fluorophenyl)ethoxy]benzoyl} glycine

[0444] The same reaction as in Example 1 (1b) was conducted using N-(4-hydroxybenzoyl)glycine tert-butyl ester (249 mg, 0.991 mmol) prepared in Example 1 (1a) and 2-(4-fluorophenyl)ethanol (150 μL, 1.20 mmol) to give 241 mg of the title compound (yield: 91 %).

(73b) 4-[2-(4-Fluorophenyl)ethoxy]-N-[(Z)-1-[(2-hydroxyethyl)amino] carbonyl] -2-(4-isopropoxyphenyl)vinyl]benzamide

[0445] The same reaction as in Example 1 (1c) was conducted using N-{4-[2-(4-fluorophenyl)ethoxy]benzoyl}glycine

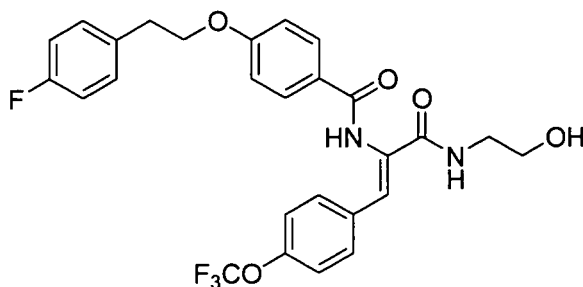
(250 mg) prepared in Example 73 (73a) and 4-isopropoxybenzaldehyde (137 μ L) to give the corresponding oxazolone (215 mg). Then, the same reaction as in Example 1 (1d) was conducted using all this oxazolone to give 122 mg of the title compound (white amorphous solid).

MS (FAB) m/z: 507 [M+H]⁺;

[0446] ¹H-nuclear magnetic resonance spectrum (400 MHz, DMSO-d₆) δ ppm: 9.64 (1H, brs), 7.95 (2H, d, J=9Hz), 7.86 (1H, brt, J=6Hz), 7.45 (2H, d, J=9Hz), 7.36 (2H, dd, J=9Hz, 6Hz), 7.16 (1H, s), 7.12 (2H, t, J=9Hz), 7.03 (2H, d, J=9Hz), 6.84 (2H, d, J=9Hz), 4.63-4.57 (2H, m), 4.26 (2H, t, J=7Hz), 3.42 (2H, q, J=6Hz), 3.21 (2H, q, J=6Hz), 3.05 (2H, t, J=7Hz), 1.22 (6H, d, J=6Hz).

(Example 74) 4-[2-(4-Fluorophenyl)ethoxy]-N-[(Z)-1-[(2-hydroxyethyl)amino]carbonyl]-2-[4-(trifluoromethoxy)phenyl]vinyl]benzamide (Exemplary Compound No. 1-217)

[0447]



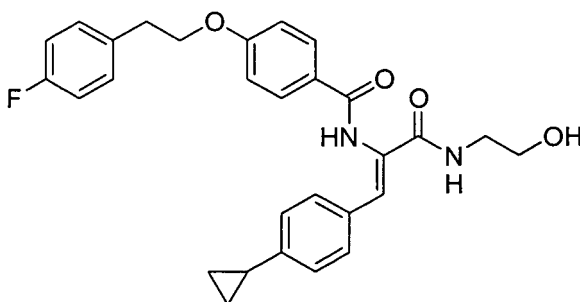
[0448] The same reaction as in Example 1 (1c) was conducted using N-[4-[2-(4-fluorophenyl)ethoxy]benzoyl]glycine (317 mg) prepared in Example 73 (73a) and 4-(trifluoromethoxy)benzaldehyde (200 mg) to give the corresponding oxazolone (360 mg). Then, the same reaction as in Example 1 (1d) was conducted using 109 mg of this oxazolone to give 92 mg of the title compound (colorless amorphous solid).

MS (FAB) m/z: 533 [M + H]⁺;

[0449] ¹H-nuclear magnetic resonance spectrum (500 MHz, DMSO-d₆) δ ppm: 9.79 (1H, brs), 8.07 (1H, t, J=5Hz), 7.95 (2H, d, J=8Hz), 7.64 (2H, d, J=9Hz), 7.38 (2H, dd, J=8Hz, 6Hz), 7.34 (2H, d, J=8Hz), 7.16 (1H, s), 7.14 (2H, t, J=9Hz), 7.05 (2H, d, J=9Hz), 4.64 (1H, t, J=5Hz), 4.27 (2H, t, J=7Hz), 3.45 (2H, q, J=6Hz), 3.24 (2H, q, J=6Hz), 3.06 (2H, t, J=7Hz).

(Example 75) N-[(Z)-2-(4-Cyclopropylphenyl)-1-[(2-hydroxyethyl)amino]carbonyl]vinyl]-4-[2-(4-fluorophenyl)ethoxy]benzamide (Exemplary Compound No. 1-223)

[0450]



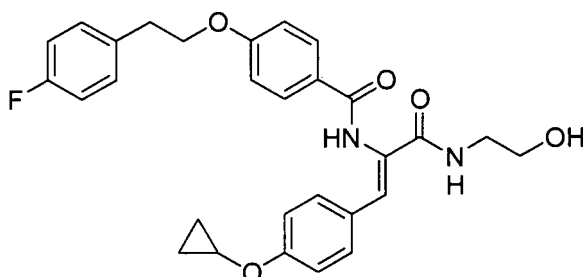
[0451] The same reaction as in Example 1 (1c) was conducted using N-[4-[2-(4-fluorophenyl)ethoxy]benzoyl]glycine (254 mg) prepared in Example 73 (73a) and 4-cyclopropylbenzaldehyde (130 mg) prepared in Example 5 to give the corresponding oxazolone (226 mg). Then, the same reaction as in Example 1 (1d) was conducted using all this oxazolone to give 166 mg of the title compound (white amorphous solid).

MS (FAB) m/z: 489 [M + H]⁺;

[0452] ¹H-nuclear magnetic resonance spectrum (400 MHz, DMSO-d₆) δ ppm: 9.67 (1H, s), 7.95-7.91 (3H, m), 7.40-7.34 (4H, m), 7.15 (1H, s), 7.13 (2H, t, J=9Hz), 7.03 (2H, d, J=9Hz), 6.99 (2H, d, J=9Hz), 4.61 (1H, t, J=5Hz), 4.26 (2H, t, J=7Hz), 3.42 (2H, q, J=6Hz), 3.21 (2H, q, J=6Hz), 3.05 (2H, t, J=7Hz), 1.90-1.83 (1H, m), 0.95-0.90 (2H, m), 0.67-0.63 (2H, m).

(Example 76) N-((Z)-2-[4-(Cyclopropyloxy)phenyl]-1-[[2-(4-fluorophenyl)ethoxy]carbonyl]vinyl)-4-[2-(4-fluorophenyl)ethoxy]benzamide (Exemplary Compound No. 1-215)

[0453]



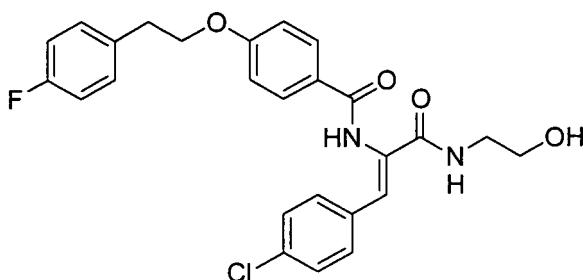
[0454] The same reaction as in Example 1 (1c) was conducted using N-{4-[2-(4-fluorophenyl)ethoxy]benzoyl}glycine (203 mg) prepared in Example 73 (73a) and 4-(cyclopropyloxy)benzaldehyde (116 mg) prepared in Example 6 (6c) to give the corresponding oxazolone (179 mg). Then, the same reaction as in Example 1 (1d) was conducted using all this oxazolone to give 132 mg of the title compound (white amorphous solid).

MS (FAB) m/z: 505 [M + H]⁺;

[0455] ¹H-nuclear magnetic resonance spectrum (400 MHz, DMSO-d₆) δ ppm: 9.65 (1H, s), 7.95 (2H, d, J=9Hz), 7.89 (1H, brt, J=6Hz), 7.47 (2H, d, J=9Hz), 7.36 (2H, dd, J=9Hz, 6Hz), 7.17 (1H, s), 7.12 (2H, t, J=9Hz), 7.03 (2H, d, J=9Hz), 6.98 (2H, d, J=9Hz), 4.62 (1H, t, J=5Hz), 4.26 (2H, t, J=7Hz), 3.81 (1H, sept, J=3Hz), 3.42 (2H, q, J=6Hz), 3.21 (2H, q, J=6Hz), 3.05 (2H, t, J=7Hz), 0.78-0.73 (2H, m), 0.63-0.59 (2H, m).

(Example 77) N-((Z)-2-(4-Chlorophenyl)-1-[[2-(4-fluorophenyl)ethoxy]carbonyl]vinyl)-4-[2-(4-fluorophenyl)ethoxy]benzamide (Exemplary Compound No. 1-229)

[0456]



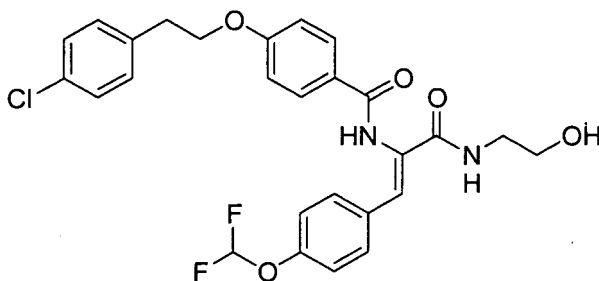
[0457] The same reaction as in Example 1 (1c) was conducted using N-{4-[2-(4-fluorophenyl)ethoxy]benzoyl}glycine (317 mg) prepared in Example 73 (73a) and 4-chlorobenzaldehyde (148 mg) to give the corresponding oxazolone (342 mg). Then, the same reaction as in Example 1 (1d) was conducted using 110 mg of this oxazolone to give 98 mg of the title compound (white powder).

mp: 60 to 63°C;

[0458] ¹H-nuclear magnetic resonance spectrum (500 MHz, DMSO-d₆) δ ppm: 9.76 (1H, brs), 8.06 (1H, t, J=5Hz), 7.95 (2H, d, J=9Hz), 7.54 (2H, d, J=8Hz), 7.40-7.37 (4H, m), 7.15 (1H, s), 7.15 (2H, t, J=9Hz), 7.05 (2H, d, J=9Hz), 4.64 (1H, t, J=5Hz), 4.27 (2H, t, J=7Hz), 3.45 (2H, q, J=6Hz), 3.24 (2H, q, J=6Hz), 3.06 (2H, t, J=7Hz).

(Example 78) 4-[2-(4-Chlorophenyl)ethoxy]-N-((Z)-2-[4-(difluoromethoxy)phenyl]-1-[[2-(hydroxyethyl)amino]carbonyl]vinyl)benzamide (Exemplary Compound No. 1-199)

[0459]



(78a) N-{4-[2-(4-Chlorophenyl)ethoxy]benzoyl}glycine

[0460] (Tributylphosphoranylidene)acetonitrile (1.31 g, 4.89 mmol) was added to a solution of toluene (12 mL) containing N-(4-hydroxybenzoyl)glycine ethyl ester (which is the compound disclosed in J. Med. Chem., (1999), 42, 1041-1052, 663 mg, 2.97 mmol) and 2-(4-chlorophenyl)ethanol (447 μ L, 3.30 mmol). The mixture was stirred at 100°C for 4 hours, and then ethyl acetate was added thereto. The resulting mixture was washed with water and saturated brine and dried over anhydrous magnesium sulfate. The solvent was evaporated, and the resulting residue was purified by silica gel column chromatography (hexane to hexane : ethyl acetate, 4:1 to 3:1, and then ethyl acetate, v/v) to give a powder (1.23 g). All this powder was dissolved in ethanol (12 mL), and then a 2 M lithium hydroxide aqueous solution (3.00 mL, 6.00 mmol) was added thereto. The resulting mixture was stirred at 60°C for 30 minutes, and then 10% hydrochloric acid (2.1 mL) was added thereto under ice-cooling. The produced precipitate was collected by filtration, washed sequentially with water and diisopropyl ether, and then dried under reduced pressure to give 861 mg of the title compound (powder, yield: 87%).

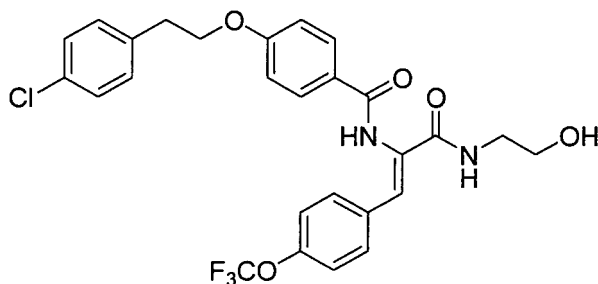
(78b) 4-[2-(4-Chlorophenyl)ethoxy]-N-((Z)-2-[4-(difluoromethoxy)phenyl]-1-[[2-(hydroxyethyl)amino]carbonyl]vinyl)benzamide

[0461] The same reaction as in Example 1 (1c) was conducted using N-{4-[2-(4-chlorophenyl)ethoxy]benzoyl}glycine (267 mg) prepared in Example 78 (78a) and 4-(difluoromethoxy)benzaldehyde (111 μ L) to give the corresponding oxazolone (333 mg). Then, the same reaction as in Example 1 (1d) was conducted using 118 mg of this oxazolone to give 91 mg of the title compound (white powder). mp: 160 to 162°C;

[0462] ^1H -nuclear magnetic resonance spectrum (400 MHz, DMSO- d_6) δ ppm: 9.71 (1H, brs), 8.00 (1H, brt, J=6Hz), 7.92 (2H, d, J=9Hz), 7.56 (2H, d, J=9Hz), 7.35 (4H, s), 7.23 (1H, t, J=74Hz), 7.16 (1H, s), 7.11 (2H, d, J=9Hz), 7.02 (2H, d, J=9Hz), 4.62 (1H, t, J=5Hz), 4.26 (2H, t, J=7Hz), 3.43 (2H, q, J=6Hz), 3.22 (2H, q, J=6Hz), 3.05 (2H, t, J=7Hz).

(Example 79) 4-[2-(4-Chlorophenyl)ethoxy]-N-((Z)-1-[[2-(hydroxyethyl)amino]carbonyl]-2-[4-(trifluoromethoxy)phenyl]vinyl)benzamide (Exemplary Compound No. 1-200)

[0463]



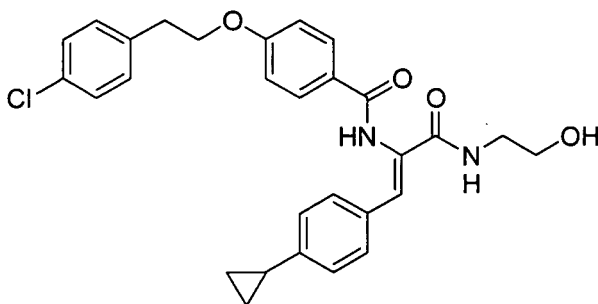
[0464] The same reaction as in Example 1 (1c) was conducted using N-{4-[2-(4-chlorophenyl)ethoxy]benzoyl}glycine (234 mg) prepared in Example 78 (78a) and 4-(trifluoromethoxy)benzaldehyde (110 μ L) to give the corresponding oxazolone (208 mg). Then, the same reaction as in Example 1 (1d) was conducted using all this oxazolone to give 160 mg of the title compound (white amorphous solid).

MS (FAB) m/z: 549 [M + H]⁺;

[0465] ¹H-nuclear magnetic resonance spectrum (400 MHz, DMSO-d₆) δ ppm: 9.76 (1H, s), 8.04 (1H, brt, J=5Hz), 7.92 (2H, d, J=9Hz), 7.61 (2H, d, J=9Hz), 7.35 (4H, s), 7.31 (2H, d, J=9Hz), 7.14 (1H, s), 7.02 (2H, d, J=9Hz), 4.62 (1H, t, J=5Hz), 4.26 (2H, t, J=7Hz), 3.43 (2H, q, J=6Hz), 3.22 (2H, q, J=6Hz), 3.06 (2H, t, J=7Hz).

(Example 80) 4-[2-(4-Chlorophenyl)ethoxy]-N-((Z)-2-(4-cyclopropylphenyl)-1-[[2-(hydroxyethyl)amino]carbonyl]vinyl)benzamide (Exemplary Compound No. 1-206)

[0466]



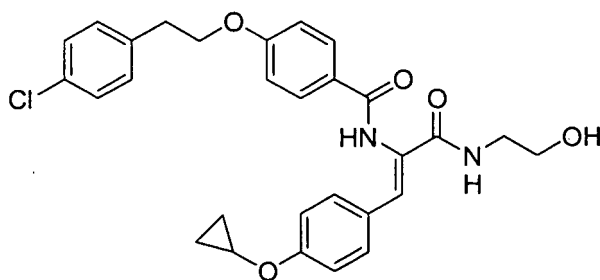
[0467] The same reaction as in Example 1 (1c) was conducted using N-{4-[2-(4-chlorophenyl)ethoxy]benzoyl}glycine (238 mg) prepared in Example 78 (78a) and 4-cyclopropylbenzaldehyde (124 mg) prepared in Example 5 to give the corresponding oxazolone (215 mg). Then, the same reaction as in Example 1 (1d) was conducted using all this oxazolone to give 173 mg of the title compound (white amorphous solid).

MS (FAB) m/z: 505 [M + H]⁺;

[0468] ¹H-nuclear magnetic resonance spectrum (500 MHz, DMSO-d₆) δ ppm: 9.69 (1H, s), 7.97-7.93 (3H, m), 7.41 (2H, d, J=8Hz), 7.38 (4H, s), 7.17 (1H, s), 7.05 (2H, d, J=9Hz), 7.01 (2H, d, J=8Hz), 4.63 (1H, t, J=5Hz), 4.28 (2H, t, J=6Hz), 3.44 (2H, q, J=6Hz), 3.23 (2H, q, J=6Hz), 3.07 (2H, t, J=6Hz), 1.89-1.84 (1H, m), 0.95-0.91 (2H, m), 0.67-0.64 (2H, m).

(Example 81) 4-[2-(4-Chlorophenyl)ethoxy]-N-((Z)-2-[4-(cyclopropyloxy)phenyl]-1-[[2-(hydroxyethyl)amino]carbonyl]vinyl)benzamide (Exemplary Compound No. 1-198)

[0469]



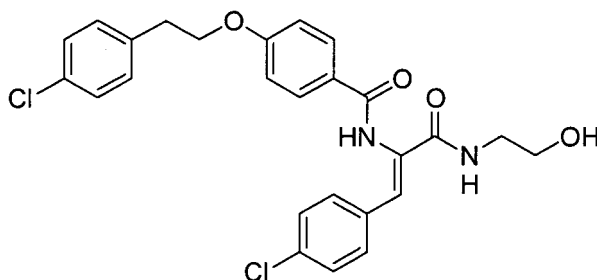
[0470] The same reaction as in Example 1 (1c) was conducted using N-{4-[2-(4-chlorophenyl)ethoxy]benzoyl} glycine (267 mg) prepared in Example 78 (78a) and 4-(cyclopropyloxy)benzaldehyde (136 mg) prepared in Example 6 (6c) to give the corresponding oxazolone (341 mg). Then, the same reaction as in Example 1 (1d) was conducted using 115 mg of this oxazolone to give 79 mg of the title compound (light yellow powder).

mp: 66 to 69°C;

[0471] ¹H-nuclear magnetic resonance spectrum (400 MHz, DMSO-d₆) δ ppm: 9.65 (1H, brs), 7.95 (2H, d, J=9Hz), 7.89 (1H, brt, J=6Hz), 7.47 (2H, d, J=9Hz), 7.36 (4H, s), 7.17 (1H, s), 7.03 (2H, d, J=9Hz), 6.97 (2H, d, J=9Hz), 4.62 (1H, t, J=6Hz), 4.26 (2H, t, J=7Hz), 3.81 (1H, sept, J=3Hz), 3.42 (2H, q, J=6Hz), 3.21 (2H, q, J=6Hz), 3.06 (2H, t, J=7Hz), 0.78-0.73 (2H, m), 0.63-0.59 (2H, m).

(Example 82) 4-[2-(4-Chlorophenyl)ethoxy]-N-((Z)-2-(4-chlorophenyl)-1-[(2-hydroxyethyl)amino]carbonylvinyl)benzamide (Exemplary Compound No. 1-212)

[0472]



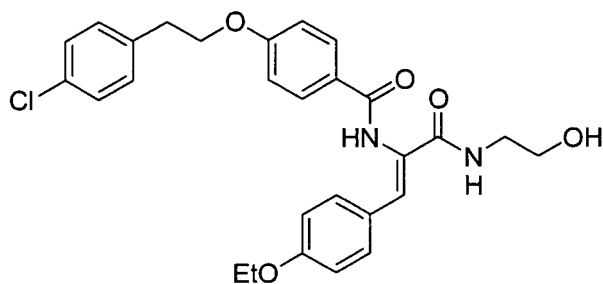
[0473] The same reaction as in Example 1 (1c) was conducted using N-{4-[2-(4-chlorophenyl)ethoxy]benzoyl}glycine (267 mg) prepared in Example 78 (78a) and 4-chlorobenzaldehyde (118 mg) to give the corresponding oxazolone (301 mg). Then, the same reaction as in Example 1 (1d) was conducted using 110 mg of this oxazolone to give 50 mg of the title compound (colorless crystalline solid).

mp: 137 to 139°C;

[0474] ¹H-nuclear magnetic resonance spectrum (400 MHz, DMSO-d₆) δ ppm: 9.72 (1H, brs), 8.04 (1H, brt, J=6Hz), 7.91 (2H, d, J=9Hz), 7.50 (2H, d, J=9Hz), 7.37 (2H, d, J=9Hz), 7.35 (4H, s), 7.11 (1H, s), 7.02 (2H, d, J=9Hz), 4.63 (1H, t, J=5Hz), 4.26 (2H, t, J=7Hz), 3.43 (2H, q, J=6Hz), 3.21 (2H, q, J=6Hz), 3.06 (2H, t, J=7Hz).

(Example 83) 4-[2-(4-Chlorophenyl)ethoxy]-N-((Z)-2-(4-ethoxyphenyl)-1-[(2-hydroxyethyl)amino]carbonylvinyl)benzamide (Exemplary Compound No. 1-196)

[0475]



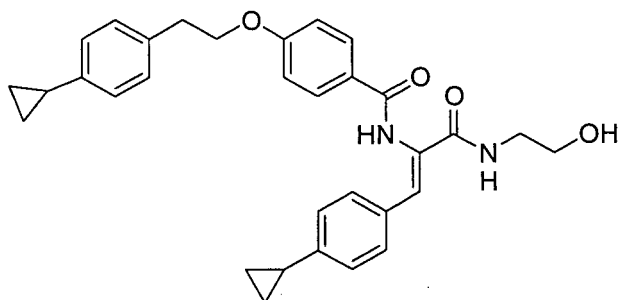
[0476] The same reaction as in Example 1 (1c) was conducted using N-{4-[2-(4-chlorophenyl)ethoxy]benzoyl}glycine (236 mg) prepared in Example 78 (78a) and 4-ethoxybenzaldehyde (107 μ L) to give the corresponding oxazolone (183 mg). Then, the same reaction as in Example 1 (1d) was conducted using all this oxazolone to give 124 mg of the title compound (white amorphous solid).

MS (FAB) m/z: 509 [M + H]⁺;

[0477] ¹H-nuclear magnetic resonance spectrum (400 MHz, DMSO-d₆) δ ppm: 9.64 (1H, s), 7.94 (2H, d, J=9Hz), 7.87 (1H, brt, J=6Hz), 7.45 (2H, d, J=9Hz), 7.36 (4H, s), 7.16 (1H, s), 7.02 (2H, d, J=9Hz), 6.85 (2H, d, J=9Hz), 4.61 (1H, t, J=6Hz), 4.27 (2H, t, J=7Hz), 3.99 (2H, q, J=7Hz), 3.42 (2H, q, J=6Hz), 3.21 (2H, q, J=6Hz), 3.06 (2H, t, J=7Hz), 1.28 (3H, t, J=7Hz).

(Example 84) 4-[2-(4-Cyclopropylphenyl)ethoxy]-N-((Z)-2-(4-cyclopropylphenyl)-1-[(2-hydroxyethyl)amino]carbonyl)vinyl)benzamide (Exemplary Compound No. 1-240)

[0478]



(84a) Methyl 4-[2-(4-bromophenyl)ethoxy]benzoate

[0479] Methyl 4-hydroxybenzoate (1.09 g, 7.14 mmol), 2-(4-bromophenyl)ethanol (1.44 g, 7.14 mmol), and triphenylphosphine (2.06 g, 7.86 mmol) were dissolved in THF (44 mL), and then diethyl azodicarboxylate (3.57 mL, 40% toluene solution, 7.86 mmol) was added thereto while stirring under ice-cooling. The mixture was further stirred at room temperature for 2 days, and then the reaction solution was concentrated under reduced pressure. The residue was purified by silica gel column chromatography (hexane : ethyl acetate, 19:1 to 9:1, v/v) to give 1.75 g of the title compound (white powder, yield: 73%).

[0480] ¹H-nuclear magnetic resonance spectrum (400 MHz, CDCl₃) δ ppm: 7.95 (2H, d, J=9Hz), 7.42 (2H, d, J=8Hz), 7.14 (2H, d, J=9Hz), 6.87 (2H, d, J=9Hz), 4.19 (2H, t, J=7Hz), 3.87 (3H, s), 3.06 (2H, t, J=7Hz).

(84b) 4-[2-(4-Cyclopropylphenyl)ethoxy]benzoic acid

[0481] Cyclopropylation was conducted according to the method disclosed in Tetrahedron Lett., (2002), 43, 6987-6990. Cyclopropyl borate (298 mg, 3.46 mmol) was dissolved in a mixture solution of toluene (10 mL) and water (0.54 mL), and methyl 4-[2-(4-bromophenyl)ethoxy]benzoate (893 mg, 2.66 mmol) prepared in Example 84 (84a), tri-cyclohexylphosphine (15% toluene solution, 0.58 mL, 0.266 mmol), potassium phosphate (2.16 g, 9.86 mmol), and palladium acetate (45 mg, 0.200 mmol) were added thereto. The mixture was stirred at 100°C for 2 hours and then cooled to room temperature. After the addition of ethyl acetate, the mixture was washed sequentially with water (twice)

and saturated brine and dried over anhydrous sodium sulfate. Then, the solvent was evaporated. The residue was purified by silica gel column chromatography (hexane : ethyl acetate, 9:1, v/v) to give the corresponding cyclopropyl derivative (544 mg, 1.84 mmol).

[0482] All the cyclopropyl derivative was dissolved in ethanol (4.59 mL), and a 2 M lithium hydroxide aqueous solution (1.84 mL, 3.67 mmol) was added thereto. The mixture was stirred at 60°C for 1 hour and then cooled to room temperature, and water and 1 N hydrochloric acid (3.67 mL, 3.67 mmol) were added thereto. The produced precipitate was collected by filtration and dried by heating under reduced pressure to give 448 mg of the title compound (yield: 60%).

[0483] ¹H-nuclear magnetic resonance spectrum (400 MHz, DMSO-d₆) δ ppm: 12.68 (1H, brs), 7.86 (2H, d, J=9Hz), 7.19 (2H, d, J=8Hz), 7.01 (2H, d, J=7Hz), 6.99 (2H, d, J=8Hz), 4.22 (2H, t, J=7Hz), 2.99 (2H, t, J=7Hz), 1.88 (1H, quint, J=4Hz), 0.93-0.89 (2H, m), 0.64-0.60 (2H, m).

(84c) N- {4-[2-(4-Cyclopropylphenyl)ethoxy]benzoyl} glycine

[0484] The same reaction as in Example 9 (9b) was conducted using 4-[2-(4-cyclopropylphenyl)ethoxy]benzoic acid (444 mg, 1.57 mmol) prepared in Example 84 (84b) to give 492 mg of the title compound (white powder, yield: 92%).

[0485] ¹H-nuclear magnetic resonance spectrum (400 MHz, DMSO-d₆) δ ppm: 12.56 (1H, brs), 8.67 (1H, brt, J=6Hz), 7.82 (2H, d, J=9Hz), 7.20 (2H, d, J=8Hz), 7.01 (2H, d, J=8Hz), 7.00 (2H, d, J=8Hz), 4.21 (2H, t, J=7Hz), 3.88 (2H, d, J=5Hz), 2.99 (2H, t, J=7Hz), 1.88 (1H, quint, J=5Hz), 0.93-0.89 (2H, m), 0.65-0.61 (2H, m).

(84d) 4-[2-(4-Cyclopropylphenyl)ethoxy]-N-((Z)-2-(4-cyclopropylphenyl)-1-[(2-hydroxyethyl)amino]carbonyl}vinyl)benzamide

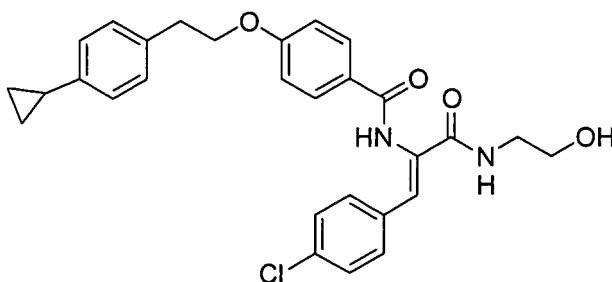
[0486] The same reaction as in Example 9 (9c) was conducted using N-{4-[2-(4-cyclopropylphenyl)ethoxy]benzoyl} glycine (150 mg) prepared in Example 84 (84c) and 4-cyclopropylbenzaldehyde (68 mg) prepared in Example 5 to give the corresponding oxazolone (100 mg). Then, the same reaction as in Example 9 (9d) was conducted using 97 mg of this oxazolone to give 77 mg of the title compound (white amorphous solid).

MS (FAB) m/z: 511 [M+H]⁺;

[0487] ¹H-nuclear magnetic resonance spectrum (400 MHz, DMSO-d₆) δ ppm: 9.66 (1H, brs), 7.94-7.90 (3H, m), 7.39 (2H, d, J=8Hz), 7.19 (2H, d, J=8Hz), 7.14 (1H, s), 7.03-6.98 (6H, m), 4.61 (1H, t, J=5Hz), 4.23 (2H, t, J=7Hz), 3.42 (2H, q, J=6Hz), 3.21 (2H, q, J=6Hz), 3.00 (2H, t, J=7Hz), 1.91-1.83 (2H, m), 0.95-0.89 (4H, m), 0.67-0.61 (4H, m).

(Example 85) N-((Z)-2-(4-Chlorophenyl)-1-[(2-hydroxyethyl)amino]carbonyl}vinyl)-4-[2-(4-cyclopropylphenyl)ethoxy] benzamide (Exemplary Compound No. 1-246)

[0488]



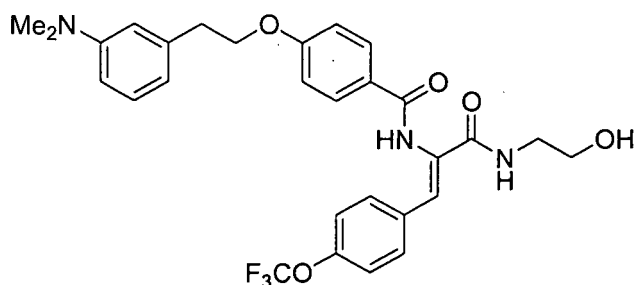
[0489] The same reaction as in Example 9 (9c) was conducted using N-{4-[2-(4-cyclopropylphenyl)ethoxy]benzoyl} glycine (150 mg) prepared in Example 84 (84c) and 4-chlorobenzaldehyde (65 mg) to give the corresponding oxazolone (112 mg). Then, the same reaction as in Example 9 (9d) was conducted using 109 mg of this oxazolone to give 90 mg of the title compound (white amorphous solid).

MS (FAB) m/z: 506 [M + H]⁺;

[0490] ¹H-nuclear magnetic resonance spectrum (400 MHz, DMSO-d₆) δ ppm: 9.72 (1H, brs), 8.03 (1H, t, J=6Hz), 7.91 (2H, d, J=9Hz), 7.50 (2H, d, J=9Hz), 7.37 (2H, d, J=9Hz), 7.18 (2H, d, J=8Hz), 7.12 (1H, s), 7.01 (2H, d, J=9Hz), 7.00 (2H, d, J=8Hz), 4.62 (1H, t, J=5Hz), 4.22 (2H, t, J=7Hz), 3.43 (2H, q, J=6Hz), 3.22 (2H, q, J=6Hz), 3.00 (2H, t, J=7Hz), 1.91-1.84 (1H, m), 0.94-0.89 (2H, m), 0.65-0.61 (2H, m).

(Example 86) 4-{2-[3-(Dimethylamino)phenyl]ethoxy}-N-[(Z)-1-[(2-hydroxyethyl)amino]carbonyl]-2-[4-(trifluoromethoxy)phenyl]vinyl}benzamide (Exemplary Compound No. 1-183)

[0491]



(86a) N-(4-{2-[3-(Dimethylamino)phenyl]ethoxy}benzoyl)glycine

[0492] The same reaction as in Example 78 (78a) was conducted using N-(4-hydroxybenzoyl)glycine ethyl ester (which is the compound disclosed in J. Med. Chem., (1999), 42, 1041-1052, 666 mg, 2.98 mmol) and 2-[3-(dimethylamino)phenyl]ethanol (555 mg, 3.36 mmol) to give 783 mg of the title compound (white powder, yield: 77%).

(86b) 4-{2-[3-(Dimethylamino)phenyl]ethoxy}-N-[(Z)-1-[(2-hydroxyethyl)amino]carbonyl]-2-[4-(trifluoromethoxy)phenyl]vinyl}benzamide

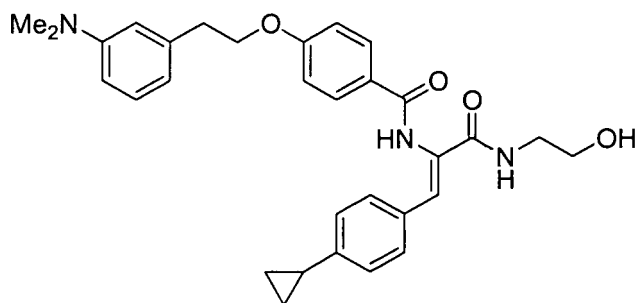
[0493] The same reaction as in Example 1 (1c) was conducted using N-(4-{2-[3-(dimethylamino)phenyl]ethoxy}benzoyl)glycine (242 mg) prepared in Example 86 (86a) and 4-(trifluoromethoxy)benzaldehyde (110 μ L) to give the corresponding oxazolone (245 mg). The same reaction as in Example 1 (1d) was conducted using all this oxazolone to give 192 mg of the title compound (white amorphous solid).

MS (FAB) m/z: 558 [M + H]⁺;

[0494] ¹H-nuclear magnetic resonance spectrum (400 MHz, DMSO-d₆) δ ppm: 9.76 (1H, s), 8.05 (1H, brt, J=6Hz), 7.92 (2H, d, J=9Hz), 7.62 (2H, d, J=9Hz), 7.31 (2H, d, J=8Hz), 7.14 (1H, s), 7.09 (1H, t, J=8Hz), 7.03 (2H, d, J=9Hz), 6.68 (1H, brs), 6.60 (1H, d, J=7Hz), 6.57 (1H, dd, J=8Hz, 2Hz), 4.62 (1H, t, J=5Hz), 4.25 (2H, t, J=7Hz), 3.44 (2H, q, J=6Hz), 3.22 (2H, q, J=6Hz), 2.98 (2H, t, J=7Hz), 2.88 (6H, s).

(Example 87) N-[(Z)-2-(4-Cyclopropylphenyl)-1-[(2-hydroxyethyl)amino]carbonyl]vinyl)-4-{2-[3-(dimethylamino)phenyl]ethoxy}benzamide (Exemplary Compound No. 1-189)

[0495]



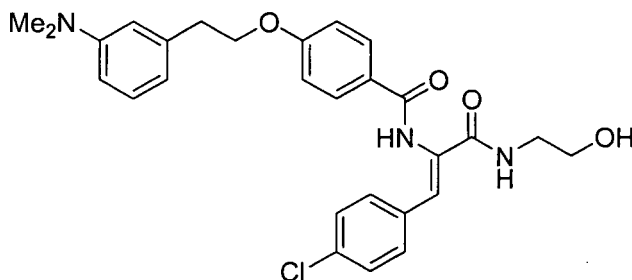
[0496] The same reaction as in Example 1 (1c) was conducted using N-(4-{2-[3-(dimethylamino)phenyl]ethoxy}benzoyl)glycine (242 mg) prepared in Example 86 (86a) and 4-cyclopropylbenzaldehyde (126 mg) prepared in Example 5 to give the corresponding oxazolone (222 mg). The same reaction as in Example 1 (1d) was conducted using all this oxazolone to give 145 mg of the title compound (light yellow amorphous solid).

MS (FAB) m/z: 514 [M + H]⁺;

[0497] ¹H-nuclear magnetic resonance spectrum (500 MHz, DMSO-d₆) δ ppm: 9.69 (1H, s), 7.97-7.93 (3H, m), 7.41 (2H, d, J=8Hz), 7.17 (1H, s), 7.12 (1H, t, J=8Hz), 7.05 (2H, d, J=9Hz), 7.02 (2H, d, J=8Hz), 6.70 (1H, brs), 6.63 (1H, d, J=7Hz), 6.60 (1H, dd, J=8Hz, 2Hz), 4.62 (1H, t, J=5Hz), 4.27 (2H, t, J=7Hz), 3.43 (2H, q, J=6Hz), 3.22 (2H, q, J=6Hz), 3.00 (2H, t, J=7Hz), 2.89 (6H, s), 1.90-1.84 (1H, m), 0.95-0.91 (2H, m), 0.67-0.64 (2H, m).

(Example 88) N-((Z)-2-(4-Chlorophenyl)-1-[(2-hydroxyethyl)amino]carbonyl)vinyl)-4-{2-[3-(dimethylamino)phenyl]ethoxy}benzamide (Exemplary Compound No. 1-195)

[0498]



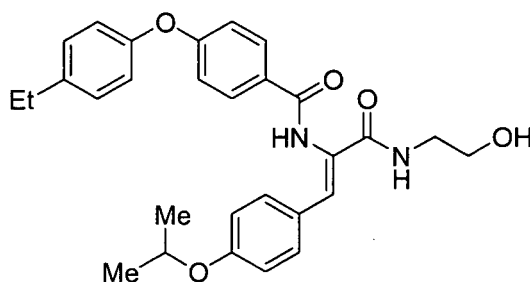
[0499] The same reaction as in Example 1 (1c) was conducted using N-(4-{2-[3-(dimethylamino)phenyl]ethoxy}benzoyl)glycine (241 mg) prepared in Example 86 (86a) and 4-chlorobenzaldehyde (108 mg) to give the corresponding oxazolone (227 mg). Then, the same reaction as in Example 1 (1d) was conducted using all this oxazolone to give 160 mg of the title compound (white amorphous solid).

MS (FAB) m/z: 508 [M + H]⁺;

[0500] ¹H-nuclear magnetic resonance spectrum (400 MHz, DMSO-d₆) δ ppm: 9.72 (1H, s), 8.03 (1H, brt, J=6Hz), 7.91 (2H, d, J=9Hz), 7.50 (2H, d, J=9Hz), 7.37 (2H, d, J=9Hz), 7.11 (1H, s), 7.09 (1H, t, J=7Hz), 7.03 (2H, d, J=9Hz), 6.67 (1H, brs), 6.60 (1H, d, J=7Hz), 6.57 (1H, dd, J=8Hz, 2Hz), 4.62 (1H, t, J=6Hz), 4.25 (2H, t, J=7Hz), 3.43 (2H, q, J=6Hz), 3.22 (2H, q, J=6Hz), 2.98 (2H, t, J=7Hz), 2.87 (6H, s).

(Example 89) 4-(4-Ethylphenoxy)-N-[(Z)-1-[(2-hydroxyethyl)amino]carbonyl]-2-(4-isopropoxyphenyl)vinyl]benzamide (Exemplary Compound No. 1-335)

[0501]



(89a) N-[4-(4-Ethylphenoxy)benzoyl]glycine

[0502] An oxidation reaction (which is the method disclosed in Tetrahedron, (1987), 43, 4767-4776) was conducted using 4-(4-ethylphenoxy)benzaldehyde (which is the compound disclosed in J. Med. Chem., (1996), 39, 3984-3997, 500 mg, 2.21 mmol). 2-Methyl-2-butene (940 μL, 8.84 mmol), sodium dihydrogen phosphate dihydrate (338 mg, 2.16 mmol), and sodium chlorite (80%, 875 mg, 7.74 mmol) were added to a mixture solution of tert-butanol (3.6 mL) and water (1.0 mL) containing 4-(4-ethylphenoxy)benzaldehyde. The resulting mixture was stirred at room temperature, and the reaction was terminated with 1 N hydrochloric acid. After the extraction with ethyl acetate, the organic layer was

washed with saturated brine and dried over anhydrous sodium sulfate. The solvent was evaporated to give 622 mg of 4-(4-ethylphenoxy)benzoic acid (white powder, yield: quantitative). Then, the same reaction as in Example 9 (9b) was conducted using all this 4-(4-ethylphenoxy)benzoic acid to give 437 mg of the title compound (pale red powder, yield: 66%).

[0503] ^1H -nuclear magnetic resonance spectrum (400 MHz, DMSO-d_6) δ ppm: 12.54 (1H, brs), 8.73 (1H, brt, $J=6\text{Hz}$), 7.85 (2H, d, $J=9\text{Hz}$), 7.25 (2H, d, $J=9\text{Hz}$), 7.01 (2H, d, $J=9\text{Hz}$), 6.97 (2H, d, $J=9\text{Hz}$), 3.90 (2H, d, $J=6\text{Hz}$), 2.61 (2H, q, $J=7\text{Hz}$), 1.19 (3H, t, $J=7\text{Hz}$).

(89b) (4Z)-2-[4-(4-Ethylphenoxy)phenyl]-4-(4-isopropoxybenzylidene)-1,3-oxazol-5(4H)-one

[0504] A mixture of N-[4-(4-ethylphenoxy)benzoyl]glycine (200 mg, 0.668 mmol) prepared in Example 89 (89a) and acetic anhydride (0.38 mL, 4.03 mmol) was stirred at 80°C for 20 minutes. Ethyl acetate was added to the reaction mixture, and then the mixture was cooled to room temperature. The solvent was evaporated, and then the residue was purified by silica gel column chromatography (hexane : ethyl acetate, 3:1, v/v) to give 2-[4-(4-ethylphenoxy)phenyl]-1,3-oxazol-5(4H)-one (120 mg, 0.427 mmol). All of this 2-[4-(4-ethylphenoxy)phenyl]-1,3-oxazol-5(4H)-one was dissolved in benzene (0.9 mL), and then 4-isopropoxybenzaldehyde (71 mg, 0.432 mmol) and triethylamine (24 μL , 0.172 mmol) were added thereto. The mixture was stirred at 90°C for 2 hours. After the addition of water to the reaction solution, the mixture was extracted with a solvent mixture of hexane and ethyl acetate. The organic layers were combined, washed with saturated brine, dried over anhydrous sodium sulfate, and then concentrated to give 181 mg of the title compound (brown oil, yield: 99%).

[0505] ^1H -nuclear magnetic resonance spectrum (400 MHz, CDCl_3) δ ppm: 8.13 (2H, d, $J=9\text{Hz}$), 8.08 (2H, d, $J=9\text{Hz}$), 7.22 (2H, d, $J=9\text{Hz}$), 7.15 (1H, s), 7.03 (2H, d, $J=9\text{Hz}$), 7.00 (2H, d, $J=9\text{Hz}$), 6.94 (2H, d, $J=9\text{Hz}$), 4.69-4.62 (1H, m), 2.67 (2H, q, $J=7\text{Hz}$), 1.38 (6H, d, $J=6\text{Hz}$), 1.27 (3H, t, $J=7\text{Hz}$).

(89c) 4-(4-Ethylphenoxy)-N-[(Z)-1-[(2-hydroxyethyl)amino]carbonyl]-2-(4-isopropoxyphenyl)vinyl]benzamide

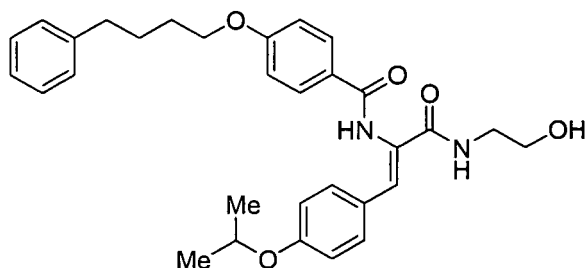
[0506] The same reaction as in Example 9 (9d) was conducted using (4Z)-2-[4-(4-ethylphenoxy)phenyl]-4-(4-isopropoxybenzylidene)-1,3-oxazol-5(4H)-one (181 mg, 0.422 mmol) prepared in Example 89 (89b) to give 115 mg of the title compound (light yellow amorphous solid, yield: 56%).

MS (FAB) m/z : 489 $[\text{M} + \text{H}]^+$;

[0507] ^1H -nuclear magnetic resonance spectrum (400 MHz, DMSO-d_6) δ ppm: 9.73 (1H, brs), 8.00 (2H, d, $J=9\text{Hz}$), 7.89 (1H, t, $J=5\text{Hz}$), 7.46 (2H, d, $J=9\text{Hz}$), 7.27 (2H, d, $J=8\text{Hz}$), 7.18 (1H, s), 7.02 (2H, d, $J=9\text{Hz}$), 7.01 (2H, d, $J=8\text{Hz}$), 6.86 (2H, d, $J=9\text{Hz}$), 4.64-4.58 (2H, m), 3.43 (2H, q, $J=6\text{Hz}$), 3.22 (2H, q, $J=6\text{Hz}$), 2.62 (2H, q, $J=7\text{Hz}$), 1.23 (6H, d, $J=6\text{Hz}$), 1.20 (3H, t, $J=8\text{Hz}$).

(Example 90) N-[(Z)-1-[(2-Hydroxyethyl)amino]carbonyl]-2-(4-isopropoxyphenyl)vinyl]-4-(4-phenylbutoxy)benzamide (Exemplary Compound No. 1-307)

[0508]



(90a) N-[4-(4-Phenylbutoxy)benzoyl]glycine

[0509] The same reaction as in Example 1 (1b) was conducted using N-(4-hydroxybenzoyl)glycine tert-butyl ester (249 mg, 0.991 mmol) prepared in Example 1 (1a) and 4-phenylbutan-1-ol (200 μL , 1.30 mmol) to give 203 mg of the title compound (white powder, yield: 63%).

(90b) N-[(Z)-1-[[[2-Hydroxyethyl]amino]carbonyl]-2-(4-isopropoxyphenyl)vinyl]-4-(4-phenylbutoxy)benzamide

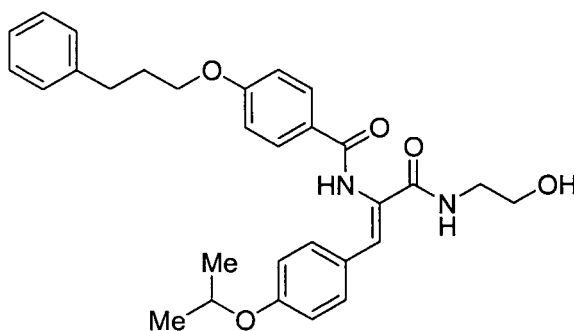
[0510] The same reaction as in Example 1 (1c) was conducted using N-[4-(4-phenylbutoxy)benzoyl]glycine (203 mg) prepared in Example 90 (90a) and 4-isopropoxybenzaldehyde (108 μ L) to give the corresponding oxazolone (167 mg). Then, the same reaction as in Example 1 (1d) was conducted using all this oxazolone to give 110 mg of the title compound (white amorphous solid).

MS (FAB) m/z: 517 [M + H]⁺;

[0511] ¹H-nuclear magnetic resonance spectrum (400 MHz, DMSO-d₆) δ ppm: 9.63 (1H, s), 7.94 (2H, d, J=9Hz), 7.86 (1H, brt, J=6Hz), 7.45 (2H, d, J=9Hz), 7.29-7.25 (2H, m), 7.21-7.14 (4H, m), 7.01 (2H, d, J=9Hz), 6.84 (2H, d, J=9Hz), 4.63-4.57 (2H, m), 4.07 (2H, t, J=5Hz), 3.42 (2H, q, J=6Hz), 3.21 (2H, q, J=6Hz), 2.65 (2H, t, J=7Hz), 1.77-1.71 (4H, m), 1.22 (6H, d, J=6Hz).

(Example 91) N-[(Z)-1-[[[2-Hydroxyethyl]amino]carbonyl]-2-(4-isopropoxyphenyl)vinyl]-4-(3-phenylpropoxy)benzamide (Exemplary Compound No. 1-301)

[0512]



(91a) N-(4-Hydroxybenzoyl)glycine methyl ester

[0513] Oxazolyl chloride (4.0 mL, 45.9 mmol) and several drops of DMF were added to a solution of dichloromethane (5 mL) containing 4-benzyloxybenzoic acid (2.29 g, 10.0 mmol) under ice-cooling, and then dichloromethane (2.5 mL) was further added thereto. The mixture was stirred at room temperature for 2.5 hours, and the solvent was evaporated. The resulting residue was dissolved in dichloromethane (20 mL), and glycine methyl ester hydrochloride (1.39 g, 11.1 mmol) and N-ethyl-N,N-diisopropylamine (4.4 mL, 25.2 mmol) were added thereto under ice-cooling. The mixture was stirred at room temperature for 18 hours, and then water was added thereto to terminate the reaction. The mixture was extracted with dichloromethane, and the organic layers were combined and concentrated. The resulting residue was purified by silica gel column chromatography (hexane : ethyl acetate, 3:4 to 0:1, v/v) to give N-[4-(benzyloxy)benzoyl]glycine methyl ester. Then, 1.66 g of this ester was dissolved in a solvent mixture of methanol (8 mL) and THF (8 mL). To the resulting mixture, 20% palladium hydroxide-carbon (168 mg) was added. The mixture was vigorously stirred at room temperature under a hydrogen atmosphere for 4 hours. The reaction mixture was filtered through Celite and then concentrated to give 1.19 g of the title compound (white powder, yield: 85%).

[0514] ¹H-nuclear magnetic resonance spectrum (400 MHz, DMSO-d₆) δ ppm: 10.0 (1H, s), 8.65 (1H, brt, J=6Hz), 7.71 (2H, d, J=9Hz), 6.79 (2H, d, J=9Hz), 3.95 (2H, d, J=6Hz), 3.63 (3H, s).

(91b) N-[4-(3-Phenylpropoxy)benzoyl]glycine

[0515] N-(4-Hydroxybenzoyl)glycine methyl ester (0.34 g, 1.63 mmol) prepared in Example 91 (91a), 3-phenylpropan-1-ol (0.23 mL, 1.70 mmol), and triphenylphosphine (457 mg, 1.74 mmol) were dissolved in THF (6.5 mL), and diethyl azodicarboxylate (0.88 mL, 40% toluene solution, 1.76 mmol) was added thereto while stirring under ice-cooling. The resulting mixture was stirred at room temperature for 3.5 hours, and then the reaction solution was diluted with ethyl acetate, washed with water and saturated brine, and dried over anhydrous magnesium sulfate. The solvent was evaporated, and the resulting residue was purified by silica gel column chromatography (hexane to hexane : ethyl acetate, 5:1, 3:1, 2:1, and 1:1, v/v) to give 490 mg of an oily substance.

[0516] All this oily substance was dissolved in ethanol (7.5 mL), and a 2 N sodium hydroxide aqueous solution (3.80 mL, 7.60 mmol) was added thereto. The mixture was stirred at 90 °C for 2 hours and then cooled with ice. This mixture was made acidic with concentrated hydrochloric acid and then concentrated. After the evaporation of ethanol, the resulting precipitate was collected by filtration, washed with water, and dried by heating under reduced pressure to give

318 mg of the title compound (yield: 63%).
[0517] ¹H-nuclear magnetic resonance spectrum (400 MHz, DMSO-d₆) δ ppm: 12.6 (1H, brs), 8.67 (1H, brt, J=6Hz), 7.83 (2H, d, J=9Hz), 7.30-7.17 (5H, m), 7.01 (2H, d, J=9Hz), 4.03 (2H, t, J=7Hz), 3.90 (2H, d, J=6Hz), 2.75 (2H, t, J=7Hz), 2.06-2.01 (2H, m).

(91 c) N-[(Z)-1 - {[2-Hydroxyethyl]amino]carbonyl} -2-(4-isopropoxyphenyl)vinyl]-4-(3-phenylpropoxy)benzamide

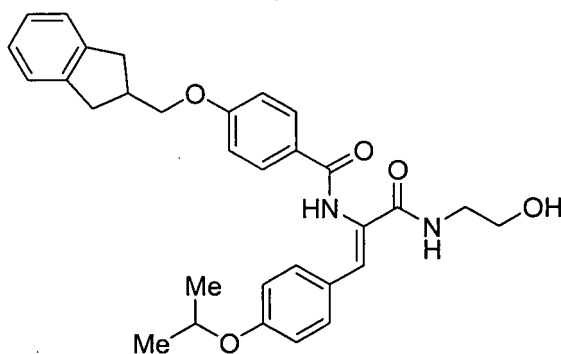
[0518] The same reaction as in Example 1 (1c) was conducted using N-[4-(3-phenylpropoxy)benzoyl]glycine (227 mg) prepared in Example 91 (91b) and 4-isopropoxybenzaldehyde (125 μL) to give the corresponding oxazolone (244 mg). Then, the same reaction as in Example 1 (1d) was conducted using all this oxazolone to give 130 mg of the title compound (white amorphous solid).

MS (FAB) m/z: 503 [M + H]⁺;

[0519] ¹H-nuclear magnetic resonance spectrum (400 MHz, DMSO-d₆) δ ppm: 9.64 (1H, s), 7.95 (2H, d, J=9Hz), 7.86 (1H, brt, J=5Hz), 7.45 (2H, d, J=9Hz), 7.29-7.17 (5H, m), 7.16 (1H, s), 7.02 (2H, d, J=9Hz), 6.84 (2H, d, J=9Hz), 4.63-4.57 (2H, m), 4.04 (2H, t, J=6Hz), 3.42 (2H, q, J=6Hz), 3.21 (2H, q, J=6Hz), 2.75 (2H, t, J=7Hz), 2.08-2.01 (2H, m), 1.23 (6H, d, J=6Hz).

(Example 92) 4-(2,3-Dihydro-1H-inden-2-ylmethoxy)-N-[(Z)-1-[[2-hydroxyethyl]amino]carbonyl]-2-(4-isopropoxyphenyl)vinyl]benzamide (Exemplary Compound No. 1-341)

[0520]



(92a) N-[4-(2,3-Dihydro-1H-inden-2-ylmethoxy)benzoyl]glycine

[0521] The same reaction as in Example 1 (1b) was conducted using N-(4-hydroxybenzoyl)glycine tert-butyl ester (250 mg, 0.995 mmol) prepared in Example 1 (1a) and 2,3-dihydro-1H-inden-2-ylmethanol (which is the compound disclosed in J. Med. Chem., (1989), 32, 1326-1334, 165 mg, 1.11 mmol) to give 263 mg of the title compound (colorless crystalline solid, yield: 85%).

(92b) 4-(2,3-Dihydro-1H-inden-2-ylmethoxy)-N-[(Z)-1-[[2-hydroxyethyl]amino]carbonyl]-2-(4-isopropoxyphenyl)vinyl]benzamide

[0522] The same reaction as in Example 1 (1c) was conducted using N-[4-(2,3-dihydro-1H-inden-2-ylmethoxy)benzoyl]glycine (258 mg) prepared in Example 92 (92a) and 4-isopropoxybenzaldehyde (138 μL) to give the corresponding oxazolone (279 mg). Then, the same reaction as in Example 1 (1d) was conducted using all this oxazolone to give 130 mg of the title compound (white amorphous solid).

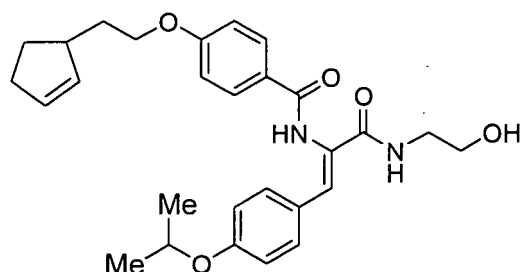
MS (FAB) m/z: 515 [M + H]⁺;

[0523] ¹H-nuclear magnetic resonance spectrum (400 MHz, DMSO-d₆) δ ppm: 9.68 (1H, s), 7.98 (2H, d, J=9Hz), 7.89 (1H, brt, J=5Hz), 7.47 (2H, d, J=9Hz), 7.26-7.24 (2H, m), 7.18 (1H, s), 7.15-7.12 (2H, m), 7.08 (2H, d, J=9Hz), 6.86 (2H, d, J=9Hz), 4.64-4.59 (2H, m), 4.08 (2H, d, J=7Hz), 3.43 (2H, q, J=6Hz), 3.22 (2H, q, J=6Hz), 3.11 (2H, dd, J=16Hz, 8Hz), 2.94 (1H, sept, J=7Hz), 2.81 (2H, dd, J=16Hz, 7Hz), 1.23 (6H, d, J=6Hz).

(Example 93) 4-(2-Cyclopenta-2-en-1-ylethoxy)-N-[(Z)-1-[[[(2-hydroxyethyl)amino]carbonyl]-2-(4-isopropoxyphenyl)vinyl]benzamide (Exemplary

[0524]

Compound No. 1-344)



(93a) N-[4-(2-Cyclopenta-2-en-1-ylethoxy)benzoyl]glycine

[0525] The same reaction as in Example 1 (1b) was conducted using N-(4-hydroxybenzoyl)glycine tert-butyl ester (157 mg, 0.625 mmol) prepared in Example 1 (1a) and 2-cyclopenta-2-en-1-ylethanol (which is the compound disclosed in J. Org. Chem., (2000), 65, 4241-4250, 85 mg, 0.75 mmol) to give 128 mg of the title compound (white powder, yield: 72%).

(93b) 4-(2-Cyclopenta-2-en-1-ylethoxy)-N-[(Z)-1-[[[(2-hydroxyethyl)amino]carbonyl]-2-(4-isopropoxyphenyl)vinyl]benzamide

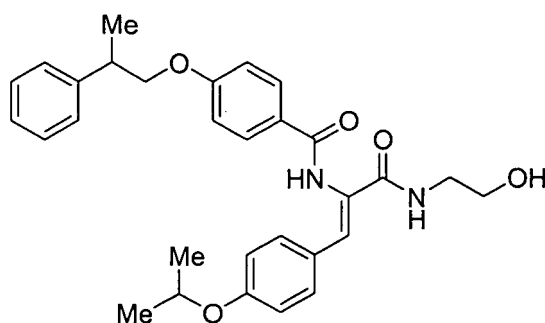
[0526] The same reaction as in Example 1 (1c) was conducted using N-[4-(2-cyclopenta-2-en-1-ylethoxy)benzoyl]glycine (128 mg) prepared in Example 93 (93a) and 4-isopropoxybenzaldehyde (76 mg) to give the corresponding oxazolone (90 mg). Then, the same reaction as in Example 1 (1d) was conducted using 75 mg of this oxazolone to give 77 mg of the title compound (white powder).

mp: 67 to 70°C;

[0527] ¹H-nuclear magnetic resonance spectrum (400 MHz, CDCl₃) δ ppm: 7.94 (1H, brs), 7.82 (2H, d, J=9Hz), 7.32 (2H, d, J=9Hz), 7.04 (1H, s), 6.91 (2H, d, J=9Hz), 6.83 (1H, t, J=5Hz), 6.80 (2H, d, J=9Hz), 5.80-5.76 (1H, m), 5.74-5.71 (1H, m), 4.52 (1H, sept, J=6Hz), 4.05 (2H, t, J=6Hz), 3.73 (2H, t, J=5Hz), 3.45 (2H, q, J=5Hz), 3.33 (1H, brs), 2.88 (1H, brt, J=6Hz), 2.43-2.26 (2H, m), 2.17-2.07 (1H, m), 1.92 (1H, sept, J=7Hz), 1.80 (1H, sept, J=7Hz), 1.54-1.45 (1H, m), 1.32 (6H, d, J=6Hz).

(Example 94) N-[(Z)-1-[[[(2-Hydroxyethyl)amino]carbonyl]-2-(4-isopropoxyphenyl)vinyl]-4-(2-phenylpropoxy)benzamide (Exemplary Compound No. 1-347)

[0528]



(94a) N-[4-(2-Phenylpropoxy)benzoyl]glycine

[0529] The same reaction as in Example 1 (1b) was conducted using N-(4-hydroxybenzoyl)glycine tert-butyl ester (247 mg, 0.983 mmol) prepared in Example 1 (1a) and 2-phenylpropan-1-ol (185 μ L, 1.32 mmol) to give 221 mg of the title compound (white powder, yield: 72%).

(94b) N-[(Z)-1-[[[(2-Hydroxyethyl)amino]carbonyl]-2-(4-isopropoxyphenyl)vinyl]-4-(2-phenylpropoxy)benzamide

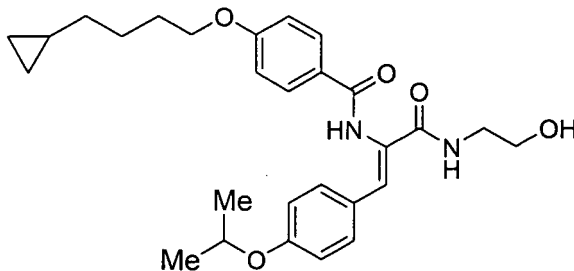
[0530] The same reaction as in Example 1 (1c) was conducted using N-[4-(2-phenylpropoxy)benzoyl]glycine (219 mg) prepared in Example 94 (94a) and 4-isopropoxybenzaldehyde (121 μ L) to give the corresponding oxazolone (185 mg). Then, the same reaction as in Example 1 (1d) was conducted using all this oxazolone to give 134 mg of the title compound (white amorphous solid).

MS (FAB) m/z: 503 [M + H]⁺;

[0531] ¹H-nuclear magnetic resonance spectrum (400 MHz, DMSO-d₆) δ ppm: 9.63 (1H, s), 7.93 (2H, d, J=9Hz), 7.85 (1H, brt, J=6Hz), 7.44 (2H, d, J=9Hz), 7.35-7.29 (4H, m), 7.23-7.20 (1H, m), 7.15 (1H, s), 7.01 (2H, d, J=9Hz), 6.83 (2H, d, J=9Hz), 4.63-4.57 (2H, m), 4.21-4.10 (2H, m), 3.41 (2H, q, J=6Hz), 3.25-3.18 (3H, m), 1.33 (3H, d, J=7Hz), 1.22 (6H, d, J=6Hz).

(Example 95) 4-(4-Cyclopropylbutoxy)-N-[(Z)-1-[[[(2-hydroxyethyl)amino]carbonyl]-2-(4-isopropoxyphenyl)vinyl]benzamide (Exemplary Compound No. 1-350)

[0532]



(95a) N-[4-(4-Cyclopropylbutoxy)benzoyl]glycine

[0533] The same reaction as in Example 1 (1b) was conducted using N-(4-hydroxybenzoyl)glycine tert-butyl ester (251 mg, 1.00 mmol) prepared in Example 1 (1a) and 4-cyclopropylbutan-1-ol (which is the compound disclosed in J. Med. Chem., (1998), 41, 1112-1123, 137 mg, 1.20 mmol) to give 257 mg of the title compound (white powder, yield: 88%).

(95b) 4-(4-Cyclopropylbutoxy)-N-[(Z)-1-[[[(2-hydroxyethyl)amino]carbonyl]-2-(4-isopropoxyphenyl)vinyl]benzamide

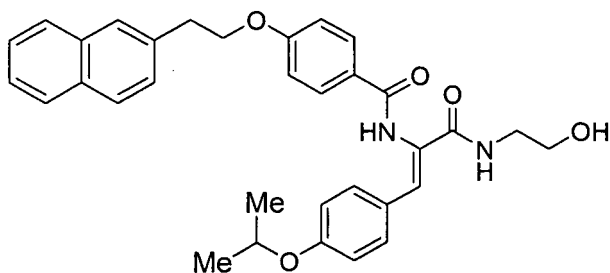
[0534] The same reaction as in Example 1 (1c) was conducted using N-[4-(4-cyclopropylbutoxy)benzoyl]glycine (146 mg) prepared in Example 95 (95a) and 4-isopropoxybenzaldehyde (86 mg) to give the corresponding oxazolone (94 mg). Then, the same reaction as in Example 1 (1d) was conducted using all this oxazolone to give 55 mg of the title compound (white powder).

mp: 53 to 55°C;

[0535] ¹H-nuclear magnetic resonance spectrum (500 MHz, CDCl₃) δ ppm: 8.14 (1H, brs), 7.81 (2H, d, J=9Hz), 7.30 (2H, d, J=9Hz), 6.99 (1H, s), 6.97 (1H, t, J=5Hz), 6.88 (2H, d, J=9Hz), 6.77 (2H, d, J=9Hz), 4.51 (1H, sept, J=6Hz), 3.98 (2H, t, J=6Hz), 3.68 (2H, t, J=5Hz), 3.40 (2H, q, J=5Hz), 1.88-1.77 (2H, m), 1.62-1.51 (2H, m), 1.31 (6H, d, J=6Hz), 1.32-1.26 (2H, m), 0.73-0.65 (1H, m), 0.45-0.41 (2H, m), 0.05-0.02 (2H, m).

(Example 96) N-[(Z)-1-[[[(2-Hydroxyethyl)amino]carbonyl]-2-(4-isopropoxyphenyl)vinyl]-4-[2-(2-naphthyl)ethoxy]benzamide (Exemplary Compound No. 1-353)

[0536]



(96a) N-{4-[2-(2-Naphthyl)ethoxy]benzoyl}glycine

[0537] The same reaction as in Example 1 (1b) was conducted using N-(4-hydroxybenzoyl)glycine tert-butyl ester (251 mg, 1.00 mmol) prepared in Example 1 (1a) and 2-(2-naphthyl)ethanol (207 mg, 1.20 mmol) to give 314 mg of the title compound (white powder, yield: 90%).

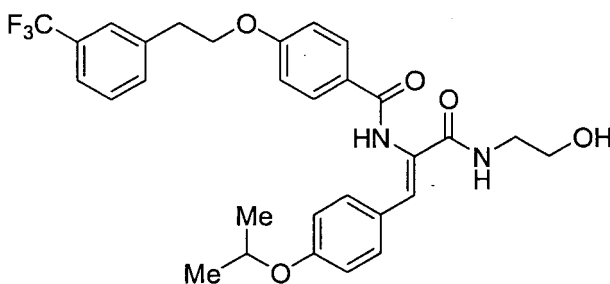
(96b) N-[(Z)-1-[(2-Hydroxyethyl)amino]carbonyl]-2-(4-isopropoxyphenyl)vinyl]-4-[2-(2-naphthyl)ethoxy]benzamide

[0538] The same reaction as in Example 1 (1c) was conducted using N-{4-[2-(2-naphthyl)ethoxy]benzoyl}glycine (140 mg) prepared in Example 96 (96a) and 4-isopropoxybenzaldehyde (69 mg) to give the corresponding oxazolone (108 mg). Then, the same reaction as in Example 1 (1d) was conducted using 81 mg of this oxazolone to give 57 mg of the title compound (white powder).

mp: 78 to 79°C;

[0539] ¹H-nuclear magnetic resonance spectrum (400 MHz, CDCl₃) δ ppm: 8.03 (1H, brs), 7.82-7.75 (5H, m), 7.69 (1H, s), 7.47-7.37 (3H, m), 7.27 (2H, d, J=9Hz), 6.97 (1H, s), 6.88-6.86 (3H, m), 6.74 (2H, d, J=9Hz), 4.47 (1H, sept, J=6Hz), 4.26 (2H, t, J=6Hz), 3.67 (2H, t, J=5Hz), 3.39 (2H, q, J=5Hz), 3.25 (2H, t, J=6Hz), 1.28 (6H, d, J=6Hz).

(Example 97) N-[(Z)-1-[(2-Hydroxyethyl)amino]carbonyl]-2-(4-isopropoxyphenyl)vinyl]-4-{2-[3-(trifluoromethyl)phenyl]ethoxy}benzamide (Exemplary Compound No. 1-356)

[0540]

(97a) N-(4-{2-[3-(Trifluoromethyl)phenyl]ethoxy}benzoyl)glycine

[0541] The same reaction as in Example 1 (1b) was conducted using N-(4-hydroxybenzoyl)glycine tert-butyl ester (502 mg, 2.00 mmol) prepared in Example 1 (1a) and 2-[3-(trifluoromethyl)phenyl]ethanol (330 μL, 2.20 mmol) to give 368 mg of the title compound (white powder, yield: 80%).

(97b) N-[(Z)-1-[(2-Hydroxyethyl)amino]carbonyl]-2-(4-isopropoxyphenyl)vinyl]-4-{2-[3-(trifluoromethyl)phenyl]ethoxy}benzamide

[0542] The same reaction as in Example 1 (1c) was conducted using N-(4-{2-[3-(trifluoromethyl)phenyl]ethoxy}benzoyl)glycine (368 mg) prepared in Example 97 (97a) and 4-isopropoxybenzaldehyde (174 μL) to give the corresponding oxazolone (338 mg). The same reaction as in Example 1 (1d) was conducted using all this oxazolone to give 311 mg

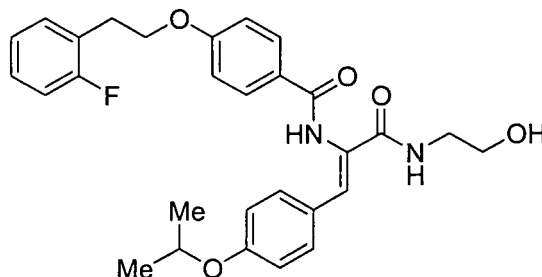
of the title compound (white amorphous solid).

MS (FAB) m/z: 557 [M + H]⁺;

[0543] ¹H-nuclear magnetic resonance spectrum (400 MHz, DMSO-d₆) δ ppm: 9.68 (1H, s), 7.98 (2H, d, J=7Hz), 7.89 (1H, brt, J=5Hz), 7.74 (1H, s), 7.68 (1H, d, J=7Hz), 7.62-7.55 (2H, m), 7.47 (2H, d, J=9Hz), 7.18 (1H, s), 7.06 (2H, d, J=8Hz), 6.86 (2H, d, J=8Hz), 4.64-4.58 (2H, m), 4.34 (2H, d, J=6Hz), 3.43 (2H, q, J=6Hz), 3.24-3.17 (4H, m), 1.23 (6H, d, J=6Hz).

(Example 98) 4-[2-(2-Fluorophenyl)ethoxy]-N-[(Z)-1-[(2-hydroxyethyl)amino]carbonyl]-2-(4-isopropoxyphenyl)vinyl]benzamide (Exemplary Compound No. 1-359)

[0544]



(98a) N- {4-[2-(2-Fluorophenyl)ethoxy]benzoyl} glycine

[0545] The same reaction as in Example 1 (1b) was conducted using N-(4-hydroxybenzoyl)glycine tert-butyl ester (231 mg, 0.919 mmol) prepared in Example 1 (1a) and 2-(2-fluorophenyl)ethanol (137 μL, 1.02 mmol) to give 214 mg of the title compound (white powder, yield: 73%).

(98b) 4-[2-(2-Fluorophenyl)ethoxy]-N-[(Z)-1-[(2-hydroxyethyl)amino]carbonyl]-2-(4-isopropoxyphenyl)vinyl]benzamide

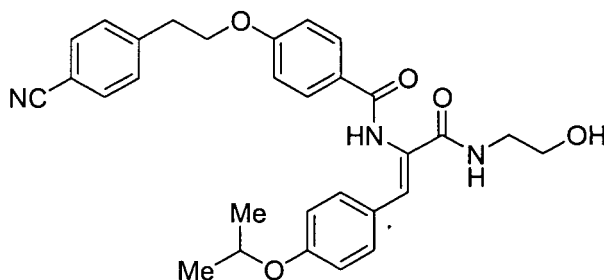
[0546] The same reaction as in Example 1 (1c) was conducted using N-{4-[2-(2-fluorophenyl)ethoxy]benzoyl}glycine (214 mg) prepared in Example 98 (98a) and 4-isopropoxybenzaldehyde (118 μL) to give the corresponding oxazolone (232 mg). The same reaction as in Example 1 (1d) was conducted using all this oxazolone to give 168 mg of the title compound (white amorphous solid).

MS (FAB) m/z: 507 [M + H]⁺;

[0547] ¹H-nuclear magnetic resonance spectrum (400 MHz, DMSO-d₆) δ ppm: 9.68 (1H, s), 7.98 (2H, d, J=8Hz), 7.90 (1H, brt, J=5Hz), 7.48-7.42 (3H, m), 7.34-7.29 (1H, m), 7.22-7.16 (3H, m), 7.05 (2H, d, J=8Hz), 6.86 (2H, d, J=8Hz), 4.64-4.59 (2H, m), 4.29 (2H, t, J=7Hz), 3.43 (2H, q, J=6Hz), 3.22 (2H, q, J=6Hz), 3.11 (2H, t, J=7Hz), 1.23 (6H, d, J=6Hz).

(Example 99) 4-[2-(4-Cyanophenyl)ethoxy]-N-[(Z)-1-[(2-hydroxyethyl)amino]carbonyl]-2-(4-isopropoxyphenyl)vinyl]benzamide (Exemplary Compound No. 1-362)

[0548]



(99a) N-{4-[2-(4-Cyanophenyl)ethoxy]benzoyl} glycine

[0549] The same reaction as in Example 1 (1b) was conducted using N-(4-hydroxybenzoyl)glycine tert-butyl ester (582 mg, 3.83 mmol) prepared in Example 1 (1a) and 4-(2-hydroxyethyl)benzonitrile (592 mg, 4.02 mmol) to give 226 mg of the title compound (white powder, yield: 46%).

[0550] ¹H-nuclear magnetic resonance spectrum (400 MHz, DMSO-d₆) δ ppm: 12.5 (1H, s), 8.65 (1H, t, J=9Hz), 7.80 (2H, d, J=9Hz), 7.77 (2H, d, J=9Hz), 7.53 (2H, d, J=9Hz), 6.98 (2H, d, J=9Hz), 4.29 (2H, t, J=7Hz), 3.87 (2H, d, J=6Hz), 3.15 (2H, t, J=7Hz).

(99b) 4-[2-(4-Cyanophenyl)ethoxy]-N-[(Z)-1-[(2-hydroxyethyl)amino]carbonyl]-2-(4-isopropoxyphenyl)vinyl]benzamide

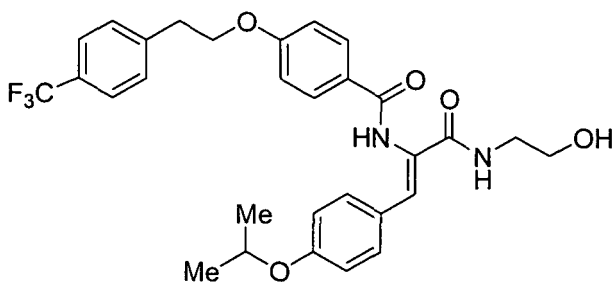
[0551] The same reaction as in Example 1 (1c) was conducted using N-{4-[2-(4-cyanophenyl)ethoxy]benzoyl}glycine (226 mg) prepared in Example 99 (99a) and 4-isopropoxybenzaldehyde (121 μL) to give the corresponding oxazolone (217 mg). Then, the same reaction as in Example 1 (1d) was conducted using all this oxazolone to give 128 mg of the title compound (white amorphous solid).

MS (FAB) m/z: 514 [M + H]⁺;

[0552] ¹H-nuclear magnetic resonance spectrum (400 MHz, DMSO-d₆) δ ppm: 9.65 (1H, s), 7.95 (2H, d, J=9Hz), 7.87 (1H, brt, J=5Hz), 7.78 (2H, d, J=8Hz), 7.55 (2H, d, J=8Hz), 7.44 (2H, d, J=9Hz), 7.16 (1H, s), 7.02 (2H, d, J=9Hz), 6.83 (2H, d, J=9Hz), 4.63-4.57 (2H, m), 4.32 (2H, t, J=7Hz), 3.42 (2H, q, J=6Hz), 3.21 (2H, q, J=6Hz), 3.16 (2H, t, J=7Hz), 1.22 (6H, d, J=6Hz).

(Example 100) N-[(Z)-1-[(2-Hydroxyethyl)amino]carbonyl]-2-(4-isopropoxyphenyl)vinyl]-4-{2-[4-(trifluoromethyl)phenyl]ethoxy}benzamide (Exemplary Compound No. 1-365)

[0553]



(100a) N-(4-{2-[4-(Trifluoromethyl)phenyl]ethoxy}benzoyl)glycine

[0554] The same reaction as in Example 1 (1b) was conducted using N-(4-hydroxybenzoyl)glycine tert-butyl ester (251 mg, 1.00 mmol) prepared in Example 1 (1a) and 2-[4-(trifluoromethyl)phenyl]ethanol (209 mg, 1.10 mmol) prepared according to the method disclosed in the document (J. Med. Chem., (2002), 45, 4321-4335) to give 278 mg of the title compound (white powder, yield: quantitative).

(100b) N-[(Z)-1-[(2-Hydroxyethyl)amino]carbonyl]-2-(4-isopropoxyphenyl)vinyl]-4-{2-[4-(trifluoromethyl)phenyl]ethoxy}benzamide

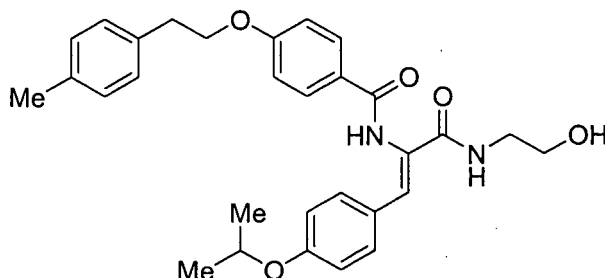
[0555] The same reaction as in Example 1 (1c) was conducted using N-(4-{2-[4-(trifluoromethyl)phenyl]ethoxy}benzoyl)glycine (278 mg) prepared in Example 100 (100a) and 4-isopropoxybenzaldehyde (130 mg) to give the corresponding oxazolone (180 mg). Then, the same reaction as in Example 1 (1d) was conducted using all this oxazolone to give 28 mg of the title compound (white amorphous solid).

MS (FAB) m/z: 557 [M + H]⁺;

[0556] ¹H-nuclear magnetic resonance spectrum (400 MHz, CDCl₃) δ ppm: 7.79 (3H, brd, J=9Hz), 7.57 (2H, d, J=8Hz), 7.39 (2H, d, J=8Hz), 7.30 (2H, d, J=9Hz), 7.03 (1H, s), 6.89 (2H, d, J=9Hz), 6.78 (2H, d, J=9Hz), 6.72-6.68 (1H, m), 4.51 (1H, sept, J=6Hz), 4.23 (2H, t, J=7Hz), 3.74 (2H, brs), 3.46 (2H, q, J=5Hz), 3.17 (3H, brt, J=7Hz), 1.31 (6H, d, J=6Hz).

(Example 101) N-[(Z)-1-[(2-Hydroxyethyl)amino]carbonyl]-2-(4-isopropoxyphenyl)vinyl]-4-[2-(4-methylphenyl)ethoxy]benzamide (Exemplary Compound No. 1-368)

[0557]



(101a) N-{4-[2-(4-Methylphenyl)ethoxy]benzoyl}glycine

[0558] The same reaction as in Example 1 (1b) was conducted using N-(4-hydroxybenzoyl)glycine tert-butyl ester (275 mg, 1.09 mmol) prepared in Example 1 (1a) and 2-(4-methylphenyl)ethanol (159 μ L, 1.14 mmol) to give 306 mg of the title compound (colorless crystalline solid, yield: 90%).

(101b) N-[(Z)-1-[(2-Hydroxyethyl)amino]carbonyl]-2-(4-isopropoxyphenyl)vinyl]-4-[2-(4-methylphenyl)ethoxy]benzamide

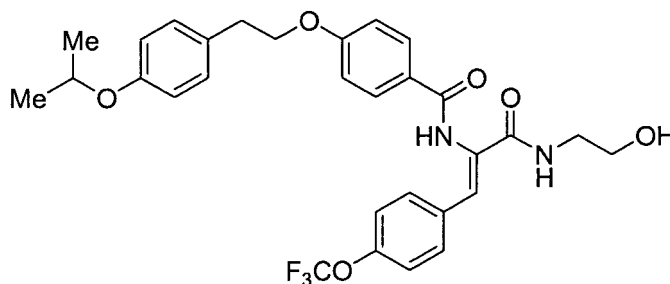
[0559] The same reaction as in Example 1 (1c) was conducted using N-{4-[2-(4-methylphenyl)ethoxy]benzoyl}glycine (306 mg) prepared in Example 101 (101a) and 4-isopropoxybenzaldehyde (176 mg) to give the corresponding oxazolone (335 mg). Then, the same reaction as in Example 1 (1d) was conducted using all this oxazolone to give 300 mg of the title compound (light yellow amorphous solid).

MS (FAB) m/z: 503 [M + H]⁺;

[0560] ¹H-nuclear magnetic resonance spectrum (400 MHz, DMSO-d₆) δ ppm: 9.63 (1H, brs), 7.94 (2H, d, J=9Hz), 7.86 (1H, brt, J=5Hz), 7.44 (2H, d, J=9Hz), 7.20 (2H, d, J=8Hz), 7.15 (1H, s), 7.11 (2H, d, J=8Hz), 7.02 (2H, d, J=9Hz), 6.84 (2H, d, J=9Hz), 4.63-4.57 (2H, m), 4.24 (2H, t, J=7Hz), 3.42 (2H, q, J=6Hz), 3.21 (2H, q, J=6Hz), 3.01 (2H, t, J=7Hz), 2.27 (3H, s), 1.22 (6H, d, J=6Hz).

(Example 102) N-[(Z)-1-[(2-Hydroxyethyl)amino]carbonyl]-2-[4-(trifluoromethoxy)phenyl]vinyl]-4-[2-(4-isopropoxyphenyl)ethoxy]benzamide (Exemplary Compound No. 1-373)

[0561]



(102a) N-{4-[2-(4-Isopropoxyphenyl)ethoxy]benzoyl}glycine

[0562] The same reaction as in Example 78 (78a) was conducted using N-(4-hydroxybenzoyl)glycine ethyl ester (which is the compound disclosed in J. Med. Chem., (1999), 42, 1041-1052, 397 mg, 2.20 mmol) and 2-(4-isopropoxyphenyl)ethanol (which is the compound disclosed in J. Chem. Soc. Perkin Trans. 1, (1983), 619-624, 447 mg, 2.00 mmol) to

give 636 mg of the title compound (white powder, yield: 82%).

(102b) N-[(Z)-1-[[2-(2-Hydroxyethyl)amino]carbonyl]-2-[4-(trifluoromethoxy)phenyl]vinyl]-4-[2-(4-isopropoxyphenyl)ethoxy]benzamide

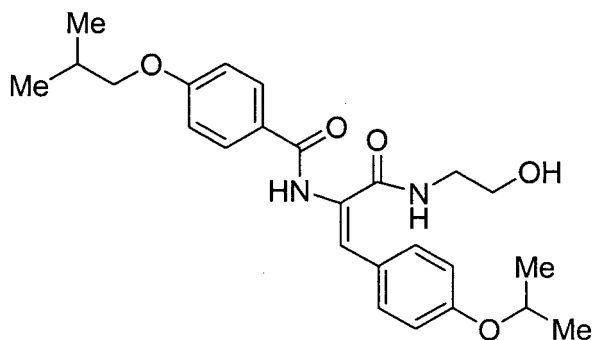
[0563] The same reaction as in Example 1 (1c) was conducted using N-[4-[2-(4-isopropoxyphenyl)ethoxy]benzoyl]glycine (228 mg) prepared in Example 102 (102a) and 4-(trifluoromethoxy)benzaldehyde (96 μ L) to give the corresponding oxazolone (207 mg). Then, the same reaction as in Example 1 (1d) was conducted using 204 mg of this oxazolone to give 171 mg of the title compound (white amorphous solid).

MS (FAB) m/z: 573 [M + H]⁺;

[0564] ¹H-nuclear magnetic resonance spectrum (400 MHz, DMSO-d₆) δ ppm: 9.76 (1H, brs), 8.05 (1H, t, J=6Hz), 7.92 (2H, d, J=9Hz), 7.62 (2H, d, J=9Hz), 7.31 (2H, d, J=8Hz), 7.20 (2H, d, J=9Hz), 7.14 (1H, s), 7.02 (2H, d, J=9Hz), 6.83 (2H, d, J=9Hz), 4.62 (1H, t, J=5Hz), 4.55 (1H, sept, J=6Hz), 4.22 (2H, t, J=7Hz), 3.44 (2H, q, J=6Hz), 3.22 (2H, q, J=6Hz), 2.98 (2H, t, J=7Hz), 1.24 (6H, d, J=6Hz).

(Example 103) N-[(E)-1-[[2-(2-Hydroxyethyl)amino]carbonyl]-2-(4-isopropoxyphenyl)vinyl]-4-isobutoxybenzamide

[0565]



(103a) 2-(4-Isobutoxyphenyl)-4-(4-isopropoxybenzylidene)-1,3-oxazol-5(4H)-one

[0566] The same reaction as in Example 1 (1c) was conducted using N-(4-isobutoxybenzoyl)glycine (5.00 g) prepared in Example 30 (30a) and 4-isopropoxybenzaldehyde (3.59 g) to give the corresponding oxazolone (4.21 g). Then, 313 mg of this oxazolone was dissolved in a 33% hydrogen bromide-acetic acid solution (5.0 mL) at room temperature. The resulting solution was stirred for 0.5 hours and then poured in ice water. The precipitated crystals were collected by filtration, washed with water, and dried to give 282 mg of the title compound (yellow powder, yield: 84%, a mixture of 4E isomer/4Z isomer = 4.6/1).

MS (FAB) m/z: 380 [M + H]⁺;

4E isomer: ¹H-nuclear magnetic resonance spectrum (400 MHz, CDCl₃) δ ppm:

8.18 (2H, d, J=9Hz), 7.99 (2H, d, J=9Hz), 7.45 (1H, s), 6.99 (2H, d, J=9Hz), 6.95 (2H, d, J=9Hz), 4.66 (1H, quint, J=6Hz), 3.80 (2H, d, J=6Hz), 2.12 (1H, sept, J=6Hz), 1.38 (6H, d, J=5Hz), 1.05 (6H, d, J=7Hz).

(103b) N-[(E)-1-[[2-(2-Hydroxyethyl)amino]carbonyl]-2-(4-isopropoxyphenyl)vinyl]-4-isobutoxybenzamide

[0567] 2-Aminoethanol (50 μ L, 0.828 mmol) was added to a solution of toluene (2.0 mL) containing 2-(4-isobutoxyphenyl)-4-(4-isopropoxybenzylidene)-1,3-oxazol-5(4H)-one (151 mg, 0.398 mmol, a mixture of 4E isomer/4Z isomer = 4.6/1) prepared in Example 103 (103a). The mixture was stirred at 50°C for 15 minutes, and then water was added to this reaction solution. The resulting mixture was extracted with ethyl acetate. The organic layers were combined, washed with water and saturated brine, and dried over anhydrous magnesium sulfate. The solvent was evaporated, and the resulting residue was purified by thin layer chromatography for separation (ethyl acetate) to give 37 mg of the title compound (white solid, yield: 21%). [In addition, 53 mg of the corresponding Z isomer of the title compound (white solid, yield: 30%) was given.]

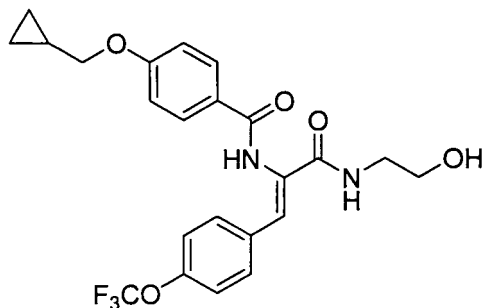
MS (FAB) m/z: 441 [M + H]⁺;

[0568] ¹H-nuclear magnetic resonance spectrum (400 MHz, CDCl₃) δ ppm: 8.50 (1H, s), 7.91 (1H, s), 7.82 (2H, d,

J=9Hz), 7.27 (2H, d, J=9Hz), 6.94 (2H, d, J=9Hz), 6.88 (2H, d, J=9Hz), 6.17 (1H, brt, J=6Hz), 4.56 (1H, sept, J=6Hz), 3.77 (2H, d, J=7Hz), 3.61 (2H, t, J=5Hz), 3.36 (2H, q, J=5Hz), 2.11 (1H, sept, J=7Hz), 1.35 (6H, d, J=6Hz), 1.04 (6H, d, J=7Hz).

(Example 104) 4-(Cyclopropylmethoxy)-N-[(Z)-1-[(2-hydroxyethyl)amino]carbonyl]-2-[4-(trifluoromethoxy)phenyl]vinyl] benzamide (Exemplary Compound No. 1-440)

[0569]



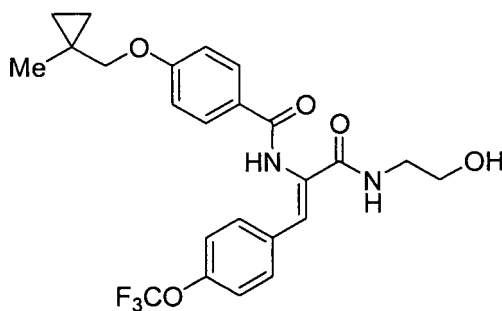
[0570] The same reaction as in Example 9 (9c) was conducted using N-[4-(cyclopropylmethoxy)benzoyl]glycine (499 mg) prepared by the same method as in Example 9 (9b) and 4-(trifluoromethoxy)benzaldehyde (300 μ L) to give the corresponding oxazolone (668 mg). The same reaction as in Example 9 (9d) was conducted using all this oxazolone to give 698 mg of the title compound (white powder).

mp: 144 to 145°C;

[0571] ^1H -nuclear magnetic resonance spectrum (400 MHz, DMSO- d_6) δ ppm: 9.77 (1H, brs), 8.06 (1H, t, J=6Hz), 7.93 (2H, d, J=9Hz), 7.63 (2H, d, J=9Hz), 7.33 (2H, d, J=9Hz), 7.16 (1H, s), 7.02 (2H, d, J=9Hz), 4.63 (1H, t, J=6Hz), 3.90 (2H, d, J=7Hz), 3.45 (2H, q, J=6Hz), 3.23 (2H, q, J=6Hz), 1.28-1.21 (1H, m), 0.61-0.57 (2H, m), 0.36-0.32 (2H, m).

(Example 105) N-[(Z)-1-[(2-Hydroxyethyl)amino]carbonyl]-2-[4-(trifluoromethoxy)phenyl]vinyl]-4-[(1-methylcyclopropyl)methoxy]benzamide (Exemplary Compound No. 1-443)

[0572]



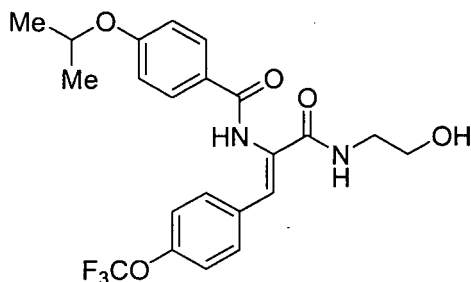
[0573] The same reaction as in Example 9 (9c) was conducted using N-[4-[(1-methylcyclopropyl)methoxy]benzoyl] glycine (363 mg) prepared by the same method as in Example 9 (9b) and 4-(trifluoromethoxy)benzaldehyde (207 μ L) to give the corresponding oxazolone (532 mg). Then, the same reaction as in Example 9 (9d) was conducted using all this oxazolone to give 545 mg of the title compound (white powder).

mp: 170 to 173°C;

[0574] ^1H -nuclear magnetic resonance spectrum (400 MHz, DMSO- d_6) δ ppm: 9.77 (1H, brs), 8.06 (1H, t, J=6Hz), 7.93 (2H, d, J=9Hz), 7.63 (2H, d, J=9Hz), 7.33 (2H, d, J=9Hz), 7.15 (1H, s), 7.02 (2H, d, J=9Hz), 4.63 (1H, t, J=6Hz), 3.84 (2H, s), 3.45 (2H, q, J=6Hz), 3.23 (2H, q, J=6Hz), 1.19 (3H, s), 0.55-0.53 (2H, m), 0.42-0.40 (2H, m).

(Example 106) N-((Z)-1-[[[2-Hydroxyethyl]amino]carbonyl]-2-[4-(trifluoromethoxy)phenyl] vinyl -4-isopropoxybenzamide (Exemplary Compound No. 1-415)

[0575]



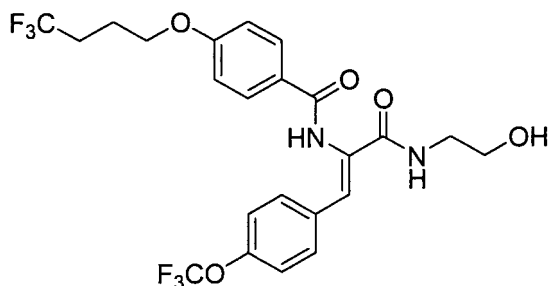
[0576] The same reaction as in Example 9 (9c) was conducted using N-(4-isopropoxybenzoyl)glycine (which is the compound disclosed in Tetrahedron Lett., (1995), 36, 6193-6196, 380 mg) and 4-(trifluoromethoxy)benzaldehyde (240 μ L) to give the corresponding oxazolone (548 mg). Then, the same reaction as in Example 9 (9d) was conducted using all this oxazolone to give 588 mg of the title compound (white powder).

mp: 142 to 146°C;

[0577] ^1H -nuclear magnetic resonance spectrum (400 MHz, DMSO- d_6) δ ppm: 9.77 (1H, brs), 8.05 (1H, t, J=6Hz), 7.93 (2H, d, J=9Hz), 7.64 (2H, d, J=9Hz), 7.34 (2H, d, J=9Hz), 7.16 (1H, s), 7.01 (2H, d, J=9Hz), 4.74 (1H, sept, J=6Hz), 4.63 (1H, t, J=6Hz), 3.44 (2H, q, J=6Hz), 3.23 (2H, q, J=6Hz), 1.29 (6H, d, J=6Hz).

(Example 107) N-((Z)-1-[[[2-Hydroxyethyl]amino]carbonyl]-2-[4-(trifluoromethoxy)phenyl]vinyl)-4-(4,4,4-trifluorobutoxy) benzamide (Exemplary Compound No. 1-506)

[0578]



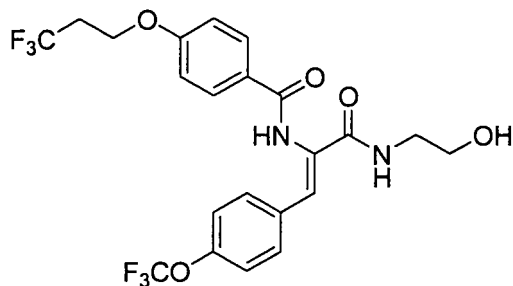
[0579] The same reaction as in Example 9 (9c) was conducted using N-[4-(4,4,4-trifluorobutoxy)benzoyl]glycine (350 mg) prepared by the same method as in Example 9 (9b) and 4-(trifluoromethoxy)benzaldehyde (172 μ L) to give the corresponding oxazolone (337 mg). Then, the same reaction as in Example 9 (9d) was conducted using all this oxazolone to give 297 mg of the title compound (white powder).

mp: 160 to 163°C;

[0580] ^1H -nuclear magnetic resonance spectrum (400 MHz, DMSO- d_6) δ ppm: 9.79 (1H, brs), 8.06 (1H, t, J=6Hz), 7.95 (2H, d, J=9Hz), 7.64 (2H, d, J=9Hz), 7.33 (2H, d, J=9Hz), 7.19 (1H, s), 7.05 (2H, d, J=9Hz), 4.63 (1H, t, J=6Hz), 4.13 (2H, t, J=6Hz), 3.45 (2H, q, J=6Hz), 3.23 (2H, q, J=6Hz), 2.56-2.38 (2H, m), 2.00-1.93 (2H, m).

(Example 108) N-((Z)-1-[[[2-Hydroxyethyl]amino]carbonyl]-2-[4-(trifluoromethoxy)phenyl]vinyl)-4-(3,3,3-trifluoropropoxy)benzamide (Exemplary Compound No. 1-277)

[0581]



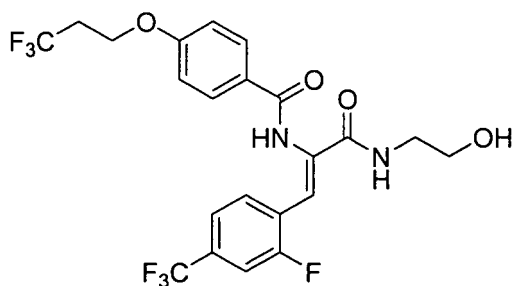
[0582] The same reaction as in Example 9 (9c) was conducted using N-[4-(3,3,3-trifluoropropoxy)benzoyl]glycine (291 mg) prepared by the same method as in Example 9 (9b) and 4-(trifluoromethoxy)benzaldehyde (150 μ L) to give the corresponding oxazolone (390 mg). The same reaction as in Example 9 (9d) was conducted using all this oxazolone to give 349 mg of the title compound (white powder).

mp: 159 to 160°C;

[0583] ^1H -nuclear magnetic resonance spectrum (500 MHz, DMSO- d_6) δ ppm: 9.82 (1H, brs), 8.08 (1H, t, J=6Hz), 7.97 (2H, d, J=9Hz), 7.64 (2H, d, J=9Hz), 7.34 (2H, d, J=9Hz), 7.17 (1H, s), 7.08 (2H, d, J=9Hz), 4.64 (1H, t, J=6Hz), 4.30 (2H, t, J=6Hz), 3.45 (2H, q, J=6Hz), 3.23 (2H, q, J=6Hz), 2.87-2.78 (2H, m).

(Example 109) N-((Z)-2-[2-Fluoro-4-(trifluoromethyl)phenyl]-1-[(2-hydroxyethyl)amino]carbonyl)vinyl)-4-(3,3,3-trifluoropropoxy)benzamide

[0584]



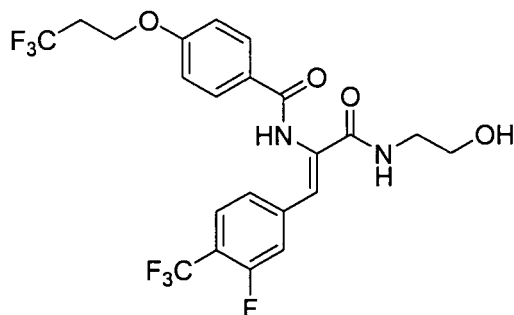
[0585] The same reaction as in Example 9 (9c) was conducted using N-[4-(3,3,3-trifluoropropoxy)benzoyl]glycine (300 mg) prepared by the same method as in Example 9 (9b) and 2-fluoro-4-trifluoromethylbenzaldehyde (150 μ L) to give the corresponding oxazolone (265 mg). The same reaction as in Example 9 (9d) was conducted using all this oxazolone to give 286 mg of the title compound (white powder).

mp: 203 to 205°C;

[0586] ^1H -nuclear magnetic resonance spectrum (400 MHz, DMSO- d_6) δ ppm: 9.83 (1H, s), 8.26 (1H, t, J=5Hz), 7.90 (2H, d, J=9Hz), 7.71 (2H, d, J=9Hz), 7.54 (1H, d, J=8Hz), 7.07 (2H, d, J=9Hz), 7.06 (1H, s), 4.65 (1H, t, J=5Hz), 4.29 (2H, t, J=6Hz), 3.46 (2H, q, J=6Hz), 3.25 (2H, q, J=6Hz), 2.88-2.77 (2H, m).

(Example 110) N-((Z)-2-[3-Fluoro-4-(trifluoromethyl)phenyl]-1-[(2-hydroxyethyl)amino]carbonyl)vinyl)-4-(3,3,3-trifluoropropoxy)benzamide

[0587]



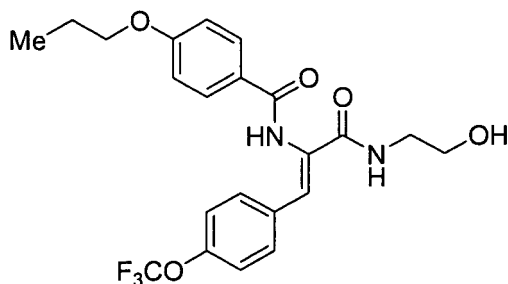
[0588] The same reaction as in Example 9 (9c) was conducted using N-[4-(3,3,3-trifluoropropoxy)benzoyl]glycine (300 mg) prepared by the same method as in Example 9 (9b) and 3-fluoro-4-trifluoromethylbenzaldehyde (208 mg) to give the corresponding oxazolone (274 mg). Then, the same reaction as in Example 9 (9d) was conducted using all this oxazolone to give 281 mg of the title compound (light yellow powder).

mp: 185 to 186°C;

[0589] ¹H-nuclear magnetic resonance spectrum (400 MHz, DMSO-d₆) δ ppm: 9.90 (1H, s), 8.23 (1H, t, J=6Hz), 7.95 (2H, d, J=9Hz), 7.76 (1H, t, J=8Hz), 7.59 (1H, d, J=13Hz), 7.52 (1H, d, J=8Hz), 7.14 (1H, s), 7.09 (2H, d, J=9Hz), 4.65 (1H, t, J=6Hz), 4.30 (2H, t, J=6Hz), 3.45 (2H, q, J=6Hz), 3.24 (2H, q, J=6Hz), 2.89-2.77 (2H, m).

(Example 111) N-((Z)-1-((2-Hydroxyethyl)amino)carbonyl)-2-[4-(trifluoromethoxy)phenyl]vinyl)-4-propoxybenzamide

[0590]



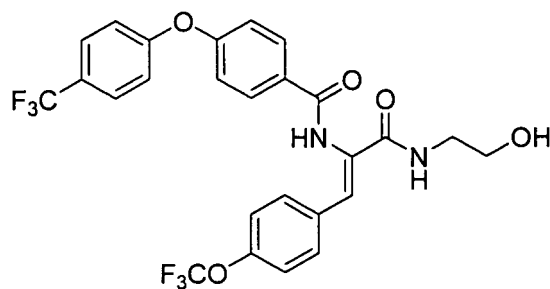
[0591] The same reaction as in Example 9 (9c) was conducted using N-(4-propoxybenzoyl)glycine (which is the compound disclosed in Chem. Abstr., (1974), 80, 60167w, 403 mg) and 4-trifluoromethoxybenzaldehyde (255 μL) to give the corresponding oxazolone (461 mg). Then, the same reaction as in Example 9 (9d) was conducted using all this oxazolone to give 353 mg of the title compound (white amorphous solid).

mp: 185 to 186°C;

[0592] ¹H-nuclear magnetic resonance spectrum (400 MHz, DMSO-d₆) δ ppm: 9.79 (1H, s), 8.07 (1H, t, J=6Hz), 7.95 (2H, d, J=9Hz), 7.64 (2H, d, J=9Hz), 7.34 (2H, d, J=9Hz), 7.16 (1H, s), 7.03 (2H, d, J=9Hz), 4.64 (1H, t, J=6Hz), 4.02 (2H, t, J=6Hz), 3.44 (2H, q, J=6Hz), 3.23 (2H, q, J=6Hz), 1.80-1.71 (2H, m), 0.99 (3H, t, J=7Hz).

(Example 112) N-((Z)-1-((2-Hydroxyethyl)amino)carbonyl)-2-[4-(trifluoromethoxy)phenyl]vinyl)-4-[4-(trifluoromethyl)phenoxy]benzamide (Exemplary Compound No. 1-519)

[0593]



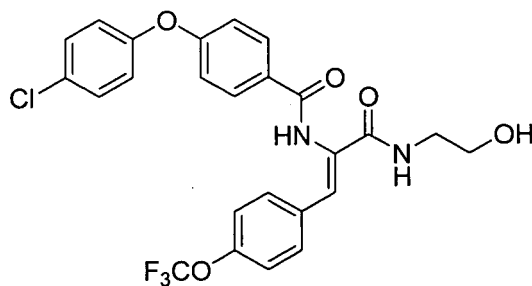
[0594] The same reaction as in Example 9 (9c) was conducted using N-{4-[4-(trifluoromethyl)phenoxy]benzoyl} glycine (382 mg) prepared by the same method as in Example 9 (9b) and 4-trifluoromethoxybenzaldehyde (169 μ L) to give the corresponding oxazolone (256 mg). The same reaction as in Example 9 (9d) was conducted using all this oxazolone to give 256 mg of the title compound (white powder).

mp: 84 to 86°C;

[0595] ^1H -nuclear magnetic resonance spectrum (400 MHz, DMSO- d_6) δ ppm: 9.96 (1H, brs), 8.12 (1H, t, J=6Hz), 8.06 (2H, d, J=9Hz), 7.80 (2H, d, J=9Hz), 7.66 (2H, d, J=9Hz), 7.35 (2H, d, J=9Hz), 7.26-7.19 (5H, m), 4.64 (1H, t, J=6Hz), 3.45 (2H, q, J=6Hz), 3.24 (2H, q, J=6Hz).

(Example 113) 4-(4-Chlorophenoxy)-N-[(Z)-1-[(2-hydroxyethyl)amino]carbonyl]-2-[4-(trifluoromethoxy)phenyl]vinyl benzamide

[0596]



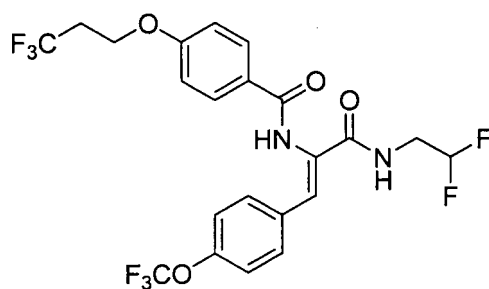
[0597] The same reaction as in Example 9 (9c) was conducted using N-[4-(4-chlorophenoxy)benzoyl]glycine (333 mg) prepared by the same method as in Example 9 (9b) and 4-trifluoromethoxybenzaldehyde (163 μ L) to give the corresponding oxazolone (270 mg). The same reaction as in Example 9 (9d) was conducted using all this oxazolone to give 248 mg of the title compound (white powder).

mp: 77 to 82°C;

[0598] ^1H -nuclear magnetic resonance spectrum (400 MHz, DMSO- d_6) δ ppm: 9.91 (1H, brs), 8.09 (1H, t, J=6Hz), 8.02 (2H, d, J=9Hz), 7.65 (2H, d, J=9Hz), 7.50 (2H, d, J=9Hz), 7.35 (2H, d, J=9Hz), 7.18 (1H, s), 7.13 (2H, d, J=9Hz), 7.11 (2H, d, J=9Hz), 4.63 (1H, t, J=6Hz), 3.45 (2H, q, J=6Hz), 3.23 (2H, q, J=6Hz).

(Example 114) N-[(Z)-1-[(2,2-Difluoroethyl)amino]carbonyl]-2-[4-(trifluoromethoxy)phenyl]vinyl]-4-(3,3,3-trifluoropropoxy)benzamide

[0599]



[0600] The same reaction as in Example 9 (9d) was conducted using oxazolone (223 mg) prepared in the manufacturing process of Example 108 and 2,2-difluoroethylamine (49 mg) to give 180 mg of the title compound (white powder).

mp: 142 to 143°C;

[0601] ¹H-nuclear magnetic resonance spectrum (500 MHz, DMSO-d₆) δ ppm: 9.89 (1H, s), 8.53 (1H, t, J=6Hz), 7.98 (2H, d, J=9Hz), 7.67 (2H, d, J=9Hz), 7.36 (2H, d, J=9Hz), 7.20 (1H, s), 7.09 (2H, d, J=9Hz), 6.03 (1H, tt, J=56Hz, 4Hz), 4.30 (2H, t, J=6Hz), 3.59-3.51 (2H, m), 2.87-2.78 (2H, m).

[0602] In addition to the above-mentioned Examples 1 to 114, compounds shown in Table 4 were also synthesized similarly. In Table 4, the same Exemplary Compound Numbers as those in the above-mentioned Tables 1, 2, and 3 denote the same compounds.

(Table 4)			
Exemplary Compound No.	State	Melting point (°C)	FABMS ([M+H] ⁺)
1-6	colorless crystalline solid	142-143	
1-20	colorless crystalline solid	76-80	
1-21	colorless crystalline solid	85-89	
1-22	colorless crystalline solid	198-200	
1-23	colorless crystalline solid	183-185	
1-24	colorless crystalline solid	125-128	
1-25	colorless crystalline solid	177-179	
1-26	white amorphous solid		465
1-27	white amorphous solid		439
1-28	white amorphous solid		477
1-29	light yellow crystalline solid	107-110	
1-30	colorless crystalline solid	194-197	
1-31	colorless crystalline solid	154-156	
1-31	(hydrochloride) yellow crystalline solid	162-165	
1-32	colorless crystalline solid	138-140	
1-33	colorless crystalline solid	191-193	
1-34	light yellow crystalline solid	106-109	
1-35	light yellow crystalline solid	93-96	
1-36	light yellow crystalline solid	110-113	
1-37	light yellow amorphous solid		476
1-38	colorless crystalline solid	194-196	
1-39	colorless crystalline solid	208(dec.)	
1-40	colorless crystalline solid	74-77	

EP 1 880 720 A1

		(continued)		
	Exemplary Compound No.	State	Melting point (°C)	FABMS ([M+H] ⁺)
5	1-41	light yellow amorphous solid	70-80	
	1-42	light yellow amorphous solid		453
	1-43	colorless crystalline solid	143-145	
10	1-44	colorless crystalline solid	135-137	
	1-45	light yellow amorphous solid		495
	1-46	colorless crystalline solid	103-107	
	1-47	colorless crystalline solid	133-134	
15	1-48	white amorphous solid		455
	1-49	colorless crystalline solid	121-123	
	1-50	colorless crystalline solid	129-130	
	1-51	light yellow amorphous solid		467
20	1-52	light yellow amorphous solid		477
	1-53	white amorphous solid		495
	1-54	colorless crystalline solid	166-168	
25	1-55	yellow amorphous solid	66-78	489
	1-71	colorless crystalline solid	164-166	
	1-73	light yellow amorphous solid		471
	1-110	colorless crystalline solid	156-158	
30	1-126	colorless crystalline solid	123-125	
	1-147	white amorphous solid		517
	1-164	white amorphous solid		530
	1-168	colorless crystalline solid	190-192	
35	1-175	white amorphous solid		520
	1-249	colorless crystalline solid	73-76	
	1-250	colorless crystalline solid	168-170	
	1-254	colorless crystalline solid	169-171	
	1-257	colorless crystalline solid	195-197	
40	1-259	colorless crystalline solid	180-183	
	1-262	white amorphous solid		465
	1-263	colorless amorphous solid		475
	1-272	colorless crystalline solid	142-144	
45	1-273	white amorphous solid		443
	1-275	colorless crystalline solid	138-140	
	1-281	colorless crystalline solid	170-172	
	1-284	colorless crystalline solid	59-62	
	1-290	colorless crystalline solid	144-146	
50	1-293	white amorphous solid		476
	1-315	white amorphous solid		503
	1-319	white amorphous solid		513
	1-320	colorless crystalline solid	103-105	
55	1-321	colorless crystalline solid	138-140	
	1-322	colorless crystalline solid	158-159	
	1-341	white amorphous solid		501

EP 1 880 720 A1

		(continued)		
	Exemplary Compound No.	State	Melting point (°C)	FABMS ([M+H] ⁺)
5	1-372	white amorphous solid		529
	1-374	colorless crystalline solid	141-144	
	1-377	light yellow crystalline solid	112-114	
10	1-380	colorless crystalline solid	120-122	
	1-383	white amorphous solid		412
	1-386	colorless crystalline solid	82-85	
	1-389	light yellow crystalline solid	97-100	
15	1-392	colorless crystalline solid	141-143	
	1-395	colorless crystalline solid	205-207	
	1-398	colorless crystalline solid	79-81	
	1-401	white amorphous solid		425
	1-404	white amorphous solid		435
20	1-407	white amorphous solid		451
	1-410	light yellow crystalline solid	81-84	
	1-413	light yellow crystalline solid	92-95	
25	1-416	white amorphous solid		441
	1-419	light yellow crystalline solid	75-78	
30	1-422	white amorphous solid		481
	1-425	colorless crystalline solid	176-178	
	1-428	colorless crystalline solid	94-97	
	1-431	white amorphous solid		467
	1-432	white amorphous solid		465
	1-434	colorless crystalline solid	156-158	
35	1-435	colorless crystalline solid	89-92	
	1-438	white amorphous solid		439
	1-441	colorless crystalline solid	90-92	
	1-444	colorless crystalline solid	165-167	
	1-447	colorless crystalline solid	79-81	
40	1-450	colorless crystalline solid	94-96	
	1-451	white amorphous solid		465
	1-453	colorless crystalline solid	191-193	
	1-454	colorless crystalline solid	178-180	
45	1-457	white amorphous solid		495
	1-460	white amorphous solid		533
	1-463	white amorphous solid		495
	1-466	light yellow amorphous solid		481
50	1-467	white amorphous solid		479
	1-468	colorless crystalline solid	144-145	
	1-469	colorless crystalline solid	165-167	
	1-470	colorless crystalline solid	155-156	
	1-471	colorless crystalline solid	179-181	
55	1-472	colorless crystalline solid	151-153	
	1-473	colorless crystalline solid	60-62	

EP 1 880 720 A1

		(continued)		
	Exemplary Compound No.	State	Melting point (°C)	FABMS ([M+H] ⁺)
5	1-476	colorless crystalline solid	137-139	
	1-477	colorless crystalline solid	70-73	
	1-480	colorless crystalline solid	72-74	
	1-483	colorless crystalline solid	89-92	
	1-486	white amorphous solid		453
10	1-489	white amorphous solid		467
	1-492	white amorphous solid		431
	1-495	colorless crystalline solid	84-86	
	1-498	white amorphous solid		445
	1-501	colorless crystalline solid	86-88	
15	1-504	colorless crystalline solid	70-73	
	1-507	colorless crystalline solid	71-74	
	1-510	white amorphous solid		399
	1-513	white amorphous solid		461
	1-515	white amorphous solid		469
20	1-517	light yellow amorphous solid		529
	1-520	colorless crystalline solid	193-195	
	1-523	yellow amorphous solid		501
	1-526	light yellow amorphous solid		499
	1-529	white amorphous solid		531
25	1-532	colorless crystalline solid	87-88	
	1-535	light yellow crystalline solid	90-92	
	1-538	white amorphous solid		532
	1-541	colorless crystalline solid	81-83	
	1-544	light yellow amorphous solid		549(ESI ⁺)
30	1-545	white amorphous solid		547
	1-546	white amorphous solid		575
	1-547	light yellow amorphous solid		557(ESI ⁺)
	1-550	colorless crystalline solid	65-68	
	1-553	white amorphous solid		547
40	1-556	colorless crystalline solid	81-83	
	1-559	white amorphous solid		571
	1-562	white amorphous solid		563
	1-565	white amorphous solid		504
	1-565	(hydrochloride) colorless crystalline solid	96-98	
45	1-568	(hydrochloride) colorless crystalline solid	77-80	
	1-571	light yellow crystalline solid	64-68	
	1-574	light yellow crystalline solid	61-65	
	1-577	light brown amorphous solid		510
	1-580	colorless crystalline solid	61-64	
55	1-583	light yellow amorphous solid		546

EP 1 880 720 A1

		(continued)		
	Exemplary Compound No.	State	Melting point (°C)	FABMS ([M+H] ⁺)
5	1-586	colorless crystalline solid	146-148	
	1-589	white amorphous solid		483
	1-592	white amorphous solid	165-167	465
	1-593	white amorphous solid		471
	1-596	white amorphous solid		497
10	1-599	colorless crystalline solid	177-179	
	1-600	colorless crystalline solid	147	
	1-603	white amorphous solid		519
	1-606	light yellow amorphous solid		533
15	1-609	white amorphous solid		467
	1-612	light yellow crystalline solid	107-109	
	1-618	colorless crystalline solid	137-138	
20	1-623	yellow amorphous solid		571
	1-624	white amorphous solid		531
	1-625	white amorphous solid		537
	1-626	yellow amorphous solid		559
	1-627	white amorphous solid		525
25	1-629	brown crystalline solid	89-93	
	1-630	pink amorphous solid		584
	1-631	colorless crystalline solid	159-160	
	1-632	white amorphous solid		535
30	2-1	colorless crystalline solid	129-131	
	2-2	white amorphous solid		483
	2-3	colorless crystalline solid	89-91	413
	2-4	colorless amorphous solid		441
	2-5	colorless crystalline solid	64-66	
35	2-6	colorless crystalline solid	150-152	
	2-7	light yellow crystalline solid	147-149	
	2-8	light yellow amorphous solid		467
40	2-9	colorless crystalline solid	86-89	
	2-10	colorless crystalline solid	68-70	
	2-11	colorless crystalline solid	113-115	
	2-12	white amorphous solid	64-70	595
	2-13	colorless crystalline solid	155-158	
45	2-14	light yellow crystalline solid	133-135	
	2-15	colorless crystalline solid	107-110	
	2-16	colorless crystalline solid	184-187	
50	2-17	colorless crystalline solid	123-126	
	2-18	light yellow crystalline solid	82-84	
	2-19	light yellow crystalline solid	74-76	
55	2-20	colorless crystalline solid	80-83	
	2-21	white amorphous solid	51-54	459
	3-1	colorless crystalline solid	156-158	

EP 1 880 720 A1

			(continued)		
Exemplary Compound No.		State	Melting point (°C)	FABMS ([M+H] ⁺)	
5	3-1	(R isomer)	colorless crystalline solid	75-78	
	3-1	(S isomer)	colorless crystalline solid	75-77	
	3-2		colorless crystalline solid	76-78	
	3-3		colorless crystalline solid	144-146	
10	3-4		colorless crystalline solid	182-184	
	3-5		colorless crystalline solid	88-90	
	3-6	(R isomer)	colorless crystalline solid	82-85	
	3-6	(S isomer)	colorless crystalline solid	82-84	
15	3-7		colorless crystalline solid	85-87	
	3-8		light yellow amorphous solid	70-75	455
	3-9		colorless crystalline solid	135-137	
	3-10		colorless crystalline solid	156-159	
20	3-11		light yellow crystalline solid	151-153	
	3-12		colorless crystalline solid	123-125	
	3-13		white amorphous solid		481
	3-14		colorless crystalline solid	156-158	
25	3-15		yellow crystalline solid	147-149	
	3-16		colorless crystalline solid	103-105	
	3-17		light yellow crystalline solid	101-103	
	3-18		colorless crystalline solid	112-115	
30	3-19		colorless crystalline solid	186-190	
	3-20		white amorphous solid		477
	3-21		colorless crystalline solid		488
	3-22		brown crystalline solid	229-232	
35	3-23		colorless crystalline solid	96-99	
	3-24		colorless crystalline solid	74-76	
	3-25		colorless crystalline solid	60-62	
	3-26		colorless crystalline solid	179-180	
40	3-27		colorless crystalline solid	93-95	
	3-28		light yellow crystalline solid	195-197	
	3-29		colorless crystalline solid	176-177	
	3-30		colorless crystalline solid	83-85	
45	3-31		colorless crystalline solid	240-241	
	3-32		yellow crystalline solid	208-211	
	3-33		colorless crystalline solid	98-101	
	3-34		light yellow crystalline solid	107-109	
50	3-35		white amorphous solid	87-91	540
	3-36		colorless crystalline solid	134-136	
	3-37		light yellow crystalline solid	153-155	
	3-38		colorless crystalline solid	101-103	
55	3-39		light yellow amorphous solid	86-101	467
	3-40		white amorphous solid	108-110	566
	3-41		colorless crystalline solid	224-226	

Exemplary Compound No.	(continued)		FABMS ([M+H] ⁺)
	State	Melting point (°C)	
3-42	colorless amorphous solid		426
3-43	white amorphous solid		442
3-44	white amorphous solid		441
3-45	white amorphous solid		457
In Table 4, "dec." means decomposition temperature.			

(Test Example 1) Evaluation of blood calcium concentration-decreasing activity

[0603] The blood calcium concentration in a living body is strictly controlled and constantly maintained by intestinal absorption and urinary excretion and release (bone resorption) and adhesion (bone formation) in bone tissues. In an immature rat, which is very active in bone resorption and bone formation, the blood calcium concentration is significantly decreased by strongly suppressing bone resorption. The bone resorption-suppressing activity of compounds according to the present invention was evaluated by administering the compounds to immature rats and observing decreases in blood calcium concentration as an index of the activity.

[0604] The test was conducted using 4-week old male Wistar rats fasted for 12 to 24 hours. Each compound to be tested was suspended in 0.5% methyl cellulose (MC). The suspension was orally administered to the rats at a dose of 5 mL/kg. Similarly, rats of a normal control group were administered with 0.5% MC alone. Then, blood was drawn from rat jugular vein under ether anesthesia 6 hours after the administration of each test compound or 0.5% MC. The blood was immediately centrifuged (10000 rpm, 5 minutes) at room temperature to separate serum. The calcium concentration of each serum was measured by an autoanalyzer (JEOL, JCA-BM2250). Five rats were used for each test group.

[0605] The test results are shown in Table 5 below. The evaluation was conducted by a comparative test with the normal control group and based on the serum calcium concentration-decreasing rate (%) calculated according to the following formula: Serum calcium concentration-decreasing rate (%) = ([serum calcium concentration in normal control group] - [serum calcium concentration in test compound administration group]/[serum calcium concentration in normal control group]) x 100.

(Table 5)

Test compound	Administration dose (mg/kg)	Serum calcium concentration-decreasing rate (%)
Example 5	10	27.6
Example 9	20	29.3
Example 11	20	30.6
Example 14	10	33.2
Example 16	10	27.2

[0606] In general, a constant blood calcium concentration should be strictly maintained, but the blood calcium concentrations were decreased by administering the compounds according to the present invention. This result suggests that the blood calcium concentration-decreasing activity of the compounds according to the present invention is high.

(Test Example 2) Evaluation of bone density decrease-suppressing activity and anti-arthritis activity

[0607] In rheumatoid arthritis, not only swelling and pain caused by arthritis but also systemic bone mass decrease and articular destruction caused by a significant increase in bone resorption are observed. The effects of the compounds according to the present invention in suppressing the bone mass decrease and the paw volume increase caused by arthritis were evaluated using adjuvant arthritis model rats, which exhibit arthritis similar to human rheumatoid arthritis.

[0608] The test was conducted using 8-week old female Lewis rats. Mycobacterium butyricum cells which were killed by heat were ground in an agate mortar, suspended in liquid paraffin sterilized by dry heat to a concentration of 2 mg/mL, and treated with ultrasound to prepare an adjuvant. Under ether anesthesia, rats in a control group other than a normal control group and rats in a test compound administration group were intradermally injected with 0.05 mL of this adjuvant each time (1.0 mL/rat in total) at two portions of the base of the tail. Starting from 14 days after the injection of the adjuvant, each rat was orally administered with 5 mL/kg of a test compound suspended in 0.5% MC once a day for 7 days. Similarly, the rats of the control group were administered with 0.5% MC alone. On the 21st day after the adjuvant

injection, hind paw volumes were measured by using a paw edema volume determining device (MUROMACHI KIKAI, TK-101CMP). Then, the thighbone was biopsied. The thighbone was, after removing soft tissues, sufficiently fixed, dehydrated, and dried using ethanol. The bone density of the thighbone was measured with a bone density analyzer (Aloka, DOS-600 EX-IIIIR). Five rats were used for each test group.

[0609] The test results are shown in Table 6 below.

The evaluation was conducted by comparison tests with the normal control group and the control group and based on the bone density decrease-suppressing rate (%) and the paw edema-suppressing rate (%) calculated according to the following formulae:

$$\text{Bone density decrease-suppressing rate (\%)} = (1 - ([\text{thighbone bone density in normal control group}] - [\text{thighbone bone density in test compound administration group}]) / ([\text{thighbone bone density in normal control group}] - [\text{thighbone bone density in control group}])) \times 100$$

$$\text{Paw edema-suppressing rate (\%)} = (1 - ([\text{paw volume of test compound administration group}] - [\text{paw volume in normal control group}]) / ([\text{paw volume in control group}] - [\text{paw volume in normal control group}])) \times 100$$

(Table 6)

Test compound	Administration dose (mg/kg)	Bone density decrease-suppressing rate (%)	Paw edema-suppressing rate (%)
Example 3	10	57	22
Example 5	10	54	25
Example 9	10	37	11
Example 11	10	40	29
Example 14	10	86	12
Example 16	10	70	35

[0610] The bone density decrease and the paw volume increase were significantly suppressed by administering the compounds according to the present invention. Thus, advantageous effects of the compounds according to the present invention as prophylactic or therapeutic drugs for bone metabolic diseases and inflammation were confirmed.

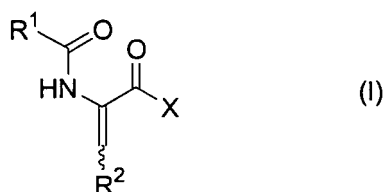
Industrial Applicability

[0611] The drugs according to the present invention have blood calcium concentration-decreasing effect and bone mass decrease-suppressing effect due to their excellent bone resorption-suppressing effects and are low in toxicity. Therefore, the drugs are useful as prophylactic or therapeutic drugs for bone metabolic diseases, for example, osteoporosis, hypercalcemia, bone metastasis of cancer, periodontal disease, bone Paget's disease, and osteoarthritis, in mammals (such as human, ape, dog, cat, horse, and hog, in particular, human).

Claims

1. A pharmaceutical composition for the suppression of bone resorption comprising a compound having Formula (I) or

a pharmacologically acceptable salt thereof as an active ingredient:



[wherein,

R¹ represents a C₆-C₁₀ aryl group which may be substituted with one group or more than one group selected from substituent group α or a 5- to 10-membered heteroaryl group which may be substituted with one group or more than one group selected from substituent group α;

15 R² represents a C₆-C₁₀ aryl group which may be substituted with one group or more than one group selected from substituent group α, a 5- to 10-membered heteroaryl group which may be substituted with one group or more than one group selected from substituent group α, or a 3- to 6-membered heterocyclyl group which may be substituted with one group or more than one group selected from substituent group α; and

20 X represents a hydroxyl group, a C₁-C₆ alkoxy group, a C₁-C₆ alkoxy group which is substituted with a hydroxyl group, or a group having a formula N(R³)R⁴ (where R³ represents a hydrogen atom, a C₁-C₆ haloalkyl group, a C₁-C₆ hydroxyalkyl group which may be protected by a hydroxyl protecting group, a C₁-C₆ alkyl group which may be substituted with one group or more than one group selected from substituent group β, a C₁-C₆ alkoxy group which may be substituted with a hydroxyl group, a C₃-C₁₀ cycloalkyl group which may be substituted with one group or more than one group selected from substituent group α, a C₆-C₁₀ aryl group which may be substituted with one group or more than one group selected from substituent group α, or a 5- to 10-membered heteroaryl group which may be substituted with one group or more than one group selected from substituent group α, and R⁴ represents a hydrogen atom or a C₁-C₆ alkyl group; or R³ and R⁴, together with the nitrogen atom bound to R³ and R⁴, form a 3- to 6-membered heterocyclyl group which may be substituted with one group or more than one group selected from substituent group β); and

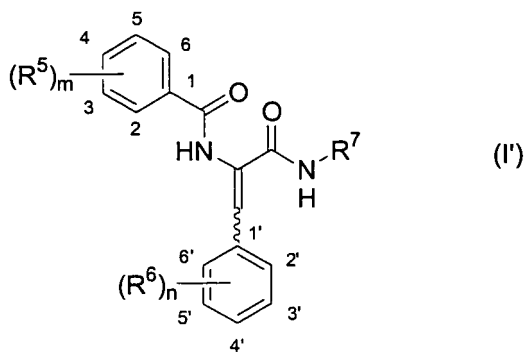
30 substituent group α represents a group consisting of hydroxyl groups, nitro groups, cyano groups, amino groups, C₁-C₆ alkylamino groups, C₁-C₆ dialkylamino groups, C₃-C₆ cycloalkylamino groups, acetamido groups, halogen atoms, C₁-C₆ alkyl groups which may be substituted with one group or more than one group selected from substituent group β, C₁-C₆ haloalkyl groups, C₃-C₁₀ cycloalkyl groups, 3- to 6-membered heterocyclyl groups, C₃-C₆ cycloalkenyl groups, C₆-C₁₀ aryl groups which may be substituted with one group or more than one group selected from substituent group γ, 5- to 10-membered heteroaryl groups which may be substituted with one group or more than one group selected from substituent group γ, C₁-C₆ alkoxy groups which may be substituted with one group or more than one group selected from substituent group β, C₁-C₆ haloalkoxy groups, C₁-C₆ alkoxy C₁-C₆ alkoxy groups which may be substituted with one group or more than one group selected from substituent group β, C₁-C₆ alkenyloxy groups which may be substituted with one group or more than one group selected from substituent group β, C₁-C₆ alkynyloxy groups which may be substituted with one group or more than one group selected from substituent group β, C₃-C₁₀ cycloalkyloxy groups, 3- to 6-membered heterocyclyloxy groups, C₆-C₁₀ aryloxy groups which may be substituted with one group or more than one group selected from substituent group γ, C₁-C₆ alkyleneoxy groups, C₁-C₆ alkylendioxy groups, C₁-C₆ alkylthio groups which may be substituted with one group or more than one group selected from substituent group β, C₁-C₆ haloalkylthio groups, C₁-C₆ alkylsulfonyl groups which may be substituted with one group or more than one group selected from substituent group β, C₁-C₆ haloalkylsulfonyl groups, C₁-C₆ alkylcarbonyl groups which may be substituted with one group or more than one group selected from substituent group β, C₁-C₆ haloalkylcarbonyl groups, and C₆-C₁₀ arylcarbonyl groups which may be substituted with one group or more than one group selected from substituent group γ;

40 substituent group β represents the group consisting of hydroxyl groups, carboxyl groups, C₁-C₆ alkoxy carbonyl groups, carbamoyl groups, cyano groups, amino groups, acetamido groups, N-C₆-C₁₀ arylacetamido groups, C₁-C₆ alkoxy carbonylamido groups, urea groups, C₃-C₁₀ cycloalkyl groups which may be substituted with one group or more than one group selected from substituent group γ, C₃-C₆ cycloalkenyl groups, 3- to 6-membered heterocyclyl groups, C₆-C₁₀ aryl groups which may be substituted with one group or more than one group selected from substituent group γ, 5- to 10-membered heteroaryl groups which may be substituted with one group or more than one group selected from substituent group γ, C₁-C₆ alkoxy groups, C₆-C₁₀ aryloxy groups which may be substituted with one group or more than one group selected from substituent group γ, and C₃-C₁₀ cycloalkyloxy groups; and

55 substituent group γ represents a group consisting of hydroxyl groups, cyano groups, amino groups, C₁-C₆ alkylami-

no groups, C₁-C₆ dialkylamino groups, C₂-C₆ cyclic amino groups, halogen atoms, C₁-C₆ alkyl groups, C₃-C₁₀ cycloalkyl groups, C₁-C₆ haloalkyl groups, C₁-C₆ alkoxy groups, C₃-C₁₀ cycloalkyloxy groups, C₁-C₆ alkylenedioxy groups, and phenyl groups].

2. The composition according to claim 1, wherein R¹ is a phenyl group which may be substituted with one group or more than one group selected from substituent group α or a pyridyl group which may be substituted with one group or more than one group selected from substituent group α .
3. The composition according to claim 1, wherein R¹ is a phenyl group which may be substituted with one group or more than one group selected from substituent group α .
4. The composition according to claim 1, wherein R¹ is a phenyl group substituted with any one group selected from the group consisting of C₁-C₆ alkoxy groups which may be substituted with one group or more than one group selected from substituent group β , C₆-C₁₀ aryloxy groups which may be substituted with one group or more than one group selected from substituent group γ , and C₁-C₆ haloalkoxy groups.
5. The composition according to claim 1, wherein R¹ is a 4-isobutyloxyphenyl group, a 4-(cyclopropylmethoxy)phenyl group, a 4-(2-cyclopropylethoxy)phenyl group, a 4-(1-methylcyclopropylmethoxy)phenyl group, a 4-(3,3,3-trifluoropropoxy)phenyl group, a 4-(4,4,4-trifluorobutyloxy)phenyl group, a 4-(2-phenylethoxy)phenyl group, a 4-(2-(4-methoxyphenyl)ethoxy)phenyl group, a 4-(2-(3-methoxyphenyl)ethoxy)phenyl group, a 4-(2-(4-chlorophenyl)ethoxy)phenyl group, a 4-(2-(4-(N,N-dimethylamino)phenyl)ethoxy)phenyl group, a 4-(4-chlorophenoxy)phenyl group, or a 4-(4-trifluoromethylphenoxy)phenyl group.
6. The composition according to any one of claims 1 to 5, wherein R² is a C₆-C₁₀ aryl group which may be substituted with one group or more than one group selected from substituent group α .
7. The composition according to any one of claims 1 to 5, wherein R² is a phenyl group which may be substituted with one group or more than one group selected from substituent group α .
8. The composition according to any one of claims 1 to 5, wherein R² is a phenyl group substituted with any one group selected from the group consisting of halogen atoms, C₁-C₆ alkyl groups, C₁-C₆ haloalkyl groups, C₃-C₆ cycloalkyl groups, C₁-C₆ alkoxy groups, C₃-C₆ cycloalkyloxy groups, C₁-C₆ haloalkoxy groups, C₁-C₆ alkylthio groups, and 5- to 10-membered heteroaryl groups.
9. The composition according to any one of claims 1 to 5, wherein R² is a 4-fluorophenyl group, a 4-chlorophenyl group, a 4-trifluoromethylphenyl group, a 4-isopropylphenyl group, a 4-cyclopropylphenyl group, a 4-isopropoxyphenyl group, a 4-difluoromethoxyphenyl group, a 4-trifluoromethoxyphenyl group, a 4-(2,2,2-trifluoroethoxy)phenyl group, a 4-(2,2-difluoroethoxy)phenyl group, a 4-cyclopropyloxyphenyl group, a 4-ethoxyphenyl group, a 4-methylthiophenyl group, or a 4-(1H-pyrrol-1-yl)phenyl group.
10. The composition according to any one of claims 1 to 9, wherein X is a group having a formula N(R³)R⁴ (wherein R³ represents a C₁-C₆ haloalkyl group, a C₁-C₆ alkyl group which may be substituted with one group or more than one group selected from substituent group β , or a C₁-C₆ hydroxyalkyl group which may be protected by a hydroxyl protecting group; and R⁴ represents a hydrogen atom).
11. The composition according to any one of claims 1 to 9, wherein X is a group having a formula N(R³)R⁴ (where R³ represents a C₂-C₃ haloalkyl group, a C₂-C₃ hydroxyalkyl group which may be protected by a hydroxyl protecting group, or a C₁-C₃ alkyl group substituted with 1-hydroxycyclopropyl; and R⁴ represents a hydrogen atom).
12. The composition according to any one of claims 1 to 9, wherein X is a 2-fluoroethylamino group, a 2,2-difluoroethylamino group, a 2-hydroxyethylamino group, a 1-(2-hydroxypropyl)amino group, a 1-hydroxycyclopropylmethylamino group, a 2-acetoxyethylamino group, a 2-(morpholin-4-ylacetoxymethyl)ethylamino group, or a 2-(3-carboxypropionyloxy)ethylamino group.
13. The composition according to any one of claims 1 to 12, wherein the chemical structure regarding the position of the acrylamide moiety in Formula (I) is Z.
14. A compound having Formula (I') or a pharmacologically acceptable salt thereof:



[wherein,

R^5 and R^6 each independently represent a substituent on a benzene ring, the substituent being selected from substituent group α ;

R^7 represents a hydrogen atom, a C_1 - C_6 haloalkyl group, a C_1 - C_6 hydroxyalkyl group which may be protected by a hydroxyl protecting group, a C_1 - C_6 alkyl group which may be substituted with one group or more than one group selected from substituent group β , a C_6 - C_{10} aryl group which may be substituted with one group or more than one group selected from substituent group α , or a C_3 - C_{10} cycloalkyl group which may be substituted with one group or more than one group selected from substituent group α ;

m represents an integer of 1 to 3;

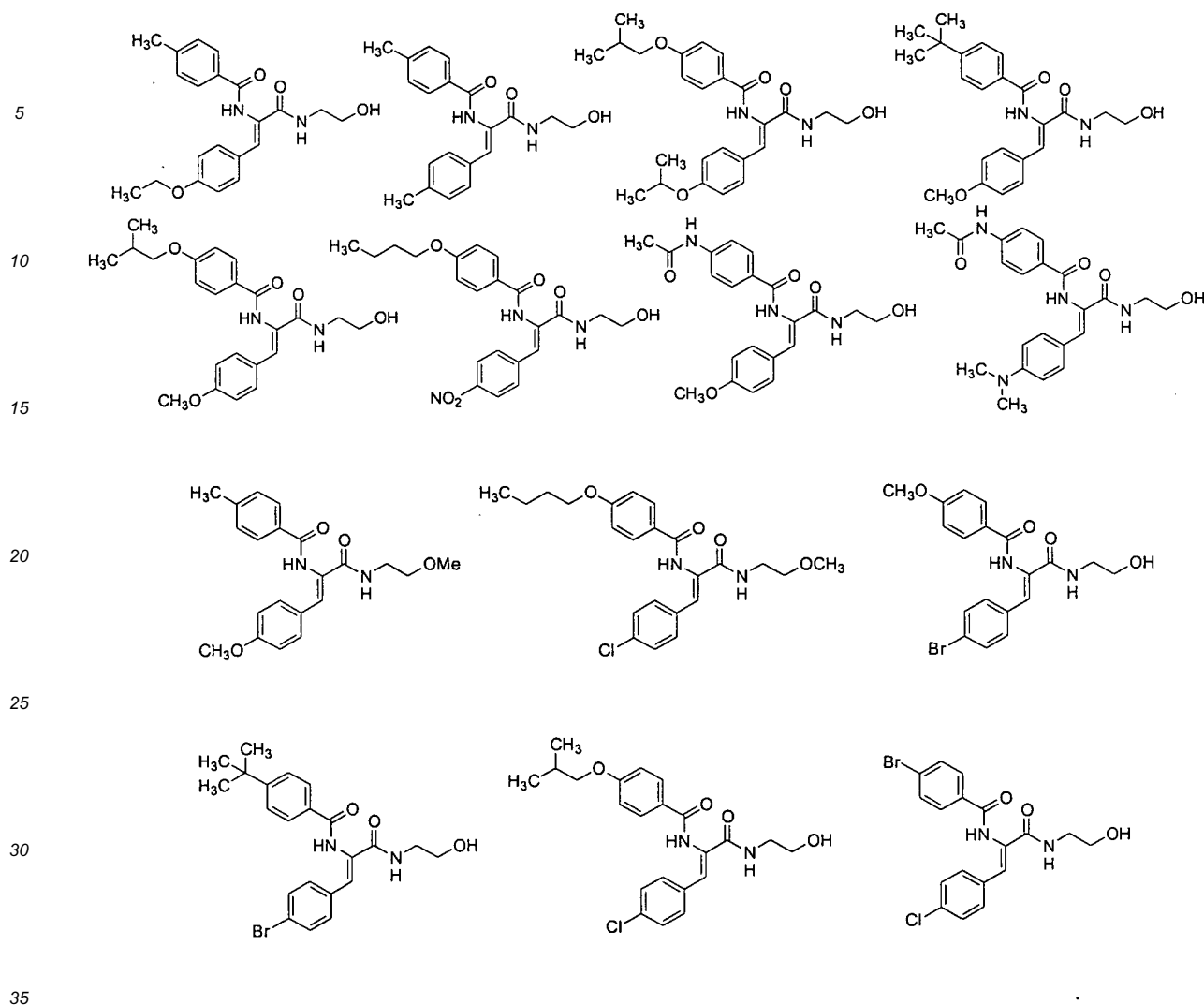
n represents an integer of 1 to 3;

the numerals on each benzene ring represent the position number of each substitution;

substituent group α represents a group consisting of hydroxyl groups, nitro groups, cyano groups, amino groups, C_1 - C_6 alkylamino groups, C_1 - C_6 dialkylamino groups, C_3 - C_6 cycloalkylamino groups, acetamido groups, halogen atoms, C_1 - C_6 alkyl groups which may be substituted with one group or more than one group selected from substituent group β , C_1 - C_6 haloalkyl groups, C_3 - C_{10} cycloalkyl groups, 3- to 6-membered heterocyclyl groups, C_3 - C_6 cycloalkenyl groups, C_6 - C_{10} aryl groups which may be substituted with one group or more than one group selected from substituent group γ , 5- to 10-membered heteroaryl groups which may be substituted with one group or more than one group selected from substituent group γ , C_1 - C_6 alkoxy groups which may be substituted with one group or more than one group selected from substituent group β , C_1 - C_6 haloalkoxy groups, C_1 - C_6 alkoxy C_1 - C_6 alkoxy groups which may be substituted with one group or more than one group selected from substituent group β , C_1 - C_6 alkenyloxy groups which may be substituted with one group or more than one group selected from substituent group β , C_1 - C_6 alkynyloxy groups which may be substituted with one group or more than one group selected from substituent group β , C_3 - C_{10} cycloalkyloxy groups, 3- to 6-membered heterocyclyloxy groups, C_6 - C_{10} aryloxy groups which may be substituted with one group or more than one group selected from substituent group γ , C_1 - C_6 alkyleneoxy groups, C_1 - C_6 alkylendioxy groups, C_1 - C_6 alkylthio groups which may be substituted with one group or more than one group selected from substituent group β , C_1 - C_6 haloalkylthio groups, C_1 - C_6 alkylsulfonyl groups which may be substituted with one group or more than one group selected from substituent group β , C_1 - C_6 haloalkylsulfonyl groups, C_1 - C_6 alkylcarbonyl groups which may be substituted with one group or more than one group selected from substituent group β , C_1 - C_6 haloalkylcarbonyl groups, and C_6 - C_{10} arylcarbonyl groups which may be substituted with one group or more than one group selected from substituent group γ ;

substituent group β represents the group consisting of hydroxyl groups, carboxyl groups, C_1 - C_6 alkoxy carbonyl groups, carbamoyl groups, cyano groups, amino groups, acetamido groups, N - C_6 - C_{10} arylacetamido groups, C_1 - C_6 alkoxy carbonylamido groups, urea groups, C_3 - C_{10} cycloalkyl groups which may be substituted with one group or more than one group selected from substituent group γ , C_3 - C_6 cycloalkenyl groups, 3- to 6-membered heterocyclyl groups, C_6 - C_{10} aryl groups which may be substituted with one group or more than one group selected from substituent group γ , 5- to 10-membered heteroaryl groups which may be substituted with one group or more than one group selected from substituent group γ , C_1 - C_6 alkoxy groups, C_6 - C_{10} aryloxy groups which may be substituted with one group or more than one group selected from substituent group γ , and C_3 - C_{10} cycloalkyloxy groups; and

substituent group γ represents a group consisting of hydroxyl groups, cyano groups, amino groups, C_1 - C_6 alkylamino groups, C_1 - C_6 dialkylamino groups, C_2 - C_6 cyclic amino groups, halogen atoms, C_1 - C_6 alkyl groups, C_1 - C_6 haloalkyl groups, C_1 - C_6 alkoxy groups, C_1 - C_6 alkylendioxy groups, and phenyl groups], provided that the compounds having Formula (I') are not the following compounds:



15. The compound or a pharmacologically acceptable salt thereof according to claim 14, wherein R^5 is any one group selected from the group consisting of halogen atoms, C_1 - C_6 alkyl groups which may be substituted with one group or more than one group selected from substituent group β , C_1 - C_6 haloalkyl groups, C_3 - C_6 cycloalkyl groups, C_1 - C_6 alkoxy groups which may be substituted with one group or more than one group selected from substituent group β , C_6 - C_{10} aryloxy groups which may be substituted with one group or more than one group selected from substituent group γ , C_1 - C_6 haloalkoxy groups, and C_3 - C_6 cycloalkyloxy groups.

16. The compound or a pharmacologically acceptable salt thereof according to claim 14, wherein R^5 is any one group selected from the group consisting of C_1 - C_6 alkoxy groups which may be substituted with one group or more than one group selected from substituent group β , C_6 - C_{10} aryloxy groups which may be substituted with one group or more than one group selected from substituent group γ , and C_1 - C_6 haloalkoxy groups.

17. The compound or a pharmacologically acceptable salt thereof according to claim 14, wherein R^5 is an isobutyloxy group, a cyclopropylmethoxy group, a 2-cyclopropylethoxy group, a 1-methylcyclopropylmethoxy group, a 3,3,3-trifluoropropoxy group, a 4,4,4-trifluorobutoxy group, a 2-phenylethoxy group, a 2-(4-methoxyphenyl)ethoxy group, a 2-(3-methoxyphenyl)ethoxy group, a 2-(4-chlorophenyl)ethoxy group, a 2-(4-(N,N-dimethylamino)phenyl)ethoxy group, a 4-chlorophenoxy group, or a 4-trifluoromethylphenoxy group.

18. The compound or a pharmacologically acceptable salt thereof according to any one of claims 14 to 17, wherein R^6 is any one group selected from the group consisting of halogen atoms, C_1 - C_6 alkyl groups, C_1 - C_6 haloalkyl groups, C_3 - C_6 cycloalkyl groups, C_1 - C_6 alkoxy groups, C_3 - C_6 cycloalkyloxy groups, C_1 - C_6 haloalkoxy groups, C_1 - C_6 alkylthio groups, and 5- to 10-membered heteroaryl groups.

19. The compound or a pharmacologically acceptable salt thereof according to any one of claims 14 to 17, wherein R⁶ is a fluorine atom, a chlorine atom, a trifluoromethyl group, an isopropyl group, a cyclopropyl group, an isopropoxy group, a difluoromethoxy group, a trifluoromethoxy group, a 2,2,2-trifluoroethoxy group, a 2,2-difluoroethoxy group, a cyclopropyloxy group, an ethoxy group, a methylthio group, or a 1H-pyrrol-1-yl group.

20. The compound or a pharmacologically acceptable salt thereof according to any one of claims 14 to 17, wherein R⁶ is an ethoxy group, a trifluoromethyl group, a cyclopropyl group, a cyclopropyloxy group, a difluoromethoxy group, a trifluoromethoxy group, or a 2,2-difluoroethoxy group.

21. The compound or a pharmacologically acceptable salt thereof according to any one of claims 14 to 20, wherein R⁷ is a C₁-C₆ haloalkyl group, a C₁-C₆ alkyl group which may be substituted with one group or more than one group selected from substituent group β, or a C₁-C₆ hydroxyalkyl group which may be protected by a hydroxyl protecting group.

22. The compound or a pharmacologically acceptable salt thereof according to any one of claims 14 to 20, wherein R⁷ is a C₂-C₃ haloalkyl group, a C₂-C₃ hydroxyalkyl group which may be protected by a hydroxyl protecting group, or a C₁-C₃ alkyl group substituted with 1-hydroxycyclopropyl group.

23. The compound or a pharmacologically acceptable salt thereof according to any one of claims 14 to 20, wherein R⁷ is a 2-fluoroethyl group, a 2,2-difluoroethyl group, a 2-hydroxyethyl group, a 2-hydroxypropyl group, a 1-hydroxycyclopropylmethyl group, a 2-acetoxyethyl group, a 2-(morpholin-4-ylacetoxy)ethyl group, or a 2-(3-carboxypropionyloxy)ethyl group.

24. The compound or a pharmacologically acceptable salt thereof according to any one of claims 14 to 23, wherein m and n are each 1.

25. The compound or a pharmacologically acceptable salt thereof according to claim 24, wherein R⁵ is substituted at the 4-position of the benzene ring of Formula (I'), and R⁶ is substituted at the 4'-position of the benzene ring of Formula (I').

26. A compound or a pharmacologically acceptable salt thereof, the compound being selected from the followings:

4-(2-cyclopropylethoxy)-N-(2-(4-ethoxyphenyl)-1-[(2-hydroxyethyl)amino]carbonyl)vinyl)benzamide,
 4-(2-cyclopropylethoxy)-N-(2-[4-(cyclopropyloxy)phenyl]-1-[(2-hydroxyethyl)amino]carbonyl)vinyl)benzamide,
 4-(2-cyclopropylethoxy)-N-(2-[4-(difluoromethoxy)phenyl]-1-[(2-hydroxyethyl)amino]carbonyl)vinyl)benzamide,
 4-(2-cyclopropylethoxy)-N-{1-[(2-hydroxyethyl)amino]carbonyl-2-[4-(trifluoromethoxy)phenyl]vinyl)benzamide,
 4-(2-cyclopropylethoxy)-N-(2-[4-(2,2-difluoroethoxy)phenyl]-1-[(2-hydroxyethyl)amino]carbonyl)vinyl)benzamide,
 4-(2-cyclopropylethoxy)-N-(2-(4-cyclopropylphenyl)-1-[(2-hydroxyethyl)amino]carbonyl)vinyl)benzamide,
 2-[(2Z)-2-{[4-(2-cyclopropylethoxy)benzoyl]amino}-3-(4-cyclopropylphenyl)propen-2-oyl]amino]ethylacetate,
 2-[(2Z)-2-{[4-(2-cyclopropylethoxy)benzoyl]amino}-3-(4-cyclopropylphenyl)propen-2-oyl]amino]ethylsuccinate,
 4-(2-cyclopropylethoxy)-N-{1-[(2-hydroxyethyl)amino]carbonyl-2-[4-(trifluoromethyl)phenyl]vinyl)benzamide,
 4-(2-cyclopropylethoxy)-N-{1-[(2-hydroxyethyl)amino]carbonyl-2-[4-(1H-pyrrol-1-yl)phenyl]vinyl)benzamide,
 N-(2-(4-chlorophenyl)-1-[(2-hydroxyethyl)amino]carbonyl)vinyl)-4-(2-cyclopropylethoxy)benzamide,
 N-[1-[(2-hydroxyethyl)amino]carbonyl-2-(4-isopropoxyphenyl)vinyl]-4-[2-(4-methoxyphenyl)ethoxy]benzamide,
 N-(2-[4-(cyclopropyloxy)phenyl]-1-[(2-hydroxyethyl)amino]carbonyl)vinyl)-4-[2-(4-methoxyphenyl)ethoxy]benzamide,
 N-{1-[(2-hydroxyethyl)amino]carbonyl-2-[4-(trifluoromethoxy)phenyl]vinyl)-4-[2-(4-methoxyphenyl)ethoxy]benzamide,
 N-(2-(4-cyclopropylphenyl)-1-[(2-hydroxyethyl)amino]carbonyl)vinyl)-4-[2-(4-methoxyphenyl)ethoxy]benzamide,
 N-{1-[(2-hydroxyethyl)amino]carbonyl-2-[4-(methylthio)phenyl]vinyl)-4-[2-(4-methoxyphenyl)ethoxy]benzamide,

N-(2-(4-chlorophenyl)-1- {[(2-hydroxyethyl)amino]carbonyl} vinyl)-4-[2-(4-methoxyphenyl)ethoxy]benzamide,
 4- {2-[4-(dimethylamino)phenyl]ethoxy}-N-[1- {[(2-hydroxyethyl)amino]carbonyl}-2-(4-isopropoxyphenyl)vinyl]
 benzamide,
 4-[2-[4-(dimethylamino)phenyl]ethoxy]-N-{1- {[(2-hydroxyethyl)amino]carbonyl}-2-[4-(trifluoromethoxy)phenyl]
 vinyl}benzamide,
 N-(2-(4-cyclopropylphenyl)-1- {[(2-hydroxyethyl)amino]carbonyl}vinyl)-4-[2-[4-(dimethylamino)phenyl]ethoxy]
 benzamide,
 4-[2-(4-chlorophenyl)ethoxy]-N-(2-(4-ethoxyphenyl)-1- {[(2-hydroxyethyl)amino]carbonyl}vinyl)benzamide,
 4-[2-(4-chlorophenyl)ethoxy]-N-(2-[4-(cyclopropyloxy)phenyl]-1- {[(2-hydroxyethyl)amino]carbonyl}vinyl) ben-
 zamide,
 4-[2-(4-chlorophenyl)ethoxy]-N-(2-[4-(difluoromethoxy)phenyl]-1- {[(2-hydroxyethyl)amino]carbonyl} vinyl)ben-
 zamide,
 4-[2-(4-chlorophenyl)ethoxy]-N- {1- {[(2-hydroxyethyl)amino]carbonyl}-2-[4-(trifluoromethoxy)phenyl]vinyl}ben-
 zamide,
 4-[2-(4-chlorophenyl)ethoxy]-N-(2-(4-cyclopropylphenyl)-1- {[(2-hydroxyethyl)amino]carbonyl}vinyl) benza-
 mide,
 4-[2-(4-chlorophenyl)ethoxy]-N-(2-(4-chlorophenyl)-1- {[(2-hydroxyethyl)amino]carbonyl}vinyl)benzamide,
 4-(cyclopropylmethoxy)-N-{1- {[(2-hydroxyethyl)amino]carbonyl} -2-[4-(trifluoromethoxy)phenyl]vinyl}benza-
 mide,
 4-(cyclopropylmethoxy)-N-{1- {[(2-hydroxyethyl)amino]carbonyl}-2-[4-(trifluoromethyl)phenyl]vinyl}benzamide,
 N- {1- {[(2-hydroxyethyl)amino]carbonyl}-2-[4-(trifluoromethoxy)phenyl]vinyl}-4-(4,4,4-trifluorobutoxy)benza-
 mide,
 N-{1- {[(2-hydroxyethyl)amino]carbonyl}-2-[4-(trifluoromethyl)phenyl]vinyl}-4-(4,4,4-trifluorobutoxy)benzamide,
 N- {1- {[(2-hydroxyethyl)amino]carbonyl}-2-[4-(trifluoromethoxy)phenyl]vinyl}-4-(3,3,3-trifluoropropoxy)benza-
 mide,
 N- {1- {[(2-hydroxyethyl)amino]carbonyl} -2-[4-(trifluoromethyl)phenyl]vinyl}-4-(3,3,3-trifluoropropoxy)benza-
 mide,
 N-{1- {[(2,2-difluoroethyl)amino]carbonyl}-2-[4-(trifluoromethoxy)phenyl]vinyl}-4-(3,3,3-trifluoropropoxy)benza-
 mide,
 N- {1- {[(2S)-2-hydroxypropyl]amino }carbonyl}-2-[4-(trifluoromethoxy)phenyl]vinyl}-4-(3,3,3-trifluoropropoxy)
 benzamide,
 N-(2-[4-(difluoromethoxy)phenyl]-1- {[(2-hydroxyethyl)amino]carbonyl}vinyl)-4-[4-(trifluoromethyl)phenoxy]
 benzamide,
 N- {1- {[(2-hydroxyethyl)amino]carbonyl}-2-[4-(trifluoromethoxy)phenyl]vinyl}-4-[4-(trifluoromethyl)phenoxy]
 benzamide,
 N-{1- {[(2-hydroxyethyl)amino]carbonyl}-2-[4-(trifluoromethyl)phenyl]vinyl}-4-[4-(trifluoromethyl)phenoxy]ben-
 zamide,
 4-(4-chlorophenoxy)-N- {1- {[(2-hydroxyethyl)amino]carbonyl}-2-[4-(trifluoromethoxy)phenyl]vinyl}benzamide,
 and
 4-(4-chlorophenoxy)-N- {1- {[(2-hydroxyethyl)amino]carbonyl}-2-[4-(trifluoromethyl)phenyl]vinyl}benzamide.

27. The compound or a pharmacologically acceptable salt thereof according to any one of claims 14 to 26, wherein the chemical structure regarding the position of the acrylamide moiety of Formula (I') is Z.

28. A pharmaceutical composition comprising a compound or a pharmacologically acceptable salt thereof according to any one of claims 14 to 27 as an active ingredient.

29. The composition according to claim 28, the composition being a bone resorption-suppressing agent.

30. The composition according to any one of claims 1 to 13, 28, and 29, the composition being used for decreasing blood calcium concentration.

31. The composition according to any one of claims 1 to 13, 28, and 29, the composition being used for suppressing a decrease in bone mass.

32. The composition according to any one of claims 1 to 13, 28, and 29, the composition being used for improving bone metabolism.

33. The composition according to any one of claims 1 to 13, 28, and 29, the composition being used for prophylaxis or treatment of a bone metabolic disease.

34. The composition according to claim 33, wherein the bone metabolic disease is osteoporosis.

35. The composition according to claim 33, wherein the bone metabolic disease is hypercalcemia.

36. The composition according to any one of claims 1 to 13, 28, and 29, the composition being used for suppressing bone metastasis of cancer.

37. A method for improving bone metabolism, wherein an effective amount of a composition according to any one of claims 1 to 13, 28, and 29 is administered to a mammal.

38. A method for the prophylaxis or treatment of a bone metabolic disease, wherein an effective amount of a composition according to any one of claims 1 to 13, 28, and 29 is administered to a mammal.

39. A method for the prophylaxis or treatment of osteoporosis, wherein an effective amount of a composition according to any one of claims 1 to 13, 28, and 29 is administered to a mammal.

40. A bone resorption-suppressing agent, the agent significantly decreasing the serum calcium concentration of a mammal administered with the agent.

41. The bone resorption-suppressing agent according to claim 40, wherein the dose of the agent as an active ingredient is from 0.001 mg/kg to 100 mg/kg.

INTERNATIONAL SEARCH REPORT

International application No.

PCT/JP2006/309445

A. CLASSIFICATION OF SUBJECT MATTER

A61K31/166 (2006.01), **A61K31/222** (2006.01), **A61K31/341** (2006.01), **A61K31/36** (2006.01), **A61K31/381** (2006.01), **A61K31/402** (2006.01), **A61K31/4035** (2006.01), **A61K31/44** (2006.01), **A61K31/4402** (2006.01), **A61K31/4406** (2006.01),
According to International Patent Classification (IPC) or to both national classification and IPC

B. FIELDS SEARCHED

Minimum documentation searched (classification system followed by classification symbols)

A61K31/166, A61K31/222, A61K31/341, A61K31/36, A61K31/381, A61K31/402, A61K31/4035, A61K31/44, A61K31/4402, A61K31/4406, A61K31/4409, A61K31/47, A61K31/495, A61K31/517, A61K31/5375, A61P1/02, A61P3/14, A61P19/02,

Documentation searched other than minimum documentation to the extent that such documents are included in the fields searched

Jitsuyo Shinan Koho 1922-1996 Jitsuyo Shinan Toroku Koho 1996-2006
Kokai Jitsuyo Shinan Koho 1971-2006 Toroku Jitsuyo Shinan Koho 1994-2006

Electronic data base consulted during the international search (name of data base and, where practicable, search terms used)

CAPLUS (STN), REGISTRY (STN), WPI (DIALOG)

C. DOCUMENTS CONSIDERED TO BE RELEVANT

Category*	Citation of document, with indication, where appropriate, of the relevant passages	Relevant to claim No.
X A	WO 2004/002977 A1 (PHARMACIA & UPJOHN CO.), 08 January, 2004 (08.01.04), Claim 9; example 13 & AU 2003265255 A1 & US 2004/0142980 A1 & BR 200305426 A & EP 1532128 A1 & AU 2003265255 A8 & US 2006/0004063 A1 & JP 2006-504643 A & MX 2005000020 A1 & US 7041690 B2	14, 21-24, 27, 28 1-13, 15-20, 25, 26, 29-36, 40, 41
X A	JP 2001-506965 A (Arqule, Inc.), 29 May, 2001 (29.05.01), Claim 9 & WO 96/35953 A1 & AU 9656770 A & EP 853764 A1 & US 5807754 A	14, 15, 18-21 1-13, 16, 17, 22-36, 40, 41

☒ Further documents are listed in the continuation of Box C. ☐ See patent family annex.

* Special categories of cited documents:	"T" later document published after the international filing date or priority date and not in conflict with the application but cited to understand the principle or theory underlying the invention
"A" document defining the general state of the art which is not considered to be of particular relevance	"X" document of particular relevance; the claimed invention cannot be considered novel or cannot be considered to involve an inventive step when the document is taken alone
"E" earlier application or patent but published on or after the international filing date	"Y" document of particular relevance; the claimed invention cannot be considered to involve an inventive step when the document is combined with one or more other such documents, such combination being obvious to a person skilled in the art
"L" document which may throw doubts on priority claim(s) or which is cited to establish the publication date of another citation or other special reason (as specified)	"&" document member of the same patent family
"O" document referring to an oral disclosure, use, exhibition or other means	
"P" document published prior to the international filing date but later than the priority date claimed	

Date of the actual completion of the international search
10 July, 2006 (10.07.06)

Date of mailing of the international search report
18 July, 2006 (18.07.06)

Name and mailing address of the ISA/
Japanese Patent Office

Authorized officer

Facsimile No.

Telephone No.

INTERNATIONAL SEARCH REPORT

International application No.

PCT/JP2006/309445

C (Continuation). DOCUMENTS CONSIDERED TO BE RELEVANT

Category*	Citation of document, with indication, where appropriate, of the relevant passages	Relevant to claim No.
X A	JP 63-166851 A (American Cyanamid Co.), 11 July, 1988 (11.07.88), Table III & US 4659857 A & EP 274546 A1	14-16, 18, 19, 21, 24, 25 1-13, 17, 20, 22, 23, 26-36, 40, 41
X A	JP 2000-204071 A (Fujirebio Inc.), 25 July, 2000 (25.07.00), Experimental example 120; test example 2; Par. No. [0761] & EP 1008592 A2 & US 6117870 A & KR 2000035402 A & DE 69929669 E	40, 41 1-36
P, X P, A	US 2005/0250819 A1 (Li, X.), 10 November, 2005 (10.11.05), Compound 37 (Family: none)	14-16, 18-21, 24 1-13, 17, 22, 23, 25-36, 40, 41
A	JP 2000-510098 A (G.D. SEARLE & CO.), 08 August, 2000 (08.08.00), & WO 97/36860 A1 & AU 9723371 A & US 5852210 A & EP 894084 A1 & EP 894084 B1 & DE 69713582 E & ES 2179318 T3	1-36, 40, 41
A	TOPUZYAN, V.O. et al., Synthesis and biological properties of N-substituted α, β -dehydrodipep- tides, Khimiko-Farmatsevticheskii Zhurnal, 29(3), pages 42 to 44 (1995)	1-36, 40, 41

Form PCT/ISA/210 (continuation of second sheet) (April 2005)

INTERNATIONAL SEARCH REPORT

International application No.

PCT/JP2006/309445

Box No. II Observations where certain claims were found unsearchable (Continuation of item 2 of first sheet)

This international search report has not been established in respect of certain claims under Article 17(2)(a) for the following reasons:

1. ☒ Claims Nos.: 37-39

because they relate to subject matter not required to be searched by this Authority, namely:

The inventions as set forth in claims 37 to 39 pertain to methods for treatment of the human body by therapy and thus relate to a subject matter which this International Searching Authority is not required to search (Article 17(2)(a)(i) of the PCT, Rule 39.1(iv) of the Regulations under the PCT).

2. ☐ Claims Nos.:

because they relate to parts of the international application that do not comply with the prescribed requirements to such an extent that no meaningful international search can be carried out, specifically:

3. ☐ Claims Nos.:

because they are dependent claims and are not drafted in accordance with the second and third sentences of Rule 6.4(a).

Box No. III Observations where unity of invention is lacking (Continuation of item 3 of first sheet)

This International Searching Authority found multiple inventions in this international application, as follows:

1. ☐ As all required additional search fees were timely paid by the applicant, this international search report covers all searchable claims.

2. ☐ As all searchable claims could be searched without effort justifying an additional fee, this Authority did not invite payment of any additional fee.

3. ☐ As only some of the required additional search fees were timely paid by the applicant, this international search report covers only those claims for which fees were paid, specifically claims Nos.:

4. ☐ No required additional search fees were timely paid by the applicant. Consequently, this international search report is restricted to the invention first mentioned in the claims; it is covered by claims Nos.:

Remark on Protest
the

- ☐ The additional search fees were accompanied by the applicant's protest and, where applicable, payment of a protest fee..
- ☐ The additional search fees were accompanied by the applicant's protest but the applicable protest fee was not paid within the time limit specified in the invitation.
- ☐ No protest accompanied the payment of additional search fees.

Form PCT/ISA/210 (continuation of first sheet (2)) (April 2005)

INTERNATIONAL SEARCH REPORT

International application No.

PCT/JP2006/309445

Continuation of A. CLASSIFICATION OF SUBJECT MATTER

(International Patent Classification (IPC))

A61K31/4409(2006.01), A61K31/47(2006.01), A61K31/495(2006.01),
 A61K31/517(2006.01), A61K31/5375(2006.01), A61P1/02(2006.01),
 A61P3/14(2006.01), A61P19/02(2006.01), A61P19/10(2006.01),
 A61P29/00(2006.01), A61P35/04(2006.01), C07D207/325(2006.01),
 C07D207/327(2006.01), C07D207/404(2006.01), C07D213/30(2006.01),
 C07D213/56(2006.01), C07D213/82(2006.01), C07D215/14(2006.01),
 C07D239/96(2006.01), C07D277/64(2006.01), C07D295/08(2006.01),
 C07D295/14(2006.01), C07D295/18(2006.01), C07D307/22(2006.01),
 C07D307/66(2006.01), C07D309/06(2006.01), C07D317/58(2006.01),
 C07D319/20(2006.01), C07D333/16(2006.01), C07D333/20(2006.01),
 C07C237/22(2006.01), C07C323/63(2006.01)

(According to International Patent Classification (IPC) or to both national
 classification and IPC)

Continuation of B. FIELDS SEARCHED

Minimum documentation searched (International Patent Classification (IPC))

A61P19/10, A61P29/00, A61P35/04, C07C237/22, C07C323/63, C07D207/325,
 C07D207/327, C07D207/404, C07D213/30, C07D213/56, C07D213/82,
 C07D215/14,
 C07D239/96, C07D277/64, C07D295/08, C07D295/14, C07D295/18, C07D307/22,
 C07D307/66, C07D309/06, C07D317/58, C07D319/20, C07D333/16, C07D333/20

Minimum documentation searched (classification system followed by
 classification symbols)

REFERENCES CITED IN THE DESCRIPTION

This list of references cited by the applicant is for the reader's convenience only. It does not form part of the European patent document. Even though great care has been taken in compiling the references, errors or omissions cannot be excluded and the EPO disclaims all liability in this regard.

Patent documents cited in the description

- WO 2004002977 A [0013]
- WO 0024392 A [0013]
- JP 2001506965 A [0013]
- GB 1113569 A [0013]

Non-patent literature cited in the description

- **JEAN-JACQUES BODY.** *CANCER*, 2000, vol. 88, 3054 [0013]
- **E. ROMAS et al.** *Bone*, 2002, vol. 30, 340 [0013]
- **BRUNO FAUTREL et al.** *Current Opinion in Rheumatology*, 2002, vol. 14, 121 [0013]
- **MOHAMMAD M. IQBAL et al.** *Missouri Medicine*, 2002, vol. 99, 19 [0013]
- ORGANIC FUNCTIONAL GROUP PREPARATIONS. ACADEMIC PRESS, INC, 1989 [0098]
- Comprehensive Organic Transformations. VCH Publishers Inc, 1989 [0098]
- **GREENE ; WUTS.** Protective Groups in Organic Synthesis. John Wiley & Sons, Inc, 1999 [0100]
- *J. Med. Chem.*, 1994, vol. 37, 3977-3985 [0204]
- *Tetrahedron Lett.*, 2002, vol. 43, 6987-6990 [0209] [0481]
- *J. Org. Chem.*, 2002, vol. 67, 1093-1101 [0212]
- *Tetrahedron Lett.*, 1998, vol. 39, 8621-8624 [0216]
- *J. Med. Chem.*, 1994, vol. 37, 4538-4554 [0273]
- *Tetrahedron Lett.*, 1989, vol. 30, 5045-5048 [0276]
- *J. Am. Chem. Soc.*, 1939, vol. 61, 3050 [0304]
- *Helv. Chim. Acta*, 2003, vol. 86, 865-893 [0398]
- *Tetrahedron*, 2003, vol. 59, 3369-3378 [0437]
- *J. Med. Chem.*, 1999, vol. 42, 1041-1052 [0460] [0492] [0562]
- *Tetrahedron*, 1987, vol. 43, 4767-4776 [0502]
- *J. Med. Chem.*, 1996, vol. 39, 3984-3997 [0502]
- *J. Med. Chem.*, 1989, vol. 32, 1326-1334 [0521]
- *J. Org. Chem.*, 2000, vol. 65, 4241-4250 [0525]
- *J. Med. Chem.*, 1998, vol. 41, 1112-1123 [0533]
- *J. Med. Chem.*, 2002, vol. 45, 4321-4335 [0554]
- *J. Chem. Soc. Perkin Trans.*, 1983, vol. 1, 619-624 [0562]
- *Tetrahedron Lett.*, 1995, vol. 36, 6193-6196 [0576]