



(11) **EP 1 919 463 B9**

(12) **CORRECTED EUROPEAN PATENT SPECIFICATION**

(15) Correction information:

**Corrected version no 1 (W1 B1)**

**Corrections, see**

**Bibliography INID code(s) 72**

**Claims EN 1, 3, 7**

(51) Int Cl.:

**A61K 31/00** <sup>(2006.01)</sup> **A61K 31/4745** <sup>(2006.01)</sup>

**A61K 31/63** <sup>(2006.01)</sup> **A61P 35/00** <sup>(2006.01)</sup>

(86) International application number:

**PCT/US2006/023399**

(48) Corrigendum issued on:

**02.02.2011 Bulletin 2011/05**

(87) International publication number:

**WO 2006/138511 (28.12.2006 Gazette 2006/52)**

(45) Date of publication and mention

of the grant of the patent:

**09.06.2010 Bulletin 2010/23**

(21) Application number: **06784964.6**

(22) Date of filing: **15.06.2006**

(54) **USE OF HIF 1ALFA MODULATORS FOR TREATMENT OF CANCER**

VERWENDUNG VON HIF 1ALFA MODULATOREN ZUR BEHANDLUNG VON KREBS

UTILISATION DES MODULATEURS DE HIF 1ALFA POUR LE TRAITEMENT DU CANCER

(84) Designated Contracting States:

**AT BE BG CH CY CZ DE DK EE ES FI FR GB GR  
HU IE IS IT LI LT LU LV MC NL PL PT RO SE SI  
SK TR**

(74) Representative: **Goodfellow, Hugh Robin et al**

**Carpmaels & Ransford  
One Southampton Row  
London  
WC1B 5HA (GB)**

(30) Priority: **15.06.2005 US 691006 P**

(43) Date of publication of application:

**14.05.2008 Bulletin 2008/20**

(56) References cited:

**WO-A-03/100438 WO-A-2004/108121  
WO-A-2006/010920 WO-A2-02/074249  
WO-A2-03/053997 WO-A2-2005/007192**

(73) Proprietor: **FIBROGEN, INC.**

**South San Francisco, CA 94080 (US)**

- **WANG YANG ET AL: "A novel cancer therapy: combined liposomal hypoxia inducible factor 1 alpha antisense oligonucleotides and an anticancer drug." BIOCHEMICAL PHARMACOLOGY 15 NOV 2004, vol. 68, no. 10, 15 November 2004 (2004-11-15), pages 2031-2042, XP002416063 ISSN: 0006-2952**

(72) Inventors:

- **SEELEY, Todd, A.  
Moraga, CA 94556 (US)**
- **LIU, David, Y.  
Palo Alto, CA 94306 (US)**
- **KLAUS, Stephen, J.  
San Francisco, CA 94109 (US)**

Note: Within nine months of the publication of the mention of the grant of the European patent in the European Patent Bulletin, any person may give notice to the European Patent Office of opposition to that patent, in accordance with the Implementing Regulations. Notice of opposition shall not be deemed to have been filed until the opposition fee has been paid. (Art. 99(1) European Patent Convention).

**EP 1 919 463 B9**

**Description****FIELD OF THE INVENTION**

5 **[0001]** The invention relates to agents for use in treating or preventing cancer. Agents for use in treating or preventing cancer, for inhibiting tumor growth, reducing tumor volume, inhibiting tumor progression, inhibiting metastasis, and improving survival are provided herein.

**BACKGROUND OF THE INVENTION**

10 **[0002]** Cancers are characterized by abnormal and uncontrolled cell growth. Cancer can involve any tissue in the body, and can spread outside the tissues of origin. Uncontrolled proliferation and other cellular abnormalities can lead to the formation of cancerous tumors. Tumors can disrupt the function of and destroy the tissues in which they originate, and, when cancer cells metastasize, secondary tumors can develop near to or separate from the site of primary growth.

15 **[0003]** Available anti-cancer therapies include the administration of various chemotherapeutic agents, exposure to radiation, surgery, and immunotherapy, any of which can lead to debilitating and even life-threatening adverse effects. Therefore, there is a need in the art for additional therapeutic approaches for the treatment of cancer, and the prevention of its growth and progression. The present invention meets these needs by providing agents for use in treating or preventing cancer, for inhibiting tumor growth, reducing tumor volume, inhibiting tumor progression, inhibiting metastasis, and improving survival.

**BRIEF DESCRIPTION OF THE DRAWINGS****[0004]**

25 Figure 1 sets forth data showing compounds and methods of the present invention reduced tumor weight in an animal xenograft model or orthotopically-implanted human breast tumors.

30 Figure 2 sets forth data showing compounds and methods of the present invention reduced tumor volume in an animal xenograft model of subcutaneously-implanted ovarian tumors.

**DESCRIPTION OF THE INVENTION**

35 **[0005]** Before the present invention is described, it is to be understood that the invention is not limited to the particular methodologies, protocols, cell lines, assays, and reagents described, as these may vary. It is also to be understood that the terminology used herein is intended to describe particular embodiments of the present invention, and is in no way intended to limit the scope of the present invention as set forth in the appended claims.

40 **[0006]** It must be noted that as used herein and in the appended claims, the singular forms "a," "an," and "the" include plural references unless context clearly dictates otherwise. Thus, for example, a reference to "a fragment" includes a plurality of such fragments; a reference to an "antibody" is a reference to one or more antibodies and to equivalents thereof known to those skilled in the art, and so forth.

45 **[0007]** Unless defined otherwise, all technical and scientific terms used herein have the same meanings as commonly understood by one of ordinary skill in the art to which this invention belongs. Although any methods and materials similar or equivalent to those described herein can be used in the practice or testing of the present invention, the preferred methods, devices, and materials are now described. All publications cited herein are incorporated herein by reference in their entirety for the purpose of describing and disclosing the methodologies, reagents, and tools reported in the publications that might be used in connection with the invention. Nothing herein is to be construed as an admission that the invention is not entitled to antedate such disclosure by virtue of prior invention.

50 **[0008]** The practice of the present invention will employ, unless otherwise indicated, conventional methods of chemistry, biochemistry, molecular biology, cell biology, genetics, immunology and pharmacology, within the skill of the art. Such techniques are explained fully in the literature. See, e.g., Gennaro, A.R., ed. (1990) Remington's Pharmaceutical Sciences, 18th ed., Mack Publishing Co.; Hardman, J.G., Limbird, L.E., and Gilman, A.G., eds. (2001) The Pharmacological Basis of Therapeutics, 10th ed., McGraw-Hill Co.; Colowick, S. et al., eds., Methods In Enzymology, Academic Press, Inc.; Weir, D.M., and Blackwell, C.C., eds. (1986) Handbook of Experimental Immunology, Vols. I-IV, Blackwell Scientific Publications; Maniatis, T. et al., eds. (1989) Molecular Cloning: A Laboratory Manual, 2nd edition, Vols. I-III, Cold Spring Harbor Laboratory Press; Ausubel, F.M. et al., eds. (1999) Short Protocols in Molecular Biology, 4th edition, John Wiley & Sons; Ream et al., eds. (1998) Molecular Biology Techniques: An Intensive Laboratory Course, Academic Press; Newton, C.R., and Graham, A., eds. (1997) PCR (Introduction to Biotechniques Series), 2nd ed., Springer Verlag.

## Invention

**[0009]** The present invention relates to the discovery by the present inventors that stabilization of HIF $\alpha$  is an effective anti-cancer therapy, leading to inhibition of tumor growth, reduced tumor volume, inhibition of tumor progression, reduced incidence or frequency of metastasis, and improved survival. This is contrary to the established art, which teaches that HIF stabilization leads to promotion of pro-angiogenic factors and would not be an effective anti-cancer therapy. (See, e.g., Powis and Kirkpatrick (2004) *Mol Cancer Ther* 3:647-654; Semenza (2002) *Internal Medicine* 41:79-83; and Belozeroz and Van Meir (2005) *Anti-Cancer Drugs* 16:901-909.)

**[0010]** The invention relates to the identification of a group of compounds that have anti-tumor effects and can be administered to reduce tumor volume, inhibit tumor growth and progression, alter tumor metabolic activity, induce tumor quiescence, inhibit or reduce metastasis, inhibit or reduce tumor invasiveness, inhibit or reduce tumor angiogenesis and neovascularization, increase survival, and treat or prevent cancer in a subject in need. The invention further relates to the discovery that stabilization of the alpha subunit of hypoxia inducible factor (HIF $\alpha$ ) provides anti-cancer effects, and that HIF $\alpha$  can be stabilized in a subject to reduce tumor volume, inhibit tumor progression and growth, alter tumor metabolic activity, induce tumor quiescence, inhibit or reduce metastasis, inhibit or reduce tumor invasiveness, and treat or prevent cancer.

**[0011]** Compounds of the invention having anti-tumor effects include agents selected from the group consisting of 2-oxoglutarate mimetics, iron chelators, and proline analogs. Exemplary compounds of the invention include Compound A (1-Chloro-4-hydroxy-isoquinoline-3-carbonyl)-amino]-acetic acid; Compound B (S)-2-[(4-Hydroxy-7-phenoxy-6,7-dihydro-isoquinoline-3-carbonyl)-amino]-propionic acid; Compound C {[4-Hydroxy-7-(4-methoxy-phenoxy)-isoquinoline-3-carbonyl]-amino]-acetic acid; Compound D [(4-Hydroxy-1-methyl-7-phenoxy-isoquinoline-3-carbonyl)-amino]-acetic acid, and Compound E [7-(4-Fluoro-phenoxy)-4-hydroxy-isoquinoline-3-carbonyl]-amino]-acetic acid. Further exemplary compounds of the invention include Compound F [4-Oxo-1,4-dihydro-[1,10]phenanthroline-3-carboxylic acid], Compound G [3-[[4-(3,3-Dibenzyl-ureido)-benzenesulfonyl]-[2-(4-methoxy-phenyl)-ethyl]-amino]-N-hydroxy-propionamide], Compound H [[[7-Chloro-3-hydroxy-quinoline-2-carbonyl)-amino]-acetic acid], Compound I [[[1-Chloro-4-hydroxy-7-methoxy-isoquinoline-3-carbonyl)-amino]-acetic acid], Compound J [[[6,7-Dichloro-4-hydroxy-isoquinoline-3-carbonyl)-amino]-acetic acid], Compound K [[[4-Hydroxy-7-phenoxy-isoquinoline-3-carbonyl)-amino]-acetic acid], Compound L [(S)-2-[(4-Hydroxy-7-phenylsulfanyl-isoquinoline-3-carbonyl)-amino]-propionic acid], Compound M [[[4-Hydroxy-1,7-diphenoxy-isoquinoline-3-carbonyl)-amino]-acetic acid], and Compound N [(4-hydroxy-7-phenylsulfanyl-isoquinoline-3-carbonyl)-amino]-acetic acid.

**[0012]** In particular, it is demonstrated herein that HIF prolyl hydroxylase inhibitors effectively reduced tumor progression, reduced tumor growth, and reduced mean tumor volume in established xenograft models of human cancer. Xenograft models of human cancer are considered useful in predicting the clinical efficacy of cancer drugs. Human tumor xenografts implanted subcutaneously (s.c.) into immunosuppressed mice have played a significant role in preclinical anticancer drug development, and constitute a predictive indicator of clinical activity. Key considerations in the establishment of xenograft models include site of implantation, growth properties of the xenograft and size when treatment is initiated, agent formulation, scheduling, route of administration and dose, and the selected endpoint for assessing activity. In those models, a slowing of xenograft tumor growth (cytostatic effect) or of tumor shrinkage might be the major observed effect.

**[0013]** In recent years, orthotopic routes for xenografted tumor implantation have been developed to display properties improving the clinical relevance of these models. Xenografted tumors implanted into an anatomical site matching the tissue of origin (orthotopic implantation) will often metastasize in a similar manner and to similar locations as the same tumor type in human cancers. For these reasons, orthotopic implantation may constitute an improved predictive indicator of clinical activity, particularly with respect to treatments that affect metastasis.

**[0014]** The present invention provides agents, e.g. compounds, useful for use in the treatment and prevention of cancer in a subject. More specifically, the invention provides an agent that stabilizes HIF $\alpha$  or inhibits HIF hydroxylase activity for use in the treatment or prevention of cancer in a subject. In various embodiments, the subject can be a cell, tissue, organ, organ system, or whole organism. In preferred embodiments, the subject is a human subject. It is specifically contemplated in certain embodiments that the subject is a subject having or at risk for developing a malignancy, a cancer, a tumor, or any neoplastic disease or disorder.

**[0015]** In one embodiment, the invention provides an agent that stabilizes HIF $\alpha$  for reducing tumor volume in a subject. Stabilisation of HIF $\alpha$  can be accomplished by any of the methods available to and known by those of skill in the art, and can involve use of any agent that interacts with, binds to, or modifies HIF $\alpha$  or factors that interact with HIF $\alpha$ , including, e.g., enzymes for which HIF $\alpha$  is a substrate. In certain aspects, the present invention contemplates providing a constitutively stable HIF $\alpha$  variant, e.g., stable HIF muteins, etc, or a polynucleotide encoding such a variant. In further aspects, HIF $\alpha$  is HIF $\alpha$ , HIF2 $\alpha$ , or HIF3 $\alpha$ . In a Preferred aspect, the agent is a compound that inhibits HIF hydroxylase activity,

**[0016]** In some embodiments, the agent that stabilizes HIF $\alpha$  can be composed of polynucleotides, e.g. antisense sequences; polypeptides; antibodies; other proteins; carbohydrates; fats; lipids; and organic and inorganic substances,

e.g., small molecules, etc. In a preferred aspect, the agent that stabilizes HIF $\alpha$  is a compound, e.g., small molecule compound, etc., that stabilizes HIF $\alpha$ . In certain aspects, the agent is selected from the group consisting of 2-oxoglutarate mimetics, iron chelators, and proline analogs. In particular embodiments, the agent is selected from the group consisting of Compound A, Compound B, Compound C, Compound D, and Compound E. Further exemplary compounds of the invention include Compound F, Compound G, Compound H, Compound I, Compound J, Compound K, Compound L, Compound M, and Compound N.

**[0017]** In another embodiment, the invention provides an agent that inhibits HIF hydroxylase activity for reducing tumor volume in a subject. In certain embodiments, the HIF hydroxylase is selected from the group consisting of EGLN1, EGLN2, and EGLN3. In a preferred embodiment, the agent inhibits HIF prolyl hydroxylase activity. Inhibition of HIF prolyl hydroxylase can be accomplished by any of the methods available to and known by those of skill in the art. The inhibition can be direct or indirect, can be competitive or non-competitive, etc. In one embodiment, the agent is selected from the group consisting of 2-oxoglutarate mimetics, iron chelators, and proline analogs. In another embodiment, the agent is selected from the group consisting of Compound A, Compound B, Compound C, Compound D, and Compound E. Further exemplary compounds of the invention include Compound F, Compound G, Compound H, Compound I, Compound J, Compound K, Compound L, Compound M, and Compound N.

**[0018]** In one embodiment, the invention provides an agent that stabilizes HIF $\alpha$  for inhibiting tumor growth in a subject. In another embodiment, the invention provides an agent that inhibits HIF hydroxylase activity for use in inhibiting tumor growth in a subject. In a preferred embodiment, the agent inhibits HIF prolyl hydroxylase activity. In another embodiment, the agent is selected from the group consisting of 2-oxoglutarate mimetics, iron chelators, and proline analogs. In another embodiment, the agent is selected from the group consisting of Compound A, Compound B, Compound C, Compound D, and Compound E. Further exemplary compounds of the invention include Compound F, Compound G, Compound H, Compound I, Compound J, Compound K, Compound L, Compound M, and Compound N.

**[0019]** In one embodiment, the invention provides an agent that stabilizes HIF $\alpha$  for inhibiting tumor progression in a subject.

**[0020]** In another embodiment, the invention provides an agent that inhibits HIF hydroxylase activity for inhibiting tumor progression in a subject. In a preferred embodiment, the agent inhibits HIF prolyl hydroxylase activity. In another embodiment, the agent is selected from the group consisting of 2-oxoglutarate mimetics, iron chelators, and proline analogs. In another embodiment, the agent is selected from the group consisting of Compound A, Compound B, Compound C, Compound D, and Compound E. Further exemplary compounds of the invention include Compound F, Compound G, Compound H, Compound I, Compound J, Compound K, Compound L, Compound M, and Compound N.

**[0021]** In one embodiment, the invention provides an agent that stabilizes HIF $\alpha$  for altering the metabolic activity of a tumor in a subject. In another embodiment, the invention provides an agent that inhibits HIF hydroxylase activity for altering the metabolic activity of a tumor in a subject. In a preferred embodiment, the agent inhibits HIF prolyl hydroxylase activity. In another embodiment, the agent is selected from the group consisting of 2-oxoglutarate mimetics, iron chelators, and proline analogs. In another embodiment, the agent is selected from the group consisting of Compound A, Compound B, Compound C, Compound D, and Compound E. Further exemplary compounds of the invention include Compound F, Compound G, Compound H, Compound I, Compound J, Compound K, Compound L, Compound M, and Compound N.

**[0022]** In one embodiment, the invention provides an agent that stabilizes HIF $\alpha$  for inducing quiescence of a tumor in a subject. In another embodiment, the invention provides an agent that inhibits HIF hydroxylase activity for inducing quiescence of a tumor in a subject. In a preferred embodiment, the agent inhibits HIF prolyl hydroxylase activity. In another embodiment, the agent is selected from the group consisting of 2-oxoglutarate mimetics, iron chelators, and proline analogs.

**[0023]** In another embodiment, the agent is selected from the group consisting of Compound A, Compound B, Compound C, Compound D, and Compound E. Further Exemplary compounds of the invention include Compound F, Compound G, Compound H, Compound I, Compound J, Compound K, Compound L, Compound M, and Compound N.

**[0024]** In one embodiment, the invention provide an agent that stabilizes HIF $\alpha$  for inhibiting or reducing metastasis in a subject. In another embodiment, the invention provides an agent that inhibits HIF hydroxylase activity for inhibiting or reducing metastasis in a subject. In a preferred embodiment, the agent inhibits HIF prolyl hydroxylase activity. In another embodiment, the agent is selected from the group consisting of 2-oxoglutarate mimetics, iron chelators, and proline analog. In another embodiment, the agent is selected from the group consisting of Compound A, Compound B, Compound C, Compound D, and Compound E. Further exemplary compounds of the invention include Compound F, Compound G, Compound H, Compound I, Compound J, Compound K, Compound L, Compound M, and Compound N.

**[0025]** In one embodiment, the invention provides an agent that stabilizes HIF $\alpha$  for inhibiting or reducing tumor invasiveness in a subject. In another embodiment, the invention provides an agent that inhibits HIF hydroxylase activity for inhibiting or reducing tumor invasiveness in a subject. In a preferred embodiment, the agent inhibits HIF prolyl hydroxylase activity. In another embodiment, the agent is selected from the group consisting of 2-oxoglutarate mimetics, iron chelators, and proline analogs. In another embodiment, the agent is selected from the group consisting of Compound A, Compound B, Compound C, Compound D, and Compound E. Further exemplary compounds of the invention include Compound

F, Compound G, Compound II, Compound I, Compound J, Compound K, Compound L, Compound M, and Compound N.

**[0026]** Metastases are predominantly angiogenesis-dependent. Experimental animal models of tumor growth and metastasis have indicated that metastases are essentially nonexistent before tumors have become neovascularized. Various environmental and physiological conditions and factors are associated with tumor neovascularization, metastases, and invasion. Such conditions and factors include, for example, inflammation and various inflammatory cytokines.

**[0027]** Agents, e.g. compounds, of the present invention overcome tumor angiogenesis and neovascularization associated with inflammation and inflammatory cytokines. In one aspect, the present invention demonstrates that HIF $\alpha$  stabilization overcomes tumor angiogenesis and neovascularization associated with inflammation and inflammatory cytokines. In another aspect, the present invention demonstrates that HIF prolyl hydroxylase inhibitors overcome tumor angiogenesis and neovascularization associated with inflammation and inflammatory cytokines.

**[0028]** In one embodiment, the invention provides an agent that stabilizes HIF $\alpha$  for inhibiting or reducing tumor angiogenesis and tumor neovascularization in a subject. In another embodiment, the invention provides an agent that inhibits HIF hydroxylase activity for inhibiting or reducing tumor angiogenesis and tumor neovascularization in a subject. In a preferred embodiment, the agent inhibits HIF prolyl hydroxylase activity. In another embodiment, the agent is selected from the group consisting of 2-oxoglutarate mimetics, iron chelators, and proline analogs. In another embodiment, the agent is selected from the group consisting of Compound A, Compound B, Compound C, Compound D, and Compound E. Further exemplary compounds of the invention include Compound F, Compound G, Compound II, Compound I, Compound J, Compound K, Compound L, Compound M, and Compound N.

## Cancers

**[0029]** The following are non-limiting examples of the cancers and tumor types treatable using the present agents, e.g. compounds.

**[0030]** The cancer may in particular be cancer of the lung, colon, or breast. However, other cancers are also envisaged in the present invention. For example, the cancer may be ovarian cancer, including advanced ovarian cancer. Stage I, II, III, or IV cancer may be treated according to the present invention. Any mammal, preferably a human, may be treated according to the present invention.

**[0031]** It is particularly contemplated that the cancer is associated with formation of solid tumors, including carcinomas, such as adenocarcinomas and epithelial carcinomas. Such cancers can include, but are not limited to, lung cancer, including non-small cell lung cancer, and large cell carcinoma types, as well as small cell lung cancer; colon cancer, including colon metastasized to liver and including colorectal cancers; breast cancer; and ovarian cancer, as mentioned above. Cancers that can be associated with solid tumors further include, but are not limited to, kidney or renal cancers, including, for example, renal cell carcinomas; cancer of the bladder; liver cancer, including, for example, hepatocellular carcinomas; cancer of the gastrointestinal tract, including rectal, esophageal, pancreatic, and stomach cancer; gynecological cancers, including cervical, uterine, and endometrial cancers; prostate cancer or testicular cancer; nasopharyngeal cancer; thyroid cancer, for example, thyroid papillary carcinoma; cancer of the head, neck, or brain; nervous system cancers, including neuroblastomas; skin cancers, including melanomas; and sarcomas (including, for example, osteosarcomas and Ewing's sarcomas). Carcinomas include, but are not limited to, adenocarcinomas and epithelial carcinomas.

**[0032]** Hematological malignancies are cancers that affect blood, bone marrow, and lymph nodes and include leukemia, lymphomas, and myeloma. Such malignancies are typically associated with formation of non-solid tumors or non-solid tumor masses. Underlying genetic alterations, particularly chromosomal translocations, are a common cause of hematological malignancy, affecting the approach to diagnosis and treatment of these disorders.

**[0033]** Leukemia is characterized by an abnormal proliferation of white blood cells (leukocytes) or myeloid precursors. Displacement of normal marrow with increasing numbers of malignant cells results in a lack of blood platelets (thrombocytopenia), which are important in blood clotting, and red blood cells, which provide oxygen to the tissues of the body. Thus, patients with leukemia may bruise easily, bleed excessively, and suffer from anemia. Additionally, the number of functional white blood cells is often reduced, making leukemia patients susceptible to infection. Types of leukemia include acute lymphoblastic leukemia (ALL), characterized by overproduction of malignant and immature white blood cells; chronic lymphocytic leukemia (CLL); acute and chronic myelogenous leukemia (AML and CML, respectively), characterized by increased myeloid precursors in the blood and bone marrow; hairy cell leukemia, a rare leukemia also known as leukemic reticuloendotheliosis; and myelogenous leukemia. Leukemias may originate from myeloid bone marrow or lymph nodes. Leukemias may be acute, exhibited by maturation arrest at a primitive stage of development, and chronic, exhibited by excess accrual of mature lymphoid or myeloid cells,

**[0034]** Lymphomas originate in cells, primarily lymphocytes, of the reticuloendothelial system, which includes the lymph nodes and lymphatic organs such as spleen, thymus, tonsils, etc. Lymphomas include Hodgkin's lymphoma, characterized by the presence of large, often binucleated malignant cells known as Reed-Sternberg cells; and non-Hodgkin lymphoma, which includes a variety of lymphomas in which Reed-Sternberg cells are absent.

**[0035]** Multiple myeloma (MM) is a cancer of post-germinal center B-lymphocytes, and can affect several organs due to proliferation of the cancer cells, deposition of antibody, and overproduction of cytokines. Common ailments associated with MM include renal failure, polyneuropathy, bone lesions, and anemia. The anemia is usually normocytic and normochromic, and results from replacement of normal bone marrow by infiltrating tumor cells and inhibition of normal red blood cell production by cytokines.

**[0036]** Treatment for aggressive or acute forms of hematological malignancy often involves one or more of chemotherapy, radiotherapy, immunotherapy, and bone marrow transplantation. Radiation therapy may be used to reduce disease burden or as part of the preparation for a bone marrow transplant. Although complete remission of some hematological malignancies may be obtained in newly diagnosed adults, only 20%-30% have remission-free long-term survival. While such therapies may provide some relief to certain patients, a substantial need remains for effective therapies for reducing the progress of and complications associated with hematological malignancies.

**[0037]** Accordingly, it is also contemplated herein that the cancer is a hematological malignancy. Hematological malignancies include, but are not limited to, leukemias, including, but not limited to, acute myeloid leukemia (AML), chronic myelogenous leukemia (CML), acute lymphoblastic or precursor lymphoblastic leukemia, chronic lymphocytic leukemia (CLL), and hairy cell leukemia; lymphomas, e.g., mature B cell neoplasms, mature T cell and natural killer (NK) cell neoplasms, Hodgkin's lymphoma, immunodeficiency-associated lymphoproliferative disorders, and histiocytic and dendritic cell neoplasms, etc.; and myelomas, such as multiple myelomas.

**[0038]** In one aspect, the invention provides an agent that stabilizes HIF $\alpha$  for use in treating or preventing cancer in a subject. In another aspect, the invention provides an agent that inhibits HIF hydroxylase activity for use in treating or preventing cancer in a subject. In a preferred embodiment, the agent inhibits HIF prolyl hydroxylase activity. In another embodiment, the agent is selected from the group consisting of 2-oxoglutarate mimetics, iron chelators, and proline analogs. In another embodiment, the agent is selected from the group consisting of Compound A, Compound B, Compound C, Compound D, and Compound E. Further exemplary compounds of the invention include Compound F, Compound G, Compound H, Compound I, Compound J, Compound K, Compound L, Compound M, and Compound N.

**[0039]** The invention further provides agents for increasing subject survival. In one embodiment, the agent stabilizes HIF $\alpha$ . In another embodiment, the agent inhibits HIF hydroxylase activity. In a preferred embodiment, the agent inhibits HIF prolyl hydroxylase activity. In another embodiment, the agent is selected from the group consisting of 2-oxoglutarate mimetics, iron chelators, and proline analogs. In another embodiment, the agent is selected from the group consisting of Compound A, Compound B, Compound C, Compound D, Compound E, Compound F, Compound G, Compound H, Compound I, Compound J, Compound K, Compound L, Compound M, and Compound N.

**[0040]** HIF $\alpha$  refers to the alpha subunit of hypoxia inducible factor protein. HIF $\alpha$  may be any human or other mammalian protein, or fragment thereof, including human HIF-1 $\alpha$  (Genbank Accession No. Q16665), HIF-2 $\alpha$  (Genbank Accession No. AAB41495), and HIF-3 $\alpha$  (Genbank Accession No. AAD22668); murine HIF $\alpha$  (Genbank Accession No. Q61221), HIF-2 $\alpha$  (Genbank Accession No. HAA20130 and AAB41496), and HIF-3 $\alpha$  (Genbank Accession No. AAC72734); rat HIF-1 $\alpha$  (Genbank Accession No. CAA70701), HIF-2 $\alpha$  (Genbank Accession No. CAB96612), and HIF-3 $\alpha$  (Genbank Accession No. CAB96611); and bovine HIF-1 $\alpha$  (Genbank Accession No. BAA78675). HIF $\alpha$  may also be any non-mammalian protein or fragment thereof, including *Xenopus laevis* HIF-1 $\alpha$  (Genbank Accession No. CAB96628), *Drosophila melanogaster* HIF-1 $\alpha$  (Genbank Accession No. JC4851), and chicken HIF-1 $\alpha$  (Genbank Accession No. HAA34234). HIF $\alpha$  gene sequences may also be obtained by routine cloning techniques, for example by using all or part of a HIF $\alpha$  gene sequence described above as a probe to recover and determine the sequence of a HIF $\alpha$  gene in another species.

**[0041]** A HIF prolyl hydroxylase is any enzyme capable of hydroxylating a proline residue in the HIF protein. Preferably, the proline residue hydroxylated by HIF prolyl hydroxylase includes the proline found within the motif LXXLAP, e.g., as occurs in the human HIF-1 $\alpha$  native sequence at L<sub>397</sub>TLLAP and L<sub>559</sub>EMLAP. HIF prolyl hydroxylase includes members of the Egl-Nine (EGLN) gene family described by Taylor (2001, *Gene* 275:125-132), and characterized by Aravind and Koonin (2001, *Genome Biol* 2:RESEARCH0007), Epstein et al. (2001, *Cell* 107:43-54), and Bruick and McKnight (2001, *Science* 294: 1337-1340). Examples of HIF prolyl hydroxylase enzymes include human SM-20 (EGLN1) (GenBank Accession No. AAG33965; Dupuy et al. (2000) *Genomics* 69:348-54), EGLN2 isoform 1 (GenBank Accession No. CAC42510; Taylor, *supra*), EGLN2 isoform 2 (GenBank Accession No. NP\_060025), and EGLN3 (GenBank Accession No. CAC42511; Taylor, *supra*); mouse EGLN1 (GenBank Accession No. CAC42515), EGLN2 (GenBank Accession No. CAC42511), and EGLN3 (SM-20) (GenBank Accession No. CAC42517); and rat SM-20 (GenBank Accession No. AAA19321). Additionally, HIF prolyl hydroxylase may include *Caenorhabditis elegans* EGL-9 (GenBank Accession No. AAD56365) and *Drosophila melanogaster* CG1114 gene product (GenBank Accession No. AAF52050), HIF prolyl hydroxylase also includes any fragment of the foregoing full-length proteins that retain at least one structural or functional characteristic.

**[0042]** A HIF hydroxylase, inhibitor or an agent that inhibits HIF hydroxylase is any agent that reduces or otherwise modulates the activity of HIF prolyl hydroxylase enzyme. Compounds that can be used in the invention include, for

example, iron chelators, 2-oxoglutarate mimetics, and modified amino acid, e.g., proline, analogs.

**[0043]** In particular embodiments, the present invention provides for use of structural mimetics of 2-oxoglutarate. Such compounds may inhibit the target 2-oxoglutarate dioxygenase enzyme family member competitively with respect to 2-oxoglutarate and noncompetitively with respect to iron. (Majamaa et al. (1984) *Eur J Biochem* 138:239-245; and Majamaa et al. (1985) *Biochem J* 229:127-133) Prolyl hydroxylase inhibitors specifically contemplated for use in the present invention are described, e.g., in Majamaa et al., *supra*; Kivirikko and Myllyharju (1998) *Matrix Biol* 16:357-368; Bickel et al. (1998) *Hepatology* 28:404-411; Friedman et al. (2000) *Proc Natl Acad Sci USA* 97:4736-4741; Franklin (1991) *Biochem Soc Trans* 19:812-815; Franklin et al. (2001) *Biochem J* 353:333-338; and International Publication Nos, WO 03/053977 and WO 03/049686, each incorporated by reference herein in its entirety. Exemplary HIF prolyl hydroxylase inhibitors, including (1-Chloro-4-hydroxy-isoquinoline-3-carbonyl)-amino]-acetic acid (Compound A); (S)-2-[(4-Hydroxy-7-phenoxy-6,7-dihydro-isoquinoline-3-carbonyl) amino]-propionic acid (Compound H); {[4-Hydroxy-7-(4-methoxy-phenoxy)-isoquinoline-3-carbonyl] amino}-acetic acid (Compound C); [(4-Hydroxy-1-methyl-7-phenoxy-isoquinoline-3-carbonyl)-amino]-acetic acid (Compound D); and [7-(4-Fluoro-phenoxy)-4-hydroxy-isoquinoline-3-carbonyl]-amino-acetic acid (Compound E), are used in the present examples to demonstrate the invention described herein. Further exemplary HIF prolyl hydroxylase inhibitors used in the present examples to demonstrate the invention described herein include Compound F [4-Oxo-1,4-dihydro-[1,10]phenanthroline-3-carboxylic acid], Compound G [3-[[4-(3,3-Dibenzyl-ureido)-benzenesulfonyl]-[2-(4-methoxy-phenyl)-ethyl]-amino]-N-hydroxy-propionamide], Compound H[[7-Chloro-3-hydroxyisoquinoline-2-carbonyl)-amino]-acetic acid], Compound I [[[1-Chloro-4-hydroxy-7-methoxy-isoquinoline-3-carbonyl)-amino]-acetic acid], Compound J[[6,7-Dichloro-4-hydroxy-isoquinoline-3-carbonyl)-amino]-acetic acid], Compound K[[4-Hydroxy-7-phenoxy-isoquinoline-3-carbonyl)-amino]-acetic acid], Compound L [(S)-2-[(4-Hydroxy-7-phenylsulfanyl-isoquinoline-3-carbonyl)-amino]-propionic acid], Compound M [(4-Hydroxy-1,7-diphenoxy-isoquinoline-3-carbonyl)-amino]-acetic acid], and Compound N[(4-hydroxy-7-phenylsulfanyl-isoquinoline-3-carbonyl)-amino]acetic acid.

### Agents

**[0044]** Various agents are provided herein. In one aspect, the agent stabilizes HIF $\alpha$ . Stabilization of HIF $\alpha$  can be accomplished by any of the methods available to and known by those of skill in the art, and can involve use of any agent that interacts with, binds to, or modifies HIF $\alpha$  or factors that interact with HIF $\alpha$ , including, e.g., enzymes for which HIF $\alpha$  is a substrate. In certain aspects, the present invention contemplates providing a constitutively stable HIF $\alpha$  variant, e.g., stable HIF muteins, etc. or a polynucleotide encoding such a variant. (See, e.g., U.S. Patent Nos. 6,562,799 and 6,124,131; and U.S. Patent No. 6,432,927.) In other aspects, the present invention contemplates that stabilizing HIF $\alpha$  comprises administering all agent that stabilizes HIF $\alpha$ . The agent can be composed of polynucleotides, e.g. antisense sequences (see, e.g., International Publication No. WO 03/045440); polypeptides; antibodies; other proteins; carbohydrates; fats; lipids; and organic and inorganic substances, e.g., small molecules, etc. In a preferred embodiment, the agent is a compound, e.g., small molecule compound, etc., that stabilizes HIF $\alpha$ .

**[0045]** In other embodiments, the agents inhibit HIF hydroxylase activity. HIF hydroxylase activity can include, e.g., the activity of any enzyme selected from the group consisting of HIF prolyl hydroxylase, HIF asparaginyl hydroxylase, and HIF lysyl hydroxylase. In preferred embodiments, the enzyme is a HIF prolyl hydroxylase enzyme, e.g., EGLN-1, EGLN-2, EGLN-3, etc. (See, e.g., Taylor (2001) *Gene* 275:125-132; Epstein et al. (2001) *Cell* 107:43-54; and Bruick and McKnight. (2001) *Science* 294:1337-1340.)

### Compounds

**[0046]** In preferred embodiments, the agent is a compound that stabilizes HIF $\alpha$ . Exemplary compounds are disclosed in, e.g., International Publication No. WO 03/049686, International Publication No. WO 03/053997, International Publication No. WO 04/108121, and International Publication No. WO 04/108681, each of which is incorporated herein by reference in their entireties.

**[0047]** For example, International Publication No. WO 03/049686, International Publication No. WO 03/053997, International Publication No. WO 04/108121, and International Publication No. WO 04/108681 disclose exemplary compounds according to Formula I, below. These compounds include, but are not limited to, compounds of Formulae Ia, Ib, Ic, and Id. Further exemplary compounds are according to Formula Ie, including, but not limited to, compounds of Formulae Ie(i), Ie(ii), Ie(iii), and Ie(iv), as described below. International Publication No. WO 03/049686 and International Publication No. WO 03/053997 disclose exemplary compounds according to Formula II, below. Exemplary compounds according to Formula III, shown below, are disclosed in International Publication No. WO 03/049686, International Publication No. WO 03/053997, and International Publication No. WO 04/108121. These compounds include, but are not limited to, compounds of Formula IIIa. Further exemplary compounds are according to Formula IV, as described below.

**[0048]** In certain embodiments, a compound or the invention is a compound that inhibits HIF hydroxylase activity. In various embodiments, the activity is due to a HIF prolyl hydroxylase, such as, for example, EGLN1, EGLN2, or EGLN3,

etc. In other embodiments, the activity is due to a HIF asparaginyl hydroxylase, such as, for example, including, but not limited to, FIH. A preferred compound of the invention is a compound that inhibits HIF prolyl hydroxylase activity. The inhibition can be direct or indirect, can be competitive or non-competitive, etc.

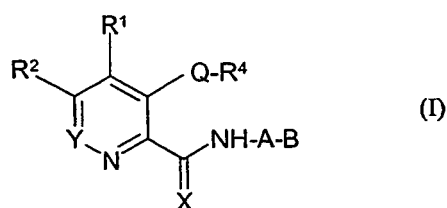
**[0049]** In one aspect, a compound of the invention is any compound that inhibits or otherwise modulates the activity of a 2-oxoglutarate dioxygenase enzyme, 2-oxoglutarate dioxygenase enzymes include, but are not limited to, hydroxylase enzymes. Hydroxylase enzymes hydroxylate target substrate residues and include, for example, prolyl, lysyl, asparaginyl (asparagyl, aspartyl) hydroxylases, etc. Hydroxylases are sometimes described by target substrate, e.g., HIF hydroxylases, procollagen hydroxylases, etc., and/or by targeted residues within the substrate, e.g., prolyl hydroxylases, lysyl hydroxylases, etc., or by both, e.g., HIF prolyl hydroxylases, procollagen prolyl hydroxylases, etc. Representative 2-oxoglutarate dioxygenase enzymes include, but are not limited to, HIF hydroxylases, including HIF prolyl hydroxylases, e.g., EGLN1, EGLN2, and EGLN3, HIF asparaginyl hydroxylases, e.g., factor inhibiting HIF (FIH), etc.; procollagen hydroxylases, e.g., procollagen lysyl hydroxylases, procollagen prolyl hydroxylases, e.g., procollagen prolyl 3-hydroxylase, procollagen prolyl 4-hydroxylase  $\alpha$ (I) and  $\alpha$ (II), etc.; thymine 7-hydroxylase; aspartyl (asparaginyl)  $\beta$ -hydroxylase;  $\epsilon$ -N-trimethyllysine hydroxylase;  $\gamma$ -butyrobetaine hydroxylase, etc. Although enzymatic activity can include any activity associated with any 2-oxoglutarate dioxygenase, the hydroxylation of amino acid residues within a substrate is specifically contemplated. Although hydroxylation of proline and/or asparagine residues within a substrate is specifically included, hydroxylation of other amino acids is also contemplated.

**[0050]** In one aspect, a compound of the invention that shows inhibitory activity toward one or more 2-oxoglutarate dioxygenase enzyme may also show inhibitory activity toward one or more additional 2-oxoglutarate dioxygenase enzymes, e.g., a compound that inhibits the activity of a HIF hydroxylase may additionally inhibit the activity of a collagen prolyl hydroxylase, a compound that inhibits the activity of a HIF prolyl hydroxylase may additionally inhibit the activity of a HIF asparaginyl hydroxylase, etc.

**[0051]** In some aspects, compounds of the present invention include, for example, structural mimetics of 2-oxoglutarate. Such compounds may inhibit the target 2-oxoglutarate dioxygenase enzyme family member competitively with respect to 2-oxoglutarate and noncompetitively with respect to iron. (Majamaa et al. (1984) Eur J Biochem 138:239-245; and Majamaa et al. Biochem J 229:127-133.)

**[0052]** In certain embodiments, a compound of the present invention is a compound of Formula I. In particular embodiments, the 2-oxoglutarate mimetic is a pyridine-2-carboxamide including, but not limited to, compounds of Formula I. In particular embodiments, the 2-oxoglutarate mimetic is a quinoline-2-carboxamide including, but not limited to, compounds of Formula Ia. In other embodiments, the 2-oxoglutarate mimetic is an isoquinoline-3-carboxamide including, but not limited to, compounds of Formula Ib. In additional embodiments, the 2-oxoglutarate mimetic is a cinnoline-3-carboxamide including, but not limited to, compounds of Formula Ic, or is a beta-carboline-3-carboxamide including, but not limited to, compounds of Formula Id.

**[0053]** As stated above, in certain embodiments, a compound of the present invention is a compound of Formula I



wherein

A is 1,2-arylidene, 1,3-arylidene, 1,4-arylidene; or (C<sub>1</sub>-C<sub>4</sub>)-alkylene, optionally substituted by one or two halogen, cyano, nitro, trifluoromethyl, (C<sub>1</sub>-C<sub>6</sub>)-alkyl; (C<sub>1</sub>-C<sub>6</sub>)-hydroxyalkyl, (C<sub>1</sub>-C<sub>6</sub>)-alkoxy, -O-[CH<sub>2</sub>]<sub>x</sub>-C<sub>f</sub>H<sub>(2f+1-g)</sub>Hal<sub>g</sub>, (C<sub>1</sub>-C<sub>6</sub>)-fluoroalkoxy, (C<sub>1</sub>-C<sub>8</sub>)-fluoroalkenyloxy, (C<sub>1</sub>-C<sub>8</sub>)-fluoroalkynyloxy, -OCF<sub>2</sub>Cl, -O-CF<sub>2</sub>-CHFCl; (C<sub>1</sub>-C<sub>6</sub>)-alkylmercapto, (C<sub>1</sub>-C<sub>6</sub>)-alkylsulfanyl, (C<sub>1</sub>-C<sub>6</sub>)-alkylsulfonyl, (C<sub>1</sub>-C<sub>6</sub>)-alkylcarbonyl, (C<sub>1</sub>-C<sub>6</sub>)-alkoxycarbonyl, carbamoyl, N-(C<sub>1</sub>-C<sub>4</sub>)-alkylcarbamoyl, N,N-di-(C<sub>1</sub>-C<sub>4</sub>)-alkylcarbamoyl, (C<sub>1</sub>-C<sub>6</sub>)-alkylcarbonyloxy, (C<sub>3</sub>-C<sub>8</sub>)-cycloalkyl, phenyl, benzyl, phenoxy, benzyloxy, anilino, N-methylanilino, phenylmercapto, phenylsulfonyl, phenylsulfanyl, sulfamoyl, N-(C<sub>1</sub>-C<sub>4</sub>)-alkylsulfamoyl, N,N-di-(C<sub>1</sub>-C<sub>4</sub>)-alkylsulfamoyl; or by a substituted (C<sub>6</sub>-C<sub>12</sub>)-aryloxy, (C<sub>7</sub>-C<sub>11</sub>)-aralkyloxy, (C<sub>6</sub>-C<sub>12</sub>)-aryl, (C<sub>7</sub>-C<sub>11</sub>)-aralkyl radical, which carries in the aryl moiety one to five identical or different substituents selected from halogen, cyano, nitro, trifluoromethyl, (C<sub>1</sub>-C<sub>6</sub>)-alkyl, (C<sub>1</sub>-C<sub>6</sub>)-alkoxy, -O-[CH<sub>2</sub>]<sub>x</sub>-C<sub>f</sub>H<sub>(2f+1-g)</sub>Hal<sub>g</sub>, -OCF<sub>2</sub>Cl, -O-CF<sub>2</sub>-CHFCl, (C<sub>1</sub>-C<sub>6</sub>)-alkylmercap-

to, (C<sub>1</sub>-C<sub>6</sub>)-alkylsulfinyl, (C<sub>1</sub>-C<sub>6</sub>)-alkylsulfonyl, (C<sub>1</sub>-C<sub>6</sub>)-alkylcarbonyl, (C<sub>1</sub>-C<sub>6</sub>)-alkoxycarbonyl, carbamoyl, N-(C<sub>1</sub>-C<sub>4</sub>)-alkylcarbamoyl, N,N-di-(C<sub>1</sub>-C<sub>4</sub>)-alkylcarbamoyl, (C<sub>1</sub>-C<sub>6</sub>)-alkylcarbonyloxy, (C<sub>3</sub>-C<sub>8</sub>)-cycloalkyl, sulfamoyl, N-(C<sub>1</sub>-C<sub>4</sub>)-alkylsulfamoyl, N,N-di-(C<sub>1</sub>-C<sub>4</sub>)-alkylsulfamoyl; or

wherein A is -CR<sup>5</sup>R<sup>6</sup> and R<sup>5</sup> and R<sup>6</sup> are each independently selected from hydrogen, (C<sub>1</sub>-C<sub>6</sub>)-alkyl, (C<sub>3</sub>-C<sub>7</sub>)-cycloalkyl, aryl, or a substituent of the  $\alpha$ -carbon atom of an  $\alpha$ -amino acid, wherein the amino acid is a natural L-amino acid or its D-isomer;

B is -CO<sub>2</sub>H, -NH<sub>2</sub>, -NHSO<sub>2</sub>CF<sub>3</sub>, tetrazolyl, imidazolyl, 3-hydroxyisoxazolyl, -CONHCOR<sup>'''</sup>, -CONHSOR<sup>'''</sup>, CONHSO<sub>2</sub>R<sup>'''</sup>, where R<sup>'''</sup> is aryl, heteroaryl, (C<sub>3</sub>-C<sub>7</sub>)-cycloalkyl, or (C<sub>1</sub>-C<sub>4</sub>)-alkyl, optionally monosubstituted by (C<sub>6</sub>-C<sub>12</sub>)-aryl, heteroaryl, OH, SH, (C<sub>1</sub>-C<sub>4</sub>)-alkyl, (C<sub>1</sub>-C<sub>4</sub>)-alkoxy, (C<sub>1</sub>-C<sub>4</sub>)-thioalkyl, (C<sub>1</sub>-C<sub>4</sub>)-sulfinyl, (C<sub>1</sub>-C<sub>4</sub>)-sulfonyl, CF<sub>3</sub>, Cl, Br, F, I, NO<sub>2</sub>, -COOH, (C<sub>2</sub>-C<sub>5</sub>)-alkoxycarbonyl, NH<sub>2</sub>, mono-(C<sub>1</sub>-C<sub>4</sub>-alkyl)-amino, di-(C<sub>1</sub>-C<sub>4</sub>-alkyl)-amino, or (C<sub>1</sub>-C<sub>4</sub>)-perfluoroalkyl;

or wherein B is a CO<sub>2</sub>-G carboxyl radical, where G is a radical of an alcohol G-OH in which G is selected from (C<sub>1</sub>-C<sub>20</sub>)-alkyl radical, (C<sub>3</sub>-C<sub>8</sub>) cycloalkyl radical, (C<sub>2</sub>-C<sub>20</sub>)-alkenyl radical, (C<sub>3</sub>-C<sub>8</sub>)-cycloalkenyl radical, retinyl radical, (C<sub>2</sub>-C<sub>20</sub>)-alkynyl radical, (C<sub>4</sub>-C<sub>20</sub>)-alkenynyl radical, where the alkenyl, cycloalkenyl, alkynyl, and alkenynyl radicals contain one or more multiple bonds; (C<sub>6</sub>-C<sub>16</sub>)-carbocyclic aryl radical, (C<sub>7</sub>-C<sub>16</sub>)-carbocyclic aralkyl radical, heteroaryl radical, or heteroaralkyl radical, wherein a heteroaryl radical or heteroaralkyl moiety of a heteroaralkyl radical contains 5 or 6 ring atoms; and wherein radicals defined for G are substituted by one or more hydroxyl, halogen, cyano, trifluoromethyl, nitro, carboxyl, (C<sub>1</sub>-C<sub>12</sub>)-alkyl, (C<sub>3</sub>-C<sub>8</sub>)-cycloalkyl, (C<sub>5</sub>-C<sub>8</sub>)-cycloalkenyl, (C<sub>6</sub>-C<sub>12</sub>)-aryl, (C<sub>7</sub>-C<sub>16</sub>)-aralkyl, (C<sub>2</sub>-C<sub>12</sub>)-alkenyl, (C<sub>2</sub>-C<sub>12</sub>)-alkynyl, (C<sub>1</sub>-C<sub>12</sub>)-alkoxy, (C<sub>1</sub>-C<sub>12</sub>)-alkoxy-(C<sub>1</sub>-C<sub>12</sub>)-alkyl, (C<sub>1</sub>-C<sub>12</sub>)-alkoxy-(C<sub>1</sub>-C<sub>12</sub>)-alkoxy, (C<sub>6</sub>-C<sub>12</sub>)-aryloxy, (C<sub>7</sub>-C<sub>16</sub>)-aralkyloxy, (C<sub>1</sub>-C<sub>8</sub>)-hydroxyalkyl, -O-[CH<sub>2</sub>]<sub>x</sub> C<sub>1</sub>H<sub>(2f+1-g)</sub>-F<sub>g</sub>, -OCF<sub>2</sub>Cl, -OCF<sub>2</sub>-CHFCl, (C<sub>1</sub>-C<sub>12</sub>)-alkylcarbonyl, (C<sub>3</sub>-C<sub>8</sub>)-cycloalkylcarbonyl, (C<sub>6</sub>-C<sub>12</sub>)-arylcarbonyl, (C<sub>7</sub>-C<sub>16</sub>)-aralkylcarbonyl, cinnamoyl, (C<sub>2</sub>-C<sub>12</sub>)-alkenylearbonyl, (C<sub>2</sub>-C<sub>12</sub>)-alkynylcarbonyl, (C<sub>1</sub>-C<sub>12</sub>)-alkoxycarbonyl, (C<sub>1</sub>-C<sub>12</sub>)-alkoxy-(C<sub>1</sub>-C<sub>12</sub>)-alkoxycarbonyl, (C<sub>6</sub>-C<sub>12</sub>)-aryloxycarbonyl, (C<sub>7</sub>-C<sub>16</sub>)-aralkoxycarbonyl, (C<sub>3</sub>-C<sub>8</sub>)-cycloalkoxycarbonyl, (C<sub>2</sub>-C<sub>12</sub>)-alkenyloxycarbonyl, (C<sub>2</sub>-C<sub>12</sub>)-alkynyloxycarbonyl, acyloxy, (C<sub>1</sub>-C<sub>12</sub>)-alkoxycarbonyloxy, (C<sub>1</sub>-C<sub>12</sub>)-alkoxy-(C<sub>1</sub>-C<sub>12</sub>)-alkoxycarbonyloxy, (C<sub>6</sub>-C<sub>12</sub>)-aryloxycarbonyloxy, (C<sub>7</sub>-C<sub>16</sub>) aralkyloxycarbonyloxy, (C<sub>3</sub>-C<sub>8</sub>)-cyloalkoxycarbonyloxy, (C<sub>2</sub>-C<sub>12</sub>)-alkenyloxycarbonyloxy, (C<sub>2</sub>-C<sub>12</sub>)-alkynyloxycarbonyloxy, carbamoyl, N-(C<sub>1</sub>-C<sub>12</sub>)-alkylcarbamoyl, N,N-di(C<sub>1</sub>-C<sub>12</sub>)-alkylcarbamoyl, N-(C<sub>3</sub>-C<sub>8</sub>)-cycloalkyl-carbamoyl, N-(C<sub>6</sub>-C<sub>16</sub>)-arylcarbamoyl, N-(C<sub>7</sub>-C<sub>16</sub>)-aralkylcarbamoyl, N-(C<sub>1</sub>-C<sub>10</sub>)-alkyl-N-(C<sub>6</sub>-C<sub>16</sub>)-arylcarbamoyl, N-(C<sub>1</sub>-C<sub>10</sub>)-alkyl-N-(C<sub>7</sub>-C<sub>16</sub>)-aralkylcarbamoyl, N-((C<sub>1</sub>-C<sub>10</sub>)-alkoxy-(C<sub>1</sub>-C<sub>10</sub>)-alkyl)-carbamoyl, N-((C<sub>6</sub>-C<sub>12</sub>)-aryloxy-(C<sub>1</sub>-C<sub>10</sub>)-alkyl)-carbamoyl, N-((C<sub>7</sub>-C<sub>16</sub>)-aralkyloxy-(C<sub>1</sub>-C<sub>10</sub>)-alkyl)-carbamoyl, N-(C<sub>1</sub>-C<sub>10</sub>)-alkyl-N-((C<sub>1</sub>-C<sub>10</sub>)-alkoxy-(C<sub>1</sub>-C<sub>10</sub>)-alkyl)-carbamoyl, N-(C<sub>1</sub>-C<sub>10</sub>)-alkyl-N-((C<sub>6</sub>-C<sub>16</sub>)-aryloxy-(C<sub>1</sub>-C<sub>10</sub>)-alkyl)-carbamoyl, N-(C<sub>1</sub>-C<sub>10</sub>)-alkyl-N-((C<sub>7</sub>-C<sub>16</sub>)-aralkyloxy-(C<sub>1</sub>-C<sub>10</sub>)-alkyl)-carbamoyl, carbamoyloxy, N-(C<sub>1</sub>-C<sub>12</sub>)-alkylcarbamoyloxy, N,N-di-(C<sub>1</sub>-C<sub>12</sub>)-alkylcarbamoyloxy, N-(C<sub>3</sub>-C<sub>8</sub>)-cycloalkylcarbamoyloxy, N-(C<sub>6</sub>-C<sub>12</sub>)-arylcarbamoyloxy, N-(C<sub>7</sub>-C<sub>16</sub>)-aralkylcarbamoyloxy, N-(C<sub>1</sub>-C<sub>10</sub>)-alkyl-N-(C<sub>6</sub>-C<sub>12</sub>)-arylcarbamoyloxy, N(C<sub>1</sub>-C<sub>10</sub>)-alkyl-N-(C<sub>7</sub>-C<sub>16</sub>)-aralkylcarbamoyloxy, N-((C<sub>1</sub>-C<sub>10</sub>)-alkyl)-carbamoyloxy, N-((C<sub>6</sub>-C<sub>12</sub>)-aryloxy-(C<sub>1</sub>-C<sub>10</sub>)-alkyl)-carbamoyloxy, N-((C<sub>7</sub>-C<sub>16</sub>)-aralkyloxy-(C<sub>1</sub>-C<sub>10</sub>)-alkyl)-carbamoyloxy, N-(C<sub>1</sub>-C<sub>10</sub>)-alkyl-N-((C<sub>1</sub>-C<sub>10</sub>)-alkoxy-(C<sub>1</sub>-C<sub>10</sub>)-alkyl)-carbamoyloxy, N-(C<sub>1</sub>-C<sub>10</sub>)-alkyl-N-((C<sub>6</sub>-C<sub>12</sub>)-aryloxy-(C<sub>1</sub>-C<sub>10</sub>)-alkyl)-carbamoyloxy, N-(C<sub>1</sub>-C<sub>10</sub>)-alkyl-N-((C<sub>7</sub>-C<sub>16</sub>)-aralkyloxy-(C<sub>1</sub>-C<sub>10</sub>)-alkyl)-carbamoyloxy, amino, (C<sub>1</sub>-C<sub>12</sub>)-alkylamino, di-(C<sub>1</sub>-C<sub>12</sub>)-alkylamino, (C<sub>3</sub>-C<sub>8</sub>)-cycloalkylamino, (C<sub>2</sub>-C<sub>12</sub>)-alkenylamino, (C<sub>2</sub>-C<sub>12</sub>)-alkynylamino, N-(C<sub>6</sub>-C<sub>12</sub>)-arylamino, N-(C-C<sub>11</sub>)-aralkylamino, N-alkyl-aralkylamino, N-alkyl-arylamino, (C<sub>1</sub>-C<sub>12</sub>)-alkoxyamino, (C<sub>1</sub>-C<sub>12</sub>)-alkoxy-N-(C<sub>1</sub>-C<sub>10</sub>)-alkylamino, (C<sub>1</sub>-C<sub>12</sub>)-alkylcarbonylamino, (C<sub>3</sub>-C<sub>8</sub>)-cycloalkylcarbonylamino, (C<sub>6</sub>-C<sub>12</sub>) arylcarbonylamino, (C<sub>7</sub>-C<sub>16</sub>)-aralkylcarbonylamino, (C<sub>1</sub>-C<sub>12</sub>)-alkylcarbonyl-N-(C<sub>1</sub>-C<sub>10</sub>)-alkylamino, (C<sub>3</sub>-C<sub>8</sub>)-cyloalkylcarbonyl-N-(C<sub>1</sub>-C<sub>10</sub>)-alkylamino, (C<sub>6</sub>-C<sub>12</sub>)-arylcarbonyl-N-(C<sub>1</sub>-C<sub>10</sub>)-alkylamino, (C<sub>7</sub>-C<sub>16</sub>)-aralkylcarbonyl-N-(C<sub>1</sub>-C<sub>10</sub>)-alkylamino, (C<sub>1</sub>-C<sub>12</sub>)-alkylcarbonylamino-(C<sub>1</sub>-C<sub>8</sub>)-alkyl, (C<sub>3</sub>-C<sub>8</sub>)-cycloalkylcarbonylamino-(C<sub>1</sub>-C<sub>8</sub>)-alkyl, (C<sub>6</sub>-C<sub>12</sub>)-arylcarbonylamino-(C<sub>1</sub>-C<sub>8</sub>)-alkyl, (C<sub>7</sub>-C<sub>12</sub>)-aralkylcarbonylamino-(C<sub>1</sub>-C<sub>8</sub>)-alkyl, amino-(C<sub>1</sub>-C<sub>10</sub>)-alkyl, N-(C<sub>1</sub>-C<sub>10</sub>) alkylamino-(C-C, o)-alkyl, N,N-di-(C<sub>1</sub>-C<sub>10</sub>)-alkylamino-(C<sub>1</sub>-C<sub>10</sub>)-alkyl, (C<sub>3</sub>-C<sub>8</sub>)cycloalkylamino-(C<sub>1</sub>-C<sub>10</sub>)-alkyl, (C<sub>1</sub>-C<sub>12</sub>)-alkylmercapto, (C<sub>1</sub>-C<sub>12</sub>)-alkylsulfinyl, (C<sub>1</sub>-C<sub>12</sub>)-alkylsulfonyl, (C<sub>6</sub>-C<sub>16</sub>)-arylmercapto, (C<sub>6</sub>-C<sub>16</sub>)-arylsulfinyl, (C<sub>6</sub>-C<sub>12</sub>)-arylsulfonyl, (C<sub>7</sub>-C<sub>16</sub>)-aralkylmercapto, (C<sub>7</sub>-C<sub>16</sub>)-aralkyl-

5 sulfanyl, (C<sub>7</sub>-C<sub>16</sub>)-aralkylsulfonyl, sulfamoyl, N-(C<sub>1</sub>-C<sub>10</sub>)-alkylsulfamoyl, N.N-di(C<sub>1</sub>-C<sub>10</sub>)-  
 alkylsulfamoyl, (C<sub>3</sub>-C<sub>8</sub>)-cycloalkylsulfamoyl, N-(C<sub>6</sub>-C<sub>12</sub>)-alkylsulfamoyl, N-(C<sub>7</sub>-C<sub>16</sub>)-aralkyl-  
 sulfamoyl, N-(C<sub>1</sub>-C<sub>10</sub>)-alkyl-N-(C<sub>6</sub>-C<sub>12</sub>)-arylsulfamoyl, N-(C<sub>1</sub>-C<sub>10</sub>)-alkyl-N-(C<sub>7</sub>-C<sub>16</sub>)-aralkyl-  
 sulfamoyl, (C<sub>1</sub>-C<sub>10</sub>)-alkylsulfonamido, N-((C<sub>1</sub>-C<sub>10</sub>)-alkyl)-(C<sub>1</sub>-C<sub>10</sub>)-alkylsulfonamido, (C<sub>7</sub>-  
 C<sub>16</sub>)-aralkylsulfonamido, or N-((C<sub>1</sub>-C<sub>10</sub>)-alkyl)-(C<sub>7</sub>-C<sub>16</sub>)-aralkylsulfonamido; wherein radi-  
 cals which are aryl or contain an aryl moiety, may be substituted on the aryl by one to five  
 identical or different hydroxyl, halogen, cyano, trifluoromethyl, nitro, carboxyl, (C<sub>1</sub>-C<sub>12</sub>)-alkyl,  
 (C<sub>3</sub>-C<sub>8</sub>)-cycloalkyl, (C<sub>6</sub>-C<sub>12</sub>)-aryl, (C<sub>7</sub>-C<sub>16</sub>)-aralkyl, (C<sub>1</sub>-C<sub>12</sub>)-alkoxy, (C<sub>1</sub>-C<sub>12</sub>)-alkoxy-(C<sub>1</sub>-  
 C<sub>12</sub>)-alkyl, (C<sub>1</sub>-C<sub>12</sub>)-alkoxy-(C<sub>1</sub>-C<sub>12</sub>)-alkoxy, (C<sub>6</sub>-C<sub>12</sub>)-aryloxy, (C<sub>7</sub>-C<sub>16</sub>)-aralkyloxy, (C<sub>1</sub>-C<sub>8</sub>)-  
 10 hydroxyalkyl, (C<sub>1</sub>-C<sub>12</sub>)-alkylcarbonyl, (C<sub>3</sub>-C<sub>8</sub>)-cycloalkyl-carbonyl, (C<sub>6</sub>-C<sub>12</sub>)-arylcabonyl,  
 (C<sub>7</sub>-C<sub>16</sub>)-aralkylcarbonyl, (C<sub>1</sub>-C<sub>12</sub>)-alkoxycarbonyl, (C<sub>1</sub>-C<sub>12</sub>)-alkoxy-(C<sub>1</sub>-C<sub>12</sub>)-alkoxycarbo-  
 nyl, (C<sub>6</sub>-C<sub>12</sub>)-aryloxycarbonyl, (C<sub>7</sub>-C<sub>16</sub>)-aralkoxycarbonyl, (C<sub>3</sub>-C<sub>8</sub>)-cycloalkoxycarbonyl,  
 (C<sub>2</sub>-C<sub>12</sub>)-alkenyloxycarbonyl, (C<sub>2</sub>-C<sub>12</sub>)-alkynyloxycarbonyl, (C<sub>1</sub>-C<sub>12</sub>)-alkylcarbonyloxy,  
 (C<sub>3</sub>-C<sub>8</sub>)-cycloalkylcarbonyloxy, (C<sub>6</sub>-C<sub>12</sub>)-arylcabonyloxy, (C<sub>7</sub>-C<sub>16</sub>)-aralkylcarbonyloxy, cin-  
 namoyloxy, (C<sub>2</sub>-C<sub>12</sub>)-alkenylcarbonyloxy, (C<sub>2</sub>-C<sub>12</sub>)-alkynylcarbonyloxy, (C<sub>1</sub>-C<sub>12</sub>)-alkoxy-  
 carbonyloxy, (C<sub>1</sub>-C<sub>12</sub>)-alkoxy-(C<sub>1</sub>-C<sub>12</sub>)-alkoxycarbonyloxy, (C<sub>6</sub>-C<sub>12</sub>)-aryloxycarbonyloxy,  
 (C<sub>7</sub>-C<sub>16</sub>)-aralkyloxycarbonyloxy, (C<sub>3</sub>-C<sub>8</sub>)-cycloalkoxycarbonyloxy, (C<sub>2</sub>-C<sub>12</sub>)-alkenyloxycar-  
 20 bonnyloxy, (C<sub>2</sub>-C<sub>12</sub>)-alkynyloxycarbonyloxy, carbamoyl, N-(C<sub>1</sub>-C<sub>12</sub>)-alkylcarbamoyl, N.N-di-  
 (C<sub>1</sub>-C<sub>12</sub>)-alkylcarbamoyl, N-(C<sub>3</sub>-C<sub>8</sub>)-cycloalkylcarbamoyl, N-(C<sub>6</sub>-C<sub>12</sub>)-arylcabamoyl, N.N-di-  
 (C<sub>7</sub>-C<sub>16</sub>)-aralkylcarbamoyl, N-(C<sub>1</sub>-C<sub>10</sub>)-alkyl-N-(C<sub>6</sub>-C<sub>12</sub>)-arylcabamoyl, N-(C<sub>1</sub>-C<sub>10</sub>)-  
 alkyl-N-(C<sub>7</sub>-C<sub>16</sub>)-aralkylcarbamoyl, N-((C<sub>1</sub>-C<sub>10</sub>)-alkoxy-(C<sub>1</sub>-C<sub>10</sub>)-alkyl)-carbamoyl, N-((C<sub>6</sub>-  
 C<sub>12</sub>)-aryloxy-(C<sub>1</sub>-C<sub>10</sub>)-alkyl)-carbamoyl, N-((C<sub>7</sub>-C<sub>16</sub>)-aralkyloxy-(C<sub>1</sub>-C<sub>10</sub>)-alkyl)-carbamoyl,  
 N-(C<sub>1</sub>-C<sub>10</sub>)-alkyl-N-((C<sub>1</sub>-C<sub>10</sub>)-alkoxy-(C<sub>1</sub>-C<sub>10</sub>)-alkyl)-carbamoyl, N-(C<sub>1</sub>-C<sub>10</sub>)-alkyl-N-((C<sub>6</sub>-  
 C<sub>12</sub>)-aryloxy-(C<sub>1</sub>-C<sub>10</sub>)-alkyl)-carbamoyl, N-(C<sub>1</sub>-C<sub>10</sub>)-alkyl-N-((C<sub>7</sub>-C<sub>16</sub>)-aralkyloxy-(C<sub>1</sub>-C<sub>10</sub>)-  
 25 alkyl)-carbamoyl, carbamoyloxy, N-(C<sub>1</sub>-C<sub>12</sub>)-alkylcarbamoyloxy, N.N-di-(C<sub>1</sub>-C<sub>12</sub>)-alkylcar-  
 bamoyloxy, N-(C<sub>3</sub>-C<sub>8</sub>)-cycloalkylcarbamoyloxy, N-(C<sub>6</sub>-C<sub>12</sub>)-arylcabamoyloxy, N-(C<sub>7</sub>-  
 C<sub>16</sub>)-aralkylcarbamoyloxy, N-(C<sub>1</sub>-C<sub>10</sub>)-alkyl-N-(C<sub>6</sub>-C<sub>12</sub>)-arylcabamoyloxy, N-(C<sub>1</sub>-C<sub>10</sub>)-  
 alkyl-N-(C<sub>7</sub>-C<sub>16</sub>)-aralkylcarbamoyloxy, N-((C<sub>1</sub>-C<sub>10</sub>)-alkyl)-carbamoyloxy, N-((C<sub>6</sub>-C<sub>12</sub>)-ary-  
 loxy-(C<sub>1</sub>-C<sub>10</sub>)-alkyl)-carbamoyloxy, N-((C<sub>7</sub>-C<sub>16</sub>)-aralkyloxy-(C<sub>1</sub>-C<sub>10</sub>)-alkyl)-carbamoyloxy,  
 N-(C<sub>1</sub>-C<sub>10</sub>)-alkyl-N-((C<sub>1</sub>-C<sub>10</sub>)-alkoxy-(C<sub>1</sub>-C<sub>10</sub>)-alkyl)-carbamoyloxy, N-(C<sub>1</sub>-C<sub>10</sub>)-alkyl-N-  
 ((C<sub>6</sub>-C<sub>12</sub>)-aryloxy-(C<sub>1</sub>-C<sub>10</sub>)-alkyl)-carbamoyloxy, N-(C<sub>1</sub>-C<sub>10</sub>)-alkyl-N-((C<sub>7</sub>-C<sub>16</sub>)-aralkyloxy-  
 (C<sub>1</sub>-C<sub>10</sub>)-alkyl)-carbamoyloxy, amino, (C<sub>1</sub>-C<sub>12</sub>)-alkylamino, di-(C<sub>1</sub>-C<sub>12</sub>)-alkylamino,  
 (C<sub>3</sub>-C<sub>8</sub>)-cycloalkylamino, (C<sub>3</sub>-C<sub>12</sub>)-alkenylamino, (C<sub>3</sub>-C<sub>12</sub>)-alkynylamino, N-(C<sub>6</sub>-C<sub>12</sub>)-ar-  
 35 yl-amino, N-(C<sub>7</sub>-C<sub>11</sub>)-aralkylamino, N-alkylaralkylamino, N-alkyl-arylamino, (C<sub>1</sub>-C<sub>12</sub>)-  
 alkoxyamino, (C<sub>1</sub>-C<sub>12</sub>)-alkoxy-N-(C<sub>1</sub>-C<sub>10</sub>)-alkylamino, (C<sub>1</sub>-C<sub>12</sub>)-alkylcarbonylamino, (C<sub>3</sub>-  
 C<sub>8</sub>)-cycloalkylcarbonylamino, (C<sub>6</sub>-C<sub>12</sub>)-arylcabonylamino, (C<sub>7</sub>-C<sub>16</sub>)-alkylcarbonylamino,  
 (C<sub>1</sub>-C<sub>12</sub>)-alkylcarbonyl-N-(C<sub>1</sub>-C<sub>10</sub>)-alkylamino, (C<sub>3</sub>-C<sub>8</sub>)-cycloalkylcarbonyl-N-(C<sub>1</sub>-C<sub>10</sub>)-  
 alkylamino, (C<sub>6</sub>-C<sub>12</sub>)-arylcabonyl-N-(C<sub>1</sub>-C<sub>10</sub>)-alkylamino, (C<sub>7</sub>-C<sub>11</sub>)-aralkylcarbonyl-N-(C<sub>1</sub>-  
 C<sub>10</sub>)-alkylamino, (C<sub>1</sub>-C<sub>12</sub>)-alkylcarbonylamino-(C<sub>1</sub>-C<sub>8</sub>)-alkyl, (C<sub>3</sub>-C<sub>8</sub>)-cycloalkylcarbo-  
 40 nylamino-(C<sub>1</sub>-C<sub>8</sub>)-alkyl, (C<sub>6</sub>-C<sub>12</sub>)-arylcabonylamino-(C<sub>1</sub>-C<sub>8</sub>)-alkyl, (C<sub>7</sub>-C<sub>16</sub>)-aralkylcarbo-  
 nylamino-(C<sub>1</sub>-C<sub>8</sub>)-alkyl, amino-(C<sub>1</sub>-C<sub>10</sub>)-alkyl, N-(C<sub>1</sub>-C<sub>10</sub>)-alkylamino-(C<sub>1</sub>-C<sub>10</sub>)-alkyl, N.N-di-  
 (C<sub>1</sub>-C<sub>10</sub>)-alkylamino-(C<sub>1</sub>-C<sub>10</sub>)-alkyl, (C<sub>3</sub>-C<sub>8</sub>)-cycloalkylamino-(C<sub>1</sub>-C<sub>10</sub>)-alkyl, (C<sub>1</sub>-C<sub>12</sub>)-  
 alkylmercapto, (C<sub>1</sub>-C<sub>12</sub>)-alkylsulfanyl, (C<sub>1</sub>-C<sub>12</sub>)-alkylsulfonyl, (C<sub>6</sub>-C<sub>12</sub>)-arylmercapto,  
 (C<sub>6</sub>-C<sub>12</sub>)-arylsulfanyl, (C<sub>6</sub>-C<sub>12</sub>)-arylsulfonyl, (C<sub>7</sub>-C<sub>16</sub>)-aralkylmercapto, (C<sub>7</sub>-C<sub>16</sub>)-aralkylsulfi-  
 45 nyl, or (C<sub>7</sub>-C<sub>16</sub>)-aralkylsulfonyl;

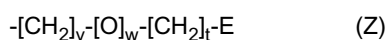
X

Q

is O or S;

is O, S, NR', or a bond; where, if Q is a bond, R<sup>4</sup> is halogen, nitrile, or trifluoromethyl;

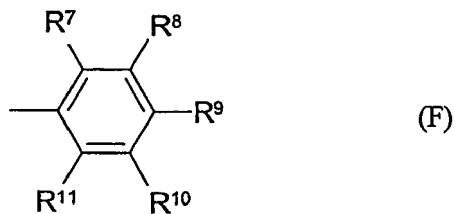
or where, if Q is O, S, or NR', R<sup>4</sup> is hydrogen, (C<sub>1</sub>-C<sub>10</sub>)-alkyl radical, (C<sub>2</sub>-C<sub>10</sub>)-alkenyl radical,  
 (C<sub>2</sub>-C<sub>10</sub>)-alkynyl radical, wherein alkenyl or alkynyl radical contains one or two C-C multiple  
 50 bonds; unsubstituted fluoroalkyl radical of the formula -[CH<sub>2</sub>]<sub>x</sub>C<sub>F</sub>H<sub>(2f+1-g)</sub>-F<sub>g</sub>,  
 (C<sub>1</sub>-C<sub>8</sub>)-alkoxy-(C<sub>1</sub>-C<sub>6</sub>)-alkyl radical, (C<sub>1</sub>-C<sub>6</sub>)-alkoxy-(C<sub>1</sub>-C<sub>4</sub>)-alkoxy-(C<sub>1</sub>-C<sub>4</sub>)-alkyl radical,  
 aryl radical, heteroaryl radical, (C<sub>7</sub>-C<sub>11</sub>)-aralkyl radical, or a radical of the Formula Z



55

where

E is a heteroaryl radical, a (C<sub>3</sub>-C<sub>8</sub>)-cycloalkyl radical, or a phenyl radical of the Formula F



10  
 v is 0-6,  
 w is 0 or 1,  
 t is 0-3, and

15 R<sup>7</sup>, R<sup>8</sup>, R<sup>9</sup>, R<sup>10</sup>, and R<sup>11</sup>

are identical or different and are hydrogen, halogen, cyano, nitro, trifluoromethyl, (C<sub>1</sub>-C<sub>6</sub>)-alkyl, (C<sub>3</sub>-C<sub>8</sub>)-cycloalkyl, (C<sub>1</sub>-C<sub>6</sub>)-alkoxy, -O-[CH<sub>2</sub>]<sub>x</sub>-C<sub>f</sub>H<sub>(2f+1-g)</sub>-F<sub>g</sub>, -OCF<sub>2</sub>-Cl, -O-CF<sub>2</sub>-CHFCl, (C<sub>1</sub>-C<sub>6</sub>)-alkylmercapto, (C<sub>1</sub>-C<sub>6</sub>)-hydroxyalkyl, (C<sub>1</sub>-C<sub>6</sub>)-alkoxy-(C<sub>1</sub>-C<sub>6</sub>)-alkoxy, (C<sub>1</sub>-C<sub>6</sub>)-alkoxy-(C<sub>1</sub>-C<sub>6</sub>)-alkyl, (C<sub>1</sub>-C<sub>6</sub>)-alkylsulfinyl, (C<sub>1</sub>-C<sub>6</sub>)-alkylsulfonyl, (C<sub>1</sub>-C<sub>6</sub>)-alkylcarbonyl, (C<sub>1</sub>-C<sub>8</sub>)-alkoxycarbonyl, carbamoyl, N-(C<sub>1</sub>-C<sub>8</sub>)-alkylcarbamoyl, NN-di-(C<sub>1</sub>-C<sub>8</sub>)-alkylcarbamoyl, or (C<sub>7</sub>-C<sub>11</sub>)-aralkylcarbamoyl, optionally substituted by fluorine, chlorine, bromine, trifluoromethyl, (C<sub>1</sub>-C<sub>6</sub>)-alkoxy, N-(C<sub>3</sub>-C<sub>8</sub>)-cycloalkylcarbamoyl, N-(C<sub>3</sub>-C<sub>8</sub>)-cycloalkyl-(C<sub>1</sub>-C<sub>4</sub>)-alkylcarbamoyl, (C<sub>1</sub>-C<sub>6</sub>)-alkylcarbonyloxy, phenyl, benzyl, phenoxy, benzyloxy, NR<sup>Y</sup>R<sup>Z</sup> wherein R<sup>Y</sup> and R<sup>Z</sup> are independently selected from hydrogen, (C<sub>1</sub>-C<sub>12</sub>)-alkyl, (C<sub>1</sub>-C<sub>8</sub>)-alkoxy-(C<sub>1</sub>-C<sub>8</sub>)-alkyl, (C<sub>7</sub>-C<sub>12</sub>)-aralkoxy-(C<sub>1</sub>-C<sub>8</sub>)-alkyl, (C<sub>6</sub>-C<sub>12</sub>)-aryloxy-(C<sub>1</sub>-C<sub>8</sub>)-alkyl, (C<sub>3</sub>-C<sub>10</sub>)-cycloalkyl, (C<sub>3</sub>-C<sub>12</sub>)-alkenyl, (C<sub>3</sub>-C<sub>12</sub>)-alkynyl, (C<sub>6</sub>-C<sub>12</sub>)-aryl, (C<sub>7</sub>-C<sub>11</sub>)-aralkyl, (C<sub>1</sub>-C<sub>12</sub>)-alkoxy, (C<sub>7</sub>-C<sub>12</sub>)-aralkoxy, (C<sub>1</sub>-C<sub>12</sub>)-alkylcarbonyl, (C<sub>3</sub>-C<sub>8</sub>)-cycloalkylcarbonyl, (C<sub>6</sub>-C<sub>12</sub>)-arylcarbonyl, (C<sub>7</sub>-C<sub>16</sub>)-aralkylcarbonyl; or further wherein R<sup>Y</sup> and R<sup>Z</sup> together are -[CH<sub>2</sub>]<sub>n</sub>, in which a CH<sub>2</sub> group can be replaced by O, S, N-(C<sub>1</sub>-C<sub>4</sub>)-alkylcarbonylimino, or N-(C<sub>1</sub>-C<sub>4</sub>)-alkoxycarbonylimino; phenylmercapto, phenylsulfonyl, phenylsulfinyl, sulfamoyl, N-(C<sub>1</sub>-C<sub>8</sub>)-alkylsulfamoyl, or N, N-di-(C<sub>1</sub>-C<sub>8</sub>)-alkylsulfamoyl; or alternatively R<sup>7</sup> and R<sup>8</sup>, R<sup>8</sup> and R<sup>9</sup>, R<sup>9</sup> and R<sup>10</sup>, or R<sup>10</sup> and R<sup>11</sup>, together are a chain selected from -[CH<sub>2</sub>]<sub>n</sub>- or -CH=CH-CH=CH-, where a CH<sub>2</sub> group of the chain is optionally replaced by O, S, SO, SO<sub>2</sub>, or NR<sup>Y</sup>; and n is 3, 4, or 5; and if E is a heteroaryl radical, said radical can carry 1-3 substituents selected from those defined for R<sup>7</sup>-R<sup>11</sup>, or if E is a cycloalkyl radical, the radical can carry one substituent selected from those defined for R<sup>7</sup>-R<sup>11</sup>;

or where, if Q is NR', R<sup>4</sup> is alternatively R'', where R' and R'' are identical or different and are hydrogen, (C<sub>6</sub>-C<sub>12</sub>)-aryl, (C<sub>7</sub>-C<sub>11</sub>)-aralkyl, (C<sub>1</sub>-C<sub>8</sub>)-alkyl, (C<sub>1</sub>-C<sub>8</sub>)-alkoxy-(C<sub>1</sub>-C<sub>8</sub>)-alkyl, (C<sub>7</sub>-C<sub>12</sub>)-aralkoxy-(C<sub>1</sub>-C<sub>8</sub>)-alkyl, (C<sub>6</sub>-C<sub>12</sub>)-aryloxy-(C<sub>1</sub>-C<sub>8</sub>)-alkyl, (C<sub>1</sub>-C<sub>10</sub>)-alkylcarbonyl, optionally substituted (C<sub>7</sub>-C<sub>16</sub>)-aralkylcarbonyl, or optionally substituted C<sub>6</sub>-C<sub>12</sub>-arylcarbonyl; or R' and R'' together are -[CH<sub>2</sub>]<sub>n</sub>, in which a CH<sub>2</sub> group can be replaced by O, S, N-acylimino, or N-(C<sub>1</sub>-C<sub>10</sub>)-alkoxycarbonylimino, and h is 3 to 7.

Y is N or CR<sup>3</sup>;

R<sup>1</sup>; R<sup>2</sup> and R<sup>3</sup>

are identical or different and are hydrogen, hydroxyl, halogen, cyano, trifluoromethyl, nitro, carboxyl, (C<sub>1</sub>-C<sub>20</sub>)-alkyl, (C<sub>3</sub>-C<sub>8</sub>)-cycloalkyl, (C<sub>3</sub>-C<sub>8</sub>)-cycloalkyl-(C<sub>1</sub>-C<sub>12</sub>)-alkyl, (C<sub>3</sub>-C<sub>8</sub>)-cycloalkoxy, (C<sub>3</sub>-C<sub>8</sub>)-cycloalkyl-(C<sub>1</sub>-C<sub>12</sub>)-alkoxy, (C<sub>3</sub>-C<sub>8</sub>)-cycloalkyloxy-(C<sub>1</sub>-C<sub>12</sub>)-alkyl, (C<sub>3</sub>-C<sub>8</sub>)-cycloalkyloxy-(C<sub>1</sub>-C<sub>12</sub>)-alkoxy, (C<sub>3</sub>-C<sub>8</sub>)-cycloalkyl-(C<sub>1</sub>-C<sub>8</sub>)-alkyl-(C<sub>1</sub>-C<sub>6</sub>)-alkoxy, (C<sub>3</sub>-C<sub>8</sub>)-cycloalkyl-(C<sub>1</sub>-C<sub>8</sub>)-alkoxy-(C<sub>1</sub>-C<sub>6</sub>)-alkyl, (C<sub>3</sub>-C<sub>8</sub>)-cycloalkyloxy-(C<sub>1</sub>-C<sub>8</sub>)-alkoxy-(C<sub>1</sub>-C<sub>6</sub>)-alkyl, (C<sub>3</sub>-C<sub>8</sub>)-cycloalkoxy-(C<sub>1</sub>-C<sub>8</sub>)-alkoxy-(C<sub>1</sub>-C<sub>8</sub>)-alkoxy, (C<sub>6</sub>-C<sub>12</sub>)-aryl, (C<sub>7</sub>-C<sub>16</sub>)-aralkyl, (C<sub>7</sub>-C<sub>16</sub>)-aralkenyl, (C<sub>7</sub>-C<sub>16</sub>)-aralkynyl, (C<sub>2</sub>-C<sub>20</sub>)-alkenyl, (C<sub>2</sub>-C<sub>20</sub>)-alkynyl, (C<sub>1</sub>-C<sub>20</sub>)-alkoxy, (C<sub>2</sub>-C<sub>20</sub>)-alkenyloxy, (C<sub>2</sub>-C<sub>20</sub>)-alkynyloxy, retinyloxy, (C<sub>1</sub>-C<sub>20</sub>)-alkoxy-(C<sub>1</sub>-C<sub>12</sub>)-alkyl, (C<sub>1</sub>-C<sub>12</sub>)-alkoxy-(C<sub>1</sub>-C<sub>12</sub>)-alkoxy, (C<sub>1</sub>-C<sub>12</sub>)-alkoxy-(C<sub>1</sub>-C<sub>8</sub>)-alkoxy-(C<sub>1</sub>-C<sub>8</sub>)-alkyl, (C<sub>6</sub>-C<sub>12</sub>)-aryloxy, (C<sub>7</sub>-C<sub>16</sub>)-aralkyloxy, (C<sub>6</sub>-C<sub>12</sub>)-aryloxy-(C<sub>1</sub>-C<sub>6</sub>)-alkoxy, (C<sub>7</sub>-C<sub>16</sub>)-aralkoxy-(C<sub>1</sub>-C<sub>6</sub>)-alkoxy, (C<sub>1</sub>-C<sub>16</sub>)-hydroxyalkyl, (C<sub>6</sub>-C<sub>16</sub>)-aryloxy-(C<sub>1</sub>-C<sub>8</sub>)-alkyl, (C<sub>7</sub>-C<sub>16</sub>)-aralkoxy-(C<sub>1</sub>-C<sub>8</sub>)-alkyl, (C<sub>6</sub>-C<sub>12</sub>)-aryloxy-(C<sub>1</sub>-C<sub>8</sub>)-alkoxy-(C<sub>1</sub>-C<sub>6</sub>)-alkyl, (C<sub>7</sub>-C<sub>12</sub>)-aralkyloxy-(C<sub>1</sub>-C<sub>8</sub>)-alkoxy-(C<sub>1</sub>-C<sub>6</sub>)-alkyl, (C<sub>2</sub>-C<sub>20</sub>)-alkenyloxy-(C<sub>1</sub>-C<sub>6</sub>)-alkyl, (C<sub>2</sub>-C<sub>20</sub>)-alkynyloxy-(C<sub>1</sub>-C<sub>6</sub>)-alkyl, retinyloxy-(C<sub>1</sub>-C<sub>6</sub>)-alkyl, -O-[CH<sub>2</sub>]<sub>x</sub>-C<sub>f</sub>H<sub>(2f+1-g)</sub>-F<sub>g</sub>, -OCF<sub>2</sub>Cl, -OCF<sub>2</sub>-CHFCl, (C<sub>1</sub>-C<sub>20</sub>)-alkylcarbonyl, (C<sub>3</sub>-C<sub>8</sub>)-cycloalkylcarbonyl, (C<sub>6</sub>-C<sub>12</sub>)-arylcarbonyl, (C<sub>7</sub>-C<sub>16</sub>)-aralkylcarbonyl, cinnamoyl, (C<sub>2</sub>-C<sub>20</sub>)-alkenylcarbonyl, (C<sub>2</sub>-C<sub>20</sub>)-alkynylcarbonyl, (C<sub>1</sub>-C<sub>20</sub>)-alkoxycarbonyl, (C<sub>1</sub>-C<sub>12</sub>)-alkoxy-(C<sub>1</sub>-C<sub>12</sub>)-alkoxycarbonyl, (C<sub>6</sub>-C<sub>12</sub>)-aryloxycarbonyl, (C<sub>7</sub>-



$C_{11}$ -aralkanoyl-N-( $C_1$ - $C_{10}$ )-alkylaniino, ( $C_1$ - $C_{12}$ )-alkanoylamino-( $C_1$ - $C_8$ )-alkyl, ( $C_3$ - $C_8$ )-cycloalkanoylamino-( $C_1$ - $C_8$ )-alkyl, ( $C_6$ - $C_{12}$ )-aroylamino-( $C_1$ - $C_8$ )-alkyl, ( $C_7$ - $C_{16}$ )-aralkanoylamino-( $C_1$ - $C_8$ )-alkyl, amino-( $C_1$ - $C_{10}$ )-alkyl, N-( $C_1$ - $C_{10}$ )-alkylamino-( $C_1$ - $C_{10}$ )-alkyl, N, N-di( $C_1$ - $C_{10}$ )-alkylamino-( $C_1$ - $C_{10}$ )-alkyl, ( $C_3$ - $C_8$ )-cycloalkylamino( $C_1$ - $C_{10}$ )-alkyl, ( $C_1$ - $C_{20}$ )-alkylmercapto, ( $C_1$ - $C_{20}$ )-alkylsulfinyl, ( $C_1$ - $C_{20}$ )-alkylsulfonyl, ( $C_6$ - $C_{12}$ )-arylmercapto, ( $C_6$ - $C_{12}$ )-arylsulfinyl, ( $C_6$ - $C_{12}$ )-arylsulfonyl, ( $C_7$ - $C_{16}$ )-aralkylmercapto, ( $C_7$ - $C_{16}$ )-aralkylsulfinyl, ( $C_7$ - $C_{16}$ )-aralkylsulfonyl, ( $C_1$ - $C_{12}$ )-alkylmercapto-( $C_1$ - $C_6$ )-alkyl, ( $C_1$ - $C_{12}$ )-alkylsulfinyl-( $C_1$ - $C_6$ )-alkyl, ( $C_1$ - $C_{12}$ )-alkylsulfonyl-( $C_1$ - $C_6$ )-alkyl, ( $C_6$ - $C_{12}$ )-arylmereapto-( $C_1$ - $C_6$ )-alkyl, ( $C_6$ - $C_{12}$ )-arylsulfinyl-( $C_1$ - $C_6$ )-alkyl, ( $C_6$ - $C_{12}$ )-arylsulfonyl-( $C_1$ - $C_6$ )-alkyl, ( $C_7$ - $C_{16}$ )-aralkylmercapto-( $C_1$ - $C_6$ )-alkyl, ( $C_7$ - $C_{16}$ )-aralkylsulfinyl-( $C_1$ - $C_6$ )-alkyl, ( $C_7$ - $C_{16}$ )-aralkylsulfonyl-( $C_1$ - $C_6$ )-alkyl, sulfamoyl, N-( $C_1$ - $C_{10}$ )-alkylsulfamoyl, N,N-di-( $C_1$ - $C_{10}$ )-alkylsulfamoyl, ( $C_3$ - $C_8$ )-cycloalkylsulfamoyl, N-( $C_6$ - $C_{12}$ )-arylsulfamoyl, N-( $C_7$ - $C_{16}$ )-aralkylsulfamoyl, N-( $C_1$ - $C_{10}$ )-alkyl-N-( $C_6$ - $C_{12}$ )-arylsulfamoyl, N-( $C_1$ - $C_{10}$ )-alkyl-N-( $C_7$ - $C_{16}$ )-aralkylsulfamoyl, ( $C_1$ - $C_{10}$ )-alkylsulfonamido, N-( $C_1$ - $C_{10}$ )-alkyl-( $C_1$ - $C_{10}$ )-alkylsulfonamido, ( $C_7$ - $C_{16}$ )-aralkylsulfonamido, and N-( $C_1$ - $C_{10}$ )-alkyl-( $C_7$ - $C_{16}$ )-aralkylsulfonamido; where an aryl radical may be substituted by 1 to 5 substituents selected from hydroxyl, halogen, cyano, trifluoromethyl, nitro, carboxyl, ( $C_2$ - $C_{16}$ )-alkyl, ( $C_3$ - $C_8$ )-cycloalkyl, ( $C_3$ - $C_8$ )-cycloalkyl-( $C_1$ - $C_{12}$ )-alkyl, ( $C_3$ - $C_8$ )-cycloalkoxy, ( $C_3$ - $C_8$ )-cycloalkyl-( $C_1$ - $C_{12}$ )-alkoxy, ( $C_3$ - $C_8$ )-cycloalkoxy-( $C_1$ - $C_{12}$ )-alkyl, ( $C_3$ - $C_8$ )-cycloalkoxy-( $C_1$ - $C_{12}$ )-alkoxy, ( $C_3$ - $C_8$ )-cycloalkyl-( $C_1$ - $C_8$ )-alkyl-( $C_1$ - $C_6$ )-alkoxy, ( $C_3$ - $C_8$ )-cycloalkyl( $C_1$ - $C_8$ )-alkoxy-( $C_1$ - $C_6$ )-alkyl, ( $C_3$ - $C_8$ )-cycloalkoxy-( $C_1$ - $C_6$ )-alkoxy, ( $C_6$ - $C_{12}$ )-aryl, ( $C_7$ - $C_{16}$ )-aralkyl, ( $C_2$ - $C_{16}$ )-alkenyl, ( $C_2$ - $C_{12}$ )-alkynyl, ( $C_1$ - $C_{16}$ )-alkoxy, ( $C_1$ - $C_{16}$ )-alkenyloxy, ( $C_1$ - $C_{12}$ )-alkoxy-( $C_1$ - $C_{12}$ )-alkyl, ( $C_1$ - $C_{12}$ )-alkoxy-( $C_1$ - $C_{12}$ )-alkoxy, ( $C_1$ - $C_{12}$ )-alkoxy( $C_1$ - $C_8$ )-alkoxy-( $C_1$ - $C_8$ )-alkyl, ( $C_6$ - $C_{12}$ )-aryloxy, ( $C_7$ - $C_{16}$ )-aralkyloxy, ( $C_6$ - $C_{12}$ )-aryloxy-( $C_1$ - $C_6$ )-alkoxy, ( $C_7$ - $C_{16}$ )-aralkoxy-( $C_1$ - $C_6$ )-alkoxy, ( $C_1$ - $C_8$ )-hydroxyalkyl, ( $C_6$ - $C_{16}$ )-aryloxy-( $C_1$ - $C_8$ )-alkyl, ( $C_7$ - $C_{16}$ )-aralkoxy-( $C_1$ - $C_8$ )-alkyl, ( $C_6$ - $C_{12}$ )-aryloxy-( $C_1$ - $C_8$ )-alkoxy-( $C_1$ - $C_6$ )-alkyl, ( $C_7$ - $C_{12}$ )-aralkyloxy-( $C_1$ - $C_8$ )-alkoxy-( $C_1$ - $C_6$ )-alkyl, -O-[CH<sub>2</sub>]<sub>g</sub>C<sub>g</sub>H<sub>(2f+1-g)</sub>F<sub>g</sub>, -OCF<sub>2</sub>Cl, -OCF<sub>2</sub>-CHF-Cl, ( $C_1$ - $C_{12}$ )-alkylcarbonyl, ( $C_3$ - $C_8$ )-cycloalkylcarbonyl, ( $C_6$ - $C_{12}$ )-arylcarbonyl, ( $C_7$ - $C_{16}$ )-aralkylcarbonyl, ( $C_1$ - $C_{12}$ )-alkoxycarbonyl, ( $C_1$ - $C_{12}$ )-alkoxy-( $C_1$ - $C_{12}$ )-alkoxycarbonyl, ( $C_6$ - $C_{12}$ )-aryloxycarbonyl, ( $C_7$ - $C_{16}$ )-aralkoxycarbonyl, ( $C_3$ - $C_8$ )-cycloalkoxycarbonyl, ( $C_2$ - $C_{12}$ )-alkenyloxycarbonyl, ( $C_2$ - $C_{12}$ )-alkynyloxycarbonyl, ( $C_6$ - $C_{12}$ )-aryloxy-( $C_1$ - $C_6$ )-alkoxycarbonyl, ( $C_7$ - $C_{16}$ )-aralkoxy-( $C_1$ - $C_6$ )-alkoxycarbonyl, ( $C_3$ - $C_8$ )-cycloalkyl-( $C_1$ - $C_6$ )-alkoxydarbonyl, ( $C_3$ - $C_8$ )-cycloalkoxy-( $C_1$ - $C_6$ )-alkoxycarbonyl, ( $C_1$ - $C_{12}$ )-alkylcarbonyloxy, ( $C_3$ - $C_8$ )-cycloalkylcarbonyloxy, ( $C_6$ - $C_{12}$ )-arylcarbonyloxy, ( $C_7$ - $C_{16}$ )-aralkylcarbonyloxy, cinnamoyloxy, ( $C_2$ - $C_{12}$ )-alkenylcarbonyloxy, ( $C_2$ - $C_{12}$ )-alkynylcarbonyloxy, ( $C_1$ - $C_{12}$ )-alkoxycarbonyloxy, ( $C_1$ - $C_{12}$ )-alkoxy-( $C_1$ - $C_{12}$ )-alkoxycarbonyloxy, ( $C_6$ - $C_{12}$ )-aryloxycarbonyloxy, ( $C_7$ - $C_{16}$ )-aralkyloxycarbonyloxy, ( $C_3$ - $C_8$ )-cycloalkoxycarbonyloxy, ( $C_2$ - $C_{12}$ )-alkenyloxycarbonyloxy, ( $C_2$ - $C_{12}$ )-alkynyloxycarbonyloxy, carbamoyl, N-( $C_1$ - $C_{12}$ )-alkylcarbamoyl, N,N-di( $C_1$ - $C_{12}$ )-alkylcarbamoyl, N-( $C_3$ - $C_8$ )-cycloalkylcarbamoyl, N,N-dicyclo-( $C_3$ - $C_8$ )-alkylcarbamoyl, N-( $C_1$ - $C_{10}$ )-alkyl-N-( $C_3$ - $C_8$ )-cycloalkylcarbamoyl, N-( $C_3$ - $C_8$ )-cycloalkyl-( $C_1$ - $C_6$ )-alkylcarbamoyl, N-( $C_1$ - $C_6$ )-alkyl-N-( $C_3$ - $C_8$ )-cycloalkyl-( $C_1$ - $C_8$ )-alkylcarbamoyl, N-(+)-dehydroabietylcarbamoyl, N-( $C_1$ - $C_6$ )-alkyl-N-(+)-dehydroabietylcarbamoyl, N-( $C_6$ - $C_{12}$ )-arylcarbamoyl, N-( $C_7$ - $C_{16}$ )-aralkylcarbamoyl, N-( $C_1$ - $C_{10}$ )-alkyl-N-( $C_6$ - $C_{16}$ )-arylcarbamoyl, N-( $C_1$ - $C_{10}$ )-alkyl-N-( $C_7$ - $C_{16}$ )-aralkylcarbamoyl, N-( $C_1$ - $C_{16}$ )-alkoxy-( $C_1$ - $C_{10}$ )-alkylcarbamoyl, N-( $C_6$ - $C_{16}$ )-aryloxy-( $C_1$ - $C_{10}$ )-alkylcarbamoyl, N-( $C_7$ - $C_{16}$ )-aralkyloxy-( $C_1$ - $C_{10}$ )-alkylcarbamoyl, N-( $C_1$ - $C_{10}$ )-alkyl-N-( $C_1$ - $C_{10}$ )-alkoxy-( $C_1$ - $C_{10}$ )-alkylcarbamoyl, N-( $C_1$ - $C_{10}$ )-alkyl-N-( $C_6$ - $C_{12}$ )-aryloxy-( $C_1$ - $C_{10}$ )-alkylcarbamoyl, N-( $C_1$ - $C_{10}$ )-alkyl-N-( $C_7$ - $C_{16}$ )-aralkyloxy-( $C_1$ - $C_{10}$ )-alkylcarbamoyl, CON(CH<sub>2</sub>)<sub>h</sub>, in which a CH<sub>2</sub> group can be replaced by, O, S, N-( $C_1$ - $C_8$ )-alkylimino, N-( $C_3$ - $C_8$ )-cycloalkylimino, N-( $C_3$ - $C_8$ )-cycloalkyl-( $C_1$ - $C_4$ )-alkylimino, N-( $C_6$ - $C_{12}$ )-arylimino, N-( $C_7$ - $C_{16}$ )-aralkylimino, N-( $C_1$ - $C_4$ )-alkoxy-( $C_1$ - $C_6$ )-alkylimino, and h is from 3 to 7; carbamoyloxy, N-( $C_1$ - $C_{12}$ )-alkylcarbamoyloxy, NN-di-( $C_1$ - $C_{12}$ )-alkylcarbamoyloxy, N-( $C_3$ - $C_8$ )-cycloalkylcarbamoyloxy, N-( $C_6$ - $C_{16}$ )-arylcarbamoyloxy, N-( $C_7$ - $C_{16}$ )-aralkylcarbamoyloxy, N-( $C_1$ - $C_{10}$ )-alkyl-N-( $C_6$ - $C_{12}$ )-arylcarbamoyloxy, N-( $C_1$ - $C_{10}$ )-alkyl-N-( $C_7$ - $C_{16}$ )-aralkylcarbamoyloxy, N-( $C_1$ - $C_{10}$ )-alkylcarbamoyloxy, N-( $C_6$ - $C_{12}$ )-aryloxy-( $C_1$ - $C_{10}$ )-alkylcarbamoyloxy, N-( $C_7$ - $C_{16}$ )-aralkyloxy-( $C_1$ - $C_{10}$ )-alkylcarbamoyloxy, N-( $C_1$ - $C_{10}$ )-alkyl-N-( $C_1$ - $C_{10}$ )-alkoxy-( $C_1$ - $C_{10}$ )-alkylcarbamoyloxy, N-( $C_1$ - $C_{10}$ )-alkyl-N-( $C_6$ - $C_{12}$ )-aryloxy-( $C_1$ - $C_{10}$ )-alkylcarbamoyloxy, N-( $C_1$ - $C_{10}$ )-alkyl-N-( $C_7$ - $C_{16}$ )-aralkyloxy-( $C_1$ - $C_{10}$ )-alkylcarbamoyloxy, amino, ( $C_1$ - $C_{12}$ )-alkylamino, di-( $C_1$ - $C_{12}$ )-alkylamino, ( $C_3$ - $C_8$ )-cy-

5

10

15

20

25

30

35

40

45

50

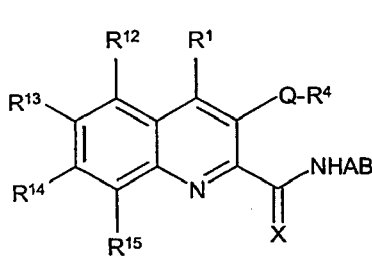
55

cloalkylamino, (C<sub>3</sub>-C<sub>12</sub>)-alkenylamino, (C<sub>3</sub>-C<sub>12</sub>)-alkynylamino, N-(C<sub>6</sub>-C<sub>12</sub>)-arylamino, N-(C<sub>7</sub>-C<sub>11</sub>)-aralkylamino, N-alkyl-aralkylamino, N-alkyl-arylamino, (C<sub>1</sub>-C<sub>12</sub>)-alkoxyamino, (C<sub>1</sub>-C<sub>12</sub>)-alkoxy-N-(C<sub>1</sub>-C<sub>10</sub>)-alkylamino, (C<sub>1</sub>-C<sub>12</sub>)-alkanoylamino, (C<sub>3</sub>-C<sub>8</sub>)-cycloalkanoylamino, (C<sub>6</sub>-C<sub>12</sub>)-aroylamino, (C<sub>7</sub>-C<sub>16</sub>)-aralkanoylamino, (C<sub>1</sub>-C<sub>12</sub>)-alkanoyl-N-(C<sub>1</sub>-C<sub>10</sub>)-alkylamino, (C<sub>3</sub>-C<sub>8</sub>)-cycloalkanoyl-N-(C<sub>1</sub>-C<sub>10</sub>)-alkylamino, (C<sub>6</sub>-C<sub>12</sub>)-aroyl-N-(C<sub>1</sub>-C<sub>10</sub>)-alkylamino, (C<sub>7</sub>-C<sub>11</sub>)-aralkanoyl-N-(C<sub>1</sub>-C<sub>10</sub>)-alkylamino, (C<sub>1</sub>-C<sub>12</sub>)-alkanoylamino-(C<sub>1</sub>-C<sub>8</sub>)-alkyl, (C<sub>3</sub>-C<sub>8</sub>)-cycloalkanoylamino-(C<sub>1</sub>-C<sub>8</sub>)-alkyl, (C<sub>6</sub>-C<sub>12</sub>)-aroylamino-(C<sub>1</sub>-C<sub>8</sub>)-alkyl, (C<sub>7</sub>-C<sub>16</sub>)-aralkanoylamino-(C<sub>1</sub>-C<sub>8</sub>)-alkyl, amino-(C<sub>1</sub>-C<sub>10</sub>)-alkyl, N-(C<sub>1</sub>-C<sub>10</sub>)-alkylamino-(C<sub>1</sub>-C<sub>10</sub>)-alkyl, N,N-di-(C<sub>1</sub>-C<sub>10</sub>)-alkylamino-(C<sub>1</sub>-C<sub>10</sub>)-alkyl, (C<sub>3</sub>-C<sub>8</sub>)-cycloalkylamino-(C<sub>1</sub>-C<sub>10</sub>)-alkyl, (C<sub>1</sub>-C<sub>12</sub>)-alkylmercapto, (C<sub>1</sub>-C<sub>12</sub>)-alkylsulfinyl, (C<sub>1</sub>-C<sub>12</sub>)-alkylsulfonyl, (C<sub>6</sub>-C<sub>16</sub>)-arylmercapto, (C<sub>6</sub>-C<sub>16</sub>)-arylsulfinyl, (C<sub>6</sub>-C<sub>16</sub>)-arylsulfonyl, (C<sub>7</sub>-C<sub>16</sub>)-aralkylmercapto, (C<sub>7</sub>-C<sub>16</sub>)-aralkylsulfinyl, or (C<sub>7</sub>-C<sub>16</sub>)-aralkylsulfonyl;

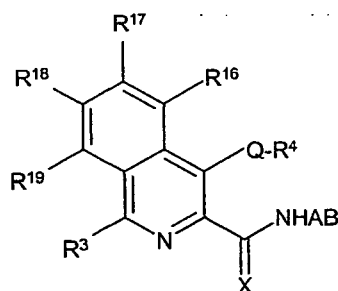
or wherein R<sup>1</sup> and R<sup>2</sup>, or R<sup>2</sup> and R<sup>3</sup> form a chain [CH<sub>2</sub>]<sub>o</sub>, which is saturated or unsaturated by a C=C double bond, in which 1 or 2 CH<sub>2</sub> groups are optionally replaced by O, S, SO, SO<sub>2</sub>, or NR', and R' is hydrogen, (C<sub>6</sub>-C<sub>12</sub>)-aryl, (C<sub>1</sub>-C<sub>8</sub>)-alkyl, (C<sub>1</sub>-C<sub>8</sub>)-alkoxy-(C<sub>1</sub>-C<sub>8</sub>)-alkyl, (C<sub>7</sub>-C<sub>12</sub>)-aralkoxy-(C<sub>1</sub>-C<sub>8</sub>)-alkyl, (C<sub>6</sub>-C<sub>12</sub>)-aryloxy-(C<sub>1</sub>-C<sub>8</sub>)-alkyl, (C<sub>1</sub>-C<sub>10</sub>)-alkanoyl, optionally substituted (C<sub>7</sub>-C<sub>16</sub>)-aralkanoyl, or optionally substituted (C<sub>6</sub>-C<sub>12</sub>)-aroyl; and o is 3, 4 or 5; or wherein the radicals R<sup>1</sup> and R<sup>2</sup>, or R<sup>2</sup> and R<sup>3</sup>, together with the pyridine or pyridazine carrying them, form a 5,6,7,8-tetrahydroisoquinoline ring, a 5,6,7,8-tetrahydroquinoline ring, or a 5,6,7,8-tetrahydrocinnoline ring;

or wherein R<sup>1</sup> and R<sup>2</sup>, or R<sup>2</sup> and R<sup>3</sup> form a carbocyclic or heterocyclic 5- or 6-membered aromatic ring;

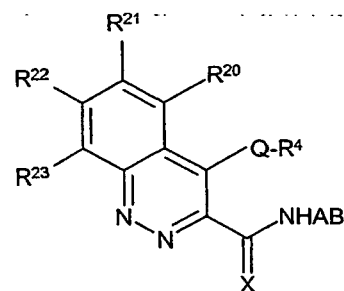
or where R<sup>1</sup> and R<sup>2</sup>, or R<sup>2</sup> and R<sup>3</sup>, together with the pyridine or pyridazine carrying them, form an optionally substituted heterocyclic ring systems selected from thienopyridines, furanopyridines, pyridopyridines, pyrimidinopyridines, imidazopyridines, thiazolopyridines, oxazolopyridines, quinoline, isoquinoline, and cinnoline; where quinoline, isoquinoline or cinnoline preferably satisfy the Formulae Ia, Ib and Ic:



(Ia)



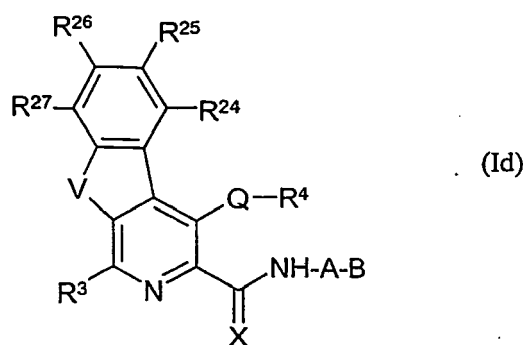
(Ib)



(Ic)

and the substituents R<sup>12</sup> to R<sup>23</sup> in each case independently of each other have the meaning of R<sup>1</sup>, R<sup>2</sup> and R<sup>3</sup>;

or wherein the radicals R<sup>1</sup> and R<sup>2</sup>, together with the pyridine carrying them, form a compound of Formula Id:



15 where

V is S, O, or NR<sup>k</sup>, and R<sup>k</sup> is selected from hydrogen, (C<sub>1</sub>-C<sub>6</sub>)-alkyl, aryl, or benzyl; where an aryl radical may be optionally substituted by 1 to 5 substituents as defined above; and R<sup>24</sup>, R<sup>25</sup>, R<sup>26</sup>, and R<sup>27</sup> in each case independently of each other have the meaning of R<sup>1</sup>, R<sup>2</sup> and R<sup>3</sup>;

20 f is 1 to 8;

g is 0 or 1 to (2f+1);

x is 0 to 3; and

h is 3 to 7;

including the physiologically active salts, esters, and prodrugs derived therefrom.

25

[0054] Exemplary compounds according to Formula I are described in European Patent Nos. EP0650960 and EP0650961. All compounds listed in EP0650960 and EP0650961, in particular, those listed in the compound claims and the final products of the working examples, are hereby incorporated into the present application by reference herein. Additionally, exemplary compounds according to Formula I are described in U.S. Patent No. 5,658,933. All compounds listed in U.S. Patent No. 5,658,933, in particular, those listed in the compound claims and the final products of the working examples, are hereby incorporated into the present application by reference herein.

30

[0055] Additional compounds according to Formula I are substituted heterocyclic carboxyamides described in U.S. Patent No. 5,620,995; 3-hydroxypyridine-2-carboxamidoesters described in U.S. Patent No. 6,020,350; sulfonamidocarbonylpyridine-2-carboxamides described in U.S. Patent No. 5,607,954; and sulfonamidocarbonyl-pyridine-2-carboxamides and sulfonamidocarbonyl-pyridine-2-carboxamide esters described in U.S. Patent Nos. 5,610,172 and 5,620,996. All compounds listed in these patents, in particular, those compounds listed in the compound claims and the final products of the working examples, are hereby incorporated into the present application by reference herein.

35

[0056] Exemplary compounds according to Formula Ia are described in U.S. Patent Nos. 5,719,164 and 5,726,305. All compounds listed in the foregoing patents, in particular, those listed in the compound claims and the final products of the working examples, are hereby incorporated into the present application by reference herein. Exemplary compounds according to Formula Ib are described in U.S. Patent No. 6,093,730. All compounds listed in U.S. Patent No. 6,093,730, in particular, those listed in the compound claims and the final products of the working examples, are hereby incorporated into the present application by reference herein.

40

[0057] In certain embodiments, compounds of the invention are pyridine-2-carboxamides. In one embodiment, the compound is selected from a compound of the Formula I, wherein

45

A is -CR<sup>5</sup>R<sup>6</sup>-, and R<sup>5</sup> and R<sup>6</sup> are each independently selected from the group consisting of hydrogen, (C<sub>1</sub>-C<sub>6</sub>)-alkyl, (C<sub>3</sub>-C<sub>7</sub>)-cycloalkyl, aryl, or a substituent of the α-carbon atom of an α-amino acid, wherein the amino acid is a natural L-amino acid or its D-isomer;

50 B is -CO<sub>2</sub>H or a CO<sub>2</sub>-G carboxyl radical, where G is a radical of an alcohol G-OH in which G is selected from the group consisting of (C<sub>1</sub>-C<sub>20</sub>)-alkyl radical, (C<sub>3</sub>-C<sub>8</sub>) cycloalkyl radical, (C<sub>2</sub>-C<sub>20</sub>)-alkenyl radical, (C<sub>3</sub>-C<sub>8</sub>)-cycloalkenyl radical, retinyl radical, (C<sub>2</sub>-C<sub>20</sub>)-alkynyl radical, (C<sub>4</sub>-C<sub>20</sub>)-alkenynyl radical;

X is O;

Q is O;

55 R<sup>4</sup> is selected from the group consisting of hydrogen, (C<sub>1</sub>-C<sub>10</sub>)-alkyl, (C<sub>2</sub>-C<sub>10</sub>)-alkenyl, (C<sub>2</sub>-C<sub>10</sub>)-alkynyl, wherein alkenyl or alkynyl contains one or two C-C multiple bonds; unsubstituted fluoroalkyl radical of the formula -[CH<sub>2</sub>]<sub>x</sub>-C<sub>f</sub>H<sub>(2f+1-g)</sub>-F<sub>g</sub>, aryl, heteroaryl, and (C<sub>7</sub>-C<sub>11</sub>)-aralkyl;

Y is CR<sup>3</sup>;

R<sup>1</sup>, R<sup>2</sup> and R<sup>3</sup> are identical or different and are selected from the group consisting of hydrogen, hydroxyl, halogen, cyano, trifluoromethyl, nitro, carboxyl; (C<sub>1</sub>-C<sub>20</sub>)-alkyl, (C<sub>3</sub>-C<sub>8</sub>)-cycloalkyl, (C<sub>3</sub>-C<sub>8</sub>)-cycloalkoxy, (C<sub>6</sub>-C<sub>12</sub>)-aryl, (C<sub>7</sub>-C<sub>6</sub>)-aralkyl, (C<sub>7</sub>-C<sub>16</sub>)-aralkenyl, (C<sub>7</sub>-C<sub>16</sub>)-aralkynyl, (C<sub>2</sub>-C<sub>20</sub>)-alkenyl, (C<sub>2</sub>-C<sub>20</sub>)-alkynyl, (C<sub>1</sub>-C<sub>20</sub>)-alkoxy, (C<sub>2</sub>-C<sub>20</sub>)-alkenyloxy, (C<sub>2</sub>-C<sub>20</sub>)-alkynyloxy, retinyloxy, (C<sub>6</sub>-C<sub>12</sub>)-aryloxy, (C<sub>7</sub>-C<sub>16</sub>)-aralkyloxy, (C<sub>1</sub>-C<sub>16</sub>)-hydroxyalkyl, -O-[CH<sub>2</sub>]<sub>x</sub>C<sub>f</sub>H<sub>(2f+1-g)</sub>F<sub>g</sub>, -OCF<sub>2</sub>Cl, -OCF<sub>2</sub>-CHFCl, (C<sub>1</sub>-C<sub>20</sub>)-alkylcarbonyl, (C<sub>3</sub>-C<sub>8</sub>)-cycloalkylcarbonyl, (C<sub>6</sub>-C<sub>12</sub>)-arylcarbonyl, (C<sub>7</sub>-C<sub>16</sub>)-aralkylcarbonyl, cinnamoyl, (C<sub>2</sub>-C<sub>20</sub>)-alkenylcarbonyl, (C<sub>2</sub>-C<sub>20</sub>)-alkynylcarbonyl, (C<sub>1</sub>-C<sub>20</sub>)-alkoxycarbonyl, (C<sub>6</sub>-C<sub>12</sub>)-aryloxycarbonyl, (C<sub>7</sub>-C<sub>16</sub>)-aralkoxycarbonyl, (C<sub>3</sub>-C<sub>8</sub>)-cycloalkoxycarbonyl, (C<sub>2</sub>-C<sub>20</sub>)-alkenyloxy-carbonyl, retinyloxycarbonyl, (C<sub>2</sub>-C<sub>20</sub>)-alkynyloxycarbonyl, (C<sub>1</sub>-C<sub>12</sub>)-alkylcarbonyloxy, (C<sub>3</sub>-C<sub>8</sub>)-cycloalkylcarbonyloxy, (C<sub>6</sub>-C<sub>12</sub>)-arylcarbonyloxy, (C<sub>7</sub>-C<sub>16</sub>)-aralkylcarbonyloxy, cinnamoyloxy, (C<sub>2</sub>-C<sub>12</sub>)-alkenylcarbonyloxy, (C<sub>2</sub>-C<sub>12</sub>)-alkynylcarbonyloxy, (C<sub>1</sub>-C<sub>12</sub>)-alkoxycarbonyloxy, (C<sub>6</sub>-C<sub>12</sub>)-aryloxy-carbonyloxy, (C<sub>7</sub>-C<sub>16</sub>)-aralkyloxycarbonyloxy, (C<sub>3</sub>-C<sub>8</sub>)-cycloalkoxycarbonyloxy, (C<sub>2</sub>-C<sub>12</sub>)-alkenyloxycarbonyloxy, (C<sub>2</sub>-C<sub>12</sub>)-alkynyloxycarbonyloxy, carbamoyl, N-(C<sub>1</sub>-C<sub>12</sub>)-alkylcarbamoyl, N,N-di-(C<sub>1</sub>-C<sub>12</sub>)-alkylcarbamoyl, N-(C<sub>3</sub>-C<sub>8</sub>)-cycloalkylcarbamoyl, N,N-dicyclo-(C<sub>3</sub>-C<sub>8</sub>)-alkylcarbamoyl, N-(C<sub>1</sub>-C<sub>10</sub>)-alkyl-N-(C<sub>3</sub>-C<sub>8</sub>)-cycloalkylcarbamoyl, N-((C<sub>3</sub>-C<sub>8</sub>)-cycloalkyl-(C<sub>1</sub>-C<sub>6</sub>)-alkyl)carbamoyl, N-(C<sub>1</sub>-C<sub>6</sub>)-alkyl-N-((C<sub>3</sub>-C<sub>8</sub>)-cycloalkyl-(C<sub>1</sub>-C<sub>6</sub>)-alkyl)carbamoyl, N-(+)-dehydroabietylcarbamoyl, N-(C<sub>1</sub>-C<sub>6</sub>)-alkyl-N-(+)-dehydroabietylcarbamoyl, N-(C<sub>6</sub>-C<sub>12</sub>)-arylcarbamoyl, N-(C<sub>7</sub>-C<sub>16</sub>)-aralkylcarbamoyl, N-(C<sub>1</sub>-C<sub>10</sub>)-alkyl-N-(C<sub>6</sub>-C<sub>16</sub>)-arylcarbamoyl, N-(C<sub>1</sub>-C<sub>10</sub>)-alkyl-N-(C<sub>7</sub>-C<sub>16</sub>)-aralkylcarbamoyl, N-((C<sub>1</sub>-C<sub>16</sub>)-alkoxy-(C<sub>1</sub>-C<sub>10</sub>)-alkyl)carbamoyl, N-((C<sub>6</sub>-C<sub>16</sub>)-aryloxy-(C<sub>1</sub>-C<sub>10</sub>)-alkyl)carbamoyl, N-((C<sub>7</sub>-C<sub>16</sub>)-aralkyloxy-(C<sub>1</sub>-C<sub>10</sub>)-alkyl)carbamoyl, N-(C<sub>1</sub>-C<sub>10</sub>)-alkyl-N-((C<sub>1</sub>-C<sub>10</sub>)-alkoxy-(C<sub>1</sub>-C<sub>10</sub>)-alkyl)carbamoyl, N-(C<sub>1</sub>-C<sub>10</sub>)-alkyl-N-((C<sub>6</sub>-C<sub>12</sub>)-aryloxy-(C<sub>1</sub>-C<sub>10</sub>)-alkyl)carbamoyl, N-(C<sub>1</sub>-C<sub>10</sub>)-alkyl-N-((C<sub>7</sub>-C<sub>16</sub>)-aralkyloxy-(C<sub>1</sub>-C<sub>10</sub>)-alkyl)-carbamoyl, carbamoyloxy, N-(C<sub>1</sub>-C<sub>12</sub>)-alkylcarbamoyloxy, N,N-di-(C<sub>1</sub>-C<sub>12</sub>)-alkyl-carbamoyloxy, N-(C<sub>3</sub>-C<sub>8</sub>)-cycloalkylcarbamoyloxy, N-(C<sub>6</sub>-C<sub>12</sub>)-arylcarbamoyloxy, N-(C<sub>7</sub>-C<sub>16</sub>)-aralkyl-carbamoyloxy, N-(C<sub>1</sub>-C<sub>10</sub>)-alkyl-N-(C<sub>6</sub>-C<sub>12</sub>)-arylcarbamoyloxy, N-(C<sub>1</sub>-C<sub>10</sub>)-alkyl-N-(C<sub>7</sub>-C<sub>16</sub>)-aralkyl-carbamoyloxy, N-((C<sub>1</sub>-C<sub>10</sub>)-alkyl)-carbamoyloxy, N-(C<sub>1</sub>-C<sub>10</sub>)-alkyl-N-((C<sub>7</sub>-C<sub>16</sub>)-aralkyloxy-(C<sub>1</sub>-C<sub>10</sub>)-alkyl)-carbamoyloxyamino, (C<sub>1</sub>-C<sub>12</sub>)-alkylamino, di-(C<sub>1</sub>-C<sub>12</sub>)-alkylamino, (C<sub>3</sub>-C<sub>8</sub>)-cyloalkylamino, (C<sub>3</sub>-C<sub>12</sub>)-alkenylamino, (C<sub>3</sub>-C<sub>12</sub>)-alkynylamino, N-(C<sub>6</sub>-C<sub>12</sub>)-arylamino, N-(C<sub>7</sub>-C<sub>11</sub>)-aralkylamino, N-alkyl-aralkylamino, N-alkyl-arylamino, (C<sub>1</sub>-C<sub>12</sub>)-alkoxyamino, (C<sub>1</sub>-C<sub>12</sub>)-alkoxy-N-(C<sub>1</sub>-C<sub>10</sub>)-alkylamino, (C<sub>1</sub>-C<sub>12</sub>)-alkanoylainino, (C<sub>3</sub>-C<sub>8</sub>)-cyloalkanoylamino, (C<sub>6</sub>-C<sub>12</sub>)-aroylamino, (C<sub>7</sub>-C<sub>16</sub>)-aralkanoylamino, (C<sub>1</sub>-C<sub>12</sub>)-alkanoyl-N-(C<sub>1</sub>-C<sub>10</sub>)-alkylamino, (C<sub>3</sub>-C<sub>8</sub>)-cyloalkanoyl-N-(C<sub>1</sub>-C<sub>10</sub>)-alkylamino, (C<sub>6</sub>-C<sub>12</sub>)-aroyl-N-(C<sub>1</sub>-C<sub>10</sub>)-alkylamino, (C<sub>7</sub>-C<sub>11</sub>)-aralkanoyl-N-(C<sub>1</sub>-C<sub>10</sub>)-alkylamino, amino-(C<sub>1</sub>-C<sub>10</sub>)-alkyl, (C<sub>1</sub>-C<sub>20</sub>)-alkylmercapto, (C<sub>1</sub>-C<sub>20</sub>)-alkylsulfinyl, (C<sub>1</sub>-C<sub>20</sub>)-alkylsulfonyl, (C<sub>6</sub>-C<sub>12</sub>)-arylmercapto, (C<sub>6</sub>-C<sub>12</sub>)-arylsulfinyl, (C<sub>6</sub>-C<sub>12</sub>)-arylsulfonyl, (C<sub>7</sub>-C<sub>16</sub>)-aralkylmercapto, (C<sub>7</sub>-C<sub>16</sub>)-aralkylsulfinyl, (C<sub>7</sub>-C<sub>16</sub>)-aralkylsulfonyl, sulfamoyl, N-(C<sub>1</sub>-C<sub>10</sub>)-alkylsulfamoyl, N,N-di-(C<sub>1</sub>-C<sub>10</sub>)-alkylsulfamoyl, (C<sub>3</sub>-C<sub>8</sub>)-cycloalkylsulfamoyl, N-(C<sub>6</sub>-C<sub>12</sub>)-arylsulfamoyl, N-(C<sub>7</sub>-C<sub>16</sub>)-aralkylsulfamoyl, N-(C<sub>1</sub>-C<sub>10</sub>)-alkyl-N-(C<sub>6</sub>-C<sub>12</sub>)-arylsulfamoyl, N-(C<sub>1</sub>-C<sub>10</sub>)-alkyl-N-(C<sub>7</sub>-C<sub>16</sub>)-aralkylsulfamoyl, (C<sub>1</sub>-C<sub>10</sub>)-alkylsulfonamido, (C<sub>7</sub>-C<sub>16</sub>)-aralkylsulfonamido, and N-((C<sub>1</sub>-C<sub>10</sub>)-alkyl-(C<sub>7</sub>-C<sub>16</sub>)-aralkylsulfonamido; where an aryl radical may be substituted by 1 to 5 substituents selected from hydroxyl, halogen, cyano, trifluoromethyl, nitro, carboxyl, (C<sub>2</sub>-C<sub>16</sub>)-alkyl, (C<sub>3</sub>-C<sub>8</sub>)-cycloalkyl, (C<sub>3</sub>-C<sub>8</sub>)-cycloalkoxy, (C<sub>6</sub>-C<sub>12</sub>)-aryl, (C<sub>7</sub>-C<sub>16</sub>)-aralkyl, (C<sub>2</sub>-C<sub>16</sub>)-alkenyl, (C<sub>2</sub>-C<sub>12</sub>)-alkynyl, (C<sub>1</sub>-C<sub>16</sub>)-alkoxy, (C<sub>1</sub>-C<sub>16</sub>)-alkenyloxy, (C<sub>6</sub>-C<sub>2</sub>)-aryloxy, (C<sub>7</sub>-C<sub>16</sub>)-aralkyloxy, (C<sub>1</sub>-C<sub>8</sub>)-hydroxyalkyl, -O-[CH<sub>2</sub>]<sub>x</sub>C<sub>f</sub>H<sub>(2f+1-g)</sub>F<sub>g</sub>, -OCF<sub>2</sub>Cl, and -OCF<sub>2</sub>-CHFCl;

x is 0 to 3;

f is 1 to 8; and

g is 0 or 1 to (2f+1);

including the physiologically active salts, esters, and prodrugs derived therefrom.

**[0058]** Pyridine-2-carboxamides of Formula I include, but are not limited to, [(3-methoxy-pyridine-2-carbonyl)-amino]-acetic acid, 3-methoxypyridine-2-carboxylic acid N-(((hexadecyloxy)-carbonyl)-methyl)-amide hydrochloride, 3-methoxypyridine-2-carboxylic acid N-(((1-octyloxy)-carbonyl)-methyl)-amide, 3-methoxypyridine-2-carboxylic acid N-(((hexyloxy)-carbonyl)-methyl)-amide, 3-methoxypyridine-2-carboxylic acid N-(((butyloxy)-carbonyl)-methyl)-amide, 3-methoxypyridine-2-carboxylic acid N-(((2-nonyloxy)-carbonyl)-methyl)-amide racemate, 3-methoxypyridine-2-carboxylic acid N-(((heptyloxy)-carbonyl)-methyl)-amide, 3-benzyloxypyridine-2-carboxylic acid N-(((octyloxy)-carbonyl)-methyl)-amide, 3-benzyloxypyridine-2-carboxylic acid N-(((butyloxy)-carbonyl)-methyl)-amide, 5-(((3-(1-butylloxy)-propyl)-amino)-carbonyl)-3-methoxypyridine-2-carboxylic acid N-((benzyloxycarbonyl)-methyl)-amide, 5-(((3-(1-butylloxy)-propyl)-amino)-carbonyl)-3-methoxypyridine-2-carboxylic acid N-(((1-butylloxy)-carbonyl)-methyl)-amide, 5-(((3-lauryloxy)-propyl)-amino)-carbonyl)-3-methoxypyridine-2-carboxylic acid N-(((benzyloxy)-carbonyl)-methyl)-amide, [(3-hydroxy-pyridine-2-carbonyl)-amino]-acetic acid, and [(3-methoxy-pyridine-2-carbonyl)-amino]-acetic acid.

**[0059]** In certain embodiments, compounds of the invention are quinoline-2-carboxamides. In one embodiment, the

compound is selected from a compound of the Formula Ia wherein

- A is -CR<sup>5</sup>R<sup>6</sup>-, and R<sup>5</sup> and R<sup>6</sup> are each independently selected from the group consisting of hydrogen, (C<sub>1</sub>-C<sub>6</sub>)-alkyl, (C<sub>3</sub>-C<sub>7</sub>)-cycloalkyl, aryl, or a substituent of the  $\alpha$ -carbon atom of an  $\alpha$ -amino acid, wherein the amino acid is a natural L-amino acid or its D-isomer;
- B is -CO<sub>2</sub>H or a CO<sub>2</sub>-G carboxyl radical, where G is a radical of an alcohol G-OH in which G is selected from the group consisting of (C<sub>1</sub>-C<sub>20</sub>)-alkyl radical, (C<sub>3</sub>-C<sub>8</sub>) cycloalkyl radical, (C<sub>2</sub>-C<sub>20</sub>)-alkenyl radical, (C<sub>3</sub>-C<sub>8</sub>)-cycloalkenyl radical, retinyl radical, (C<sub>2</sub>-C<sub>20</sub>)-alkynyl radical, (C<sub>4</sub>-C<sub>20</sub>)-alkenylnyl radical;
- X is O;
- Q is O;
- R<sup>4</sup> is selected from the group consisting of hydrogen, (C<sub>1</sub>-C<sub>10</sub>)-alkyl, (C<sub>2</sub>-C<sub>10</sub>)-alkenyl, (C<sub>2</sub>-C<sub>10</sub>)-alkynyl, wherein alkenyl or alkynyl contains one or two C-C multiple bonds; unsubstituted fluoroalkyl radical of the formula -[CH<sub>2</sub>]<sub>x</sub>C<sub>f</sub>H<sub>(2f+1-g)</sub>F<sub>g</sub>, aryl, heteroaryl, and (C<sub>7</sub>-C<sub>11</sub>)-aralkyl;
- R<sup>1</sup>, R<sup>12</sup>, R<sup>13</sup>, R<sup>14</sup> and R<sup>15</sup> are identical or different and are selected from the group consisting of hydrogen, hydroxyl, halogen, cyano, trifluoromethyl, nitro, carboxyl; (C<sub>1</sub>-C<sub>20</sub>)-alkyl, (C<sub>3</sub>-C<sub>8</sub>)-cycloalkyl, (C<sub>3</sub>-C<sub>8</sub>)-cycloalkoxy, (C<sub>6</sub>-C<sub>12</sub>)-aryl, (C<sub>7</sub>-C<sub>16</sub>)-aralkyl, (C<sub>7</sub>-C<sub>16</sub>)-aralkenyl, (C<sub>7</sub>-C<sub>16</sub>)-aralkynyl, (C<sub>2</sub>-C<sub>20</sub>)-alkenyl, (C<sub>2</sub>-C<sub>20</sub>)-alkynyl, (C<sub>1</sub>-C<sub>20</sub>)-alkoxy, (C<sub>2</sub>-C<sub>20</sub>)-alkenyloxy, (C<sub>2</sub>-C<sub>20</sub>)-alkynyloxy, retinyloxy, (C<sub>6</sub>-C<sub>12</sub>)-aryloxy, (C<sub>7</sub>-C<sub>16</sub>)-aralkyloxy, (C<sub>1</sub>-C<sub>16</sub>)-hydroxyalkyl, -O-[CH<sub>2</sub>]<sub>x</sub>C<sub>f</sub>H<sub>(2f+1-g)</sub>F<sub>g</sub>, -OCF<sub>2</sub>Cl, -OCF<sub>2</sub>-CHFCl, (C<sub>1</sub>-C<sub>20</sub>)-alkylcarbonyl, (C<sub>3</sub>-C<sub>8</sub>)-cycloalkylcarbonyl, (C<sub>6</sub>-C<sub>12</sub>)-arylcarbonyl, (C<sub>7</sub>-C<sub>16</sub>)-aralkylcarbonyl, cinnamoyl, (C<sub>2</sub>-C<sub>20</sub>)-alkenylcarbonyl, (C<sub>2</sub>-C<sub>20</sub>)-alkynylcarbonyl, (C<sub>1</sub>-C<sub>20</sub>)-alkoxycarbonyl, (C<sub>6</sub>-C<sub>12</sub>)-aryloxy carbonyl, (C<sub>7</sub>-C<sub>16</sub>)-aralkoxy carbonyl, (C<sub>3</sub>-C<sub>8</sub>)-cycloalkoxy carbonyl, (C<sub>2</sub>-C<sub>20</sub>)-alkenyloxy carbonyl, retinyloxy carbonyl, (C<sub>2</sub>-C<sub>20</sub>)-alkynyloxy carbonyl, (C<sub>1</sub>-C<sub>12</sub>)-alkylcarbonyloxy, (C<sub>3</sub>-C<sub>8</sub>)-cycloalkylcarbonyloxy, (C<sub>6</sub>-C<sub>12</sub>)-arylcarbonyloxy, (C<sub>7</sub>-C<sub>16</sub>)-aralkylcarbonyloxy, cinnamoyloxy, (C<sub>2</sub>-C<sub>12</sub>)-alkenylcarbonyloxy, (C<sub>2</sub>-C<sub>12</sub>)-alkynylcarbonyloxy, (C<sub>1</sub>-C<sub>12</sub>)-alkoxy carbonyloxy, (C<sub>6</sub>-C<sub>12</sub>)-aryloxy carbonyloxy, (C<sub>7</sub>-C<sub>16</sub>)-aralkyloxy carbonyloxy, (C<sub>3</sub>-C<sub>8</sub>)-cycloalkoxy carbonyloxy, (C<sub>2</sub>-C<sub>12</sub>)-alkenyloxy carbonyloxy, (C<sub>2</sub>-C<sub>12</sub>)-alkynyloxy carbonyloxy, carbamoyl, N-(C<sub>1</sub>-C<sub>12</sub>)-alkylcarbamoyl, N,N-di-(C<sub>1</sub>-C<sub>12</sub>)-alkylcarbamoyl, N-(C<sub>3</sub>-C<sub>8</sub>)-cycloalkylcarbamoyl, N,N-dicyclo-(C<sub>3</sub>-C<sub>8</sub>)-alkylcarbamoyl, N-(C<sub>1</sub>-C<sub>10</sub>)-alkyl-N-(C<sub>3</sub>-C<sub>8</sub>)-cycloalkylcarbamoyl, N-((C<sub>3</sub>-C<sub>8</sub>)-cycloalkyl-(C<sub>1</sub>-C<sub>6</sub>)-alkyl)-carbamoyl, N-(+)-dehydroabietylcarbamoyl, N-(C<sub>1</sub>-C<sub>6</sub>)-alkyl-N-(+)-dehydroabietylcarbamoyl, N-(C<sub>6</sub>-C<sub>12</sub>)-arylcarbamoyl, N-(C<sub>7</sub>-C<sub>16</sub>)-aralkylcarbamoyl, N-(C<sub>1</sub>-C<sub>10</sub>)-alkyl-N-(C<sub>6</sub>-C<sub>16</sub>)-arylcarbamoyl, N-(C<sub>1</sub>-C<sub>10</sub>)-alkyl-N-(C<sub>7</sub>-C<sub>16</sub>)-aralkylcarbamoyl, carbamoyloxy, N-(C<sub>1</sub>-C<sub>12</sub>)-alkylcarbamoyloxy, N,N-di-(C<sub>1</sub>-C<sub>12</sub>)-alkylcarbamoyloxy, N-(C<sub>3</sub>-C<sub>8</sub>)-cycloalkylcarbamoyloxy, N-(C<sub>6</sub>-C<sub>12</sub>)-arylcarbamoyloxy, N-(C<sub>7</sub>-C<sub>16</sub>)-aralkylcarbamoyloxy, N-(C<sub>1</sub>-C<sub>10</sub>)-alkyl-N-(C<sub>6</sub>-C<sub>12</sub>)-arylcarbamoyloxy, N-(C<sub>1</sub>-C<sub>10</sub>)-alkyl-N-(C<sub>7</sub>-C<sub>16</sub>)-aralkylcarbamoyloxy, N-((C<sub>1</sub>-C<sub>10</sub>)-alkyl)-carbamoyloxy, N-(C<sub>1</sub>-C<sub>10</sub>)-alkyl-N-((C<sub>7</sub>-C<sub>16</sub>)-aralkyloxy-(C<sub>1</sub>-C<sub>10</sub>)-alkyl)-carbamoyloxyamino, (C<sub>1</sub>-C<sub>12</sub>)-alkylamino, di-(C<sub>1</sub>-C<sub>12</sub>)-alkylamino, (C<sub>3</sub>-C<sub>8</sub>)-cycloalkylamino, (C<sub>3</sub>-C<sub>12</sub>)-alkenylamino, (C<sub>3</sub>-C<sub>12</sub>)-alkynylamino, N-(C<sub>6</sub>-C<sub>12</sub>)-arylamino, N-(C<sub>7</sub>-C<sub>11</sub>)-aralkylamino, N-alkylaralkylamino, N-alkyl-arylamino, (C<sub>1</sub>-C<sub>12</sub>)-alkoxyamino, (C<sub>1</sub>-C<sub>12</sub>)-alkoxy-N-(C<sub>1</sub>-C<sub>10</sub>)-alkylamino, (C<sub>1</sub>-C<sub>12</sub>)-alkanoylamino, (C<sub>3</sub>-C<sub>8</sub>)-cycloalkanoylamino, (C<sub>6</sub>-C<sub>12</sub>)-aroylamino, (C<sub>7</sub>-C<sub>16</sub>)-aralkanoylamino, (C<sub>1</sub>-C<sub>12</sub>)-alkanoyl-N-(C<sub>1</sub>-C<sub>10</sub>)-alkylamino, (C<sub>3</sub>-C<sub>8</sub>)-cycloalkanoyl-N-(C<sub>1</sub>-C<sub>10</sub>)-alkylamino, (C<sub>6</sub>-C<sub>12</sub>)-aroyl-N-(C<sub>1</sub>-C<sub>10</sub>)-alkylamino, (C<sub>7</sub>-C<sub>11</sub>)-aralkanoyl-N-(C<sub>1</sub>-C<sub>10</sub>)-alkylamino, amino-(C<sub>1</sub>-C<sub>10</sub>)-alkyl, (C<sub>1</sub>-C<sub>10</sub>)-alkylmercapto, (C<sub>1</sub>-C<sub>20</sub>)-alkylsulfinyl, (C<sub>1</sub>-C<sub>20</sub>)-alkylsulfonyl, (C<sub>6</sub>-C<sub>12</sub>)-arylmercapto, (C<sub>6</sub>-C<sub>12</sub>)-arylsulfinyl, (C<sub>6</sub>-C<sub>12</sub>)-arylsulfonyl, (C<sub>7</sub>-C<sub>16</sub>)-aralkylmercapto, (C<sub>7</sub>-C<sub>16</sub>)-aralkylsulfinyl, (C<sub>7</sub>-C<sub>16</sub>)-aralkylsulfonyl, sulfamoyl, N-(C<sub>1</sub>-C<sub>10</sub>)-alkylsulfamoyl, N,N-di-(C<sub>1</sub>-C<sub>10</sub>)-alkylsulfamoyl, (C<sub>3</sub>-C<sub>8</sub>)-cycloalkylsulfamoyl, N-(C<sub>6</sub>-C<sub>12</sub>)-arylsulfamoyl, N-(C<sub>7</sub>-C<sub>16</sub>)-aralkylsulfamoyl, N-(C<sub>1</sub>-C<sub>10</sub>)-alkyl-N-(C<sub>6</sub>-C<sub>12</sub>)-arylsulfamoyl, N-(C<sub>1</sub>-C<sub>10</sub>)-alkyl-N-(C<sub>7</sub>-C<sub>16</sub>)-aralkylsulfamoyl, (C<sub>1</sub>-C<sub>10</sub>)-alkylsulfonamido, (C<sub>7</sub>-C<sub>16</sub>)-aralkylsulfonamido, and N-((C<sub>1</sub>-C<sub>10</sub>)-alkyl-(C<sub>7</sub>-C<sub>16</sub>)-aralkylsulfonamido); where an aryl radical may be substituted by 1 to 5 substituents selected from hydroxyl, halogen, cyano, trifluoromethyl, nitro, carboxyl, (C<sub>2</sub>-C<sub>16</sub>)-alkyl, (C<sub>3</sub>-C<sub>8</sub>)-cycloalkyl, (C<sub>3</sub>-C<sub>8</sub>)-cycloalkoxy, (C<sub>6</sub>-C<sub>12</sub>)-aryl, (C<sub>7</sub>-C<sub>16</sub>)-aralkyl, (C<sub>2</sub>-C<sub>16</sub>)-alkenyl, (C<sub>2</sub>-C<sub>12</sub>)-alkynyl, (C<sub>1</sub>-C<sub>16</sub>)-alkoxy, (C<sub>1</sub>-C<sub>16</sub>)-alkenyloxy, (C<sub>6</sub>-C<sub>12</sub>)-aryloxy, (C<sub>7</sub>-C<sub>16</sub>)-aralkyloxy, (C<sub>1</sub>-C<sub>8</sub>)-hydroxyalkyl, -O-[CH<sub>2</sub>]<sub>x</sub>C<sub>f</sub>H<sub>(2f+1-g)</sub>F<sub>g</sub>, -OCF<sub>2</sub>Cl, and -OCF<sub>2</sub>-CHFCl;
- x is 0 to 3;

f is 1 to 8; and  
g is 0 or 1 to (2f+1);

including the physiologically active salts, esters, and prodrugs derived therefrom.

5 **[0060]** Quinoline-2-carboxamides of Formula Ia include, but are not limited to, N-((3-Hydroxy-6-isopropoxy-quinoline-2-carbonyl)-amino)-acetic acid, N-((6-(1-butyloxy)-3-hydroxyquinolin-2-yl)-carbonyl)-glycine, [(3-hydroxy-6-trifluoromethoxy-quinoline-2-carbonyl)-amino]-acetic acid, [(7-Chloro-3-hydroxyquinoline-2-carbonyl)-amino]-acetic acid (Compound H), and [(6-chloro-3-hydroxy-quinoline-2-carbonyl)-amino]-acetic acid.

10 **[0061]** In certain embodiments, compounds of the invention are isoquinoline-3-carboxamides. In one embodiment, the compound is selected from a compound of the Formula Ib wherein

A is -CR<sup>5</sup>R<sup>6</sup>-, and R<sup>5</sup> and R<sup>6</sup> are each independently selected from the group consisting of hydrogen, (C<sub>1</sub>-C<sub>6</sub>)-alkyl, (C<sub>3</sub>-C<sub>7</sub>)-cycloalkyl, aryl, or a substituent of the  $\alpha$ -carbon atom of an  $\alpha$ -amino acid, wherein the amino acid is a natural L-amino acid or its D-isomer;

15 B is -CO<sub>2</sub>H or a CO<sub>2</sub>-G carboxyl radical, where G is a radical of an alcohol G-OH in which G is selected from the group consisting of (C<sub>1</sub>-C<sub>20</sub>)-alkyl radical, (C<sub>3</sub>-C<sub>8</sub>) cycloalkyl radical, (C<sub>2</sub>-C<sub>20</sub>)-alkenyl radical, (C<sub>3</sub>-C<sub>8</sub>)-cycloalkenyl radical, retinyl radical, (C<sub>2</sub>-C<sub>20</sub>)-alkynyl radical, (C<sub>4</sub>-C<sub>20</sub>)-alkenynyl radical;

X is O;

20 Q is O;

R<sup>4</sup> is selected from the group consisting of hydrogen, (C<sub>1</sub>-C<sub>10</sub>)-alkyl, (C<sub>2</sub>-C<sub>10</sub>)-alkenyl, (C<sub>2</sub>-C<sub>10</sub>)-alkynyl, wherein alkenyl or alkynyl contains one or two C-C multiple bonds; unsubstituted fluoroalkyl radical of the formula -[CH<sub>2</sub>]<sub>x</sub>-C<sub>r</sub>H<sub>(2r+1-g)</sub>-F<sub>g</sub>, aryl, heteroaryl, and (C<sub>7</sub>-C<sub>11</sub>)-aralkyl;

25 R<sup>3</sup>, R<sup>16</sup>, R<sup>17</sup>, R<sup>18</sup> and R<sup>19</sup> are identical or different and are selected from the group consisting of hydrogen, hydroxyl, halogen, cyano, trifluoromethyl, nitro, carboxyl; (C<sub>1</sub>-C<sub>20</sub>)-alkyl, (C<sub>3</sub>-C<sub>8</sub>)-cycloalkyl, (C<sub>3</sub>-C<sub>8</sub>)-cycloalkoxy, (C<sub>6</sub>-C<sub>12</sub>)-aryl, (C<sub>7</sub>-C<sub>16</sub>)-aralkyl, (C<sub>7</sub>-C<sub>16</sub>)-aralkenyl, (C<sub>7</sub>-C<sub>16</sub>)-aralkynyl, (C<sub>2</sub>-C<sub>20</sub>)-alkenyl, (C<sub>2</sub>-C<sub>20</sub>)-alkynyl, (C<sub>1</sub>-C<sub>20</sub>)-alkoxy, (C<sub>2</sub>-C<sub>20</sub>)-alkenyloxy, (C<sub>2</sub>-C<sub>20</sub>)-alkynyloxy, retinyloxy, (C<sub>6</sub>-C<sub>12</sub>)-aryloxy, (C<sub>7</sub>-C<sub>16</sub>)-aralkyloxy, (C<sub>1</sub>-C<sub>16</sub>)-hydroxyalkyl, -O-[CH<sub>2</sub>]<sub>x</sub>C<sub>r</sub>H<sub>(2r+1-g)</sub>F<sub>g</sub>, -OCF<sub>2</sub>Cl, -OCF<sub>2</sub>-CHFCl, (C<sub>1</sub>-C<sub>20</sub>)-alkylcarbonyl, (C<sub>3</sub>-C<sub>8</sub>)-cycloalkylcarbonyl, (C<sub>6</sub>-C<sub>12</sub>)-arylcarbonyl, (C<sub>7</sub>-C<sub>16</sub>)-aralkylcarbonyl, cinnamoyl, (C<sub>2</sub>-C<sub>20</sub>)-alkenylcarbonyl, (C<sub>2</sub>-C<sub>20</sub>)-alkynylcarbonyl, (C<sub>1</sub>-C<sub>20</sub>)-alkoxycarbonyl, (C<sub>6</sub>-C<sub>12</sub>)-aryloxycarbonyl, (C<sub>7</sub>-C<sub>16</sub>)-aralkoxycarbonyl, (C<sub>3</sub>-C<sub>8</sub>)-cycloalkoxycarbonyl, (C<sub>2</sub>-C<sub>20</sub>)-alkenyloxycarbonyl, retinyloxycarbonyl, (C<sub>2</sub>-C<sub>20</sub>)-alkynyloxycarbonyl, (C<sub>1</sub>-C<sub>12</sub>)-alkylcarbonyloxy, (C<sub>3</sub>-C<sub>8</sub>)-cycloalkylcarbonyloxy, (C<sub>6</sub>-C<sub>12</sub>)-arylcarbonyloxy, (C<sub>7</sub>-C<sub>16</sub>)-aralkylcarbonyloxy, cinnamoyloxy, (C<sub>2</sub>-C<sub>12</sub>)-alkenylcarbonyloxy, (C<sub>2</sub>-C<sub>12</sub>)-alkynylcarbonyloxy, (C<sub>1</sub>-C<sub>12</sub>)-alkoxycarbonyloxy, (C<sub>6</sub>-C<sub>12</sub>)-aryloxycarbonyloxy, (C<sub>7</sub>-C<sub>16</sub>)-aralkyloxycarbonyloxy, (C<sub>3</sub>-C<sub>8</sub>)-cycloalkoxycarbonyloxy, (C<sub>2</sub>-C<sub>12</sub>)-alkenyloxycarbonyloxy, (C<sub>2</sub>-C<sub>12</sub>)-alkynyloxycarbonyloxy, carbamoyl, N-(C<sub>1</sub>-C<sub>12</sub>)-alkylcarbamoyl, N,N-di-(C<sub>1</sub>-C<sub>12</sub>)-alkylcarbamoyl, N-(C<sub>3</sub>-C<sub>8</sub>)-cycloalkylcarbamoyl, N,N-dicyclo-(C<sub>3</sub>-C<sub>8</sub>)-alkylcarbamoyl, N-(C<sub>1</sub>-C<sub>10</sub>)-alkyl-N-(C<sub>3</sub>-C<sub>8</sub>)-cycloalkylcarbamoyl, N-((C<sub>3</sub>-C<sub>8</sub>)-cycloalkyl-(C<sub>1</sub>-C<sub>6</sub>)-alkyl)-carbamoyl, N-(+)-dehydroabietylcarbamoyl, N-(C<sub>1</sub>-C<sub>6</sub>)-alkyl-N-(+)-dehydroabietylcarbamoyl, N-(C<sub>6</sub>-C<sub>12</sub>)-arylcarbamoyl, N-(C<sub>7</sub>-C<sub>16</sub>)-aralkylcarbamoyl, N-(C<sub>1</sub>-C<sub>10</sub>)-alkyl-N-(C<sub>6</sub>-C<sub>16</sub>)-arylcarbamoyl, N-(C<sub>1</sub>-C<sub>10</sub>)-alkyl-N-(C<sub>7</sub>-C<sub>16</sub>)-aralkylcarbamoyl, carbamoyloxy, N-(C<sub>1</sub>-C<sub>12</sub>)-alkylcarbamoyloxy, N,N-di-(C<sub>1</sub>-C<sub>12</sub>)-alkylcarbamoyloxy, N-(C<sub>3</sub>-C<sub>8</sub>)-cycloalkylcarbamoyloxy, N-(C<sub>6</sub>-C<sub>12</sub>)-arylcarbamoyloxy, N-(C<sub>7</sub>-C<sub>16</sub>)-aralkylcarbamoyloxy, N-(C<sub>1</sub>-C<sub>10</sub>)-alkyl-N-(C<sub>6</sub>-C<sub>12</sub>)-arylcarbamoyloxy, N-(C<sub>1</sub>-C<sub>10</sub>)-alkyl-N-(C<sub>7</sub>-C<sub>16</sub>)-aralkylcarbamoyloxy, N-((C<sub>1</sub>-C<sub>10</sub>)-alkyl)-carbamoyloxy, N-(C<sub>1</sub>-C<sub>10</sub>)-alkyl-N-((C<sub>7</sub>-C<sub>16</sub>)-aralkyloxy-(C<sub>1</sub>-C<sub>10</sub>)-alkyl)-carbamoyloxyamino, (C<sub>1</sub>-C<sub>12</sub>)-alkylamino, di-(C<sub>1</sub>-C<sub>12</sub>)-alkylamino, (C<sub>3</sub>-C<sub>8</sub>)-cycloalkylamino, (C<sub>3</sub>-C<sub>12</sub>)-alkenylamino, (C<sub>3</sub>-C<sub>12</sub>)-alkynylamino, N-(C<sub>6</sub>-C<sub>12</sub>)-arylamino, N-(C<sub>7</sub>-C<sub>11</sub>)-aralkylamino, N-alkyl-aralkylamino, N-alkyl-arylamino, (C<sub>1</sub>-C<sub>12</sub>)-alkoxyamino, (C<sub>1</sub>-C<sub>12</sub>)-alkoxy-N-(C<sub>1</sub>-C<sub>10</sub>)-alkylamino, (C<sub>1</sub>-C<sub>12</sub>)-alkanoylamino, (C<sub>3</sub>-C<sub>8</sub>)-cycloalkanoylamino, (C<sub>6</sub>-C<sub>12</sub>)-aroylamino, (C<sub>7</sub>-C<sub>16</sub>)-aralkanoylamino, (C<sub>1</sub>-C<sub>12</sub>)-alkanoyl-N-(C<sub>1</sub>-C<sub>10</sub>)-alkylamino, (C<sub>3</sub>-C<sub>8</sub>)-cycloalkanoyl-N-(C<sub>1</sub>-C<sub>10</sub>)-alkylamino, (C<sub>6</sub>-C<sub>12</sub>)-aroyl-N-(C<sub>1</sub>-C<sub>10</sub>)-alkylamino, (C<sub>7</sub>-C<sub>11</sub>)-aralkanoyl-N-(C<sub>1</sub>-C<sub>10</sub>)-alkylamino, amino-(C<sub>1</sub>-C<sub>10</sub>)-alkyl, (C<sub>1</sub>-C<sub>20</sub>)-alkylmercapto, (C<sub>1</sub>-C<sub>20</sub>)-alkylsulfanyl, (C<sub>1</sub>-C<sub>20</sub>)-alkylsulfonyl, (C<sub>6</sub>-C<sub>12</sub>)-arylmercapto, (C<sub>6</sub>-C<sub>12</sub>)-arylsulfanyl, (C<sub>6</sub>-C<sub>12</sub>)-arylsulfonyl, (C<sub>7</sub>-C<sub>16</sub>)-aralkylmercapto, (C<sub>7</sub>-C<sub>16</sub>)-aralkylsulfanyl, (C<sub>7</sub>-C<sub>16</sub>)-aralkylsulfonyl, sulfamoyl, N-(C<sub>1</sub>-C<sub>10</sub>)-alkylsulfamoyl, N,N-di-(C<sub>1</sub>-C<sub>10</sub>)-alkylsulfamoyl, (C<sub>3</sub>-C<sub>8</sub>)-

cycloalkylsulfamoyl, N-(C<sub>6</sub>-C<sub>12</sub>)-arylsulfamoyl, N-(C<sub>7</sub>-C<sub>16</sub>)-aralkylsulfamoyl, N-(C<sub>1</sub>-C<sub>10</sub>)-alkyl-N-(C<sub>6</sub>-C<sub>12</sub>)-arylsulfamoyl, N-(C<sub>1</sub>-C<sub>10</sub>)-alkyl-N-(C<sub>7</sub>-C<sub>16</sub>)-aralkylsulfamoyl, (C<sub>1</sub>-C<sub>10</sub>)-alkylsulfonamido, (C<sub>7</sub>-C<sub>16</sub>)-aralkylsulfonamido, and N-((C<sub>1</sub>-C<sub>10</sub>)-alkyl-(C<sub>7</sub>-C<sub>16</sub>)-aralkylsulfonamido; where an aryl radical may be substituted by 1 to 5 substituents selected from hydroxyl, halogen, cyano, trifluoromethyl, nitro, carboxyl, (C<sub>2</sub>-C<sub>16</sub>)-alkyl, (C<sub>3</sub>-C<sub>8</sub>)-cycloalkyl, (C<sub>3</sub>-C<sub>8</sub>)-cycloalkoxy, (C<sub>6</sub>-C<sub>12</sub>)-aryl, (C<sub>7</sub>-C<sub>16</sub>)-aralkyl, (C<sub>2</sub>-C<sub>16</sub>)-alkenyl, (C<sub>2</sub>-C<sub>12</sub>)-alkynyl, (C<sub>1</sub>-C<sub>16</sub>)-alkoxy, (C<sub>1</sub>-C<sub>16</sub>)-alkenyloxy, (C<sub>6</sub>-C<sub>12</sub>)-aryloxy, (C<sub>7</sub>-C<sub>16</sub>)-aralkyloxy, (C<sub>1</sub>-C<sub>8</sub>)-hydroxyalkyl, -O-[CH<sub>2</sub>]<sub>x</sub>C<sub>f</sub>H<sub>(2f+1-g)</sub>F<sub>g</sub>, OCF<sub>2</sub>Cl, and -OCF<sub>2</sub>-CHFCl;

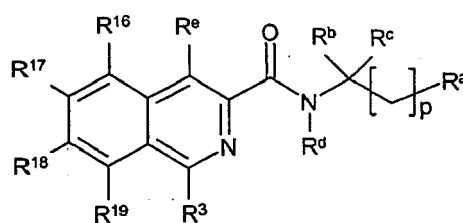
x is 0 to 3;

f is 1 to 8; and

g is 0 or 1 to (2f+1);

including the physiologically active salts, esters, and prodrugs derived therefrom.

**[0062]** In another embodiment, compounds of the invention are isoquinoline-3-carboxamides, such as disclosed in WO 2004/108681, represented by Formula Ie



(Ie)

wherein

p is zero or one;

R<sup>3</sup> is -COOH or -WR<sup>50</sup>; provided that when R<sup>a</sup> is -COOH then p is zero and when R<sup>a</sup> is -WR<sup>50</sup> then p is one;

W is selected from the group consisting of oxygen, -S(O)<sub>n</sub>- and -NR<sup>51</sup>- where n is zero, one or two, R<sup>51</sup> is selected from the group consisting of hydrogen, alkyl, substituted alkyl, acyl, aryl, substituted aryl, heteroaryl, substituted heteroaryl, heterocyclic and substituted heterocyclic and R<sup>50</sup> is selected from the group consisting of hydrogen, alkyl, substituted alkyl, aryl, substituted aryl, heteroaryl, substituted heteroaryl, heterocyclic and substituted heterocyclic, or when W is -NR<sup>9</sup>- then R<sup>50</sup> and R<sup>51</sup>, together with the nitrogen atom to which they are bound, can be joined to form a heterocyclic or a substituted heterocyclic group, provided that when W is -S(O)<sub>n</sub>- and n is one or two, then R<sup>50</sup> is not hydrogen;

R<sup>3</sup> is selected from the group consisting of hydrogen, alkyl, substituted alkyl, alkoxy, substituted alkoxy, amino, substituted amino, aminoacyl, aryl, substituted aryl, halo, heteroaryl, substituted heteroaryl, heterocyclic, substituted heterocyclic, and -XR<sup>60</sup> where X is oxygen, -S(O)<sub>n</sub>- or -NR<sup>70</sup>- where n is zero, one or two; R<sup>60</sup> is selected from the group consisting of alkyl, substituted alkyl, aryl, substituted aryl, heteroaryl, substituted heteroaryl, heterocyclic and substituted heterocyclic; and R<sup>70</sup> is hydrogen, alkyl or aryl; or, when X is -NR<sup>70</sup>-, then R<sup>60</sup> and R<sup>70</sup>, together with the nitrogen atom to which they are bound, can be joined to form a heterocyclic or substituted heterocyclic group;

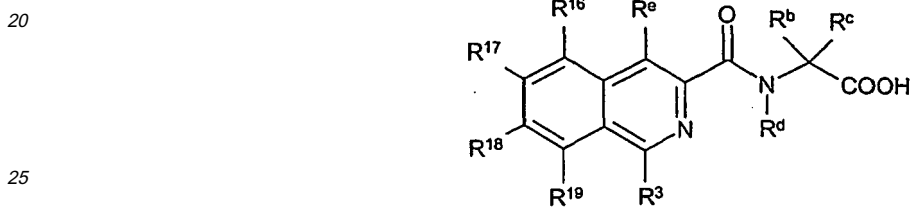
R<sup>17</sup> and R<sup>18</sup> are independently selected from the group consisting of hydrogen, alkyl, substituted alkyl, aryl, substituted aryl, heteroaryl, substituted heteroaryl, halo, hydroxy, cyano, -S(O)<sub>n</sub>-N(R<sup>80</sup>)-R<sup>80</sup> where n is 0, 1, or 2, -NR<sup>80</sup>C(O)NR<sup>80</sup>R<sup>80</sup>, -XR<sup>80</sup> where X is oxygen, -S(O)<sub>n</sub>- or -NR<sup>10</sup>- where n is zero, one or two, each R<sup>80</sup> is independently selected from the group consisting of hydrogen, alkyl, substituted alkyl, aryl, substituted aryl, cycloalkyl, substituted cycloalkyl, heteroaryl, substituted heteroaryl, heterocyclic and substituted heterocyclic provided that when X is -SO- or -SO<sub>2</sub>- then R<sup>80</sup> is not hydrogen, and R<sup>90</sup> is selected from the group consisting of hydrogen, alkyl, aryl, or R<sup>17</sup> R<sup>18</sup> together with the carbon atom pendent thereto, form an aryl substituted aryl, heteroaryl, or substituted heteroaryl;

R<sup>16</sup> and R<sup>19</sup> are independently selected from the group consisting of hydrogen, halo, alkyl, substituted alkyl, alkoxy, substituted alkoxy, aryl, substituted aryl, heteroaryl, substituted heteroaryl and -XR<sup>60</sup> where X is oxygen, -S(O)<sub>n</sub>- or -NR<sup>70</sup>- where n is zero, one or two, R<sup>60</sup> is selected from the group consisting of alkyl,

substituted alkyl, aryl, substituted aryl, heteroaryl, substituted heteroaryl, heterocyclic and substituted heterocyclic, and  $R^{70}$  is hydrogen, alkyl or aryl or, when X is  $-NR^{70}-$ , then  $R^{70}$  and  $R^{60}$ , together with the nitrogen atom to which they are bound, can be joined to form a heterocyclic or substituted heterocyclic group;

- 5  $R^b$  is selected from the group consisting of hydrogen, deuterium and methyl;  
 $R^c$  is selected from the group consisting of hydrogen, deuterium, alkyl and substituted alkyl; alternatively,  $R^b$  and  $R^c$  and the carbon pendent thereto can be joined to form cycloalkyl, substituted cycloalkyl, heterocyclic or substituted heterocyclic group;  
 $R^d$  is selected from the group consisting of hydrogen and alkyl or  $R^d$  together with  $R^c$  and the nitrogen pendent thereto can be joined to form a heterocyclic or substituted heterocyclic group; and  
 10  $R^e$  is selected from the group consisting of hydroxy, alkoxy, substituted alkoxy, acyloxy, cycloalkoxy, substituted cycloalkoxy, aryloxy, substituted aryloxy, heteroaryloxy, substituted heteroaryloxy, aryl,  $-S(O)_n-R^{95}$  wherein  $R^{95}$  is selected from the group consisting of alkyl, substituted alkyl, cycloalkyl, substituted cycloalkyl, aryl, substituted aryl, heteroaryl and substituted heteroaryl and n is zero, one or two;  
 15 and pharmaceutically acceptable salts, esters, and prodrugs thereof.

**[0063]** In one embodiment, the compounds of Formula Ie are represented by Formula Ie(i)



(Ie(i))

30 wherein  $R^3$ ,  $R^{16}$ ,  $R^{17}$ ,  $R^{18}$ ,  $R^{19}$ ,  $R^b$ ,  $R^c$ ,  $R^d$ , and  $R^e$  are as defined above in the discussion for Formula Ie; and pharmaceutically acceptable salts, esters, and prodrugs thereof.

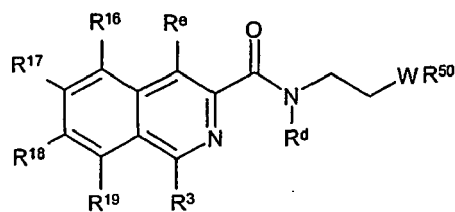
**[0064]** In particular embodiments, the invention is directed to compounds of Formula Ie(i) wherein

- 35  $R^3$  is selected from the group consisting of hydrogen, alkyl, substituted alkyl, alkoxy, substituted alkoxy, aryl, substituted aryl, halo, heteroaryl, substituted heteroaryl, heterocyclic, substituted heterocyclic, and  $-XR^{60}$  where X is oxygen,  $-S(O)_n-$  or  $-NR^{70}-$  where n is zero, one or two,  $R^{60}$  is selected from the group consisting of alkyl, substituted alkyl, aryl, substituted aryl, heteroaryl, substituted heteroaryl, heterocyclic and substituted heterocyclic, and  $R^{70}$  is hydrogen, alkyl or aryl;  
 $R^{17}$  and  $R^{18}$  are independently selected from the group consisting of hydrogen, alkyl, substituted alkyl, alkoxy, substituted alkoxy, aryl, substituted aryl, heteroaryl, substituted heteroaryl, halo, hydroxy, cyano,  $-XR^{80}$   
 40 where X is oxygen,  $-S(O)_n-$  or  $-NR^{90}-$  where n is zero, one or two,  $R^{80}$  is selected from the group consisting of alkyl, substituted alkyl, aryl, substituted aryl, heteroaryl, substituted heteroaryl, heterocyclic and substituted heterocyclic, and  $R^{90}$  is hydrogen, alkyl or aryl;  
 $R^{16}$  and  $R^{19}$  are independently selected from the group consisting of hydrogen, halo, alkyl, substituted alkyl, alkoxy, substituted alkoxy, aryl, substituted aryl, heteroaryl, substituted heteroaryl and  $-XR^{60}$  where X is oxygen,  
 45  $-S(O)_n-$  or  $-NR^{70}-$  where n is zero, one or two,  $R^{60}$  is selected from the group consisting of alkyl, substituted alkyl, aryl, substituted aryl, heteroaryl, substituted heteroaryl, heterocyclic and substituted heterocyclic, and  $R^{70}$  is hydrogen, alkyl or aryl;  
 $R^b$  is selected from the group consisting of hydrogen and methyl;  
 $R^c$  is selected from the group consisting of alkyl and substituted alkyl; or  $R^a$  and  $R^b$  may be joined to form a cycloalkyl, substituted cycloalkyl, heterocyclic or substituted heterocyclic; and  
 $R^d$  is selected from the group consisting of hydrogen and alkyl or  $R^d$  together with  $R^c$  and the nitrogen pendent thereto forms a heterocyclic or substituted heterocyclic group; and  
 $R^c$  is hydroxy;

55 and pharmaceutically acceptable salts, esters, and prodrugs thereof.

**[0065]** In another embodiment, the compounds of Formula Ie are represented by the Formula Ie(ii)

EP 1 919 463 B9



(Ie(ii))

wherein R<sup>3</sup>, R<sup>16</sup>, R<sup>17</sup>, R<sup>18</sup>, R<sup>19</sup>, R<sup>d</sup>, R<sup>e</sup>, and WR<sup>50</sup> are as defined above in the discussion for Formula Ie; and pharmaceutically acceptable salts, esters, and prodrugs thereof.

**[0066]** In particular embodiments, the invention is directed to compounds of Formula Ie(ii) wherein

W is selected from the group consisting of oxygen, -S(O)<sub>n</sub>- and -NR<sup>51</sup>- where n is zero, one or two, R<sup>51</sup> is selected from the group consisting of hydrogen, alkyl, substituted alkyl, acyl, aryl, substituted aryl, heteroaryl, substituted heteroaryl, heterocyclic and substituted heterocyclic;

R<sup>50</sup> is selected from the group consisting of hydrogen, alkyl, substituted alkyl, aryl, substituted aryl, heteroaryl, substituted heteroaryl, heterocyclic and substituted heterocyclic;

R<sup>d</sup> is selected from hydrogen and alkyl;

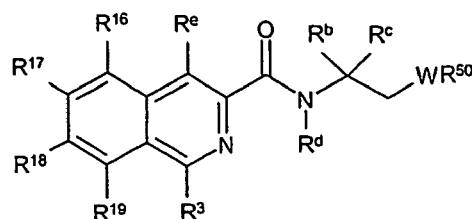
R<sup>c</sup> is hydroxy;

R<sup>17</sup> and R<sup>18</sup> are independently selected from the group consisting of hydrogen, alkyl, substituted alkyl, alkoxy, substituted alkoxy, aryl, substituted aryl, heteroaryl, substituted heteroaryl, halo, hydroxy, cyano, -XR<sup>80</sup> where X is oxygen, -S(O)<sub>n</sub>- or -NR<sup>90</sup>- where n is zero, one or two, R<sup>80</sup> is selected from the group consisting of alkyl, substituted alkyl, aryl, substituted aryl, heteroaryl, substituted heteroaryl, heterocyclic and substituted heterocyclic, and R<sup>90</sup> is hydrogen, alkyl or aryl; and

R<sup>16</sup> and R<sup>19</sup> are independently selected from the group consisting of hydrogen, halo, alkyl, substituted alkyl, alkoxy, substituted alkoxy, aryl, substituted aryl, heteroaryl, substituted heteroaryl and -XR<sup>60</sup> where X is oxygen, -S(O)<sub>n</sub>- or -NR<sup>70</sup>- where n is zero, one or two, R<sup>60</sup> is selected from the group consisting of alkyl, substituted alkyl, aryl, substituted aryl, heteroaryl, substituted heteroaryl, heterocyclic and substituted heterocyclic, and R<sup>70</sup> is hydrogen, alkyl or aryl;

and pharmaceutically acceptable salts, esters, and prodrugs thereof.

**[0067]** In another embodiment, the compounds of Formula Ie are represented by the Formula Ie(iii)



(Ie(iii))

wherein R<sup>3</sup>, R<sup>16</sup>, R<sup>17</sup>, R<sup>18</sup>, R<sup>19</sup>, R<sup>b</sup>, R<sup>c</sup>, R<sup>d</sup>, R<sup>e</sup>, and WR<sup>50</sup> are as defined above in the discussion for Formula Ie; and pharmaceutically acceptable salts, esters, and prodrugs thereof.

**[0068]** In particular embodiments, the invention is directed to compounds of Formula Ie(iii) wherein

W is selected from the group consisting of oxygen, -S(O)<sub>n</sub>- and -NR<sup>51</sup>- where n is zero, one or two, R<sup>51</sup> is selected from the group consisting of hydrogen, alkyl, substituted alkyl, aryl, substituted aryl, heteroaryl, substituted heteroaryl, heterocyclic and substituted heterocyclic;

R<sup>50</sup> is selected from the group consisting of hydrogen, alkyl, substituted alkyl, aryl, substituted aryl, heteroaryl, substituted heteroaryl, heterocyclic and substituted heterocyclic;

R<sup>3</sup> is selected from the group consisting of hydrogen, alkyl, substituted alkyl, alkoxy, substituted alkoxy,

aryl, substituted aryl, halo, heteroaryl, substituted heteroaryl, heterocyclic, substituted heterocyclic, and  $-XP^{60}$  where X is oxygen,  $-S(O)_n-$  or  $-NR^{70}-$  where n is zero, one or two,  $R^{60}$  is selected from the group consisting of alkyl, substituted alkyl, aryl, substituted aryl, heteroaryl, substituted heteroaryl, heterocyclic and substituted heterocyclic, and  $R^{70}$  is hydrogen, alkyl, or aryl;

5  $R^{17}$  and  $R^{18}$  are independently selected from the group consisting of hydrogen, alkyl, substituted alkyl, alkoxy, substituted alkoxy, aryl, substituted aryl, heteroaryl, substituted heteroaryl, halo, hydroxy, cyano,  $-XR^{80}$  where X is oxygen,  $-S(O)_n-$  or  $-NR^{10}-$  where n is zero, one or two,  $R^{80}$  is selected from the group consisting of alkyl, substituted alkyl, aryl, substituted aryl, heteroaryl, substituted heteroaryl, heterocyclic and substituted heterocyclic, and  $R^{90}$  is hydrogen, alkyl, or aryl;

10  $R^{16}$  and  $R^{19}$  are independently selected from the group consisting of hydrogen, halo, alkyl, substituted alkyl, alkoxy, substituted alkoxy, aryl, substituted aryl, heteroaryl, substituted heteroaryl and  $-XR^{10}$  where X is oxygen,  $-S(O)_n-$  or  $-NR^{70}-$  where n is zero, one or two,  $R^{60}$  is selected from the group consisting of alkyl, substituted alkyl, aryl, substituted aryl, heteroaryl, substituted heteroaryl, heterocyclic and substituted heterocyclic, and  $R^{70}$  is hydrogen, alkyl, or aryl;

15  $R^b$  is selected from the group consisting of hydrogen and methyl;

$R^c$  is selected from the group consisting of alkyl and substituted alkyl; or  $R^b$  and  $R^c$  can be joined to form cycloalkyl, substituted cycloalkyl, heterocyclic or substituted heterocyclic

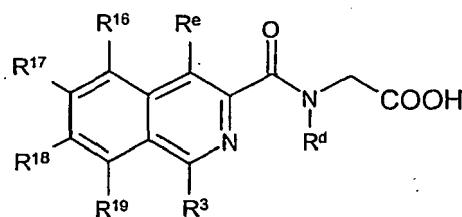
$R^d$  is selected from the group consisting of hydrogen and alkyl or  $R^d$  together with  $R^c$  and the nitrogen pendent thereto forms a heterocyclic or substituted heterocyclic group; and

20  $R^e$  is hydroxy;

and pharmaceutically acceptable salts, esters, and prodrugs thereof.

[0069] In another embodiment, the compounds of Formula Ie are represented by the Formula Ie(iv)

25



30

(Ie(iv))

35

wherein  $R^3$ ,  $R^{16}$ ,  $R^{17}$ ,  $R^{18}$ ,  $R^{19}$ ,  $R^d$ , and  $R^e$  are as defined above in the discussion for Formula Ie; and pharmaceutically acceptable salts, esters, and prodrugs thereof.

[0070] In one particular embodiment, the invention is directed to compounds of Formula Ie(iv) wherein

40  $R^d$  is selected from hydrogen and alkyl;

$R^e$  is hydroxy;

$R^3$  is selected from the group consisting of hydrogen, alkyl, substituted alkyl, alkoxy, substituted alkoxy, aryl, substituted aryl, halo, heteroaryl, substituted heteroaryl, heterocyclic, substituted heterocyclic, and  $-XR^{60}$  where X is oxygen,  $-S(O)_n-$  or  $-NR^{70}-$  where n is zero, one or two,  $R^{60}$  is selected from the group consisting of alkyl, substituted alkyl, aryl, substituted aryl, heteroaryl, substituted heteroaryl, heterocyclic and substituted heterocyclic, and  $R^{70}$  is hydrogen, alkyl or aryl;

45

$R^{17}$  and  $R^{18}$  are independently selected from the group consisting of hydrogen, alkyl, substituted alkyl, aryl, substituted aryl, heteroaryl, substituted heteroaryl, halo, hydroxy, cyano,  $-XR^{80}$  where X is oxygen,  $-S(O)_n-$  or  $-NR^{90}-$  where n is zero, one or two,  $R^{80}$  is selected from the group consisting of alkyl, substituted alkyl, aryl, substituted aryl, heteroaryl, substituted heteroaryl, heterocyclic and substituted heterocyclic, and  $R^{90}$  is hydrogen, alkyl or aryl; and

50

$R^{16}$  and  $R^{19}$  are independently selected from the group consisting of hydrogen, halo, alkyl, substituted alkyl, alkoxy, substituted alkoxy, aryl, substituted aryl, heteroaryl, substituted heteroaryl and  $-XR^{60}$  where X is oxygen,  $-S(O)_n-$  or  $-NR^{70}-$  where n is zero, one or two,  $R^{60}$  is selected from the group consisting of alkyl, substituted alkyl, aryl, substituted aryl,

55

heteroaryl, substituted heteroaryl, heterocyclic and substituted heterocyclic, and  $R^{70}$  is hydrogen, alkyl or aryl; and pharmaceutically acceptable salts, esters, and prodrugs thereof.

**[0071]** In certain embodiments of compounds of Formula Ie including, but not limited to, certain compounds of Formulae Ie(i), Ie(ii), Ie(iii), and Ie(iv), R<sup>3</sup> is selected from the group consisting of hydrogen, alkyl, substituted alkyl, halo, alkoxy, aryloxy, substituted aryloxy, substituted aryl, alkylthio, aminoacyl, aryl, substituted amino, heteroaryl, heteroaryloxy, -S(O)<sub>n</sub>-aryl, -S(O)<sub>n</sub>-substituted aryl, -S(O)<sub>n</sub>-heteroaryl, and -S(O)<sub>n</sub>-substituted heteroaryl, where n is zero, one or two. In particular embodiments, R<sup>3</sup> is selected from the group consisting of (3-methoxyphenyl)sulfanyl; (4-chlorophenyl)sulfanyl; (4-methylphenyl)sulfanyl; 2-fluorophenoxy; 2-methoxyphenoxy; (2-methoxyphenyl)sulfanyl 3-fluorophenoxy; 3-methoxyphenoxy; 4-(methylcarbonylamino)phenoxy; 4-(methylsulfonamido)phenoxy; 4-fluorophenoxy; 4-methoxyphenoxy; 4-methoxyphenylsulfanyl; 4-methylphenyl; bromo; chloro; dimethylaminomethyl; ethoxy; ethylsulfanyl; hydrogen; isopropyl; methoxy; methoxymethyl; methyl; N,N-dimethylaminocarbonyl; naphth-2-yloxy; naphthylsulfanyl; phenoxy; phenyl; phenylamino; phenylsulfanyl; phenylsulfanyl; pyridin-2-yloxy; pyridin-2-yl; and pyridin-2-ylsulfanyl.

**[0072]** In certain embodiments of compounds of Formula Ie including, but not limited to, certain compounds of Formulae Ie(i), Ie(ii), Ie(iii), and Ie(iv), R<sup>16</sup> is hydrogen or phenyl.

**[0073]** In certain embodiments of compounds of Formula Ie including, but not limited to, certain compounds of Formulae Ie(i), Ie(ii), Ie(iii), and Ie(iv), R<sup>17</sup> is selected from the group consisting of: substituted aryloxy, substituted alkoxy, alkoxy, substituted alkyl, alkyl, amino, cycloalkyloxy, hydrogen, halo, aryl, -S(O)<sub>n</sub>-aryl, -S(O)<sub>n</sub>-substituted aryl, -S(O)<sub>n</sub>-heteroaryl, and -S(O)<sub>n</sub>-substituted heteroaryl, where n is zero, one or two, aminocarbonylamino, and heteroaryloxy. In particular embodiments, R<sup>17</sup> is selected from the group consisting of amino; (4-methyl)phenyl-sulfonylamino; 3,4-difluorophenoxy; 3,5-difluorophenoxy; 3-fluoro-5-methoxy-phenoxy; 3-chloro-4-fluorophenoxy 4-CF<sub>3</sub>-O-phenoxy; 3,4-CF<sub>3</sub>-phenoxy; 4-chlorophenoxy; 4-fluorophenoxy; 4-(4-fluorophenoxy)phenoxy; 4-methoxyphenoxy; benzyloxy; bromo; butoxy; CF<sub>3</sub>; chloro; cyclohexyloxy; hydrogen; iodo; isopropoxy; phenoxy; phenyl; phenylsulfanyl; phenylsulfonyl; phenylsulfanyl; phenylurea; pyridin-1-ylsulfanyl; pyridin-3-yloxy; and pyridin-4-ylsulfanyl.

**[0074]** In certain embodiments of compounds of Formula Ie including, but not limited to, certain compounds of Formulae Ie(i), Ie(ii), Ie(iii), and Ie(iv), R<sup>18</sup> is selected from the group, consisting of substituted amino, aryloxy, substituted aryloxy, alkoxy, substituted alkoxy, halo, hydrogen, alkyl, substituted alkyl, aryl, -S(O)<sub>n</sub>-aryl, -S(O)<sub>n</sub>-substituted aryl, -S(O)<sub>n</sub>-cycloalkyl, where n is zero, one or two, aminocarbonylamino, heteroaryloxy, and cycloalkyloxy. In particular embodiments, R<sup>18</sup> is selected from the group consisting of (4-methoxy)phenylsulfonylamino; 2,6-dimethylphenoxy; 3,4-difluorophenoxy; 3,5-difluorophenoxy; 3-chloro-4-fluorophenoxy; 3-methoxy-4-fluorophenoxy; 3-methoxy-5-fluorophenoxy; 4-(methylsulfonamido)phenoxy; 4-(phenylsulfonamido)phenoxy; 4-CF<sub>3</sub>-O-phenoxy; 4-CF<sub>3</sub>-phenoxy; 4-chlorophenoxy; 4-fluorophenoxy; 4-(4-fluorophenoxy)phenoxy; 4-methoxyphenoxy; 4-nitrophenoxy; benzyloxy; bromo; butoxy; CF<sub>3</sub>; chloro; cyclohexyloxy; cyclohexylsulfanyl; cyclohexylsulfonyl; fluoro; hydrogen; iodo; isopropoxy; methyl; phenoxy; phenyl; phenylsulfanyl; phenylsulfanyl; phenylsulfonyl; phenylurea; pyridin-1-ylsulfanyl; pyridin-3-yloxy; and pyridin-4-ylsulfanyl.

**[0075]** Alternatively, R<sup>17</sup> and R<sup>18</sup>, combined with the carbon atoms pendent thereto, are joined to form an aryl group. In a particular embodiment, the aryl group is phenyl.

**[0076]** In certain embodiments of compounds of Formula Ie including, but not limited to, certain compounds of Formulae Ie(i), Ie(ii), Ie(iii), and Ie(iv), R<sup>19</sup> is selected from the group consisting of: substituted arylthio, halo, hydrogen, substituted alkyl and aryl. In particular embodiments, R<sup>19</sup> is selected from the group consisting of 4-chlorophenyl sulfanyl; chloro; hydrogen; methoxymethyl; and phenyl.

**[0077]** In certain embodiments of compounds of Formulae Ie, including but not limited to, certain compounds of Formulae Ie(i) and Ie(iii), R<sup>b</sup> is selected from the group consisting of hydrogen, deuterium, aryl and alkyl. In particular embodiments, R<sup>b</sup> is selected from the group consisting of phenyl, hydrogen, deuterium and methyl.

**[0078]** In certain embodiments of compounds of Formula Ie including, but not limited to certain compounds of Formulae Ie(i) and Ie(iii), R<sup>c</sup> is selected from the group consisting of preferably hydrogen, deuterium, alkyl, substituted alkyl, and substituted amino. In particular embodiments, R<sup>c</sup> is selected from the group consisting of 4-aminobutyl; 4-hydroxybenzyl; benzyl; carboxylmethyl; deuterium; hydroxymethyl; imidazol-4-ylmethyl; isopropyl; methyl; and propyl.

**[0079]** Alternatively, R<sup>b</sup>, R<sup>c</sup>, and the carbon atom pendent thereto join to form a cycloalkyl and more preferably cyclopropyl.

**[0080]** In certain embodiments of compounds of Formula Ie including, but not limited to, certain compounds of Formulae Ie(i) and Ie(iii), R<sup>d</sup> is hydrogen, alkyl or substituted alkyl. In particular embodiments, R<sup>d</sup> is hydrogen, methyl or carboxylmethyl (-CH<sub>2</sub>C(O)OH). Alternatively, R<sup>c</sup>, R<sup>d</sup>, and the carbon atom and nitrogen atom respectively pendent thereto join to form a heterocyclic group and more preferably pyrrolidinyl.

**[0081]** In certain embodiments of compounds of Formula Ie including, but not limited to, certain compounds of Formulae Ie(i), Ie(ii), Ie(iii) and Ie(iv), R<sup>e</sup> is selected from the group consisting of hydrogen, hydroxy, alkoxy, substituted alkoxy, cycloalkoxy, substituted cycloalkoxy, thiol, acyloxy and aryl. In particular embodiments, R<sup>e</sup> is selected from the group consisting of hydroxy; benzyloxy; ethoxy; thiol; methoxy; methylcarbonyloxy; and phenyl.

**[0082]** In certain embodiments of compounds of Formulae Ie including, but not limited to, certain compounds of Formulae Ie(ii) and Ie(iii), WR<sup>50</sup> is selected from the group consisting of amino, substituted amino, aminoacyl, hydroxy, and alkoxy. In particular embodiments, WR<sup>50</sup> is selected from the group consisting of amino; dimethylamino; hydroxy; methoxy; and methylcarbonylamino.

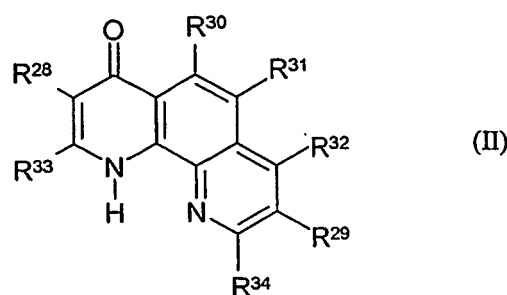
[0083] Isoquinoline-3-carboxamides of Formula Ib and Formula Ic include, but are not limited to, N-((1-chloro-4-hydroxy-7-(2-propyloxy) isoquinolin-3-yl)-carbonyl)-glycine, N-((1-chloro-4-hydroxy-6-(2-propyloxy) isoquinolin-3-yl)-carbonyl)-glycine, N-((1-chloro-4-hydroxy-isoquinoline-3-carbonyl)-amino)-acetic acid (Compound A); [(1-chloro-4-hydroxy-7-methoxy-isoquinoline-3-carbonyl)-amino]-acetic acid (Compound I), N-((1-chloro-4-hydroxy-6-methoxyisoquinolin-3-yl)-carbonyl)-glycine, N-((7-butyloxy)-1-chloro-4-hydroxyisoquinolin-3-yl)-carbonyl)-glycine, N-((6-benzyloxy-1-chloro-4-hydroxyisoquinoline-3-carbonyl)-amino)-acetic acid, ((7-benzyloxy-1-chloro-4-hydroxy-isoquinoline-3-carbonyl)-amino)-acetic acid methyl ester, N-((7-benzyloxy-1-chloro-4-hydroxy-isoquinoline-3-carbonyl)-amino)-acetic acid, N-((8-chloro-4-hydroxyisoquinolin-3-yl)-carbonyl)-glycine, N-((7-butoxy-4-hydroxy-isoquinoline-3-carbonyl)-amino)-acetic acid (M), [(1,7-dichloro-4-hydroxy-isoquinoline-3-carbonyl)-amino]-acetic acid, [(6,7-dichloro-4-hydroxy-isoquinoline-3-carbonyl)-amino]-acetic acid (compound J), {[4-hydroxy-1-(naphthalen-2-yloxy)-isoquinoline-3-carbonyl]-amino}-acetic acid, {[4-hydroxy-1-(4-methoxy-phenoxy)-isoquinoline-3-carbonyl]-amino}-acetic acid, {[4-hydroxy-1-(3-methoxy-phenoxy)-isoquinoline-3-carbonyl]-amino}-acetic acid, {[1-(3-fluoro-phenoxy)-4-hydroxyisoquinoline-3-carbonyl]-amino}-acetic acid, {[1-(4-fluoro-phenoxy)-4-hydroxy-isoquinoline-3-carbonyl]-amino}-acetic acid, {[1-(2-fluoro-phenoxy)-4-hydroxy-isoquinoline-3-carbonyl]-amino}-acetic acid, {[4-hydroxy-1-(2-methoxy-phenoxy)-isoquinoline-3-carbonyl]-amino}-acetic acid, [(4-hydroxy-1-phenylamino-isoquinoline-3-carbonyl)-amino]-acetic acid, [(1-chloro-4-methoxy-isoquinoline-3-carbonyl)-amino]-acetic acid, [(1-chloro-4-ethoxy-isoquinoline-3-carbonyl)-amino]-acetic acid, [(4-hydroxy-1-methoxy-isoquinoline-3-carbonyl)-amino]-acetic acid, [(1-ethoxy-4-hydroxy-isoquinoline-3-carbonyl)-amino]-acetic acid, [(4-hydroxy-1-phenyl-isoquinoline-3-carbonyl)-amino]-acetic acid, [(4-hydroxy-1-methyl-isoquinoline-3-carbonyl)-amino]-acetic acid, [(4-hydroxy-1-methoxymethyl-isoquinoline-3-carbonyl)-amino]-acetic acid, [(1-dimethylcarbamoyl-4-hydroxy-isoquinoline-3-carbonyl)-amino]-acetic acid, [(4-hydroxy-1-methyl-6-phenoxy-isoquinoline-3-carbonyl)-amino]-acetic acid, [(4-hydroxy-1-methyl-7-phenoxy-isoquinoline-3-carbonyl)-amino]-acetic acid (Compound D), [(4-benzyloxy-1-methyl-7-phenoxy-isoquinoline-3-carbonyl)-amino]-acetic acid, [(4-ethoxy-1-methyl-7-phenoxy-isoquinoline-3-carbonyl)-amino]-acetic acid, [(1-dimethylcarbamoyl-4-hydroxy-7-phenoxy-isoquinoline-3-carbonyl)-amino]-acetic acid, [(4-hydroxy-1-methoxymethyl-7-phenoxy-isoquinoline-3-carbonyl)-amino]-acetic acid, [(4-hydroxy-1-p-tolyl-isoquinoline-3-carbonyl)-amino]-acetic acid, [(7-(4-fluoro-phenoxy)-4-hydroxy-1-methyl-isoquinoline-3-carbonyl)-amino]-acetic acid, [(1-chloro-4-hydroxy-7-(4-methoxy-phenoxy)-isoquinoline-3-carbonyl)-amino]-acetic acid, [(4-hydroxy-7-(4-methoxy-phenoxy)-isoquinoline-3-carbonyl)-amino]-acetic acid (Compound C), [(1-chloro-4-hydroxy-6-(4-methoxy-phenoxy)-isoquinoline-3-carbonyl)-amino]-acetic acid, [(4-hydroxy-6-(4-methoxyphenoxy)-isoquinoline-3-carbonyl)-amino]-acetic acid, [(1-chloro-4-hydroxy-7-(4-trifluoromethyl-phenoxy)-isoquinoline-3-carbonyl)-amino]-acetic acid, [(4-hydroxy-7-(4-trifluoromethyl-phenoxy)-isoquinoline-3-carbonyl)-amino]-acetic acid, [(1-chloro-4-hydroxy-6-(4-trifluoromethyl-phenoxy)-isoquinoline-3-carbonyl)-amino]-acetic acid, [(4-hydroxy-6-(4-trifluoromethyl-phenoxy)-isoquinoline-3-carbonyl)-amino]-acetic acid, [(1-chloro-7-(4-fluoro-phenoxy)-4-hydroxy-isoquinoline-3-carbonyl)-amino]-acetic acid, [(7-(4-fluoro-phenoxy)-4-hydroxy-isoquinoline-3-carbonyl)-amino]-acetic acid (Compound E), [(1-chloro-6-(4-fluoro-phenoxy)-4-hydroxy-isoquinoline-3-carbonyl)-amino]-acetic acid, [(6-(4-fluoro-phenoxy)-4-hydroxy-isoquinoline-3-carbonyl)-amino]-acetic acid, [(7-benzenesulfinyl-4-hydroxy-isoquinoline-3-carbonyl)-amino]-acetic acid, [(7-benzenesulfonyl-4-hydroxy-isoquinoline-3-carbonyl)-amino]-acetic acid, [(6-benzenesulfinyl-4-hydroxy-isoquinoline-3-carbonyl)-amino]-acetic acid, [(6-benzenesulfonyl-4-hydroxy-isoquinoline-3-carbonyl)-amino]-acetic acid, [(4-hydroxy-7-(4-methoxy-benzenesulfonylamino)-isoquinoline-3-carbonyl)-amino]-acetic acid, [(4-hydroxy-1-phenylsulfanyl-isoquinoline-3-carbonyl)-amino]-acetic acid, [(1-(4-chloro-phenylsulfanyl)-4-hydroxy-isoquinoline-3-carbonyl)-amino]-acetic acid, [(4-hydroxy-1-p-tolylsulfanyl-isoquinoline-3-carbonyl)-amino]-acetic acid, [(4-hydroxy-1-(3-methoxy-phenylsulfanyl)-isoquinoline-3-carbonyl)-amino]-acetic acid, [(4-hydroxy-1-(2-methoxy-phenylsulfanyl)-isoquinoline-3-carbonyl)-amino]-acetic acid, [(4-hydroxy-1-(naphthalen-2-ylsulfanyl)-isoquinoline-3-carbonyl)-amino]-acetic acid, [(1-benzenesulfonyl-4-hydroxy-isoquinoline-3-carbonyl)-amino]-acetic acid, [(1-benzenesulfonyl-4-hydroxy-isoquinoline-3-carbonyl)-amino]-acetic acid, [(1-chloro-4-hydroxy-6,7-diphenoxy-isoquinoline-3-carbonyl)-amino]-acetic acid, [(4-Hydroxy-1,7-diphenoxy-isoquinoline-3-carbonyl)-amino]-acetic acid (Compound M), [(4-hydroxy-6,7-diphenoxy-isoquinoline-3-carbonyl)-amino]-acetic acid, [(4-hydroxy-7-(4-nitrophenoxy)-isoquinoline-3-carbonyl)-amino]-acetic acid, [(4-mercapto-7-phenoxy-isoquinoline-3-carbonyl)-amino]-acetic acid, [(4-mercapto-7-trifluoromethyl-isoquinoline-3-carbonyl)-amino]-acetic acid, [(7-(4-chloro-phenoxy)-4-hydroxy-isoquinoline-3-carbonyl)-amino]-acetic acid, [(6-(4-chlorophenoxy)-4-hydroxy-isoquinoline-3-carbonyl)-amino]-acetic acid, [(6-(3-fluoro-5-methoxy-phenoxy)-4-hydroxy-isoquinoline-3-carbonyl)-amino]-acetic acid, [(7-(3-fluoro-5-methoxy-phenoxy)-4-hydroxy-isoquinoline-3-carbonyl)-amino]-acetic acid, [(7-(3,4-difluoro-phenoxy)-4-hydroxy-isoquinoline-3-carbonyl)-amino]-acetic acid, [(6-(3,4-difluoro-phenoxy)-4-hydroxy-isoquinoline-3-carbonyl)-amino]-acetic acid, [(4-hydroxy-7-(4-trifluoromethoxy-phenoxy)-isoquinoline-3-carbonyl)-amino]-acetic acid, [(4-hydroxy-6-(4-trifluoromethoxy-phenoxy)-isoquinoline-3-carbonyl)-amino]-acetic acid, 2-(S)-[(7-(4-chloro-phenoxy)-4-hydroxy-isoquinoline-3-carbonyl)-amino]-propionic acid, 2-(S)-[(6-(4-chlorophenoxy)-4-hydroxy-isoquinoline-3-carbonyl)-amino]-propionic acid, 2-[(7-(3,4-difluoro-phenoxy)-4-hydroxy-isoquinoline-3-carbonyl)-amino]-propionic acid, 2-(S)-[(4-hydroxy-7-phenylsulfanyl-isoquinoline-3-carbonyl)-amino]-propionic acid (Compound L), 2-(R)-[(4-hydroxy-7-phenylsulfanyl-isoquinoline-3-carbonyl)-amino]-propionic acid, 2-(R)-[(4-hydroxy-7-phenoxy-isoquinoline-3-carbonyl)-amino]-propionic acid, (S)-2-[(4-Hydroxy-7-phenoxy-isoquinoline-3-carbonyl)-amino]-propionic

acid (Compound B), 2-(S)-{[4-hydroxy-7-(4-methoxy-phenoxy)-isoquinoline-3-carbonyl]-amino}-propionic acid, 2-(S)-[(7-benzenesulfonyl-4-hydroxy-isoquinoline-3-carbonyl)-amino]-propionic acid, (R)-2-[(4-hydroxy-1-methoxymethyl-7-phenoxy-isoquinoline-3-carbonyl)-amino]-propionic acid, (S)-2-[(4-hydroxy-1-methoxymethyl-7-phenoxy-isoquinoline-3-carbonyl)-amino]-propionic acid, (S)-2-[(4-mercapto-7-phenoxy-isoquinoline-3-carbonyl)-amino]-propionic acid, (S)-2-[[1-(4-chloro-phenylsulfanyl)-4-hydroxy-isoquinoline-3-carbonyl]-amino]-propionic acid, (R)-2-[[1-(4-chloro-phenylsulfanyl)-4-hydroxy-isoquinoline-3-carbonyl]-amino]-propionic acid, [(4-hydroxy-7-phenylsulfonyl-isoquinoline-3-carbonyl)-amino]-acetic acid (Compound N), [(4-hydroxy-6-phenylsulfanyl-isoquinoline-3-carbonyl)-amino]-acetic acid, [(1-chloro-4-hydroxy-7-phenylsulfanyl-isoquinoline-3-carbonyl)-amino]-acetic acid, [(1-chloro-4-hydroxy-6-phenylsulfanyl-isoquinoline-3-carbonyl)-amino]-acetic acid, [(1-bromo-4-hydroxy-7-phenylsulfanyl-isoquinoline-3-carbonyl)-amino]-acetic acid, [(1-bromo-4-hydroxy-6-phenylsulfanyl-isoquinoline-3-carbonyl)-amino]-acetic acid, [(4-hydroxy-7-phenoxy-isoquinoline-3-carbonyl)-amino]-acetic acid (Compound K), [(4-hydroxy-6-phenoxy-isoquinoline-3-carbonyl)-amino]-acetic acid, [(1-chloro-4-hydroxy-7-phenoxy-isoquinoline-3-carbonyl)-amino]-acetic acid, [(1-chloro-4-hydroxy-6-phenoxy-isoquinoline-3-carbonyl)-amino]-acetic acid, [(1-bromo-4-hydroxy-7-phenoxy-isoquinoline-3-carbonyl)-amino]-acetic acid, [(1-bromo-4-hydroxy-6-phenoxy-isoquinoline-3-carbonyl)-amino]-acetic acid, {[7-(2,6-dimethyl-phenoxy)-4-hydroxy-isoquinoline-3-carbonyl]-amino}-acetic acid, {[1-chloro-7-(2,6-dimethyl-phenoxy)-4-hydroxy-isoquinoline-3-carbonyl]-amino}-acetic acid, [(1-bromo-7-chloro-4-hydroxy-isoquinoline-3-carbonyl)-amino]-acetic acid, [(1-bromo-6-chloro-4-hydroxy-isoquinoline-3-carbonyl)-amino]-acetic acid, [(1-bromo-4-hydroxy-6-trifluoromethyl-isoquinoline-3-carbonyl)-amino]-acetic acid, [(4-hydroxy-1-phenoxy-isoquinoline-3-carbonyl)-amino]-acetic acid, [(1,7-dibromo-4-hydroxy-isoquinoline-3-carbonyl)-amino]-acetic acid, [(7-bromo-1-chloro-4-hydroxy-isoquinoline-3-carbonyl)-amino]-acetic acid, [(6-bromo-4-hydroxy-isoquinoline-3-carbonyl)-amino]-acetic acid, [(1-bromo-7-fluoro-4-hydroxy-isoquinoline-3-carbonyl)-amino]-acetic acid, [(7-fluoro-4-hydroxy-isoquinoline-3-carbonyl)-amino]-acetic acid, [(1-chloro-7-fluoro-4-hydroxy-isoquinoline-3-carbonyl)-amino]-acetic acid, [(1-bromo-4-hydroxy-isoquinoline-3-carbonyl)-amino]-acetic acid, [(4-hydroxy-6-phenyl-isoquinoline-3-carbonyl)-amino]-acetic acid, [(4-hydroxy-7-phenyl-isoquinoline-3-carbonyl)-amino]-acetic acid, [(1-chloro-4-hydroxy-6-phenyl-isoquinoline-3-carbonyl)-amino]-acetic acid, [(1-chloro-4-hydroxy-7-phenyl-isoquinoline-3-carbonyl)-amino]-acetic acid, [(1-bromo-4-hydroxy-6-phenyl-isoquinoline-3-carbonyl)-amino]-acetic acid, [(1-bromo-4-hydroxy-7-phenyl-isoquinoline-3-carbonyl)-amino]-acetic acid, [(4-hydroxy-5-phenyl-isoquinoline-3-carbonyl)-amino]-acetic acid, [(4-hydroxy-8-phenyl-isoquinoline-3-carbonyl)-amino]-acetic acid, [(1-chloro-4-hydroxy-5-phenyl-isoquinoline-3-carbonyl)-amino]-acetic acid, [(1-chloro-4-hydroxy-8-phenyl-isoquinoline-3-carbonyl)-amino]-acetic acid, [(1-bromo-4-hydroxy-5-phenyl-isoquinoline-3-carbonyl)-amino]-acetic acid, [(1-bromo-4-hydroxy-8-phenyl-isoquinoline-3-carbonyl)-amino]-acetic acid, [(1-ethylsulfanyl-4-hydroxy-isoquinoline-3-carbonyl)-amino]-acetic acid, {[4-hydroxy-1-(4-methoxy-phenylsulfanyl)-isoquinoline-3-carbonyl]-amino}-acetic acid, [(1-chloro-4-hydroxy-7-iodo-isoquinoline-3-carbonyl)-amino]-acetic acid, [(1-chloro-4-hydroxy-6-iodo-isoquinoline-3-carbonyl)-amino]-acetic acid, [(4-hydroxy-7-iodo-isoquinoline-3-carbonyl)-amino]-acetic acid, [(1-bromo-4-hydroxy-7-methyl-isoquinoline-3-carbonyl)-amino]-acetic acid, [(1-bromo-7-butoxy-4-hydroxy-isoquinoline-3-carbonyl)-amino]-acetic acid, [(1-bromo-6-butoxy-4-hydroxy-isoquinoline-3-carbonyl)-amino]-acetic acid, [carboxymethyl-(1-chloro-4-hydroxy-isoquinoline-3-carbonyl)-amino]-acetic acid; [carboxymethyl-(1-chloro-4-hydroxy-6-isopropoxy-isoquinoline-3-carbonyl)-amino]-acetic acid; 1-chloro-4-hydroxy-isoquinoline-3-carboxylic acid (2-aminoethyl)-amide (trifluoro-acetic acid salt); 1-chloro-4-hydroxy-isoquinoline-3-carboxylic acid (2-methoxy-ethyl)-amide; 1-chloro-4-hydroxy-isoquinoline-3-carboxylic acid (2-hydroxy-ethyl)-amide; 1-chloro-4-hydroxy-isoquinoline-3-carboxylic acid (2-dimethylamino-ethyl)-amide; 1-chloro-4-hydroxy-isoquinoline-3-carboxylic acid (2-acetyl-aminoethyl)-amide; 1-chloro-4-hydroxy-6-isopropoxy-isoquinoline-3-carboxylic acid (2-hydroxy-ethyl)-amide; 1-chloro-4-hydroxy-6-isopropoxy-isoquinoline-3-carboxylic acid (2-methoxy-ethyl)-amide; 1-chloro-4-hydroxy-6-isopropoxy-isoquinoline-3-carboxylic acid (2-amino-ethyl)-amide (trifluoro-acetic acid salt); 1-chloro-4-hydroxy-6-isopropoxy-isoquinoline-3-carboxylic acid (2-dimethylamino-ethyl)-amide; 1-chloro-4-hydroxy-7-isopropoxy-isoquinoline-3-carboxylic acid (2-aminoethyl)-amide (trifluoro-acetic acid salt); 1-chloro-4-hydroxy-7-isopropoxy-isoquinoline-3-carboxylic acid (2-methoxyethyl)-amide; 1-chloro-4-hydroxy-7-isopropoxy-isoquinoline-3-carboxylic acid (2-dimethylamino-ethyl)-amide; 1-chloro-4-hydroxy-7-isopropoxy-isoquinoline-3-carboxylic acid (2-hydroxy-ethyl)-amide; (R)-2-[(1-chloro-4-hydroxy-isoquinoline-3-carbonyl)-amino]-3-hydroxy-propionic acid, (S)-2-[(1-chloro-4-hydroxy-isoquinoline-3-carbonyl)-amino]-3-hydroxy-propionic acid, (R)-2-[(1-chloro-4-hydroxy-6-isopropoxy-isoquinoline-3-carbonyl)-amino]-3-hydroxy-propionic acid, (S)-2-[(1-chloro-4-hydroxy-6-isopropoxy-isoquinoline-3-carbonyl)-amino]-3-hydroxy-propionic acid, (R)-2-[(1-chloro-4-hydroxy-7-isopropoxy-isoquinoline-3-carbonyl)-amino]-3-hydroxy-propionic acid, (S)-2-[(1-chloro-4-hydroxy-7-isopropoxy-isoquinoline-3-carbonyl)-amino]-3-hydroxy-propionic acid, 2-[(1-chloro-4-hydroxy-isoquinoline-3-carbonyl)-amino]-2-methyl-propionic acid, 2-[(1-chloro-4-hydroxy-6-isopropoxy-isoquinoline-3-carbonyl)-amino]-2-methyl-propionic acid, (R)-2-[(1-chloro-4-hydroxy-isoquinoline-3-carbonyl)-amino]-3-(1h-imidazol-4-yl)-propionic acid (trifluoro-acetic acid salt), (S)-2-[(1-chloro-4-hydroxy-isoquinoline-3-carbonyl)-amino]-3-(1h-imidazol-4-yl)-propionic acid (trifluoro-acetic acid salt), (R)-2-[(1-chloro-4-hydroxy-isoquinoline-3-carbonyl)-amino]-3-methyl-butyrac acid, (S)-2-[(1-chloro-4-hydroxy-isoquinoline-3-carbonyl)-amino]-3-methyl-butyrac acid, (R)-2-[(1-chloro-4-hydroxy-6-isopropoxy-isoquinoline-

3-carbonyl)-amino]-3-methyl-butyric acid, (S)-2-[(1-chloro-4-hydroxy-6-isopropoxy-isoquinoline-3-carbonyl)-amino]-3-methyl-butyric acid, (R)-2-[(1-chloro-4-hydroxy-7-isopropoxy-isoquinoline-3-carbonyl)-amino]-3-methyl-butyric acid, (S)-2-[(1-chloro-4-hydroxy-7-isopropoxy-isoquinoline-3-carbonyl)-amino]-3-methyl-butyric acid, (S)-2-[(6-benzyloxy-1-chloro-4-hydroxy-isoquinoline-3-carbonyl)-amino]-3-methyl-butyric acid, (R)-2-[(1-chloro-4-hydroxy-isoquinoline-3-carbonyl)-amino]-3-phenyl-propionic acid, (S)-2-[(1-chloro-4-hydroxy-isoquinoline-3-carbonyl)-amino]-3-phenyl-propionic acid, (R)-2-[(1-chloro-4-hydroxy-6-isopropoxy-isoquinoline-3-carbonyl)-amino]-3-phenyl-propionic acid, (S)-2-[(1-chloro-4-hydroxy-6-isopropoxy-isoquinoline-3-carbonyl)-amino]-3-phenyl-propionic acid, (R)-2-[(1-chloro-4-hydroxy-7-isopropoxy-isoquinoline-3-carbonyl)-amino]-3-phenyl-propionic acid, (S)-2-[(1-chloro-4-hydroxy-7-isopropoxy-isoquinoline-3-carbonyl)-amino]-3-phenyl-propionic acid, (R)-2-[(1-chloro-4-hydroxy-7-isopropoxy-isoquinoline-3-carbonyl)-amino]-3-(4-hydroxyphenyl)-propionic acid, (S)-2-[(1-chloro-4-hydroxy-isoquinoline-3-carbonyl)-amino]-3-(4-hydroxyphenyl)-propionic acid, (R)-2-[(1-chloro-4-hydroxy-6-isopropoxy-isoquinoline-3-carbonyl)-amino]-3-(4-hydroxy-phenyl)-propionic acid, (S)-2-[(1-chloro-4-hydroxy-6-isopropoxy-isoquinoline-3-carbonyl)-amino]-3-(4-hydroxy-phenyl)-propionic acid, (R)-2-[(1-chloro-4-hydroxy-7-isopropoxy-isoquinoline-3-carbonyl)-amino]-3-(4-hydroxy-phenyl)-propionic acid, (S)-2-[(1-chloro-4-hydroxy-7-isopropoxy-isoquinoline-3-carbonyl)-amino]-3-(4-hydroxy-phenyl)-propionic acid, (R)-2-[(1-chloro-4-hydroxy-6-isopropoxy-isoquinoline-3-carbonyl)-amino]-pentanoic acid, (S)-2-[(1-chloro-4-hydroxy-6-isopropoxy-isoquinoline-3-carbonyl)-amino] pentanoic acid, (R)-1-(1-chloro-4-hydroxy-isoquinoline-3-carbonyl)-pyrrolidine-2-carboxylic acid, (S)-1-(1-chloro-4-hydroxy-isoquinoline-3-carbonyl)-pyrrolidine-2-carboxylic acid, (R)-1-(1-chloro-4-hydroxy-6-isopropoxy-isoquinoline-3-carbonyl)-pyrrolidine-2-carboxylic acid, (S)-1-(1-chloro-4-hydroxy-6-isopropoxy-isoquinoline-3-carbonyl)-pyrrolidine-2-carboxylic acid, (R)-6-amino-2-[(1-chloro-4-hydroxy-isoquinoline-3-carbonyl)-amino]-hexanoic acid (trifluoro-acetic acid salt), (S)-6-amino-2-[(1-chloro-4-hydroxy-isoquinoline-3-carbonyl)-amino]-hexanoic acid (trifluoro-acetic acid salt), (R)-6-amino-2-[(1-chloro-4-hydroxy-6-isopropoxy-isoquinoline-3-carbonyl)-amino]-hexanoic acid, trifluoroacetic acid salt, (S)-6-amino-2-[(1-chloro-4-hydroxy-6-isopropoxy-isoquinoline-3-carbonyl)-amino]-hexanoic acid (trifluoro-acetic acid salt), (R)-6-amino-2-[(1-chloro-4-hydroxy-7-isopropoxy-isoquinoline-3-carbonyl)-amino]-hexanoic acid, trifluoroacetic acid salt, (S)-6-amino-2-[(1-chloro-4-hydroxy-7-isopropoxy-isoquinoline-3-carbonyl)-amino]-hexanoic acid (trifluoro-acetic acid salt), (R)-2-[(1-chloro-4-hydroxy-isoquinoline-3-carbonyl)-amino]-succinic acid, (S)-2-[(1-chloro-4-hydroxy-isoquinoline-3-carbonyl)-amino]-succinic acid, (R)-2-[(1-chloro-4-hydroxy-6-isopropoxy-isoquinoline-3-carbonyl)-amino]-succinic acid, (S)-2-[(1-chloro-4-hydroxy-6-isopropoxy-isoquinoline-3-carbonyl)-amino]-succinic acid, (R)-2-[(1-chloro-4-hydroxy-7-isopropoxy-isoquinoline-3-carbonyl)-amino]-succinic acid, (R)-2-[(6-benzyloxy-1-chloro-4-hydroxy-isoquinoline-3-carbonyl)-amino]-propionic acid, (S)-2-[(7-benzyloxy-1-chloro-4-hydroxy-isoquinoline-3-carbonyl)-amino]-propionic acid, (R)-2-[(7-benzyloxy-1-chloro-4-hydroxy-isoquinoline-3-carbonyl)-amino]-propionic acid, (S)-2-[(1-chloro-4-hydroxy-isoquinoline-3-carbonyl)-amino]-propionic acid, (R)-2-[(1-chloro-4-hydroxy-isoquinoline-3-carbonyl)-amino]-propionic acid, (S)-2-[(6-isopropoxy-1-chloro-4-hydroxy-isoquinoline-3-carbonyl)-amino]-propionic acid, (R)-2-[(6-isopropoxy-1-chloro-4-hydroxy-isoquinoline-3-carbonyl)-amino]-propionic acid, (S)-2-[(7-isopropoxy-1-chloro-4-hydroxy-isoquinoline-3-carbonyl)-amino]-propionic acid, (R)-2-[(7-isopropoxy-1-chloro-4-hydroxy-isoquinoline-3-carbonyl)-amino] propionic acid, {[6-(3,5-difluoro-phenoxy)-4-hydroxy-isoquinoline-3-carbonyl]-amino}-acetic acid, {[6-(3,5-difluoro-phenoxy)-4-hydroxy-isoquinoline-3-carbonyl]-amino}-acetic acid, {[7-[4-(4-fluoro-phenoxy)-phenoxy]-4-hydroxy-isoquinoline-3-carbonyl]-amino}-acetic acid, {[6-[4-(4-fluoro-phenoxy)-phenoxy]-4-hydroxy-isoquinoline-3-carbonyl]-amino}-acetic acid, {[7-(3-chloro-4-fluoro-phenoxy)-4-hydroxy-isoquinoline-3-carbonyl]-amino}-acetic acid, {[6-(3-chloro-4-fluoro-phenoxy)-4-hydroxy-isoquinoline-3-carbonyl]-amino}-acetic acid, (8)-2-[[7-(3-fluoro-5-methoxy-phenoxy)-4-hydroxy-isoquinoline-3-carbonyl]-amino]-propionic acid, 2-(S)-[[7-(cyclohexyloxy-4-hydroxy-isoquinoline-3-carbonyl)-amino]-propionic acid, 2-(S)-[[7-(4-fluoro-phenoxy)-4-hydroxy-1-methyl-isoquinoline-3-carbonyl]-amino]-propionic acid, 2-(S)-[[7-(4-fluoro-phenoxy)-4-hydroxy-isoquinoline-3-carbonyl]-amino]-propionic acid, 2-(S)-[[4-hydroxy-1-methyl-7-phenylsulfanyl-isoquinoline-3-carbonyl)-amino]-propionic acid, 2-(S)-[[4-hydroxy-7-(4-trifluoromethyl-phenoxy)-isoquinoline-3-carbonyl)-amino]-propionic acid, {[7-(4-chloro-phenoxy)-4-hydroxy-1-methyl-isoquinoline-3-carbonyl]-amino}-acetic acid, {[6-(4-chloro-phenoxy)-4-hydroxy-1-methyl-isoquinoline-3-carbonyl]-amino}-acetic acid, {[7-(3,5-difluoro-phenoxy)-4-hydroxy-1-methyl-isoquinoline-3-carbonyl]-amino}-acetic acid, {[4-hydroxy-7-(4-methoxy-phenoxy)-1-methyl-isoquinoline-3-carbonyl]-amino}-acetic acid, {[4-hydroxy-6-(4-methoxy-phenoxy)-1-methyl-isoquinoline-3-carbonyl]-amino}-acetic acid, [(6-cyclohexyloxy-4-hydroxy-isoquinoline-3-carbonyl)-amino]-acetic acid, [(7-cyclohexyloxy-4-hydroxy-isoquinoline-3-carbonyl)-amino]-acetic acid, [(7-cyclohexyloxy-4-hydroxy-1-methyl-isoquinoline-3-carbonyl)-amino]-acetic acid, [(7-cyclohexylsulfanyl-4-hydroxy-isoquinoline-3-carbonyl)-amino]-acetic acid, [(7-cyclohexanesulfonyl-4-hydroxy-isoquinoline-3-carbonyl)-amino]-acetic acid, [(4-hydroxy-1-isobutyl-isoquinoline-3-carbonyl)-amino]-acetic acid, [(1-ethyl-4-hydroxy-7-phenoxy-isoquinoline-3-carbonyl)-amino]-acetic acid, [(1-dimethylaminomethyl-4-hydroxy-7-phenylsulfanyl-isoquinoline-3-carbonyl)-amino]-acetic acid, [(4-hydroxy-1-methyl-7-phenylsulfanyl-isoquinoline-3-carbonyl)-amino]-acetic acid, {[4-hydroxy-1-methyl-7-(4-trifluoromethyl-phenoxy)-isoquinoline-3-carbonyl]-amino}-acetic acid.

**[0084]** In certain aspects, compounds of the present invention include 4-oxo-[1,10]-phenanthrolines. Exemplary 4-oxo-[1,10]-phenanthrolines are disclosed in, e.g., International Publication No. WO 03/049686 and International Publi-

cation No. WO 03/053997, and include compounds of Formula II



15 where

R<sup>28</sup> is hydrogen, nitro, amino, cyano, halogen, (C<sub>1</sub>-C<sub>4</sub>)-alkyl, carboxy or a metabolically labile ester derivative thereof; (C<sub>1</sub>-C<sub>4</sub>)-alkylamino, di-(C<sub>1</sub>-C<sub>4</sub>)-alkylamino, (C<sub>1</sub>-C<sub>6</sub>)-alkoxycarbonyl, (C<sub>2</sub>-C<sub>4</sub>)-alkanoyl, hydroxy-(C<sub>1</sub>-C<sub>4</sub>)-alkyl, carbamoyl, N-(C<sub>1</sub>-C<sub>4</sub>)-alkylcarbamoyl, (C<sub>1</sub>-C<sub>4</sub>)-alkylthio, (C<sub>1</sub>-C<sub>4</sub>)-alkylsulfinyl, (C<sub>1</sub>-C<sub>4</sub>)-alkylsulfonyl, phenylthio, phenylsulfinyl, phenylsulfonyl, said phenyl or phenyl groups being optionally substituted with 1 to 4 identical or different halogen, (C<sub>1</sub>-C<sub>4</sub>)-alkoxy, (C<sub>1</sub>-C<sub>4</sub>)-alkyl, cyano, hydroxy, trifluoromethyl, fluoro-(C<sub>1</sub>-C<sub>4</sub>)-alkylthio, fluoro-(C<sub>1</sub>-C<sub>4</sub>)-alkylsulfinyl, fluoro-(C<sub>1</sub>-C<sub>4</sub>)-alkylsulfonyl, (C<sub>1</sub>-C<sub>4</sub>)-alkoxy-(C<sub>2</sub>-C<sub>4</sub>)-alkoxycarbonyl, N,N-di-[(C<sub>1</sub>-C<sub>4</sub>)-alkyl]carbamoyl-(C<sub>1</sub>-C<sub>4</sub>)-alkoxycarbonyl, (C<sub>1</sub>-C<sub>4</sub>)-alkylamino-(C<sub>2</sub>-C<sub>4</sub>)-alkoxycarbonyl, di-(C<sub>1</sub>-C<sub>4</sub>)-alkylamino-(C<sub>2</sub>-C<sub>4</sub>)-alkoxycarbonyl, (C<sub>1</sub>-C<sub>4</sub>)-alkoxy-(C<sub>2</sub>-C<sub>4</sub>)-alkoxy-(C<sub>2</sub>-C<sub>4</sub>)-alkoxycarbonyl, (C<sub>2</sub>-C<sub>4</sub>)-alkanoyloxy-C<sub>1</sub>-C<sub>4</sub>-alkyl, or N-[amino-(C<sub>2</sub>-C<sub>8</sub>)-alkyl]-carbamoyl;

R<sup>29</sup> is hydrogen, hydroxy, amino, cyano, halogen, (C<sub>1</sub>-C<sub>4</sub>)-alkyl, carboxy or metabolically labile ester derivative thereof, (C<sub>1</sub>-C<sub>4</sub>)-alkylamino, di-(C<sub>1</sub>-C<sub>4</sub>)-alkylamino, (C<sub>1</sub>-C<sub>6</sub>)-alkoxycarbonyl, (C<sub>2</sub>-C<sub>4</sub>)-alkanoyl, (C<sub>1</sub>-C<sub>4</sub>)-alkoxy, carboxy-(C<sub>1</sub>-C<sub>4</sub>)-alkoxy, (C<sub>1</sub>-C<sub>4</sub>)-alkoxycarbonyl-(C<sub>1</sub>-C<sub>4</sub>)-alkoxy, carbamoyl, N-(C<sub>1</sub>-C<sub>8</sub>)-alkylcarbamoyl, N,N-di-(C<sub>1</sub>-C<sub>8</sub>)-alkylcarbamoyl, N-[amino-(C<sub>2</sub>-C<sub>8</sub>)-alkyl]-carbamoyl, N-[(C<sub>1</sub>-C<sub>4</sub>)-alkylamino-(C<sub>1</sub>-C<sub>8</sub>)-alkyl]-carbamoyl, N-[di-(C<sub>1</sub>-C<sub>4</sub>)-alkylamino-(C<sub>1</sub>-C<sub>8</sub>)-alkyl]-carbamoyl, N-cyclohexylcarbamoyl, N-[cyclopentyl]-carbamoyl, N-(C<sub>1</sub>-C<sub>4</sub>)-alkylcyclohexylcarbamoyl, N-(C<sub>1</sub>-C<sub>4</sub>)-alkylcyclopentylcarbamoyl, N-phenylcarbamoyl, N-(C<sub>1</sub>-C<sub>4</sub>)-alkyl-N-phenylcarbamoyl, N,N-diphenylcarbamoyl, N-[phenyl-(C<sub>1</sub>-C<sub>4</sub>)-alkyl]-carbamoyl, N-(C<sub>1</sub>-C<sub>4</sub>)-alkyl-N-[phenyl-(C<sub>1</sub>-C<sub>4</sub>)-alkyl]-carbamoyl, or N,N-di-[phenyl-(C<sub>1</sub>-C<sub>4</sub>)-alkyl]-carbamoyl, said phenyl or phenyl groups being optionally substituted with 1 to 4 identical or different halogen, (C<sub>1</sub>-C<sub>4</sub>)-alkoxy, (C<sub>1</sub>-C<sub>4</sub>)-alkyl, cyano, hydroxy, trifluoromethyl, N-[(C<sub>2</sub>-C<sub>4</sub>)-alkanoyl]-carbamoyl, N-[(C<sub>1</sub>-C<sub>4</sub>)-alkoxycarbonyl]-carbamoyl, N-[fluoro-(C<sub>2</sub>-C<sub>6</sub>)-alkyl]-carbamoyl, N,N-[fluoro-(C<sub>2</sub>-C<sub>6</sub>)-alkyl]-N-(C<sub>1</sub>-C<sub>4</sub>)-alkylcarbamoyl, N,N-[difluoro-(C<sub>2</sub>-C<sub>6</sub>)-alkyl]carbamoyl, pyrrolidin-1-ylcarbonyl, piperidinocarbonyl, piperazin-1-ylcarbonyl, morpholinocarbonyl, wherein the heterocyclic group, is optionally substituted with 1 to 4, (C<sub>1</sub>-C<sub>4</sub>)-alkyl, benzyl, 1,2,3,4-tetrahydro-isoquinolin-2-ylcarbonyl, N,N-[di-(C<sub>1</sub>-C<sub>4</sub>)-alkyl]-thiocarbamoyl, N-(C<sub>2</sub>-C<sub>4</sub>)-alkanoylamino, or N-[(C<sub>1</sub>-C<sub>4</sub>)-alkoxycarbonyl]-amino;

R<sup>30</sup> is hydrogen, (C<sub>1</sub>-C<sub>4</sub>)-alkyl, (C<sub>2</sub>-C<sub>4</sub>)-alkoxy, halo, nitro, hydroxy, fluoro-(1-4C)alkyl, or pyridinyl;

R<sup>31</sup> is hydrogen, (C<sub>1</sub>-C<sub>4</sub>)-alkyl, (C<sub>2</sub>-C<sub>4</sub>)-alkoxy, halo, nitro, hydroxy, fluoro-(C<sub>1</sub>-C<sub>4</sub>)-alkyl, pyridinyl, or methoxy;

R<sup>32</sup> is hydrogen, hydroxy, amino, (C<sub>1</sub>-C<sub>4</sub>)-alkylamino, di-(C<sub>1</sub>-C<sub>4</sub>)-alkylamino, halo, (C<sub>1</sub>-C<sub>4</sub>)-alkoxy-(C<sub>2</sub>-C<sub>4</sub>)-alkoxy, fluoro-(C<sub>1</sub>-C<sub>6</sub>)-alkoxy, pyrrolidin-1-yl, piperidino, piperazin-1-yl, or morpholino, wherein the heterocyclic group is optionally substituted with 1 to 4 identical or different (C<sub>1</sub>-C<sub>4</sub>)-alkyl or benzyl; and

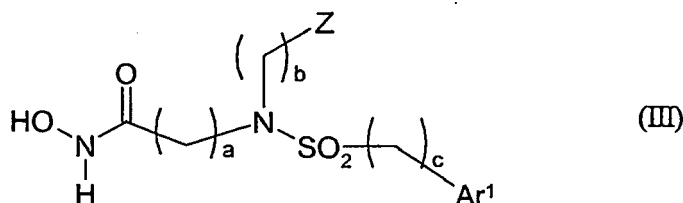
R<sup>33</sup> and R<sup>34</sup> are individually selected from hydrogen, (C<sub>1</sub>-C<sub>4</sub>)-alkyl, and (C<sub>1</sub>-C<sub>4</sub>)-alkoxy;

including pharmaceutically-acceptable salts, esters, and pro-drugs derived therefrom.

[0085] Exemplary compounds of Formula II are described in U.S. Patent Nos. 5,916,898 and 6,200,974, and International Publication No. WO 99/21860. All compounds listed in the foregoing patents and publication, in particular, those listed in the compound claims and the final products of the working examples, are hereby incorporated into the present application by reference herein. Exemplary compounds of Formula II include 4-oxo-1,4-dihydro-[1,10]phenanthroline-3-carboxylic acid (Compound F; see, e.g., Seki et al. (1974) Chem Abstracts 81:424, No. 21), 3-carboxy-5-hydroxy-4-oxo-3,4-dihydro-1,10-phenanthroline, 3-carboxy-5-methoxy-4-oxo-3,4-dihydro-1,10-phenanthroline, 5-methoxy-4-oxo-1,4-dihydro-[1,10]phenanthroline-3-carboxylic acid ethyl ester, 5-methoxy-4-oxo-1,4-dihydro-[1,10]phenanthroline-3-

carboxylic acid, and 3-carboxy-8-hydroxy-4-oxo-3,4-dihydro-1,10-phenanthroline.

[0086] In certain aspects, compounds of the present invention include aryl-sulfonyl-amino-hydroxamates. Exemplary aryl-sulfonyl-amino-hydroxamates are disclosed in, e.g., International Publication No. WO 03/049686, International Publication No. WO 03/053997, and International Publication No. WO 04/108121. Such compounds include compounds of Formula III



or pharmaceutically acceptable salts thereof, wherein:

a is an integer from 1 to 4;

b is an integer from 0 to 4;

c is an integer from 0 to 4;

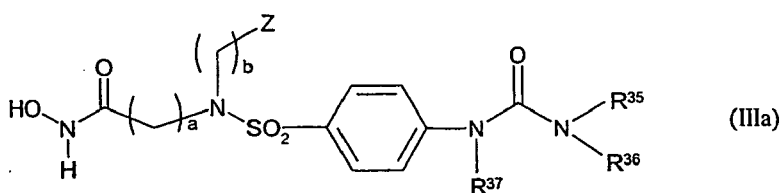
Z is selected from the group consisting of (C<sub>3</sub>-C<sub>10</sub>) cycloalkyl, (C<sub>3</sub>-C<sub>10</sub>) cycloalkyl independently substituted with one or more Y<sup>1</sup>, 3-10 membered heterocycloalkyl and 3-10 membered heterocycloalkyl independently substituted with one or more Y<sup>1</sup>; (C<sub>5</sub>-C<sub>20</sub>) aryl, (C<sub>5</sub>-C<sub>20</sub>) aryl independently substituted with one or more Y<sup>1</sup>, 5-20 membered heteroaryl and 5-20 membered heteroaryl independently substituted with one or more Y<sup>1</sup>;

Ar<sup>1</sup> is selected from the group consisting of (C<sub>5</sub>-C<sub>20</sub>) aryl, (C<sub>5</sub>-C<sub>20</sub>) aryl independently substituted with one or more Y<sup>2</sup>, 5-20 membered heteroaryl and 5-20 membered heteroaryl independently substituted with one or more Y<sup>2</sup>; each Y<sup>1</sup> is independently selected from the group consisting of a lipophilic functional group, (C<sub>5</sub>-C<sub>20</sub>) aryl, (C<sub>6</sub>-C<sub>26</sub>) alkaryl, 5-20 membered heteroaryl and 6-26 membered alk-heteroaryl;

each Y<sup>2</sup> is independently selected from the group consisting of -R', -OR', -OR'', -SR', -SR'', -NR'R', -NO<sub>2</sub>, -CN, -halogen, -trihalomethyl, trihalomethoxy, -C(O)R', -C(O)OR', -C(O)NR'R', -C(O)NR'OR', -G(NR'R')=NOR', NR'-C(O)R', -SO<sub>2</sub>R', -SO<sub>2</sub>R'', -NR'-SO<sub>2</sub>-R', NR'-C(O)-NR'R', tetrazol-5-yl, NR'-C(O)-OR', -C(NR'R')=NR', -S(O)-R', -S(O)-R'', and -NR'-C(S)-NR'R'; and

each R' is independently selected from the group consisting of -H, (C<sub>1</sub>-C<sub>8</sub>) alkyl, (C<sub>2</sub>-C<sub>8</sub>) alkenyl, and (C<sub>2</sub>-C<sub>8</sub>) alkynyl; and

each R'' is independently selected from the group consisting of (C<sub>5</sub>-C<sub>20</sub>) aryl and (C<sub>5</sub>-C<sub>20</sub>) aryl independently substituted with one or more -OR', -SR', -NR'R', NO<sub>2</sub>, -CN, halogen or trihalomethyl groups, or wherein c is 0 and Ar<sup>1</sup> is an N' substituted urea-aryl, the compound has the structural Formula IIIa:



or pharmaceutically acceptable salts thereof, wherein:

a, b, and Z are as defined above; and

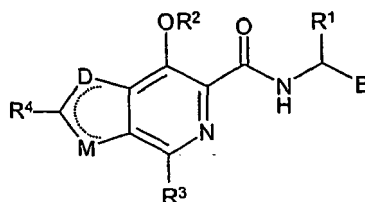
R<sup>35</sup> and R<sup>36</sup> are each independently selected from the group consisting of hydrogen, (C<sub>1</sub>-C<sub>8</sub>) alkyl, (C<sub>2</sub>-C<sub>8</sub>) alkenyl, (C<sub>2</sub>-C<sub>8</sub>) alkynyl, (C<sub>3</sub>-C<sub>10</sub>) cycloalkyl, (C<sub>5</sub>-C<sub>20</sub>) aryl, (C<sub>5</sub>-C<sub>20</sub>) substituted aryl, (C<sub>6</sub>-C<sub>26</sub>) alkaryl, (C<sub>6</sub>-C<sub>26</sub>) substituted alkaryl, 5-20 membered heteroaryl, 5-20 membered substituted heteroaryl, 6-26 membered alk-heteroaryl, and 6-26 membered substituted alk-heteroaryl; and

R<sup>37</sup> is independently selected from the group consisting of hydrogen, (C<sub>1</sub>-C<sub>8</sub>) alkyl, (C<sub>2</sub>-C<sub>8</sub>) alkenyl, and (C<sub>2</sub>-C<sub>8</sub>) alkynyl.

[0087] Exemplary compounds of Formula III are described in International Publication No. WO 00/50390. All compounds listed in WO 00/50390, in particular, those listed in the compound claims and the final products of the working

examples, are hereby incorporated into the present application by reference herein. Exemplary compounds of Formula III include 3-[[4-(3,3-dibenzyl-ureido)-benzenesulfonyl]-[2-(4-methoxy-phenyl)-ethyl]-amino]-N-hydroxy-propionamide (Compound G), 3-[[4-[3-(4-chlorophenyl)-ureido]-benzenesulfonyl]-[2-(4-methoxy-phenyl)-ethyl]-amino]-N-hydroxy-propionamide, and 3-[[4-[3-(1,2-diphenyl-ethyl)-ureido]-benzenesulfonyl]-[2-(4-methoxy-phenyl)-ethyl]-amino]-N-hydroxy-propionamide.

**[0088]** In certain embodiments, a 2-oxoglutarate mimetic of the present invention is selected from a compound of the Formula IV



(IV)

wherein

R<sup>1</sup> are selected from the group consisting of hydrogen, (C<sub>1</sub>-C<sub>6</sub>)-alkyl, (C<sub>3</sub>-C<sub>7</sub>)-cycloalkyl, aryl, or a substituent of the  $\alpha$ -carbon atom of an  $\alpha$ -amino acid, wherein the amino acid is a natural L-amino acid or its D-isomer;

B is -CO<sub>2</sub>H or a CO<sub>2</sub>-G carboxyl radical, where G is a radical of an alcohol G-OH in which G is selected from the group consisting of (C<sub>1</sub>-C<sub>20</sub>)-alkyl radical, (C<sub>3</sub>-C<sub>8</sub>) cycloalkyl radical, (C<sub>2</sub>-C<sub>20</sub>)-alkenyl radical, (C<sub>3</sub>-C<sub>8</sub>)-cycloalkenyl radical, retinyl radical, (C<sub>2</sub>-C<sub>20</sub>)-alkynyl radical, (C<sub>4</sub>-C<sub>20</sub>)-alkenylnyl radical;

R<sup>2</sup> is selected from the group consisting of hydrogen, (C<sub>1</sub>-C<sub>10</sub>)-alkyl, (C<sub>2</sub>-C<sub>10</sub>)-alkenyl, (C<sub>1</sub>-C<sub>10</sub>)-alkynyl, wherein alkenyl or alkynyl contains one or two C-C multiple bonds; unsubstituted fluoroalkyl radical of the formula -[CH<sub>2</sub>]<sub>x</sub>-C<sub>f</sub>H<sub>(2f+1-g)</sub>-F<sub>g</sub>, aryl, heteroaryl, and (C<sub>7</sub>-C<sub>11</sub>)-aralkyl; one of D or M is -S-, and the other is =C(R<sup>5</sup>)-;

R<sup>3</sup>, R<sup>4</sup>, and R<sup>5</sup> are identical or different and are selected from the group consisting of hydrogen, hydroxyl, halogen, cyano, trifluoromethyl, nitro, carboxyl; (C<sub>1</sub>-C<sub>20</sub>)-alkyl, (C<sub>3</sub>-C<sub>8</sub>)-cycloalkyl, (C<sub>3</sub>-C<sub>8</sub>)-cycloalkoxy, (C<sub>6</sub>-C<sub>12</sub>)-aryl, (C<sub>7</sub>-C<sub>16</sub>)-aralkyl, (C<sub>7</sub>-C<sub>16</sub>)-aralkenyl, (C<sub>7</sub>-C<sub>16</sub>)-aralkynyl, (C<sub>2</sub>-C<sub>20</sub>)-alkenyl, (C<sub>2</sub>-C<sub>20</sub>)-alkynyl, (C<sub>1</sub>-C<sub>20</sub>)-alkoxy, (C<sub>2</sub>-C<sub>20</sub>)-alkenyloxy, (C<sub>2</sub>-C<sub>20</sub>)-alkynyloxy, retinyloxy, (C<sub>6</sub>-C<sub>12</sub>)-aryloxy, (C<sub>7</sub>-C<sub>16</sub>)-aralkyloxy, (C<sub>1</sub>-C<sub>16</sub>)-hydroxyalkyl, -O-[CH<sub>2</sub>]<sub>x</sub>-C<sub>f</sub>H<sub>(2f+1-g)</sub>-F<sub>g</sub>, -OCF<sub>2</sub>Cl, -OCF<sub>2</sub>-CHFCl, (C<sub>1</sub>-C<sub>20</sub>)-alkylcarbonyl, (C<sub>3</sub>-C<sub>8</sub>)-cycloalkylcarbonyl, (C<sub>6</sub>-C<sub>12</sub>)-arylcarbonyl, (C<sub>7</sub>-C<sub>16</sub>)-aralkylcarbonyl, cinnamoyl, (C<sub>2</sub>-C<sub>20</sub>)-alkenylcarbonyl, (C<sub>2</sub>-C<sub>20</sub>)-alkynylcarbonyl, (C<sub>1</sub>-C<sub>20</sub>)-alkoxycarbonyl, (C<sub>6</sub>-C<sub>12</sub>)-aryloxycarbonyl, (C<sub>7</sub>-C<sub>16</sub>)-aralkoxycarbonyl, (C<sub>3</sub>-C<sub>8</sub>)-cycloalkoxycarbonyl, (C<sub>2</sub>-C<sub>20</sub>)-alkenyloxycarbonyl, retinyloxycarbonyl, (C<sub>2</sub>-C<sub>20</sub>)-alkynyloxycarbonyl, (C<sub>1</sub>-C<sub>12</sub>)-alkylcarbonyloxy, (C<sub>3</sub>-C<sub>8</sub>)-cycloalkylcarbonyloxy, (C<sub>6</sub>-C<sub>12</sub>)-arylcarbonyloxy, (C<sub>7</sub>-C<sub>16</sub>)-aralkylcarbonyloxy, cinnamoyloxy, (C<sub>2</sub>-C<sub>12</sub>)-alkenylcarbonyloxy, (C<sub>2</sub>-C<sub>12</sub>)-alkynylcarbonyloxy, (C<sub>1</sub>-C<sub>12</sub>)-alkoxycarbonyloxy, (C<sub>6</sub>-C<sub>12</sub>)-aryloxycarbonyloxy, (C<sub>7</sub>-C<sub>16</sub>)-aralkyloxycarbonyloxy, (C<sub>3</sub>-C<sub>8</sub>)-cycloalkoxycarbonyloxy, (C<sub>2</sub>-C<sub>12</sub>)-alkenyloxycarbonyloxy, (C<sub>2</sub>-C<sub>12</sub>)-alkynyloxycarbonyloxy, carbamoyl, N-(C<sub>1</sub>-C<sub>12</sub>)-alkylcarbamoyl, N,N-di-(C<sub>1</sub>-C<sub>12</sub>)-alkylcarbamoyl, N-(C<sub>3</sub>-C<sub>8</sub>)-cycloalkylcarbamoyl, N,N-dicyclo-(C<sub>3</sub>-C<sub>8</sub>)-alkylcarbamoyl, N-(C<sub>1</sub>-C<sub>10</sub>)-alkyl-N-(C<sub>3</sub>-C<sub>8</sub>)-cycloalkylcarbamoyl, N-((C<sub>3</sub>-C<sub>8</sub>)-cycloalkyl-(C<sub>1</sub>-C<sub>6</sub>)-alkyl)-carbamoyl, N-(+)-dehydroabietylcarbamoyl, N-(C<sub>1</sub>-C<sub>6</sub>)-alkyl-N-(+)-dehydroabietylcarbamoyl, N-(C<sub>6</sub>-C<sub>12</sub>)-arylcarbamoyl, N-(C<sub>7</sub>-C<sub>16</sub>)-aralkylcarbamoyl, N-(C<sub>1</sub>-C<sub>10</sub>)-alkyl-N-(C<sub>6</sub>-C<sub>16</sub>)-arylcarbamoyl, N-(C<sub>1</sub>-C<sub>10</sub>)-alkyl-N-(C<sub>7</sub>-C<sub>16</sub>)-aralkylcarbamoyl, carbamoyloxy, N-(C<sub>1</sub>-C<sub>12</sub>)-alkylcarbamoyloxy, NN-di-(C<sub>1</sub>-C<sub>12</sub>)-alkylcarbamoyloxy, N-(C<sub>3</sub>-C<sub>8</sub>)-cycloalkylcarbamoyloxy, N-(C<sub>6</sub>-C<sub>12</sub>)-arylcarbamoyloxy, N-(C<sub>7</sub>-C<sub>16</sub>)-aralkylcarbamoyloxy, N-(C<sub>1</sub>-C<sub>10</sub>)-alkyl-N-(C<sub>6</sub>-C<sub>12</sub>)-arylcarbamoyloxy, N-(C<sub>1</sub>-C<sub>10</sub>)-alkyl-N-(C<sub>7</sub>-C<sub>16</sub>)-aralkylcarbamoyloxy, N-((C<sub>1</sub>-C<sub>10</sub>)-alkyl)-carbamoyloxy, N-(C<sub>1</sub>-C<sub>10</sub>)-alkyl-N-((C<sub>7</sub>-C<sub>16</sub>)-aralkyloxy-(C<sub>1</sub>-C<sub>10</sub>)-alkyl)-carbamoyloxyamino, (C<sub>1</sub>-C<sub>12</sub>)-alkylamino, di-(C<sub>1</sub>-C<sub>12</sub>)-alkylamino, (C<sub>3</sub>-C<sub>8</sub>)-cycloalkylamino, (C<sub>3</sub>-C<sub>12</sub>)-alkenylamino, (C<sub>3</sub>-C<sub>12</sub>)-alkynylamino, N-(C<sub>6</sub>-C<sub>12</sub>)-arylamino, N-(C<sub>7</sub>-C<sub>11</sub>)-aralkylamino, N-alkyl-aralkylamino, N-alkyl-arylamino, (C<sub>1</sub>-C<sub>12</sub>)-alkoxyamino, (C<sub>1</sub>-C<sub>12</sub>)-alkoxy-N-(C<sub>1</sub>-C<sub>10</sub>)-alkylamino, (C<sub>1</sub>-C<sub>12</sub>)-alkanoylamino, (C<sub>3</sub>-C<sub>8</sub>)-cycloalkanoylamino, (C<sub>6</sub>-C<sub>12</sub>)-aroylamino, (C<sub>7</sub>-C<sub>16</sub>)-aralkanoylamino, (C<sub>1</sub>-C<sub>12</sub>)-alkanoyl-N-(C<sub>1</sub>-C<sub>10</sub>)-alkylamino, (C<sub>3</sub>-C<sub>8</sub>)-cycloalkanoyl-N-(C<sub>1</sub>-C<sub>10</sub>)-alkylamino,

(C<sub>6</sub>-C<sub>12</sub>)-aroyl-N-(C<sub>1</sub>-C<sub>10</sub>)-alkylamino, (C<sub>7</sub>-C<sub>11</sub>)-aralkanoyl-N-(C<sub>1</sub>-C<sub>10</sub>)-alkylamino, amino-(C<sub>1</sub>-C<sub>10</sub>)-alkyl, (C<sub>1</sub>-C<sub>20</sub>)-alkylmercapto, (C<sub>1</sub>-C<sub>20</sub>)-alkylsulfinyl, (C<sub>1</sub>-C<sub>20</sub>)-alkylsulfonyl, (C<sub>6</sub>-C<sub>12</sub>)-arylm-  
 5 mercapto, (C<sub>6</sub>-C<sub>12</sub>)-arylsulfinyl, (C<sub>6</sub>-C<sub>12</sub>)-arylsulfonyl, (C<sub>7</sub>-C<sub>16</sub>)-aralkylmercapto, (C<sub>7</sub>-C<sub>16</sub>)-aralkylsulfi-  
 nyl, (C<sub>7</sub>-C<sub>16</sub>)-aralkylsulfonyl, sulfamoyl, N-(C<sub>1</sub>-C<sub>10</sub>)-alkylsulfamoyl, N,N-di-(C<sub>1</sub>-C<sub>10</sub>)-alkylsulfamoyl,  
 (C<sub>3</sub>-C<sub>8</sub>)-cycloalkylsulfamoyl, N-(C<sub>6</sub>-C<sub>12</sub>)-arylsulfamoyl, N-(C<sub>7</sub>-C<sub>16</sub>)-aralkylsulfamoyl, N-(C<sub>1</sub>-  
 C<sub>10</sub>)-alkyl-N-(C<sub>6</sub>-C<sub>12</sub>)-arylsulfamoyl, N-(C<sub>1</sub>-C<sub>10</sub>)-alkyl-N-(C<sub>7</sub>-C<sub>16</sub>)-aralkylsulfamoyl, (C<sub>1</sub>-C<sub>10</sub>)-alkylsul-  
 10 fonamido, (C<sub>7</sub>-C<sub>16</sub>)-aralkylsulfonamido, and N-((C<sub>1</sub>-C<sub>10</sub>)-alkyl-(C<sub>7</sub>-C<sub>16</sub>)-aralkylsulfonamido; where an  
 aryl radical may be substituted by 1 to 5 substituents selected from hydroxyl, halogen, cyano, trifluor-  
 omethyl, nitro, carboxyl, (C<sub>2</sub>-C<sub>16</sub>)-alkyl, (C<sub>3</sub>-C<sub>8</sub>)-cycloalkyl, (C<sub>3</sub>-C<sub>8</sub>)-cycloalkoxy, (C<sub>6</sub>-C<sub>12</sub>)-aryl,  
 (C<sub>7</sub>-C<sub>16</sub>)-aralkyl, (C<sub>2</sub>-C<sub>16</sub>)-alkenyl, (C<sub>2</sub>-C<sub>12</sub>)-alkynyl, (C<sub>1</sub>-C<sub>16</sub>)-alkoxy, (C<sub>1</sub>-C<sub>16</sub>)-alkenyloxy,  
 (C<sub>6</sub>-C<sub>12</sub>)-aryloxy, (C<sub>7</sub>-C<sub>16</sub>)-aralkyloxy, (C<sub>1</sub>-C<sub>8</sub>)-hydroxyalkyl, -O-[CH<sub>2</sub>]<sub>x</sub>C<sub>6</sub>H<sub>(2f+1-g)</sub>F<sub>g</sub>, -OCF<sub>2</sub>Cl, and  
 -OCF<sub>2</sub>CHFCl;

x is 0 to 3;

f is 1 to 8; and

g is 0 or 1 to (2f+1);

including the physiologically active salts, esters, and prodrugs derived therefrom.

**[0089]** Compounds of Formula IV include, but are not limited to, [(2-bromo-4-hydroxy-thieno[2,3-c]pyridine-5-carbo-  
 20 nyl)-amino]-acetic acid, [(2-bromo-7-hydroxy-thieno[3,2-c]pyridine-6-carbonyl)-amino]-acetic acid, {[4-hydroxy-2-(4-  
 methoxy-phenyl)-thieno[2,3-c]pyridine-5-carbonyl]-amino}-acetic acid, {[7-hydroxy-2-(4-methoxy-phenyl)-thieno[3,2,c]  
 pyridine-6-carbonyl]-amino} -acetic acid, [(4-hydroxy-2,7-dimethyl-thieno[2,3-c]pyridine-5-carbonyl)-amino]-acetic acid,  
 [(7-hydroxy-2,4-dimethyl-thieno[3,2-c]pyridine-6-carbonyl)-amino]-acetic acid, {[7-hydroxy-4-methyl-2-(4-phenoxy-phe-  
 25 nyl)-thieno[3,2-c]pyridine-6-carbonyl]-amino} -acetic acid, {[4-hydroxy-2-(4-phenoxy-phenyl)-7-methyl-thieno[2,3-c]py-  
 ridine-5-carbonyl]-amino}-acetic acid, {[4-hydroxy-2-(4-phenoxy-phenyl)-thieno[2,3-c]pyridine-5-carbonyl]-amino}-ace-  
 tic acid, [(7-hydroxy-2-(4-phenoxy-phenyl)-thieno[3,2-c]pyridine-6-carbonyl)-amino} -acetic acid, [(2,7-dibromo-4-hy-  
 droxy-thieno[2,3-c]pyridine-5-carbonyl)-amino]-acetic acid, [(2-bromo-7-chloro-4-hydroxy-thieno[2,3-c]pyridine-5-carb-  
 onyl)-amino]-acetic acid, [(7-hydroxy-thieno[3,2-c]pyridine-6-carbonyl)-amino]-acetic acid, [(4-hydroxy-thieno[2,3-c]py-  
 30 ridine-5-carbonyl)-amino]-acetic acid, [(2-bromo-4-chloro-7-hydroxy-thieno[3,2-c]pyridine-6-carbonyl)-amino]-acetic ac-  
 id, [(2,4-dibromo-7-hydroxy-thieno [3,2-c]pyridine-6-carbonyl)-amino] -acetic acid, [(7-hydroxy-2-phenylsulfanyl-thieno  
 [3,2-c]pyridine-6-carbonyl)-amino]-acetic acid, [(4-hydroxy-2-phenylsulfanyl-thieno[2,3-c]pyridine-5-carbonyl)-ami-  
 no]-acetic acid, [(4-hydroxy-2,7-diphenyl-thieno[2,3-c]pyridine-5-carbonyl)-amino]-acetic acid, [(7-hydroxy-2,4-diphenyl-  
 thieno[3,2-c]pyridine-6-carbonyl)-amino]-acetic acid, [(7-hydroxy-2-styryl-thieno[3,2-c]pyridine-6-carbonyl)-amino]-ace-  
 35 tic acid, [(7-hydroxy-2-phenoxy-thieno[3,2-c]pyridine-6-carbonyl)-amino]-acetic acid, [(7-hydroxy-2-phenethyl-thieno  
 [3,2-c]pyridine-6-carbonyl)-amino]-acetic acid, {[7-hydroxy-2-(3-trifluoromethyl-phenyl)-thieno[3,2-c]pyridine-6-carbon-  
 yl]-amino}-acetic acid, {[4-bromo-7-hydroxy-2-(3-trifluoromethyl-phenyl)-thieno[3,2-c]pyridine-6-carbonyl]-amino} -ace-  
 tic acid, {[4-cyano-7-hydroxy-2-(3-trifluoromethyl-phenyl)-thieno[3,2-c]pyridine-6-carbonyl]-amino} -acetic acid, [(2-cy-  
 ano-7-hydroxy-thieno[3,2-c]pyridine-6-carbonyl)-amino]-acetic acid, {[7-hydroxy-2-(4-trifluoromethyl-phenyl)-thieno  
 40 [3,2-c]pyridine-6-carbonyl]-amino}-acetic acid, {[7-hydroxy-2-(2-trifluoromethyl-phenyl)-thieno[3,2-c]pyridine-6-carbon-  
 yl]-amino}-acetic acid, {[4-bromo-3-(4-fluoro-phenyl)-7-hydroxy-thieno[3,2-c]pyridine-6-carbonyl]-amino}-acetic acid,  
 {[3-(4-fluoro-phenyl)-7-hydroxy-thieno[3,2-c]pyridine-6-carbonyl]-amino}-acetic acid, {[3-(4-fluorophenyl)-7-hydroxy-4-  
 methyl-thieno[3,2-c]pyridine-6-carbonyl]-amino}-acetic acid, {[4-cyano-3-(4-fluoro-phenyl)-7-hydroxy-thieno[3,2-c]pyri-  
 dine-6-carbonyl]-amino}-acetic acid, {[2-(4-fluoro-phenyl)-7-hydroxy-thieno[3,2-c]pyridine-6-carbonyl]-amino} -acetic  
 acid, {[2-(4-fluoro-phenyl)-7-hydroxy-4-methyl-thieno[3,2-c]pyridine-6-carbonyl]-amino}-acetic acid, {[2,3-bis-(4-fluoro-  
 45 phenyl)-7-hydroxy-thieno[3,2-c]pyridine-6-carbonyl]-amino}-acetic acid, {[7-bromo-3-(4-fluoro-phenyl)-4-hydroxy-  
 thieno[2,3-c]pyridine-5-carbonyl]-amino}-acetic acid, {[3-(4-fluoro-phenyl)-4-hydroxy-thieno[2,3-c]pyridine-5-carbon-  
 yl]-amino}-acetic acid, {[2-(4-fluoro-phenyl)-4-hydroxy-thieno[2,3-c]pyridine-5-carbonyl]-amino} -acetic acid, {[2-(4-  
 fluoro-phenyl)-4-hydroxy-7-methyl-thieno[2,3-c]pyridine-5-carbonyl]-amino}-acetic acid, [(7-chloro-4-hydroxy-thieno  
 50 [2,3-c]pyridine-5-carbonyl)-amino]-acetic acid, [(4-chloro-7-hydroxy-thieno[3,2-c]pyridine-6-carbonyl)-amino]-acetic ac-  
 id, [(7-bromo-4-hydroxy-thieno[2,3-c]pyridine-5-carbonyl)-amino]-acetic acid, [(4-bromo-7-hydroxy-thieno[3,2-c]pyrid-  
 ine-6-carbonyl)-amino]-acetic acid, [(4-hydroxy-7-phenyl-thieno[2,3-c]pyridine-5-carbonyl)-amino]-acetic acid, [(7-hy-  
 droxy-4-phenyl-thieno[3,2-c]pyridine-6-carbonyl)-amino]-acetic acid, {[7-(4-fluoro-phenyl)-4-hydroxy-thieno[2,3-c]pyrid-  
 ine-5-carbonyl]-amino}-acetic acid, {[4-(4-fluoro-phenyl)-7-hydroxy-thieno[3,2-c]pyridine-6-carbonyl]-amino} -acetic ac-  
 id, 2-(7-(furan-2-yl)-4-hydroxythieno[2,3-c]pyridine-5-carboxamido)acetic acid, [(4-furan-2-yl-7-hydroxy-thieno[3,2-c]py-  
 55 ridine-6-carbonyl)-amino]-acetic acid, [(7-furan-3-yl-4-hydroxy-thieno[2,3-c]pyridine-5-carbonyl)-amino]-acetic acid, [(4-  
 furan-3-yl-7-hydroxy-thieno[3,2-c]pyridine-6-carbonyl)-amino]-acetic acid, 2-(4-hydroxy-7-(thiophen-2-yl)thieno[2,3-c]  
 pyridine-5-carboxamido)acetic acid, [(7-hydroxy-4-thiophen-2-yl-thieno[3,2-c]pyridine-6-carbonyl)-amino]-acetic acid,  
 [(4-hydroxy-7-thiophen-3-yl-thieno[2,3-c]pyridine-5-carbonyl)-amino]-acetic acid, [(7-hydroxy-4-thiophen-3-yl-thieno  
 [3,2-c]pyridine-6-carbonyl)-amino]-acetic acid, [(4-hydroxy-7-methyl-thieno[2,3 -c]pyridine-5 -carbonyl)-amino] -acetic

acid, [(7-hydroxy-4-methyl-thieno[3,2-c]pyridine-6-carbonyl)-amino]-acetic acid, [(7-ethynyl-4-hydroxy-thieno[2,3-c]pyridine-5-carbonyl)-amino]-acetic acid, [(4-ethynyl-7-hydroxy-thieno[3,2-c]pyridine-6-carbonyl)-amino]-acetic acid, [(7-cyano-4-hydroxy-thieno[2,3-c]pyridine-5-carbonyl)-amino]-acetic acid, and [(4-cyano-7-hydroxy-thieno[3,2-c]pyridine-6-carbonyl)-amino]-acetic acid.

5 **[0090]** Exemplary compounds for use in the present methods include Compound A (1-Chloro-4-hydroxy-isoquinoline-3-carbonyl)-amino]-acetic acid; Compound B (S)-2-[(4-Hydroxy-7-phenoxy-isoquinoline-3-carbonyl)-amino]-propionic acid; Compound C [[4-Hydroxy-7-(4-methoxy-phenoxy)-isoquinoline-3-carbonyl]-amino]-acetic acid; Compound D [(4-Hydroxy-1-methyl-7-phenoxy-isoquinoline-3-carbonyl)-amino]-acetic acid, Compound E [7-(4-Fluoro-phenoxy)-4-hydroxy-isoquinoline-3-carbonyl]-amino]-acetic acid, Compound F [4-Oxo-1,4-dihydro-[1,10]phenanthroline-3-carboxylic acid], Compound G [3-[[4-(3,3-Dibenzyl-ureido)-benzenesulfonyl]-[2-(4-methoxy-phenyl)-ethyl]-amino]-N-hydroxy-propionamide], Compound H [[[(7-Chloro-3-hydroxy-quinoline-2-carbonyl)-amino]-acetic acid], Compound I [[[(1-Chloro-4-hydroxy-7-methoxy-isoquinoline-3-carbonyl)-amino]-acetic acid], Compound J [[[(6,7-Dichloro-4-hydroxy-isoquinoline-3-carbonyl)-amino]-acetic acid], Compound K [[[(4-Hydroxy-7-phenoxy-isoquinoline-3-carbonyl)-amino]-acetic acid], Compound L [(S)-2-[(4-Hydroxy-7-phenylsulfanyl-isoquinoline-3-carbonyl)-amino]-propionic acid], Compound M [[[(4-Hydroxy-1,7-diphenoxy-isoquinoline-3-carbonyl)-amino]-acetic acid], and compound N [(4-hydroxy-7-phenylsulfanyl-isoquinoline-3-carbonyl)-amino]-acetic acid.

**[0091]** Unless otherwise specified, the term "alkyl" as used herein refers to monovalent alkyl groups having from 1 to 10 carbon atoms, preferably from 1 to 5 carbon atoms and more preferably 1 to 3 carbon atoms. This term is exemplified by groups such as methyl, ethyl, n-propyl, iso-propyl, n-butyl, t-butyl, n-pentyl and the like.

20 **[0092]** The term "substituted alkyl" unless otherwise specified is used herein to refer to an alkyl group, of from 1 to 10 carbon atoms, preferably, 1 to 5 carbon atoms, having from 1 to 5 substituents, preferably 1 to 3 substituents, independently selected from the group consisting of alkoxy, substituted alkoxy, acyl, acylamino, acyloxy, amino, substituted amino, aminoacyl, aminocarbonylamino, aminothiocarbonylamino, aminocarbonyloxy, aryl, substituted aryl, aryloxy, substituted aryloxy, aryloxyaryl, substituted aryloxyaryl, cyano, halogen, hydroxyl, nitro, oxo, thioxo, carboxyl, carboxyl esters, cycloalkyl, substituted cycloalkyl, thiol, alkylthio, substituted alkylthio, arylthio, substituted arylthio, cycloalkylthio, substituted cycloalkylthio, heteroarylthio, substituted heteroarylthio, heterocyclicthio, substituted heterocyclicthio, heteroaryl, substituted heteroaryl, heterocyclic, substituted heterocyclic, cycloalkoxy, substituted cycloalkoxy, heteroaryloxy, substituted heteroaryloxy, heterocyclyloxy, substituted heterocyclyloxy, oxycarbonylamino, oxythiocarbonylamino, -OS(O)<sub>2</sub>-alkyl, -OS(O)<sub>2</sub>-substituted alkyl, -OS(O)<sub>2</sub>-aryl, -OS(O)<sub>2</sub>-substituted aryl, OS(O)<sub>2</sub>-heteroaryl, -OS(O)<sub>2</sub>-substituted heteroaryl, -OS(O)<sub>2</sub>-heterocyclic, -OS(O)<sub>2</sub>-substituted heterocyclic, -OSO<sub>2</sub>-NR<sup>40</sup>R<sup>40</sup> where each R<sup>40</sup> is hydrogen or alkyl, -NR<sup>40</sup>S(O)<sub>2</sub>-alkyl, -NR<sup>40</sup>S(O)<sub>2</sub>-substituted alkyl, NR<sup>40</sup>S(O)<sub>2</sub>-aryl, -NR<sup>40</sup>S(O)<sub>2</sub>-substituted aryl, NR<sup>40</sup>S(O)<sub>2</sub>-heteroaryl, -NR<sup>40</sup>S(O)<sub>2</sub>-substituted heteroaryl, NR<sup>40</sup>S(O)<sub>2</sub>-heterocyclic, -NR<sup>40</sup>S(O)<sub>2</sub>-substituted heterocyclic, -NR<sup>40</sup>S(O)<sub>2</sub>-NR<sup>40</sup>-alkyl, -NR<sup>40</sup>S(O)<sub>2</sub>-NR<sup>40</sup>-substituted alkyl, -NR<sup>40</sup>S(O)<sub>2</sub>-NR<sup>40</sup>-aryl, -NR<sup>40</sup>S(O)<sub>2</sub>-NR<sup>40</sup>-substituted aryl, -NR<sup>40</sup>S(O)<sub>2</sub>-NR<sup>40</sup>-heteroaryl, -NR<sup>40</sup>S(O)<sub>2</sub>-NR<sup>40</sup>-substituted heteroaryl, -NR<sup>40</sup>S(O)<sub>2</sub>-NR<sup>40</sup>-heterocyclic, and NR<sup>40</sup>S(O)<sub>2</sub>-NR<sup>40</sup>-substituted heterocyclic where each R<sup>40</sup> is hydrogen or alkyl.

**[0093]** "Alkoxy" unless otherwise specified is used herein to refer to the group "alkyl-O-" which includes, by way of example, methoxy, ethoxy, n-propoxy, iso-propoxy, n-butoxy, t-butoxy, sec-butoxy, n-pentoxy and the like.

**[0094]** "Substituted alkoxy" unless otherwise specified is used herein to refer to the group "substituted alkyl-O-".

40 **[0095]** "Acyl" unless otherwise specified is used herein to refer to the groups H-C(O)-, alkyl-C(O)-, substituted alkyl-C(O)-, alkenyl-C(O)-, substituted alkenyl-C(O)-, alkynyl-C(O)-, substituted alkynyl-C(O)-, cycloalkyl-C(O)-, substituted cycloalkyl-C(O)-, aryl-C(O)-, substituted aryl-C(O)-, heteroaryl-C(O)-, substituted heteroaryl-C(O), heterocyclic-C(O)-, and substituted heterocyclic-C(O)- provided that a nitrogen atom of the heterocyclic or substituted heterocyclic is not bound to the -C(O)- group wherein alkyl, substituted alkyl, alkenyl, substituted alkenyl, alkynyl, substituted alkynyl, cycloalkyl, substituted cycloalkyl, aryl, substituted aryl, heteroaryl, substituted heteroaryl, heterocyclic and substituted heterocyclic are as defined herein.

45 **[0096]** The terms "aminoacyl" or, as a prefix, "carbamoyl" or "carboxamide," or "substituted carbamoyl," or "substituted carboxamide," are used herein unless otherwise specified to refer to the group -C(O)NR<sup>142</sup>R<sup>142</sup> where each R<sup>142</sup> is independently selected from the group consisting of hydrogen, alkyl, substituted alkyl, alkenyl, substituted alkenyl, alkynyl, substituted alkynyl, aryl, substituted aryl, -cycloalkyl, substituted cycloalkyl, heteroaryl, substituted heteroaryl, heterocyclic, substituted heterocyclic and where each R<sup>142</sup> is joined to form together with the nitrogen atom a heterocyclic or substituted heterocyclic wherein alkyl, substituted alkyl, alkenyl, substituted alkenyl, alkynyl, substituted alkynyl, cycloalkyl, substituted cycloalkyl, aryl, substituted aryl, heteroaryl, substituted heteroaryl, heterocyclic and substituted heterocyclic are as defined herein.

55 **[0097]** "Acyloxy" unless otherwise specified is used herein to refer to the groups alkyl-C(O)O-, substituted alkyl-C(O)O-, alkenyl-C(O)O-, substituted alkenyl-C(O)O-, alkynyl-C(O)O-, substituted alkynyl-C(O)O-, aryl-C(O)O-, substituted aryl-C(O)O-, cycloalkyl-C(O)O-, substituted cycloalkyl-C(O)O-, heteroaryl-C(O)O-, substituted heteroaryl-C(O)O-, heterocyclic-C(O)O-, and substituted heterocyclic-C(O)O- wherein alkyl, substituted alkyl, alkenyl, substituted alkenyl, alkynyl, substituted alkynyl, cycloalkyl, substituted cycloalkyl, aryl, substituted aryl, heteroaryl, substituted heteroaryl, hetero-

rocyclic and substituted heterocyclic are as defined herein.

**[0098]** "Alkenyl" unless otherwise specified is used herein to refer to alkenyl group preferably having from 2 to 6 carbon atoms and more preferably 2 to 4 carbon atoms and having at least 1 and preferably from 1 to 2 sites of alkenyl unsaturation.

**[0099]** "Substituted alkenyl" unless otherwise specified is used herein to refer to alkenyl groups having from 1 to 3 substituents, and preferably 1 to 2 substituents, selected from the group consisting of alkoxy, substituted alkoxy, acyl, acylamino, acyloxy, amino, substituted amino, aminoacyl, aryl, substituted aryl, aryloxy, substituted aryloxy, cyano, halogen, hydroxyl, nitro, carboxyl, carboxyl esters, cycloalkyl, substituted cycloalkyl, heteroaryl, substituted heteroaryl, heterocyclic, and substituted heterocyclic.

**[0100]** "Alkynyl" unless otherwise specified is used herein to refer to alkynyl group preferably having from 2 to 6 carbon atoms and more preferably 2 to 3 carbon atoms and having at least 1 and preferably from 1-2 sites of alkynyl unsaturation.

**[0101]** "Substituted alkynyl" unless otherwise specified is used herein to refer to alkynyl groups having from 1 to 3 substituents, and preferably 1 to 2 substituents, selected from the group consisting of alkoxy, substituted alkoxy, acyl, acylamino, acyloxy, amino, substituted amino, aminoacyl, aryl, substituted aryl, aryloxy, substituted aryloxy, cyano, halogen, hydroxyl, nitro, carboxyl, carboxyl esters, cycloalkyl, substituted cycloalkyl, heteroaryl, substituted heteroaryl, heterocyclic, and substituted heterocyclic.

**[0102]** "Amino" refers to the group  $-NH_2$ .

**[0103]** "Substituted amino" unless otherwise specified is used herein to refer to the group  $-NR^{141}R^{141}$ , where each  $R^{141}$  group is independently selected from the group consisting of hydrogen, alkyl, substituted alkyl, alkenyl, substituted alkenyl, alkynyl, substituted alkynyl, cycloalkyl, substituted cycloalkyl, aryl, substituted aryl, heteroaryl, substituted heteroaryl, heterocyclic, substituted heterocyclic,  $-SO_2$ -alkyl,  $-SO_2$ -substituted alkyl,  $-SO_2$ -alkenyl,  $-SO_2$ -substituted alkenyl,  $-SO_2$ -cycloalkyl,  $-SO_2$ -substituted cycloalkyl,  $-SO_2$ -aryl,  $-SO_2$ -substituted aryl,  $-SO_2$ -heteroaryl,  $-SO_2$ -substituted heteroaryl,  $-SO_2$ -heterocyclic,  $-SO_2$ -substituted heterocyclic, provided that both  $R^{141}$  groups are not hydrogen; or the  $R^{141}$  groups can be joined together with the nitrogen atom to form a heterocyclic or substituted heterocyclic ring.

**[0104]** "Acylamino" unless otherwise specified is used herein to refer to the groups  $-NR^{145}C(O)$ alkyl,  $-NR^{145}C(O)$  substituted alkyl,  $-NR^{145}C(O)$ cycloalkyl,  $-NR^{145}C(O)$ substituted cycloalkyl,  $-NR^{145}C(O)$ alkenyl,  $-NR^{145}C(O)$ substituted alkenyl,  $-NR^{145}C(O)$ alkynyl,  $-NR^{145}C(O)$ substituted alkynyl,  $-NR^{145}C(O)$ aryl,  $-NR^{145}C(O)$ substituted aryl,  $-NR^{145}C(O)$  heteroaryl,  $-NR^{145}C(O)$ substituted heteroaryl,  $-NR^{145}C(O)$ heterocyclic, and  $-NR^{145}C(O)$ substituted heterocyclic where  $R^{145}$  is hydrogen or alkyl and wherein alkyl, substituted alkyl, alkenyl, substituted alkenyl, alkynyl, substituted alkynyl, cycloalkyl, substituted cycloalkyl, aryl, substituted aryl, heteroaryl, substituted heteroaryl, heterocyclic and substituted heterocyclic are defined herein.

**[0105]** "Carbonyloxyamino" unless otherwise specified is used herein to refer to the groups  $-NR^{146}C(O)O$ -alkyl,  $-NR^{146}C(O)O$ -substituted alkyl,  $-NR^{146}C(O)O$ -alkenyl,  $-NR^{146}C(O)O$ -substituted alkenyl,  $-NR^{146}C(O)O$ -alkynyl,  $-NR^{146}C(O)O$ -substituted alkynyl,  $-NR^{146}C(O)O$ -cycloalkyl,  $-NR^{146}C(O)O$ -substituted cycloalkyl,  $-NR^{146}C(O)O$ -aryl,  $-NR^{146}C(O)O$ -substituted aryl,  $-NR^{146}C(O)O$ -heteroaryl,  $-NR^{146}C(O)O$ -substituted heteroaryl,  $-NR^{146}C(O)O$ -heterocyclic, and  $-NR^{146}C(O)O$ -substituted heterocyclic where  $R^{146}$  is hydrogen or alkyl and wherein alkyl, substituted alkyl, alkenyl, substituted alkenyl, alkynyl, substituted alkynyl, cycloalkyl, substituted cycloalkyl, aryl, substituted aryl, heteroaryl, substituted heteroaryl, heterocyclic and substituted heterocyclic are as defined herein.

**[0106]** "Aminocarbonyloxy," or, as a prefix, "carbamoyloxy," or "substituted carbamoyloxy," are used herein unless otherwise specified to refer to the groups  $-OC(O)NR^{147}R^{147}$  where each  $R^{147}$  is independently hydrogen, alkyl, substituted alkyl, alkenyl, substituted alkenyl, alkynyl, substituted alkynyl, cycloalkyl, substituted cycloalkyl, aryl, substituted aryl, heteroaryl, substituted heteroaryl, heterocyclic, and substituted heterocyclic or where each  $R^{147}$  is joined to form, together with the nitrogen atom a heterocyclic or substituted heterocyclic and wherein alkyl, substituted alkyl, alkenyl, substituted alkenyl, alkynyl, substituted alkynyl, cycloalkyl, substituted cycloalkyl, aryl, substituted aryl, heteroaryl, substituted heteroaryl, heterocyclic and substituted heterocyclic are as defined herein.

**[0107]** "Aminocarbonylamino" unless otherwise specified is used herein to refer to the group  $NR^{149}C(O)NR^{149}$ - where  $R^{149}$  is selected from the group consisting of hydrogen and alkyl.

**[0108]** "Aryl" or "Ar" unless otherwise specified are used herein to refer to a monovalent aromatic carbocyclic group of from 6 to 14 carbon atoms having a single ring (e.g., phenyl) or multiple condensed rings (e.g., naphthyl or anthryl), which condensed rings may or may not be aromatic (e.g., 2-benzoxazolinone, 2H-1,4-benzoxazin-3(4H)-one-7-yl, and the like), provided that the point of attachment is the aryl group. Preferred aryls include phenyl and naphthyl.

**[0109]** "Substituted aryl" unless otherwise specified is used herein to refer to aryl groups, as defined herein, which are substituted with from 1 to 4, preferably 1-3, substituents selected from the group consisting of hydroxy, acyl, acylamino, carbonylaminothio, acyloxy, alkyl, substituted alkyl, alkoxy, substituted alkoxy, alkenyl, substituted alkenyl, alkynyl, substituted alkynyl, amidino, amino, substituted amino, aminoacyl, aminocarbonyloxy, aminocarbonylamino, aminothiocarbonylamino, aryl, substituted aryl, aryloxy, substituted aryloxy, cycloalkoxy, substituted cycloalkoxy, heteroaryloxy, substituted heteroaryloxy, heterocyclyloxy, substituted heterocyclyloxy, carboxyl, carboxyl esters cyano, thiol, alkylthio, substituted alkylthio, arylthio, substituted arylthio, heteroarylthio, substituted heteroarylthio, cycloalkylthio, substituted cycloalkylthio, heterocyclicthio, substituted heterocyclicthio, cycloalkyl, substituted cycloalkyl, guanidino, halo, nitro,

heteroaryl, substituted heteroaryl, heterocyclic, substituted heterocyclic, oxycarbonylamino, oxythiocarbonylamino, -S(O)<sub>2</sub>-alkyl, -S(O)<sub>2</sub>-substituted alkyl, -S(O)<sub>2</sub>-cycloalkyl, -S(O)<sub>2</sub>-substituted cycloalkyl, -S(O)<sub>2</sub>-alkenyl, -S(O)<sub>2</sub>-substituted alkenyl, -S(O)<sub>2</sub>-aryl, -S(O)<sub>2</sub>-substituted aryl, -S(O)<sub>2</sub>-heteroaryl, -S(O)<sub>2</sub>-substituted heteroaryl, -S(O)<sub>2</sub>-heterocyclic, -S(O)<sub>2</sub>-substituted heterocyclic, -OS(O)<sub>2</sub>-alkyl, -OS(O)<sub>2</sub>-substituted alkyl, -OS(O)<sub>2</sub>-aryl, -OS(O)<sub>2</sub>-substituted aryl, -OS(O)<sub>2</sub>-heteroaryl, -OS(O)<sub>2</sub>-substituted heteroaryl, -OS(O)<sub>2</sub>-heterocyclic, -OS(O)<sub>2</sub>-substituted heterocyclic, -OSO<sub>2</sub>-NR<sup>151</sup>R<sup>151</sup> where each R<sup>151</sup> is hydrogen or alkyl, -NR<sup>151</sup>S(O)<sub>2</sub>alkyl, -NR<sup>151</sup>S(O)<sub>2</sub>-substituted alkyl, -NR<sup>151</sup>S(O)<sub>2</sub>-aryl, -NR<sup>151</sup>S(O)<sub>2</sub>-substituted aryl, -NR<sup>151</sup>S(O)<sub>2</sub>-heteroaryl, -NR<sup>151</sup>S(O)<sub>2</sub>-substituted heteroaryl, -NR<sup>151</sup>S(O)<sub>2</sub>-heterocyclic, -NR<sup>151</sup>S(O)<sub>2</sub>-substituted heterocyclic, -NR<sup>151</sup>S(O)<sub>2</sub>-NR<sup>151</sup>-alkyl, -NR<sup>151</sup>S(O)<sub>2</sub>-NR<sup>151</sup>-substituted alkyl, -NR<sup>151</sup>S(O)<sub>2</sub>-NR<sup>151</sup>-aryl, -NR<sup>151</sup>S(O)<sub>2</sub>-NR<sup>151</sup>-substituted aryl, -NR<sup>151</sup>S(O)<sub>2</sub>-NR<sup>151</sup>-heteroaryl, -NR<sup>151</sup>S(O)<sub>2</sub>-NR<sup>151</sup>-substituted heteroaryl, -NR<sup>151</sup>S(O)<sub>2</sub>-NR<sup>151</sup>-heterocyclic, -NR<sup>151</sup>S(O)<sub>2</sub>-NR<sup>151</sup>-substituted heterocyclic where each R<sup>151</sup> is hydrogen or alkyl; wherein each of the terms is as defined herein.

**[0110]** "Aryloxy" unless otherwise specified is used herein to refer to the group aryl-O- that includes, by way of example, phenoxy, naphthoxy, and the like.

**[0111]** "Substituted aryloxy" unless otherwise specified is used herein to refer to substituted aryl-O- groups.

**[0112]** "Aryloxyaryl" unless otherwise specified is used herein to refer to the group -aryl-O-aryl.

**[0113]** "Substituted aryloxyaryl" unless otherwise specified is used herein to refer to aryloxyaryl groups substituted with from 1 to 3 substituents on either or both aryl rings as defined above for substituted aryl.

**[0114]** "Carboxyl" refers to -COOH or salts thereof.

**[0115]** "Carboxyl esters" unless otherwise specified is used herein to refer to the groups -C(O)O-alkyl, -C(O)O-substituted alkyl, -C(O)O-aryl, and -C(O)O-substituted aryl wherein alkyl, substituted alkyl, aryl and substituted aryl are as defined herein.

**[0116]** "Cycloalkyl" unless otherwise specified is used herein to refer to cyclic alkyl groups of from 3 to 10 carbon atoms having single or multiple cyclic rings including, by way of example, adamantyl, cyclopropyl, cyclobutyl, cyclopentyl, cyclooctyl and the like.

**[0117]** "Substituted cycloalkyl" unless otherwise specified is used herein to refer to a cycloalkyl group, having from 1 to 5 substituents selected from the group consisting of oxo (=O), thioxo (=S), alkoxy, substituted alkoxy, acyl, acylamino, acyloxy, amino, substituted amino, aminoacyl, aryl, substituted aryl, aryloxy, substituted aryloxy, cyano, halogen, hydroxyl, nitro, carboxyl, carboxyl esters, cycloalkyl, substituted cycloalkyl, heteroaryl, substituted heteroaryl, heterocyclic, and substituted heterocyclic.

**[0118]** "Cycloalkoxy" unless otherwise specified is used herein to refer to -O-cycloalkyl groups.

**[0119]** "Substituted cycloalkoxy" unless otherwise specified is used herein to refer to -O-substituted cycloalkyl groups.

**[0120]** "Halo" or "halogen" refer to fluoro, chloro, bromo and iodo and, preferably, fluoro or chloro.

**[0121]** "Heteroaryl" unless otherwise specified is used herein to refer to an aromatic group of from 1 to 15 5 carbon atoms, preferably from 1 to 10 carbon atoms, and 1 to 4 heteroatoms selected from the group consisting of oxygen, nitrogen and sulfur within the ring. Such heteroaryl groups can have a single ring (e.g., pyridinyl or furyl) or multiple condensed rings (e.g., indolizinyl or benzothieryl). Preferred heteroaryls include pyridinyl, pyrrolyl, indolyl, thiophenyl, and furyl.

**[0122]** "Substituted heteroaryl" unless otherwise specified is used herein to refer to heteroaryl groups that are substituted with from 1 to 3 substituents selected from the same group of substituents defined for substituted aryl.

**[0123]** "Heteroaryloxy" unless otherwise specified is used herein to refer to the group -O-heteroaryl and "substituted heteroaryloxy" refers to the group -O-substituted heteroaryl.

**[0124]** "Heterocycle" or "heterocyclic" unless otherwise specified are used herein to refer to a saturated or unsaturated group having a single ring or multiple condensed rings, from 1 to 10 carbon atoms and from 1 to 4 hetero atoms selected from the group consisting of nitrogen, sulfur or oxygen within the ring wherein, in fused ring systems, one or more the rings can be aryl or heteroaryl provided that the point of attachment is at the heterocycle.

**[0125]** "Substituted heterocyclic" unless otherwise specified is used herein to refer to heterocycle groups that are substituted with from 1 to 3 of the same substituents as defined for substituted cycloalkyl.

**[0126]** Examples of heterocycles and heteroaryls include, but are not limited to, azetidine, pyrrole, imidazole, pyrazole, pyridine, pyrazine, pyrimidine, pyridazine, indolizine, isoindole, indole, dihydroindole, indazole, purine, quinolizine, isoquinoline, quinoline, phthalazine, naphthylpyridine, quinoxaline, quinazoline, cinnoline, pteridine, carbazole, carboline, phenanthridine, acridine, phenanthroline, isothiazole, phenazine, isoxazole, phenoxazine, phenothiazine, imidazolidine, imidazoline, piperidine, piperazine, indoline, phthalimide, 1,2,3,4-tetrahydro-isoquinoline, 4,5,6,7-tetrahydrobenzo[b]thiophene, thiazole, thiazolidine, thiophene, benzo[b]thiophene, morpholinyl, thiomorpholinyl (also referred to as thiamorpholinyl), piperidinyl, pyrrolidine, tetrahydrofuranyl, and the like.

**[0127]** "Heterocyclyloxy" unless otherwise specified is used herein to refer to the group -O-heterocyclic and "substituted heterocyclyloxy" refers to the group -O-substituted heterocyclic.

**[0128]** "Thiol" or "mercapto" refer to the group -SH.

**[0129]** "Alkylsulfanyl" and "alkylthio" unless otherwise specified are used herein to refer to the groups -S-alkyl where

alkyl is as defined above.

**[0130]** "Substituted alkylthio" and "substituted alkylsulfanyl" unless otherwise specified are used herein to refer to the group -S-substituted alkyl as defined above.

**[0131]** "Cycloalkylthio" or "cycloalkylsulfanyl" unless otherwise specified is used herein to refer to the groups -S-cycloalkyl where cycloalkyl is as defined above.

**[0132]** "Substituted cycloalkylthio" unless otherwise specified is used herein to refer to the group -S-substituted cycloalkyl where substituted cycloalkyl is as defined above.

**[0133]** "Arylthio" unless otherwise specified is used herein to refer to the group -S-aryl and "substituted arylthio" unless otherwise specified is used herein to refer to the group -S-substituted aryl where aryl and substituted aryl are as defined above.

**[0134]** "Heteroarylthio" unless otherwise specified is used herein to refer to the group -S-heteroaryl and "substituted heteroarylthio" unless otherwise specified is used herein to refer to the group -S-substituted heteroaryl where heteroaryl and substituted heteroaryl are as defined above.

**[0135]** "Heterocyclithio" unless otherwise specified is used herein to refer to the group -S-heterocyclic and "substituted heterocyclithio" unless otherwise specified is used herein to refer to the group -S-substituted heterocyclic where heterocyclic and substituted heterocyclic are as defined above.

**[0136]** The term "amino acid" refers to any of the naturally occurring amino acids, as well as synthetic analogs (e.g., D-stereoisomers of the naturally occurring amino acids, such as D-threonine) and derivatives thereof.  $\alpha$ -Amino acids comprise a carbon atom to which is bonded an amino group, a carboxyl group, a hydrogen atom, and a distinctive group referred to as a "side chain". The side chains of naturally occurring amino acids are well known in the art and include, for example, hydrogen (e.g., as in glycine), alkyl (e.g., as in alanine, valine, leucine, isoleucine, proline), substituted alkyl (e.g., as in threonine, serine, methionine, cysteine, aspartic acid, asparagine, glutamic acid, glutamine, arginine, and lysine), arylalkyl (e.g., as in phenylalanine and tryptophan), substituted arylalkyl (e.g., as in tyrosine), and heteroarylalkyl (e.g., as in histidine). Unnatural amino acids are also known in the art, as set forth in, for example, Williams (ed.), *Synthesis of Optically Active  $\alpha$ -Amino Acids*, Pergamon Press (1989); Evans et al., *J. Amer. Chem. Soc.*, 112: 4011-4030 (1990); Pu et al., *J. Amer. Chem. Soc.*, 56:1280-1283 (1991); Williams et al., *J. Amer. Chem. Soc.*, 113: 9276-9286 (1991); and all references cited therein. The present invention includes the side chains of unnatural amino acids as well.

**[0137]** "Pharmaceutically acceptable salt" refers to pharmaceutically acceptable salts of a compound, which salts are derived from a variety of organic and inorganic counter ions well known in the art and include, by way of example only, sodium, potassium, calcium, magnesium, ammonium, tetraalkylammonium, and the like; and when the molecule contains a basic functionality, salts of organic or inorganic acids, such as hydrochloride, hydrobromide, tartrate, mesylate, acetate, maleate, oxalate and the like.

**[0138]** The term "prodrug" refers to compounds of this invention which have been modified to include a physiologically and biocompatible removable group which group is removed *in vivo* to provide for the active drug, a pharmaceutically acceptable salt thereof or a biologically active metabolite thereof. Suitable removable groups are well known in the art and particularly preferred removable groups include esters of the carboxylic acid moiety on the glycine substituent. Preferably such esters include those derived from alkyl alcohols, substituted alkyl alcohols, hydroxy substituted aryls and heteroaryl and the like. Another preferred removable group are the amides formed from the carboxylic acid moiety on the glycine substituent. Suitable amides are derived from amines of the formula  $\text{HNR}^{20}\text{R}^{21}$  where  $\text{R}^{20}$  and  $\text{R}^{21}$  are independently hydrogen, alkyl, substituted alkyl, aryl, substituted aryl, and the like.

**[0139]** It is understood that in all substituted groups defined above, polymers arrived at by defining substituents with further substituents to themselves (e.g., substituted aryl having a substituted aryl group as a substituent which is itself substituted with a substituted aryl group, etc.) are not intended for inclusion herein. In such cases, the maximum number of such substituents is three. That is to say that each of the above definitions is constrained by a limitation that, for example, substituted aryl groups are limited to - substituted aryl-(substituted aryl)-substituted aryl.

**[0140]** Similarly, it is understood that the above definitions are not intended to include impermissible substitution patterns (e.g., methyl substituted with 5 fluoro groups or a hydroxyl group alpha to ethenyl or acetylenic unsaturation). Such impermissible substitution patterns are well known to the skilled artisan.

#### Methods for Identifying Compounds

**[0141]** Methods for identifying compounds of the invention are also provided. In certain aspects, a compound of the invention is one that stabilizes HIF $\alpha$ . The ability of a compound to stabilize or activate HIF $\alpha$  can be measured, for example, by direct measurement of HIF $\alpha$  in a sample, indirect measurement of HIF $\alpha$ , e.g., by measuring a decrease in HIF $\alpha$  associated with the von Hippel Lindau protein (see, e.g., International Publication No. WO 00/69908), or activation of HIF responsive target genes or reporter constructs (see, e.g., U.S. Patent No. 5,942,434). Measuring and comparing levels of HIF and/or HIF-responsive target proteins in the absence and presence of the compound will identify compounds

that stabilize HIF $\alpha$  and/or activate HIF.

**[0142]** In other aspects, a compound of the invention is one that inhibits HIF hydroxylase activity. Assays for hydroxylase activity are standard in the art. Such assays can directly or indirectly measure hydroxylase activity. For example, an assay can measure hydroxylated residues, e.g., proline, asparagine, etc., present in the enzyme substrate, e.g., a target protein, a synthetic peptide mimetic, or a fragment thereof. (See, e.g., Palmerini et al. (1985) J Chromatogr 339:285-292.) A reduction in hydroxylated residue, e.g., proline or asparagine, in the presence of a compound is indicative of a compound that inhibits hydroxylase activity. Alternatively, assays can measure other products of the hydroxylation reaction, e.g., formation of succinate from 2-oxoglutarate. (See, e.g., Cunliffe et al. (1986) Biochem J 240:617-619.) Kaule and Gunzler (1990; Anal Biochem 184:291-297) describe an exemplary procedure that measures production of succinate from 2-oxoglutarate.

**[0143]** Procedures such as those described above can be used to identify compounds that modulate HIF hydroxylase activity. Target protein may include HIF $\alpha$  or a fragment thereof, e.g., HIF(556-575). Enzyme may include, e.g., HIF prolyl hydroxylase (see, e.g., GenBank Accession No. AAG33965, etc.) or HIF asparaginyl hydroxylase (see, e.g., GenBank Accession No. AAL27308, etc.), obtained from any source. Enzyme may also be present in a crude cell lysate or in a partially purified form. For example, procedures that measure HIF hydroxylase activity are described in Ivan et al. (2001, Science 292:464-468; and 2002, Proc Natl Acad Sci USA 99:13459-13464) and Hirsila et al. (2003, J Biol Chem 278:30772-30780); additional methods are described in International Publication No. WO 03/049686. Measuring and comparing enzyme activity in the absence and presence of the compound will identify compounds that inhibit hydroxylation of HIF $\alpha$ .

**[0144]** For clarity, an agent for use in the invention is any compound that stabilizes HIF $\alpha$ . Methods for determining whether or not a particular agent stabilizes HIF $\alpha$  are available in the art and are described, *supra*.

**[0145]** In certain embodiments, an agent for use in the invention inhibits HIF hydroxylase activity. Methods for determining whether or not a particular agent inhibits HIF hydroxylase activity are described herein, *supra*.

**[0146]** In additional embodiments, a compound for use in the invention is a compound that demonstrates the ability to increase expression of HIF-dependent genes corresponding to proteins associated with various anti-cancer, e.g., anti-tumor, effects, including anti-proliferative and pro-apoptotic effects. (See, e.g., Mack et al (2005) Mol Cell Biol 25:4565-4578; Acker et al (2005) Cancer Cell 8:131-141; Savai et al (2005) Int J Oncol 27:393-400; Box et al (2004) Carcinogenesis 25:2325-2335; Carmeliet et al (1998) Nature 394:485-490; Goda et al (2003) Antioxid. Redox. Signal. 5:467-473; Hanze et al (2003) Biochem Biophys Res Commun 312:571-577; Brusselmans et al (2001) Biol Chem 276:39192-39196; Shoshani et al (2002) Mol Cell Biol 22:2283-2293; Sowler (2001) Cancer Res 61:6669-6673; Stein et al (2004) J Biol Chem 279:48930-48940; Zhang et al (2003) Apoptosis. 8:229-236; Graham et al (2004) J Exp Biol 207:3189-3200; Webster et al (2000) Adv Exp Med Biol 475:161-175; and Shoshani et al (2002) Mol Cell Biol 22:2283-2293.)

**[0147]** Thus, it is contemplated in certain embodiments that a compound of the present invention can be a compound that increases expression of at least one of the following genes: BNIP3 (also known as Homo sapiens BCL2/adenovirus E1B 19kD-interacting protein 3 (BNIP3) and NTP3); BNIP3L (also known as BCL2/adenovirus DIB 19kDa interacting protein 3-like (BNIP3L) and Homo sapiens clone 016a05 My020 protein mRNA); NDRG1 (also known as Homo sapiens N-myc downstream regulated gene 1 (NDRG1), differentiation-related gene 1 protein (DRG1), N-myc downstream regulated gene 1 protein (NDR1), protein regulated by oxygen 1 (PROXY-1), etc); CDKN1C (also known as p57K1P2); and REDD1 (also known as RTP801). REDD1 is a negative regulator of mammalian target of rapamycin (mTOR) signaling. (see, e.g., Brugarolas et al (2004) Genes Dev 18:2893-2904.) mTOR is a key factor in determining the proliferative state of various cell types elevated mTOR signaling is common to many tumors. Therefore, it is contemplated that a compound of the present invention can be a compound mTOR expression and/or activity.

**[0148]** That a particular compound increases expression of a HIF-dependent gene associated with anti-cancer effects can be determined by any of a number of methods available in the art. For example, the ability of a compound to increase expression of a HIF-dependent anti-cancer gene can be measured *in vitro*. In one exemplary method, cells are treated with the candidate compound, and the effects on expression of the HIF-dependent genes in question are measured. See, e.g., Examples 8, in which various cell lines were treated with each of Compounds A, B, C, D, E, F, G, H, I, J, K, L, M, and N, and increase expression of BNIP3, BNIP3L, NDRG1, CDKN1C, and REDD1/RTP801 was observed. (See Table 14, Table 15, Table 16, Table 17, and Table 18.)

**[0149]** To select a compound for use in the present invention, the ability of the candidate compound to increase expression of HIF-dependent anti-cancer genes *in vivo* can also be measured. Methods for making such a determination are various and well-known in the art. For example, a test compound can be administered to an animal, and, subsequently, various tissues can be analyzed for levels of expression or the genes of interest. See, e.g., Example 9, in which Swiss Webster mice were administered intravenously a single dose of one of Compounds A, B, C, D, E, F, J, L, and N. Subsequently, kidney and liver tissues were analysed and increased expression of BNIP3, BNIP3L, and NDRG1 was observed. (See Table 19 and Table 20.)

**[0150]** In particular embodiments, a compound suitable for use in the present invention is identified by the ability of the compound to achieve specific therapeutic effects in a validated *in vivo* animal model of cancer. For example, a test

compound can be administered in an animal model of the human cancer of interest, and the ability of the compound to inhibit tumor growth, reduce tumor volume, reduce tumor weight, inhibit tumor progression, reduce metastatic frequency, and/or improve survival is measured. See, e.g., Examples 1 through 7, in which compounds of the present invention. Compounds A, D, C, D, and H, were administered in mouse xenograft models of lung, breast, colon, and ovarian cancer, and inhibition of tumor growth, tumor volume, tumor weight, tumor progression, metastatic frequency, as well as improvement in survival, were observed.

### Combinatorial Therapies

**[0151]** In some embodiments, the agents of the present invention are to be administered to the subject with one or more chemotherapeutics. Accordingly, the present invention provides alternative or improved agents for use in the treatment or prevention of cancer. In particular, the present inventors have discovered that such combinatorial therapies may result in greater inhibition of tumor progression compared to the corresponding monotherapies. Moreover, the present inventors have discovered that such combinatorial therapies may result in improved morbidity compared to the chemotherapeutic monotherapy. In this way, the combinatorial therapies of the present invention may decrease the toxic effects of the chemotherapeutic monotherapy.

**[0152]** Accordingly, in some embodiments, the agents of the invention are to be administered to the subject with one or more chemotherapeutics. The administration of the one or more chemotherapeutics in combination with one or more compounds of the present may be simultaneous, separate, or sequential administration, and administration may be in any order. Suitable chemotherapeutics will be well known to the skilled person in the art. For example, the chemotherapeutics may be selected from the group consisting of alkylating agents; nitrosoureas; antimetabolites; anthracyclines and related drugs; topoisomerase II inhibitors; mitotic inhibitor and corticosteroid hormones. Known alkylating agents include busulfan, cisplatin, carboplatin, chlorambucil, cyclophosphamide, ifosfamide, dacarbazine (DTTC), mechlorethamine (nitrogen mustard), melphalan and temozolomide. Known nitrosoureas include carmustine (BCNU) and lomustine (CCNU). Known antimetabolites include 5-fluorouracil, capecitabine, 6-mercaptopurine, methotrexate, gemcitabine, cytarabine (ara-C), fludarabine and pemetrexed. Known anthracyclines and related drugs include daunorubicin, doxorubicin (Adriamycin), epirubicin, idarubicin and mitoxantrone. Known topoisomerase II inhibitors include topotecan, irinotecan, etoposide (VP-16) and teniposide. Known mitotic inhibitors include taxanes (paclitaxel, docetaxel) and the vinca alkaloids (vinblastine, vincristine and vinorelbine). Known corticosteroid hormones include prednisone and dexamethasone.

**[0153]** The chemotherapeutics may also be selected from other known chemotherapeutics, e.g. L-asparaginase, dactinomycin, thalidomide, tretinoin, imatinib (Gleevec), gefitinib (Iressa), erlotinib (Tareeva), rituximab (Rituxan), bevacizumab (Avastin), anti-estrogens (tamoxifen, fulvestrant), aromatase inhibitors (anastrozole, exemestane, letrozole), progestins (megestrol acetate), anti-androgens (bicalutamide, flutamide) and LHRH agonists (leuprolide, goserelin).

**[0154]** It is particularly contemplated that the chemotherapeutic agent can be, for example, a microtubule poison, a DNA alkylating agent, etc. Suitable microtubule poisons include, but are not limited to, paclitaxel. Suitable DNA alkylating agents include, e.g., Carboplatin, etc.

### Modes of Administration

**[0155]** The agents of the present invention can be delivered directly or in pharmaceutical compositions containing excipients, as is well known in the art. The agents are administered in an effective amount to a subject having or at risk for having cancer.

**[0156]** An effective amount, e.g., dose, of compound or drug can readily be determined by routine experimentation, as can an effective and convenient route of administration and an appropriate formulation. Various formulations and drug delivery systems are available in the art. (See, e.g., Gennaro, ed. (2000) Remington's Pharmaceutical Sciences, supra; and Hardman, Limbird, and Gilman, eds. (2001) The Pharmacological Basis of Therapeutics, supra.)

**[0157]** Suitable routes of administration may, for example, include oral, rectal, topical, nasal, pulmonary, ocular, intestinal, and parenteral administration. Primary routes for parenteral administration include intravenous, intramuscular, and subcutaneous administration. Secondary routes of administration include intraperitoneal, intra-arterial, intra-articular, intracardiac, intracisternal, intradermal, intralesional, intraocular, intrapleural, intrathecal, intrauterine, and intraventricular administration. The indication to be treated along with the physical, chemical, and biological properties of the drug, dictate the type of formulation and the route of administration to be used, as well as whether local or systemic delivery would be preferred.

**[0158]** In preferred embodiments, the compounds of the present invention are administered orally. For example, in certain embodiments, the invention provides for oral administration of a compound selected from the group consisting of: Compound A [(1-Chloro 4-hydroxy-isoquinoline-3-carbonyl)-amino]-acetic acid]; Compound B [(S)-2-[(4-Hydroxy-7-phenoxy-6,7-dihydro-isoquinoline-3-carbonyl) amino]-propionic acid]; Compound C [[4-Hydroxy-7(4-methoxy-phe-

noxy)-isoquinoline-3-carbonyl]-amino)-acetic acid]; Compound 1) [[(4-Hydroxy-1-methyl-7-phenoxyisoquinoline-3-carbonyl)-acetic]-acetic acid]; Compound E [[7-(4-Fluoro-phenoxy)-4-hydroxyisoquinoline-3-carbonyl]-amino)-acetic acid]; Compound F [4-Oxo-1,4-dihydro-[1,1 0]phenanthroline-3-carboxylic acid], Compound G [3-[[4-(3,3-Dibenzyl-ureido)-benzenesulfonyl]-2-(4-methoxy-phenyl)-ethyl]-amino]-N-hydroxy-propionamide], Compound H [[(7-Chloro-3-hydroxy-quinoline-2-carbonyl)-amino]-acetic acid], Compound I [[(1-Chloro-4-hydroxy-7-methoxyisoquinoline-3-carbonyl)-3-carbonyl]-amino]-acetic acid], Compound J [[(6,7-Dichloro 4-hydroxy isoquinoline-3-carbonyl)-amino] acetic acid], Compound K [[(4-Hydroxy-7-phenoxyisoquinoline-3-carbonyl)-amino]-acetic acid], Compound L [(S)-2-[(4-Hydroxy-7-phenylsulfanylisoquinoline-3-carbonyl)-amino]-propionic acid], Compound M [[(4-Hydroxy-1,7-diphenoxyisoquinoline-3-carbonyl)-amino]-acetic acid], and Compound N [(4-hydroxy-7-phenylsulfanylisoquinoline-3-carbonyl)-amino]-acetic acid.

**[0159]** Pharmaceutical dosage forms of a compound of the invention may be provided in an instant release, controlled release, sustained release, or target drug-delivery system. Commonly used dosage forms include, for example, solutions and suspensions, (micro-) emulsions, ointments, gels and patches, liposomes, tablets, dragees, soft or hard shell capsules, suppositories, ovules, implants, amorphous or crystalline powders, aerosols, and lyophilized formulations. Depending on route of administration used, special devices may be required for application or administration of the drug, such as, for example, syringes and needles, inhalers, pumps, injection pens, applicators, or special flasks. Pharmaceutical dosage forms are often composed of the drug, an excipient(s), and a container/closure system. One or multiple excipients, also referred to as inactive ingredients, can be added to a compound of the invention to improve or facilitate manufacturing, stability, administration, and safety of the drug, and can provide a means to achieve a desired drug release profile. Therefore, the type of excipient(s) to be added to the drug can depend on various factors, such as, for example, the physical and chemical properties of the drug, the route of administration, and the manufacturing procedure. Pharmaceutically acceptable excipients are available in the art, and include those listed in various pharmacopoeias. (See, e.g., USP, JP, EP, and BP, FDA web page ([www.fda.gov](http://www.fda.gov)), Inactive Ingredient Guide 1996, and Handbook of Pharmaceutical Additives, ed. Ash; Synapse Information Resources, Inc. 2002.)

**[0160]** Pharmaceutical dosage forms of a compound of the present invention may be manufactured by any of the methods well-known in the art, such as, for example, by conventional mixing, sieving, dissolving, melting, granulating, dragee-making, tableting, suspending, extruding, spray-drying, levigating, emulsifying, (nano/micro-) encapsulating, entrapping, or lyophilization processes. As noted above, the compositions of the present invention can include one or more physiologically acceptable inactive ingredients that facilitate processing of active molecules into preparations for pharmaceutical use.

**[0161]** Proper formulation is dependent upon the desired route of administration. For intravenous injection, for example, the composition may be formulated in aqueous solution, if necessary using physiologically compatible buffers, including, for example, phosphate, histidine, or citrate for adjustment of the formulation pH, and a tonicity agent, such as, for example, sodium chloride or dextrose. For transmucosal or nasal administration, semisolid, liquid formulations, or patches may be preferred, possibly containing penetration enhancers. Such penetrants are generally known in the art. For oral administration, the compounds can be formulated in liquid or solid dosage forms and as instant or controlled/sustained release formulations. Suitable dosage forms for oral ingestion by a subject include tablets, pills, dragees, hard and soft shell capsules, liquids, gels, syrups, slurries, suspensions, and emulsions. The compounds may also be formulated in rectal compositions, such as suppositories or retention enemas, e.g., containing conventional suppository bases such as cocoa butter or other glycerides.

**[0162]** Solid oral dosage forms can be obtained using excipients, which may include, fillers, disintegrants, binders (dry and wet), dissolution retardants, lubricants, glidants, antiadherants, cationic exchange resins, wetting agents, antioxidants, preservatives, coloring, and flavoring agents. These excipients can be of synthetic or natural source. Examples of such excipients include cellulose derivatives, citric acid, dicalcium phosphate, gelatine, magnesium carbonate, magnesium/sodium lauryl sulfate, mannitol, polyethylene glycol, polyvinyl pyrrolidone, silicates, silicon dioxide, sodium benzoate, sorbitol, starches, stearic acid or a salt thereof, sugars (i.e. dextrose, sucrose, lactose, etc.), talc, tragacanth mucilage, vegetable oils (hydrogenated), and waxes. Ethanol and water may serve as granulation aides. In certain instances, coating of tablets with, for example, a taste-masking film, a stomach acid resistant film, or a release-retarding film is desirable. Natural and synthetic polymers, in combination with colorants, sugars, and organic solvents or water, are often used to coat tablets, resulting in dragees. When a capsule is preferred over a tablet, the drug powder, suspension, or solution thereof can be delivered in a compatible hard or soft shell capsule.

**[0163]** In one embodiment, the compounds of the present invention can be administered topically, such as through a skin patch, a semi-solid or a liquid formulation, for example a gel, a (micro)-emulsion, an ointment, a solution, a (nano/micro)-suspension, or a foam. The penetration of the drug into the skin and underlying tissues can be regulated, for example, using penetration enhancers; the appropriate choice and combination of lipophilic, hydrophilic, and amphiphilic excipients, including water, organic solvents, waxes, oils, synthetic and natural polymers, surfactants, emulsifiers; by pH adjustment; and use of complexing agents. Other techniques, such as iontophoresis, may be used to regulate skin penetration of a compound of the invention. Transdermal or topical administration would be preferred, for example, in

situations in which local delivery with minimal systemic exposure is desired.

**[0164]** For administration by inhalation, or administration to the nose, the compounds for use according to the present invention are conveniently delivered in the form of a solution, suspension, emulsion, or semisolid aerosol from pressurized packs, or a nebuliser, usually with the use of a propellant, e.g., halogenated carbons derived from methane and ethane, carbon dioxide, or any other suitable gas. For topical aerosols, hydrocarbons like butane, isobutene, and pentane are useful. In the case of a pressurized aerosol, the appropriate dosage unit may be determined by providing a valve to deliver a metered amount. Capsules and cartridges of, for example, gelatin, for use in an inhaler or insufflator, may be formulated. These typically contain a powder mix of the compound and a suitable powder base such as lactose or starch.

**[0165]** Compositions formulated for parenteral administration by injection are usually sterile and, can be presented in unit dosage forms, e.g., in ampoules, syringes, injection pens, or in multi-dose containers, the latter usually containing a preservative. The compositions may take such forms as suspensions, solutions, or emulsions in oily or aqueous vehicles, and may contain formulatory agents, such as buffers, tonicity agents, viscosity enhancing agents, surfactants, suspending and dispersing agents, antioxidants, biocompatible polymers, chelating agents, and preservatives. Depending on the injection site, the vehicle may contain water, a synthetic or vegetable oil, and/or organic co-solvents. In certain instances, such as with a lyophilized product or a concentrate, the parenteral formulation would be reconstituted or diluted prior to administration. Depot formulations, providing controlled or sustained release of a compound of the invention, may include injectable suspensions of nano/micro particles or nano/micro or non-micronized crystals. Polymers such as poly(lactic acid), poly(glycolic acid), or copolymers thereof, can serve as controlled/sustained release matrices, in addition to others well known in the art. Other depot delivery systems may be presented in form of implants and pumps requiring incision.

**[0166]** Suitable carriers for intravenous injection for the molecules of the invention are well-known in the art and include water-based solutions containing a base, such as, for example, sodium hydroxide, to form an ionized compound, sucrose or sodium chloride as a tonicity agent, for example, the buffer contains phosphate or histidine. Co-solvents, such as, for example, polyethylene glycols, may be added. These water-based systems are effective at dissolving compounds of the invention and produce low toxicity upon systemic administration. The proportions of the components of a solution system may be varied considerably, without destroying solubility and toxicity characteristics. Furthermore, the identity of the components may be varied. For example, low-toxicity surfactant, such as polysorbates or poloxamers, may be used, as can polyethylene glycol or other co-solvents, biocompatible polymers such as polyvinyl pyrrolidone may be added, and other sugars and polyols may substitute for dextrose.

**[0167]** A therapeutically effective dose can be estimated initially using a variety of techniques well-known in the art. Initial doses used in animal studies may be based on effective concentrations established in cell culture assays. Dosage ranges appropriate for human subjects can be determined, for example, using data obtained from animal studies and cell culture assays.

**[0168]** A therapeutically effective dose or amount of a compound, agent, or drug of the present invention refers to an amount or dose of the compound, agent, or drug that results in amelioration of symptoms or a prolongation of survival in a subject. Toxicity and therapeutic efficacy of such molecules can be determined by standard pharmaceutical procedures in cell cultures or experimental animals, e.g., by determining the LD50 (the dose lethal to 50% of the population) and the ED50 (the dose therapeutically effective in 50% of the population). The dose ratio of toxic to therapeutic effects is the therapeutic index, which can be expressed as the ratio LD50/ ED50. Agents that exhibit high therapeutic indices are preferred.

**[0169]** The effective amount or therapeutically effective amount is the amount of the compound or pharmaceutical composition that will elicit the biological or medical response of a tissue, system, animal, or human that is being sought by the researcher, veterinarian, medical doctor, or other clinician, e.g., treatment of cancer, including induction of an anti-tumor effect, etc.

**[0170]** Dosages preferably fall within a range of circulating concentrations that includes the ED50 with little or no toxicity. Dosages may vary within this range depending upon the dosage form employed and/or the route of administration utilized. The exact formulation, route of administration, dosage, and dosage interval should be chosen according to methods known in the art, in view of the specifics of a subject's condition.

**[0171]** Dosage amount and interval may be adjusted individually to provide plasma levels of the active moiety that are sufficient to achieve the desired effects, i.e., minimal effective concentration (MEC). The MEC will vary for each compound but can be estimated from, for example, in vitro data and animal experiments. Dosages necessary to achieve the MEC will depend on individual characteristics and route of administration. In cases of local administration or selective uptake, the effective local concentration of the drug may not be related to plasma concentration.

**[0172]** In some embodiment of the present invention, effective doses for preferred compounds of the invention (e.g., Compound A [(1-Chloro-4-hydroxy-isoquinoline-3-carbonyl)-amino]-acetic acid]; Compound B [(S)-2-[(4-Hydroxy-7-phenoxy-6,7-dihydro-isoquinoline-3-carbonyl)-amino]-propionic acid]; Compound C [[4-Hydroxy-7-(4-methoxy-phenoxy)-isoquinoline-3-carbonyl]-amino]-acetic acid]; Compound D [[(4-Hydroxy-1-methyl-7-phenoxy-isoquinoline-3-carbonyl)-amino]-acetic acid]; Compound E [[7-(4-Fluoro-phenoxy)-4-hydroxy-isoquinoline-3-carbonyl]-amino-acetic acid];

Compound F [4-Oxo-1,4-dihydro-[1,10]phenanthroline-3-carboxylic acid], Compound G [3-[[4-(3,3-Dibenzyl-ureido)-benzenesulfonyl]-2-(4-methoxy-phenyl)-ethyl]-amino]-N-hydroxy-propionamide], Compound H [[[7-Chloro-3-hydroxy-quinoline-2-carbonyl)-amino]-acetic acid], Compound I [[[1-Chloro-4-hydroxy-7-methoxy-isoquinoline-3-carbonyl)-amino]-acetic acid], Compound J [[[6,7-Dichloro-4-hydroxy-isoquinoline-3-carbonyl)-amino]-acetic acid], Compound K [[[4-Hydroxy-7-phenoxy-isoquinoline-3-carbonyl)-amino]-acetic acid], Compound L [(S)-2-[[4-Hydroxy-7-phenylsulfanyl-isoquinoline-3-carbonyl)-amino]-propionic acid], Compound M [[[4-Hydroxy-1,7-diphenoxy-isoquinoline-3-carbonyl)-amino]-acetic acid], and Compound N [(4-hydroxy-7-phenylsulfanyl-isoquinoline-3-carbonyl)-amino]-acetic acid) include 3 mg/kg, 6 mg/kg, 10 mg/kg, 15 mg/kg, 20 mg/kg and 30 mg/kg. These doses are therefore particularly preferred for use in the present invention.

[0173] In additional embodiments, effective treatment regimes for preferred compounds of the invention (e.g., Compound A [(1-Chloro-4-hydroxy-isoquinoline-3-carbonyl)-amino]-acetic acid]; Compound B [(S)-2-[[4-Hydroxy-7-phenoxy-6,7-dihydro-isoquinoline-3-carbonyl)-amino]-propionic acid]; Compound C [[[4-Hydroxy-7-(4-methoxy-phenoxy)-isoquinoline-3-carbonyl)-amino]-acetic acid]; Compound D [[[4-Hydroxy-1-methyl-7-phenoxy-isoquinoline-3-carbonyl)-amino]-acetic acid]; Compound E [[7-(4-Fluorophenoxy)-4-hydroxy-isoquinoline-3-carbonyl)-amino]-acetic acid]; Compound F [4-Oxo-1,4-dihydro-[1,10]phenanthroline-3-carboxylic acid], Compound G [3-[[4-(3,3-Dibenzyl-ureido)-benzenesulfonyl]-2-(4-methoxy-phenyl)-ethyl]-amino]-N-hydroxy-propionamide], Compound H [[[7-Chloro-3-hydroxy-quinoline-2-carbonyl)-amino]-acetic acid], Compound I [[[1-Chloro-4-hydroxy-7-methoxy-isoquinoline-3-carbonyl)-amino]-acetic acid], Compound J [[[6,7-Dichloro-4-hydroxy-isoquinoline-3-carbonyl)-amino]-acetic acid], Compound K [[[4-Hydroxy-7-phenoxy-isoquinoline-3-carbonyl)-amino]-acetic acid], Compound L [(S)-2-[[4-Hydroxy-7-phenylsulfanyl-isoquinoline-3-carbonyl)-amino]-propionic acid], Compound M [[[4-Hydroxy-1,7-diphenoxy-isoquinoline-3-carbonyl)-amino]-acetic acid], and Compound N [(4-hydroxy-7-phenylsulfanyl-isoquinoline-3-carbonyl)-amino]-acetic acid) include administration two or three times weekly. These regimes are therefore particularly preferred for use in the present invention.

[0174] The amount of agent or composition administered may be dependent on a variety of factors, including the sex, age, and weight of the subject being treated, the severity of the affliction, the manner of administration, and the judgment of the prescribing physician.

[0175] The present compositions may, if desired, be presented in a pack or dispenser device containing one or more unit dosage forms containing the active ingredient. Such a pack or device may, for example, comprise metal or plastic foil, such as a blister pack, or glass and rubber stoppers such as in vials. The pack or dispenser device may be accompanied by instructions for administration. Compositions comprising a compound of the invention formulated in a compatible pharmaceutical carrier may also be prepared, placed in an appropriate container, and labeled for treatment of an indicated condition.

[0176] These and other embodiments of the present invention will readily occur to those of ordinary skill in the art in view of the disclosure herein.

## EXAMPLES

[0177] The invention will be further understood by reference to the following examples, which are intended to be purely exemplary of the invention.

### Example 1: Compounds and Methods of the invention Limit Progression of Subcutaneously Implanted Human H-460 Lung Tumors in a Mouse Xenograft Model

[0178] Immuno-compromised athymic CD-1 nu/nu nude mice males (5-6 weeks old) were used in this study (Charles River Laboratories, Wilmington, MA). Animals were maintained in a HEPA-filtered environment during the experimental period. Cages, food, and bedding were autoclaved. Animal diets were obtained from Harlan Teklad (Madison, WI). Hydrochloric acid, 0.15% (v/v), was added to the drinking water.

[0179] Compounds of the invention were pre-formulated in an aqueous vehicle consisting of 0.1% (w/w) Polysorbate 80 (JT Baker) and 0.5% (w/w) high viscosity carboxymethyl cellulose sodium (Spectrum) to achieve a final 10 ml/kg dosing (oral gavage). The stock solution for Taxol (Florida Infusion) was diluted to proper concentration with sterile saline for i.v. injection before used.

[0180] The human H-460 lung cancer cell line used was obtained from the National Cancer Institute. (Brower et al., (1986) Cancer Res 46:798-806.) Xenografted H-460 tumors are sensitive to chemotherapeutics commonly used in treatment of lung cancer, (See, e.g., Kraus-Bertier et al., (2000) Clin Cancer Res 6:297-304 and Lai et al., J Biomed Sci (2000) 7:64-70.)

[0181] A stock tumor was established by subcutaneously injecting a cell suspension into nude mice. The resulting tumor was maintained in nude mice subcutaneously as tumor stock prior to use. Tumor implantation was performed when the stock tumors were in log phase of growth. Before implantation, tumor tissue was harvested from stock mice

EP 1 919 463 B9

end placed in RPMI-1640 medium. Necrotic tissues were dissected away and viable tissues were cut into 1-2 mm<sup>2</sup> pieces. Tumor fragments were then transplanted subcutaneously to the right flank of the nude mice.

[0182] Treatment (administration of compounds of the present invention) was started when the inoculated tumors reached approximately 100 mm<sup>3</sup>, and continued for four weeks. Table 1 below shows the study design and treatments used in each group.

TABLE 1

Group number	Agent	Dose	Schedule	Route	n
1	CMC Vehicle	10 ml/kg	M, W, F x 4	PO	10
2	Taxol	15 mg/kg	Every 3D x 4	i.v.	10
3	Cmpd A	20 mg/kg	M, W, F x 4	PO	10
4	Cmpd A	60 mg/kg	M, W, F x 4	PO	10
5	Cmpd B	6 mg/kg	M, W, F x 4	PO	10
6	Cmpd B	20 mg/kg	M, W, F x 4	PO	10
7	Cmpd C	20mg/kg	M, W, F x 4	PO	10

PO, oral gavage; i.v., intravenous infusion; s.c., subcutaneous injection.

[0183] Sizes of the primary tumors were measured through the skin with calipers once per week. Tumor volumes were calculated by the formula  $V = (W^2 \cdot L) / 2$ . Body weight of the mice in each group was also measured once per week during the experimental period. All animals were sacrificed following thirty-two days of treatment. Primary tumors were excised and weighed on an electronic balance. Blood samples were taken during terminal sacrifice and placed in microhematocrit tubes containing EDTA. Complete Blood Counts (CBC) and reticulocyte analysis were performed with the Cell Dyn 3700 analyzer (Abbott Diagnostics), as described by the manufacturer.

[0184] Table 2 below shows the effect of various compounds of the present invention on mean tumor volumes (mm<sup>3</sup>, as measured with calipers). As shown in Table 2 below, administration of compounds of the invention resulted in reduced mean tumor volumes compared to that of vehicle controls as determined at the earliest measurement following initiation of dosing (10 days), and continuing at subsequent time points. As the study progressed, three treatment groups (Compound A, 20mg/kg, 60mg/kg; Compound B, 6mg/kg, 20mg/kg, Compound C, 20 mg/kg) consisting of compounds of the invention met statistical significance cutoffs for change vs. matched controls ( $p < 0.05$  repeat measures ANOVA; Sigstat, SPSS Inc.). Taxol, included as a positive control, also produced a statistically significant inhibition of tumor progression. As shown in Table 2 below, mean tumor volumes in animals administered compounds of the present invention were reduced compared to mean tumor volumes in vehicle control animals. The observation of reduced mean tumor volumes in all groups treated with compound of the invention (compared to control) indicated that inhibition of tumor progression and growth is obtained by compounds of the present invention.

TABLE 2

Days treatment	Vesicle control	Taxol 15mg/kg	Cmpd A 20mg/kg	Cmpd A 60mg//kg	Cmpd B 6mg/kg	Cmpd B 20mg/kg	Cmpd C 20mg/kg
0	97	83	88	105	101	108	91
10	1547	387	730	895	884	914	638
17	3065	813**	1376	1742	1949	1858	1365
24	4476	1160**	2199**	2662*	3131	3074	2239**
31	4746	1292**	2670**	2968*	3343	3229	2373**

Values represent means (n=10). One death was observed in the control group (day 17; tumor at 7,000 mm<sup>3</sup>).  
 \*= $p < 0.05$  vs. matched control, \*\*  $p < 0.01$  vs. matched control, repeated measures ANOVA.

[0185] Table 3 below shows the effect of various compounds of the present invention on mean animal body weights (grams). As shown in Table 3, animal body weights were similar across different treatment groups and throughout the

course of the study, with some increase observed over time but not specific to any treatment group. Differences in animal body weights between treatment groups did not meet statistical significance cutoffs for change (repeated measures ANOVA). Thus, differences in tumor progression as measured by mean tumor volumes could not be attributed to any generalized toxicity or suppression of normal metabolism that might have been detected by changes in body weights.

TABLE 3

Days treatment	Vehicle control	Taxol 15mg/kg	Cmpd A 20mg/kg	Cmpd A 60mg/kg	Cmpd B 6mg/kg	Cmpd B 20mg/kg	Cmpd C 20mg/kg
0	25.2	26.6	25.2	24.5	26.3	25.7	25.7
10	29.1	29.5	30.1	30.0	27.9	27.8	29.4
17	29.5	30.6	30.5	30.5	29.1	29.0	29.9
24	30.7	31.1	30.6	30.6	29.3	29.3	31.0
31	31.3	30.9	30.3	29.9	29.3	29.3	31.9

**[0186]** Table 4 below shows the effect of various compounds of the present invention on mean tumor weights (grams) measured at necropsy. As shown in Table 4, compounds of the invention also resulted in consistently reduced mean tumor weights at the study endpoint (day 32). One treatment group (compound C, 20mg/kg) met statistical significance cutoffs for change vs. the vehicle control group ( $p < 0.05$ , Dunnett's ANOVA). Results from two additional groups (Compound A, 20mg/kg; Compound A, 60mg/kg) showed P-values of 0.07 and 0.09, respectively. The decreased number of groups meeting the statistical cutoffs for mean tumors weights at necropsy as compared to progressive measurement of tumor volumes by caliper was most likely associated with cessation of growth observed in exceptionally large tumors at late time points in the vehicle control animals. Taxol, included as a positive control, also produced a statistically significant inhibition of tumor progression, reflected in reduced mean tumor weights at the study endpoint.

TABLE 4

	Vehicle control	Taxol 15mg/kg	Cmpd A 20mg/kg	Cmpd A 60mg/kg	Cmpd B 6mg/kg	Cmpd B 20mg/kg	Cmpd C 20mg/kg
Mean Tumor Mean Tumor Weight at Necropsy (g), +/- SD	5.30 +/- 2.58	1.59 +/- 0.86	3.05 +/- 2.48	3.09 +/- 2.75	4.27 +/- 3.60	3.60 +/- 2.30	2.35 +/- 2.54
Pval (vs, control; Dunnell's ANOVA)	-	0.002	0.07	0.09	0.48	0.15	0.02

**[0187]** Table 5 below shows complete blood counts and reticulocyte analysis in animals administered various compounds of the present invention. As shown in Table 5, blood parameters determined at the study endpoint were affected by treatment with compounds of the invention as well. Key markers of erythropoiesis were consistently increased in treated animals compared to that in control animals by treatment with the compounds of invention; including red blood cell counts (RBC), hemoglobin content (HGB), and hematocrit (HCT). One treatment group (compound C, 20mg/kg) met statistical significance cutoffs for change vs, the vehicle control group for both RBC and HGB ( $p < 0.05$ , Dunnett's ANOVA). These results demonstrated that compounds of the present invention affected both tumor progression and growth and erythropoiesis.

TABLE 5

	Vehicle control	Taxol 15mg/kg	Cmpd A 20mg/kg	Cmpd A 60mg/kg	Cmpd B 6mg/kg	Cmpd B 20mg/kg	Cmpd C 20mg/kg	
5	WBC (X10 <sup>3</sup> /ul)	30.9	10.4	23.2	19.4	27.3	14.9	
	RBC (X10 <sup>6</sup> /ul)	8.11	9.03	8.84	8.60	8.71	9.36	
10	HGB (g/dl)	12.1	14.1	13.3	13.5	12.7	14.0	
	HCT (%)	35.5	41.5	40.4	39.5	37.7	41.1	
	MCV (fl)	43.8	45.9	45.6	45.8	43.2	43.8	
15	MCH (pg)	15.0	15.6	15.1	15.6	14.6	14.9	
	MCHC (g/dl)	34.3	33.9	33.1	34.2	33.8	34.1	
	RDW (%)	21.3	21.8	21.3	23.6	21.4	22.3	
20	PLAT (X10 <sup>3</sup> /ul)	1699	1943	1737	1858	1536	1707	
	RET (%)	9.0	5.1	6.4	6.5	7.5	6.3	
25	Abs Retic	707	462	559	539	653	457	
	IRF	0.65	0.56	0.63	0.65	0.64	0.56	
	Neut (X10 <sup>3</sup> /ul)	27.4	7.4	15.7	15.7	18.4	11.4	
30	Lymph (X10 <sup>3</sup> /ul)	3.0	2.6	5.0	3.2	4.7	3.0	
	Mono (X10 <sup>3</sup> /ul)	0.3	0.3	1.48	0.32	2.37	0.32	
35	Eos (X10 <sup>3</sup> /ul)	0.1	0.07	0.15	0.09	0.08	0.04	
	Baso (X10 <sup>3</sup> /ul)	0.1	0.07	0.9	0.06	1.84	0.15	
40	Neut %	87.3	70.8	68.6	79.8	67.5	70.2	
	Lymph %	11.2	24.7	21.4	17.0	18.3	25.2	
	Mono %	0.73	2.97	5.75	2.04	7.61	2.67	
	EOS %	0.50	0.83	1.03	0.67	0.49	0.47	
45	Baso %	0.30	0.67	3.34	0.52	6.35	1.47	
50	Abbreviations: WBC indicates white blood cells; RBC, red blood cells; HGB, hemoglobin; HCT, hematocrit; MCV, mean corpuscular volume; MCH, mean corpuscular hemoglobin; MCHC, MCH concentration; PLAT, platelets; RDW, RBC distribution width; RET, reticulocytes; Abs Retic, reticulocyte count; IRF, immature RET fraction; Neut, neutrophils; Lymph, lymphocytes; Mono, monocytes; Eos, eosinophil count; Baso, basophils. All treatment group means were determined from 10 animals, except controls (n=8; 1 death and 1 lost sample).							

**[0188]** In a separate study, non-xenografted CD-1 nude animals had adjusted resting HGB and HCT values of 13.9 g/dl and 42 %, respectively, as compared to 12.1 g/dl and 35 % observed in the vehicle-treated xenograft animal group in the study described here. Anemia is a common side affect of cancer, thus the consistent improvements in key markers of erythropoiesis as observed following treatment with compounds of the invention reflect correction of an anemic state induced by tumor xenografts, and indicate restoration of normal blood parameters. Thus, simultaneous improvements in key blood parameters related to anemia and suppression of tumor development can be obtained with compounds of

the present invention.

**[0189]** Study endpoint tumors were fixed for H&E histological assessment. These fixed tumor samples are also examined for markers of tumor vascularity, tumor apoptosis, and tumor cell proliferation.

5 **Example 2: Compounds of the Invention Limit Progression of Subcutaneously Implanted Human A549 Lung Tumors in a Mouse Xenograft Model**

**[0190]** Procedures were carried out as described above for Example 1, with the following changes. The human 11-460 lung cancer cell line was replaced by the human A549 lung cancer cell line. Xenografted H-460 tumors are characterized by a high growth rate, while xenografted A549 tumors progress substantially more slowly. A549 has been characterized extensively. (See, e.g., (Kraus-Borthier et al., (2000) Clin Cancer Res 6:297-304; Hanze et al., (2003) Biochem Biophys Res Commun 312:571-577; Wedge et al., (2002) Cancer Res 62::4645-4655; and Abdollahi et al., (2003) Cancer Res 63:8890-8898.) Compound B treatment groups (6 mg/kg, 20 mg/kg) were replaced by Compound D treatment groups (6 mg/kg, 20 mg/kg). Other experimental parameters were identical to those described in Example 1 above.

15 **[0191]** Table 6 below shows the effect of various compounds of the present invention on A549 mean tumor volumes (mm<sup>3</sup>, calipers) in a mouse xenograft model. As shown in Table 6, administration of compounds of the invention resulted in reduced mean tumor volumes vs. controls as determined 7 days (1 week) through 9 weeks following initiation of compound dosing. Within 1 week (7 days) from the start of this study, mean tumor volumes increased 45% in the vehicle control group. Increases in mean tumor volumes in the 20 mg/kg Compound D and Compound C groups were limited to 20% and 22%, respectively. Taxol, included as a positive control, also produced a statistically significant inhibition of tumor progression, reflected by a mean tumor volume increase of 23 % in this same time interval. Reduced tumor volumes were observed in animals administered compounds of the present invention. These data indicated that administration of compounds of the present invention in a mouse xenograft tumor model resulted in inhibition or reduction of tumor growth and development. These results were consistent with results obtained with H-460 xenografted tumors, and indicated that inhibition of tumor progression and growth by compounds of the present invention occurred in independent xenografted lung tumor models having varying rates or tumor development.

TABLE 6

Weeks treatment 0	Vehicle 98	Taxol 15mg/kg 106	Cmpd A 20mg/kg 100	Cmpd A 60mg/kg 105	Cmpd D 6mg/kg 109	Cmpd D 20mg/kg 106	Cmpd C 20mg/kg 102
0	98	106	100	105	109	106	102
1	142	130	138	133	137	126	124
2	179	152	173	175	178	148	152
3	258	177	241	234	209	193	180
4	330	179	328	324	263	227	208
5	386	186	375	348	292	272	246
6	454	231	428	425	339	304	304
7	546	275	523	514	375	373	341
8	575	347	547	538	431	411	402
9	629	360	615	597	476	466	129

Values in the table represent means (n=10).

50 **[0192]** Table 7 below shows compounds of the present invention reduced tumor weights (grams) as determined at necropsy in subcutaneously implanted human A549 lung tumors in a mouse xenograft model. These results indicated that methods and compounds of the present invention are useful for inhibiting or reducing tumor growth and progression.

55

TABLE 7

Group	Mean (g)	SD
Vehicle	0.89	0.43
Taxol 15mg/kg	0.45	0.29
Cmpd A 20mg/kg	0.76	0.87
Cmpd A 60mg/kg	0.81	0.7
Cmpd D 6mg/kg	0.51	0.3
Cmpd D 20mg/kg	0.58	0.54
Cmpd C 20mg/kg	0.50	0.4

These results indicated that compounds of the present invention are useful for inhibiting or reducing tumor growth and progression.

### Example 3: Compounds of the Invention Limit Progression of Orthotopically Implanted Human H-460-GFP Lung Tumors in a Mouse Xenograft Model

**[0193]** To example the effect of compounds of the present invention in a metastatic model of tumor progression, compounds of the invention were administered to orthotopically implanted H-460-GFP xenografted animals. Tumor models employing surgical orthotopic implantation (SOI) into the organ of origin of the original tumor are regarded as representative of cancer progression, and metastasis in humans. Orthotopic implantation of H-460 increases the rate of tumor metastasis.

**[0194]** This experiment is carried out as described in Example 1 above, with the following modifications. To aid in identification and scoring of metastasis, the human H-460 lung cancer cell line was replaced by genetically-engineered tumors of GFP-transfected H-460 cells. 1-2 mm<sup>3</sup> H-460-GFP lung tumor fragments were implanted by surgical orthotopic implantation (SOI) and sutured directly into lung tissue, (Yang et al., (1998) Cancer Res 58:4217-4221.) Dosing was initiated immediately after successful confirmation of tumor take by fluorescent GFP imaging (~5 days following tumor implantation). Doxorubicin (DOX, 7.5 mg/kg, i.v. administration) was used as a chemotherapy control, and was administered on treatment days 3, 7, and 11.

**[0195]** In addition to weekly caliper measurement of primary tumor size, GFP imaging was performed on animals to monitor primary tumor progression and metastasis, starting the first day of treatment. Study endpoints were reached when an average tumor size of 2 cc or three morbid mice appear in any one group, whichever occurs first, regardless of treatment duration. Each animal was checked daily for mortality or signs of morbidity. Morbid animals were frozen. All animals, including dead animals, were examined by GFP imaging for primary tumor and metastasis at necropsy. Imaging and caliper measurements were used to determine the effects of treatment. Primary tumors were excised, measured and weighed at necropsy. Blood samples were taken during terminal sacrifice and complete blood counts (CBC) and reticulocyte analysis were performed.

**[0196]** Tumor metastasis is associated with increased morbidity and mortality in humans with metastatic cancer and in animal models of metastatic cancer. As expected, increased morbidity and mortality were observed in these animals prior to termination of the present study. The increased morbidity and mortality were recorded and animals were preserved for subsequent necropsy. The study was terminated after >3 animals were found morbid in the vehicle group on treatment day 14, at which point the remaining animals were sacrificed to evaluate and compare tumor progression in the various treatment groups.

**[0197]** Table 8 below shows the effect of compounds of the present invention on survival in H-460-GFP xenografted animals in this study. As shown in Table 8, the frequency of deaths or morbidity in this study differed between treatment groups. In the vehicle control group, 50% of animals were determined to be morbid prior to study termination. In treated animals, 10-20% of animals were determined to be morbid prior to study termination. These results suggested that compounds of the present invention are useful for treating cancer and for increasing survival of individuals having cancer.

EP 1 919 463 B9

TABLE 8

Days Treatment	Vehicle	DOX	Cmpd A 20mg/kg	Cmpd A 60mg/kg	Cmpd E 20 mg/kg	Cmpd D 20 mg/kg	Cmpd C 20 mg/kg
9	9/10	10/10	10/10	10/10	9/10	10/10	10/10
11	9/10	10/10	10/10	10/10	9/10	9/10	10/10
12	9/10	10/10	10/10	9/10	9/10	9/10	9/10
13	6/10	10/10	8/10	9/10	8/10	9/10	8/10
14	5/10	10/10	8/10	9/10	8/10	9/10	8/10

Values represent proportion of surviving animals. Morbid animals were first identified after 9 days treatment

**[0198]** To determine metastatic frequency, the thoracic and abdominal cavities of animals were examined by fluorescent imaging. Table 9 below shows the effect of administration of compounds of the present invention on the incidence of mediastinal lymph node metastasis in orthotopically H-460-GFP xenografted animals. As shown in Table 9, the incidence of mediastinal lymph node metastasis in animals administered compound of the present invention was reduced compared to that in vehicle control animals.

TABLE 9

	Vehicle	DOX	Cmpd A 20mg/kg	Cmpd A 60mg/kg	Cmpd D 20 mg/kg	Cmpd C 20 mg/kg
Metastatic Incidence	9/10	4/10 <sup>#</sup>	8/10	7/10	9/10	5/10

Values represent proportion of animals exhibiting mediastinal lymph node metastasis.  
<sup>#</sup>-p<0.1, Fisher's exact test.

**Example 4: Compounds of the Invention Limit Progression of Orthotopically Implanted Human HCT116-GFP in a Mouse Xenograft Model**

**[0199]** Procedures were carried out as described above for Example 3, except that the tumors of GFP-transfected H-460 cells were replaced with HCT116-GFP colon tumors, and surgical orthotopic implantation was directly into colon tissue.

**[0200]** The HCT116 tumor model used here is a well-characterized representative colon xenograft model. The isolation of the human HCT116 tumor cell line from a human colon carcinoma has been described. (Brattain et al (1981) Cancer Res 41:1751-1756.) To aid in the detection of tumors and metastases, HCT116 cells were transduced with genes directing the expression of fluorescent proteins (e.g., HCT116-GFP). The use of fluorescent HCT116-derived tumors in similar studies has been described previously. (Ross et al (2000) Nat Genet 24:227-235.)

**[0201]** HCT116-GFP tumor fragments harvested from the stock animals were transplanted into animals by surgical orthotopic implantation (SOI) as follows. The animals were anesthetized with isoflurane and the surgical area was sterilized using iodine and alcohol. After proper exposure of the colon following a lower midline abdominal incision, the serosa of the colon was removed and two pieces of 1 mm<sup>3</sup> tumor fragments per mouse were implanted. An 8-0 surgical suture was used to penetrate these small tumor pieces and suture them on the wall of the intestine. The intestine was then returned to the abdominal cavity. The incision in the abdominal wall was closed with a 6-0 surgical suture in one layer. The animals were kept under isoflurane anesthesia during surgery. All procedures of the operation described above were performed under a 7 x magnification microscope (Olympus). Animals were kept in a barrier facility under HEPA filtration.

**[0202]** Administration of Compound A or 5-FU (5-Fluorouracil) to the animals was initiated three days following tumor transplantation. 5-FU, a chemotherapeutic agent used as a positive control, was administered by intraperitoneal injection (60 mg/kg) at four day intervals for a total of three doses. Compound A was administered at either 20 mg/kg or 60 mg/kg three times per week. Tumor volumes were measured at day 15, day 22, and day 29.

**[0203]** As shown in Table 10, mean tumor volumes were reduced in animals administered compound A. These results showed that compounds of the present invention were effective at reducing tumor volume and inhibiting tumor progression in colon tumors.

TABLE 10

Agent	Treatment Day 15	Treatment Day 22	Treatment Day 29
CMC Vehicle	44 +/- 36	86 +/- 58	227 +/- 173
5-FU	0 +/- 0	1 +/- 4	8 +/- 13
Compound A	39 +/- 27	67 +/- 49	197 +/- 158
Compound A 60 mg/kg	24 +/- 23 24 +/- 23	45 +/- 38 45 +/- 38	152 +/- 125 152 +/- 125
(calipers, mean +/- SD, n=8-10/group)			

#### Example 5: Compounds of the Invention Limit Progression of Orthotopically Implanted Human MDA-MB-435-GFP Breast Tumors in a Mouse Xenograft Model

[0204] The experiment was conducted essentially as described above in Example 3, except that the tumors of GFP-transfected H-460 cells were replaced with MDA-MB-435-GFP breast tumors, with surgical orthotopic implantation directly into breast tissue of female CD-1 nude animals. The number of animals in each group was increased to 15. MDA-MB-435 breast tumors have an overall gene expression profile reminiscent of that in malignant melanoma, suggesting that MDA-MB-435 breast tumors are melanoma-derived. (See, e.g., Ross et al (2000) Nat Genet 24:227-235 and Ellison et al. Mol Pathol. (2002) 55:294-299.)

[0205] In the present MDA-M B-435-GFP breast cancer orthotopic study, administration of Compound A was initiated 21 days after tumor fragment implantation to the mammary fat pad of female nude mice, at time at which the volume of primary tumors reached ~150 mm<sup>3</sup>. Taxotere, a positive chemotherapeutic agent control, was administered i.v. once weekly (15 mg/kg). After mean tumor volume in the vehicle control group exceeded 1 cm<sup>3</sup>, animals were sacrificed (33 days of treatment) and primary tumors were excised from all animals and weighed.

[0206] As shown in Figure 1, mean tumor volumes in animals administered compound A were reduced by approximately 20% compared to mean tumor volumes in animals administered vehicle control, (Data in Figure 1 is presented as mean tumor volumes +/- SEM; N=15/group.)

[0207] These results indicated that compounds of the invention are useful to reduce tumor volume and inhibit progression of breast tumors. The MDA-MD-435 breast cancer cell line shares properties with cell lines of malignant melanoma origin.; therefore, these results further indicated that compounds of the present invention are useful for reducing tumor volume and inhibiting tumor progression in tumors of melanoma origin.

#### Example 6: Compounds of the Invention Limit Progression of Subcutaneously Implanted Human H460 Lung Tumors in a Mouse Xenograft Model in Combination with Chemotherapeutics

[0208] This study was used to determine the effect of combined treatments where compounds of the invention were combined with conventional anti-tumor therapies. These experiments were performed essentially as described above in Example 3, except that 1x10<sup>7</sup> H460 tumor cells were implanted subcutaneously to the flanks of female Harlan nude animals. The number of animals in each group was 10. Treatments were initiated when tumors reached an average size of approximately 100mm<sup>3</sup>.

[0209] The study design was representative of tumor progression studies of the TGD (Tumor Growth Delay) type, using a protocol that required individual animals to be humanely euthanized after reaching a set endpoint of tumor volume greater than or equal to 2cc.

[0210] Animals were administered Compound A (60 mg/kg) with or without additional administration of one of the chemotherapeutic agent paclitaxel or carboplatin. These two chemotherapeutic agents are of two broad classes of conventional anti-tumor therapeutics: microtubule poisons (paclitaxcel); and DNA-directed agents, including the sub-classification of DNA alkylating agents (carboplatin). In tumor-bearing human patients, conventional anti-tumor therapy commonly use of one or both classes of chemotherapeutic agents.

[0211] Combined treatments groups (i.e., treatment with both paclitaxel and Compound A or treatment with both carboplatin and Compound A) were administered compound of the present invention and chemotherapeutic agents on different days. The study was initiated with administration of conventional anti-tumor treatment or vehicle control, and followed one day after with administration of Compound A or vehicle control. Treatment was continued over a course of 62 days, until all animals reached a predefined end point of tumor volume greater than or equal to 2cc, or died prematurely due to other causes. (See Table 11 and Table 12 for compound and chemotherapeutic agent dosing schedule.)

EP 1 919 463 B9

TABLE 11

1 Drug/Testing Agent			
Agent	mg/kg	Route	Schedule
5% EC in D5W	-	i.v.	(q.o.d x 3) weekly start Day 1
5% EC in D5W	-	i.v.	(q.o.d x 3) weekly start Day 1
paclitaxel	15	i.v.	(q.o.d x 3) weekly start Day 1
carboplatin	120	i.p.	Q7d to end start Day 1
paclitaxel	15	i.v.	(q.o.d x 3) weekly start Day 1
carboplatin	120	i.p.	Q7d to end start Day 1

TABLE 12

2 Drug/Testing Agent			
Agent	mg/kg	Route	Schedule
vehicle	-	p.o.	(q.o.d x 3) weekly start Day 2
Cmpd A	60	p.o.	(q.o.d x 3) weekly start Day 2
vehicle	-	p.o.	(q.o.d x 3) weekly start Day 2
vehicle	-	p.o.	(q.o.d x 3) weekly start Day 2
Cmpd A	60	p.o.	(q.o.d x 3) weekly start Day 2
Cmpd A	- 60	p.o.	(q.o.d x 3) weekly start Day 2
5% EC in D5W (5% Ethanol, 5% Cremophor EL, 90% D5W D5W (Dextrose 5% in water (i.v. vehicle)) QOD (Quaque Other Die, every other day) Q7D (every seventh day)			

**[0212]** Tumor progression was determined for each treatment group and is presented as median Time-to-Endpoint (TTE). The results are shown below in Table 13.

TABLE 13

Group	Median TTB	T-C	%TGD	%TGD (2)
i.v. vehicle and p.o. vehicle	16.2	---	---	---
i.v. vehicle and Cmpd. A	17.7	1.5	9%	---
paclitaxel and p.o. vehicle	33.1	16.9	104% ---	
carboplatin and p.o. vehicle	33.5	17.3	107%	---
paclitaxel and Cmpd A	34.6	18.4	114%	5%
carboplatin and Cmpd A	34.1	17.9	110%	2%
Abbreviation: TTE, Time-to-Endpoint (days), group median; T C, Test - control (days), difference of medians; %TGD, Percent Tumor Growth Delay (vs. Group control); %TGD (2), Percent Tumor Growth Delay (vs. respective conventional chemotherapeutic controls).				

**[0213]** As shown in Table 13, tumor progression was inhibited by Compound A, resulting in a 9% delay in time to endpoint (greater or equal to 2cc tumor volume) as compared to the vehicle treated control group. Carboplatin and paclitaxel treatment also resulted in inhibition of tumor progression. When these conventional chemotherapeutics were

combined with Compound A treatment, a further inhibition of tumor progression was apparent. (See Table 13, %TGD of 5% and 2% for paclitaxel and Cmpd A and carboplatin and Cmpd A, respectively). These results showed that compounds of the present invention are effective at inhibiting or reducing tumor progression. Additionally, these results provided evidence that compounds of the present invention, when administered in combination with current chemotherapeutics, provides additional benefit for inhibiting tumor growth compared to administration of a chemotherapeutic alone.

#### Example 7: Compounds of the Invention Limit the Progression of OVCAR3 Ovarian Tumors

[0214] The experiment was conducted essentially as described above in Example 3, except that the tumors of GFP-transfected II-460 cells were replaced with OVCAR3 ovarian tumors. OVCAR3 tumor fragments (1 mm<sup>3</sup>) were implanted subcutaneously into the flanks of female CB.17 SCID mice. The number of animals in each treatment group was 10. Treatment was initiated when tumors reached an approximate average size of 100 mm<sup>3</sup>. Paclitaxel, a positive chemotherapeutic control, was administered i.v. every other day (20 mg/kg) for a total of 5 doses.

[0215] As shown in Figure 2, administration of Compound A (60 mg/kg) or Compound D (60 mg/kg) resulted in decreased tumor volumes at study end (day 29). Specifically, median tumor volumes were reduced by 26% and 5% (compared to that in vehicle-treated control animals) in animals administered Compound A and Compound D, respectively. Figure 2 is a Kruskal-Wallis box plot. The central bar within each box indicates the median value for the group, the limits of the various boxes and whiskers indicate group quartiles within the total distribution of values determined in this study.

[0216] The results indicated that compounds of the present invention are useful for reducing tumor volume and inhibiting tumor progression of ovarian tumors.

#### Example 8: *In vitro* Screening and Identification of Compounds Useful For Treating Cancer

[0217] To identify compounds useful in the present invention, the following studies were performed. The effect of compounds of the present invention on expression of various genes associated with anti-tumor activity (e.g., genes having anti-proliferative activity, genes having pro-apoptotic activity, genes having anti-tumor activity, etc.). In these experiments, the effect of compounds on BNIP3, BNIP3L, NDRG1, CDKN1C, and KHDD1/RTP801 gene expression in various types of cultured tumor cells line was examined, including Hep3B cells (human hepatocellular carcinoma), Kelly neuroblastoma cells, and MCF7 cells (human breast cancer)

##### *Hep3B human hepatocellular carcinoma cells*

[0218] The effects of various compounds of the present invention on the expression of genes associated with tumor growth and progression were examined in Hep3B cells as follows. Hep3B cells (ATCC) were cultured in DMEM containing 8% fetal bovine serum (FBS) and antibiotics. For each experiment, Hep3 cells were added to 6-well tissue culture dishes (approximately 500,000 cells per well). After 8 hours, the media was replaced with DMEM containing 0.5% FBS. Sixteen hours later, various compounds of the present invention were added to the cultured cells to a final concentration of 25 μM. The cells were then harvested and added to RNA extraction buffer (RNeasy, Qiagen). RNA was isolated from cell lysates using RNeasy Mini spin columns (Qiagen) according to the manufacturer's instructions. Changes in expression of various gene transcript levels associated with tumor growth and progression were determined by Affymetrix microarray. Labeled probes were prepared and hybridized to U133A Affymetrix microarrays.

[0219] Changes in gene expression levels *in vitro* following compound addition are presented as fold change relative to gene expression levels observed in control cells treated with DMSO only. Data represents the average of two independent studies.

##### *Kelly neuroblastoma cells*

[0220] The effects of various compounds of the present invention on the expression of genes associated with tumor growth and progression were examined in Kelly neuroblastoma cells as follows. Kelly neuroblastoma cells were grown in RPMI media. For each experiment, Kelly neuroblastoma cells were added to 96-well tissue culture plates (approximately 40,000 cells per well) such that the plated cells reached confluence the following day. On the following day, the cells were washed and the media replaced with RPMI containing 0.5% FBS. Various compounds of the present invention were added to the cultured cells to a final concentration of 20 μM, and the cells cultured for an additional 20-24 hours. DMSO (0.5%) was added to control cell cultures.

[0221] RNA was isolated from the Kelly neuroblastoma cells using a commercial kit and used for the preparation of cDNA. BNIP3, CDKN1C, and 18S RNA levels were measured using commercial kits (18S, Applied Biosystems cat# 4319413E); BNIP3, Applied Biosystems cat# HS00969293 MH). RNA levels for BNIP3 and CDKN1C were normalized

to that of 18S RNA and is presented as fold-change compared to that observed in DMSO control cultures. Kelly cell NDRG1 and BNIP3L mRNA levels were measured by Affymetrix microarray in a separate study. Cells were harvested after 6 hours incubation with 20 $\mu$ M test compound or DMSO (0.5%) as control. RNA was isolated and labeled probes were prepared and hybridized to U133 Plus 2.0 Affymetrix microarrays. Changes in gene expression levels are presented as fold change compared to that of control (0.5% DMSO-treated) cultures.

*MCF7 human breast cancer cells*

**[0222]** The effects of various compounds of the present invention on the expression of genes associated with tumor growth and progression were examined in MCF7 breast cancer cells as follows. In some experiments, MCF7 (ATCC) cells were plated in 96-well tissue culture dishes (approximately 20,000 cells per well) and cultured in DMEM media supplemented with 10% serum. The following day, the cells were washed and the media was replaced with DMEM containing 0.5% FBS. Various compounds of the present invention were added to the cultured cells to a final concentration of 20  $\mu$ M, and the cells cultured for an additional 20-24 hours. DMSO (0.5%) was added to control cell cultures. RNA was isolated as described above. Changes in gene expression levels are presented as fold change compared to that of control (0.5% DMSO-treated) cultures.

**[0223]** In other experiments, MCF7 cells were plated in 96-well tissue culture dishes as described above. After 24 hours, the cells were washed and the media was replaced with DMEM containing 0.5% FBS. Various compounds of the present invention were added to the cultured cells to a final concentration of 20  $\mu$ M. DMSO (0.5%) was added to control cell cultures. After 24 hours, changes in gene expression of BNIP3 and 18S RNA were determined directly using one-step quantitative multiplex RT-PCR reactions according to the manufacturer's instructions (QuantiTect Multiplex RT-PCR Kit, Qiagen, catalog no. 204643). Changes in gene expression levels are presented as fold change compared to that of control (0.5% DMSO-treated) culture.

**[0224]** The effect of compounds of the present invention on expression of various genes associated with anti-tumor activity in various cell types is shown below in Tables 14, 15, 16, 17, and 18.

**[0225]** As shown below in Table 14, compounds of the present invention were effective at increasing BNIP3 gene expression in Hep3B, MCF7, and Kelly cells. (Data in Table 14 is presented as fold-increase in BNIP3 mRNA expression measured in cells treated with compound relative to that in non-treated control cells.) Increased BNIP3 gene expression is associated with pro-apoptotic activity. These results suggested that compounds of the present invention are useful for affecting tumor growth and progression and, thus, for treating cancer. Additionally, these results provide a method to identify compounds useful for the present invention.

TABLE 14

Cell	F	G	A	H	I	J	N	K	C	E	B	L	D	M
Hep3R	3.5	4.2	2.1	2.0	2.1	ND	3.6	3.0	ND	ND	ND	ND	ND	ND
MCF7	ND	ND	3.9	3.2	NO	3.3	4.9	7.7	5.0	5.3	4.5	4.8	ND	0.4
Kelly	ND	ND	9.5	5.9	ND	8.9	27.1	ND	2.6	31.8	17.2	32.8	21.9	27.6
ND (not determined)														

**[0226]** As shown below in Table 15, compounds of the present invention were effective at increasing BNIP3L gene expression in Hep3B and Kelly cells. (Data in Table 15 is presented as fold increase in BNIP3L mRNA expression measured in cells treated with compound relative to that in non treated control cells.) Increased BNIP3L, gene expression is associated with pro-apoptotic activity. These results suggested that compounds of the present invention are useful for affecting tumor growth and progression and, thus, for treating cancer. Additionally, these results provide method to identify compound useful for the present invention.

TABLE 15

Cell	F	G	A	H	I	J	N	K	C	E	B	L	D	M
Hcp3B	3.2	4.3	1.8	1.5	1.7	ND	2.8	2.2	ND	ND	ND	ND	ND	ND
Kelly	ND	ND	ND	ND	ND	ND	ND	ND	5.9	ND	ND	ND	ND	ND
ND (not determined)														

**[0227]** As shown below in Table 16, compounds of the present invention were effective at increasing CDKN1C gene

expression in MCF7 and Kelly cells. (Data in Table 16 is presented as fold-increase in CDKN1C mRNA expression measured in cells treated with compound relative to that in non-treated control cells.) Increased CDKN1C gene expression is associated inhibition of the cell-cycle inhibitors, and decreased expression of CDKN1C is associated with cell cycle progression. These results suggested that compound of the present invention are useful for affecting tumor growth and progression and, thus, for treating cancer. Additionally, those results provide a method to identify compounds useful for the present invention.

TABLE 16

Cell	F	G	A	H	I	J	N	K	C	E	B	L	D	M
MCF7	N D	N D	0.7	0.7	ND	0.8	0.4	ND	0.6	0.4	0.5	0.2	ND	2.1
Kelly	N D	N D	71.8	11.6	ND	6.9	182.8	ND	49.0	184.2	91.0	120.2	382.2	3.4
ND (not determined)														

**[0228]** As shown below in Table 117, compounds of the present invention were effective at increasing NDRG1 gene expression in Hep3B and Kelly cells. (Data in Table 17 is presented as fold-increase in NDRG1 mRNA expression measured in cells treated with compound relative to that in non-treated control cells.) Increased NDRG 1 gene expression is associated with reduced tumor progression and invasiveness. These results suggested that compounds of the present invention arc useful for affecting tumor growth and progression and, thus, for treating cancer. Additionally, these results provide a method to identify compounds useful for the present invention.

TABLE 17

Cell	F	G	A	H	I	J	N	K	C	E	R	L	D	M
Hep3B	5.4	6.8	3.3	2.4	3.3	ND	3.7	3.3	ND	ND	ND	ND	ND	ND
Kelly	ND	ND	ND	ND	ND	ND	ND	ND	7.3	ND	ND	ND	ND	ND
ND (not determined)														

**[0229]** As shown below in Table 18, compounds of the present invention were effective at increasing REDD1/RTP801 gene expression in Hep3B and Kelly cells. (Data in Table 18 is presented as fold-increase in REDD1/RTP801 mRNA expression measured in cells treated with compound relative to that in non-treated control cells.) Increased REDD1/RTP801 gene expression is associated with anti-proliferative and pro-apoptotic effects. These results suggested that compounds of the present invention are useful for affecting tumor growth and progression and, thus, for treating cancer. Additionally, these results provide a method to identify compounds useful for the present invention.

TABLE 18

Cell	F	G	A	H	I	J	N	K	C	E	B	L	D	M
Hep3B	6.3	14.1	3.1	2.1	3.8	ND	5.7	4.8	ND	ND	ND	ND	ND	ND
Kelly	ND	ND	ND	ND	ND	ND	ND	ND	3.6	ND	ND	ND	ND	and
ND (not determined)														

### Example 9: *In vivo* Screening and Identification of Compounds Useful For Treating Cancer

**[0230]** The effects of various compounds of the present invention on the expression of genes associated with tumor growth and progression (e.g., expression of genes associated with anti-proliferative effects) were examined *in vivo* as follows. In these studies, male Swiss Webster mice (25 g) were administered a single intravenous (i.v.) dose of various compounds (60 mg/kg) of the present invention via the tail vein. Four hours after administration of compound, the kidneys and liver were removed and preserved in RNAlater (Ambion). RNA isolation and cDNA synthesis was carried out as follows. Murine kidney tissue was added to TRIzol (Invitrogen) and homogenized using a 5-mm stainless steel bead for 4 minutes at 25 Hz in a Mixer Mill 300 (Qiagen). Homogenates were extracted with chloroform according to the manufacturer's instructions and aqueous supernatants were isolated. The aqueous supernatants were combined with equal

**EP 1 919 463 B9**

volumes of 70% ethanol and then loaded onto RNeasy Mini spin columns (Qiagen). RNA was isolated according to the manufacturer's instructions.

**[0231]** Synthesis of cDNA from the isolated total RNA was carried out using Omniscript reverse transcriptase (Qiagen) and random primers according to the manufacturer's instructions. Measurement of gene expression levels in compound-treated animals and in vehicle-treated control animals was performed by quantitative PCR using TaqMan Universal PCR Master Mix (Applied Biosystems) and TaqMan Assay-on-Demand assays (Applied Biosystems) in a Prism 7000 system instrument (Applied Biosystems), according to manufacturer's instructions. The assays used were as follows: 18S ribosomal RNA, Hs99999901\_s1; BNIP3, Mm00833810\_g1; BNIP3L, Mm00786306\_s1; NDRG1, Mm00440447\_ml. Each PCR amplification reaction included a standard curve and a water blank. Data for gene expression levels for BNIP3, BNIP3L, and NDRG1 were normalized to that of 18S ribosomal RNA within each sample. Data is presented as fold change in specific mRNA levels relative to that of non-treated control animals. As shown in Table 19 and Table 20 below, administration of compounds of the present invention increased expression of genes associated with pro-apoptotic activity and reduced tumor progression and invasiveness in kidney (Table 19) and liver (Table 20).

TABLE 19

Gene	Cmpd A (n=12)	Cmpd J (n=6)	Cmpd N (n=3)	Cmpd C (n=3)	Cmpd E (n=3)	Cmpd B (n=3)	Cmpd L (n=3)	Cmpd D (n=3)	Vehicle (n=20)
BNTP3	2.9 +/- 0.3	2.0 +/- 0.2	3.1 +/- 0.4	1.5 +/- 0.4	2.1 +/- 0.4	2.1 +/- 0.2	2.8 +/- 0.3	5.8 +/- 2.9	1.0 +/- 0.1
BNIP3L	2.2 +/- 0.3	1.3 +/- 0.1	3.4 +/- 0.8	0.9 +/- 0.3	0.8 +/- 0.2	1.2 +/- 0.2	3.1 +/- 0.3	5.0 +/- 3.5	1.0 +/- 0.2
NDRG1	19 +/- 0.2	1.7 +/- 0.3	1.2 +/- 0.2	1.0 +/- 0.4	1.8 +/- 0.2	0.9 +/- 0.1	1.0 +/- 0.1	3.6 +/- 2.5	1.0 +/- 0.1

TABLE 20

Gene	Cmpd F	Cmpd A	Cmpd C	Cmpd E	Cmpd D
BNIP3	1.1	2.4	3.5	1.8	1.5
BNIP3L	1.3	1.6	2.6	1.7	1.2

**[0232]** Various modifications of the invention, in addition to those shown and described herein, will become apparent to those skilled in the art from the foregoing description.

**Claims**

1. An agent that stabilizes HIF $\alpha$  or inhibits HIF hydroxylase activity for use in the treatment or prevention of cancer in a subject.
2. The agent for use as claimed in claim 1, wherein the HIF hydroxylase is HIF prolyl hydroxylase.
3. An agent for use as claimed in any of the preceding claims, wherein the subject is:
  - a) a mammalian subject, preferably a human subject; and/or
  - b) a subject having or at risk for developing a malignancy, a cancer, a tumor, or any neoplastic disease or disorder.
4. An agent for use as claimed in any of the preceding claims, wherein the agent is:
  - a) for reducing tumor volume in the subject;
  - b) for inhibiting tumor growth in the subject;
  - c) for inhibiting tumor progression in the subject;
  - d) for altering the metabolic activity of a tumor in the subject;
  - e) for inducing quiescence of a tumor in the subject;
  - f) for inhibiting or reducing metastasis in the subject;

- g) for inhibiting or reducing tumor invasiveness in the subject;
- h) for inhibiting or reducing tumor angiogenesis and tumor neovascularization in the subject;
- i) for reducing tumor weight in the subject; or
- j) for improving survival of the subject.

- 5
5. An agent for use as claimed in claim 3 or claim 4, wherein the tumor is a tumor of the lung, colon or breast.
6. An agent for use as claimed in claim 1, wherein the agent is to be administered orally, systemically, intravenously, or by injection.
- 10
7. An agent for use as claimed in any of the preceding claims, wherein the agent is to be administered to the subject with one or more chemotherapeutics.
8. An agent for use as claimed in claim 7, wherein the one or more chemotherapeutics are to be administered simultaneously, separately or sequentially to the agent that stabilizes HIF $\alpha$  or inhibits HIF prolyl hydroxylase.
- 15
9. An agent for use as claimed in claim 7 or claim 8, wherein the chemotherapeutic is:

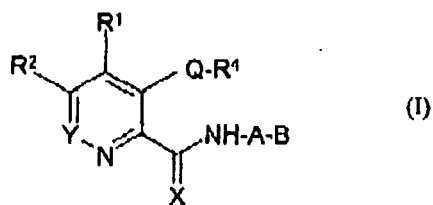
- a) selected from the group consisting of alkylating agents; nitrosoureas; antimetabolites; anthracyclines and related drugs; topoisomerase II inhibitors; mitotic inhibitors; and corticosteroid hormones; or
- b) a microtubule poison or a DNA alkylating agent.

- 20
10. An agent for use as claimed in claim 9 wherein the microtubule poison is paclitaxel and the DNA alkylating agent is carboplatin.
- 25

11. An agent for use is claimed in any of claims 1-10, wherein the agent is selected from the group consisting of:

1-Chloro-4-hydroxy-isoquinoline-3-carbonyl)-amino]-acetic acid,  
 (5)-2-[(4-Hydroxy-7-phenoxy-isoquinoline-3-carbonyl)-amino]-propionic acid,  
 {[1-Hydroxy-7-(4-methoxy-phenoxy) isoquinoline-3-carbonyl]-amino} -acetic acid,  
 [(4-Hydroxy-1-methyl-7-phenoxy-isoquinoline-3-carbonyl)-amino]-acetic acid, and  
 [7-(4-Fluoro-phenoxy)-4-hydroxy-isoquinoline-3-carbonyl]-amino-acetic acid, or the group consisting of: [4-Oxo-1,4-dihydro-[1,10]phenanthroline-3-carboxylic acid],  
 [3-[[4-(3,3-Dibenzyl-ureido)benzenesulfonyl]-[2-(4-methoxy-phenyl)-ethyl]-amino]-N hydroxy-propionamide],  
 [[(7-Chloro-3-hydroxy-quinoline-2-carbonyl)-amino]-acetic acid],  
 [[(1-Chloro-4-hydroxy-7-methoxy-isoquinoline-3-carbonyl)-amino]-acetic acid],  
 [[(6,7-Dichloro-4-hydroxy-isoquinoline-3-carbonyl)-amino]-acetic acid],  
 [[(4-Hydroxy-7-phenoxy-isoquinoline-3-carbonyl)-amino] acetic acid],  
 [(S)-2-[(4-Hydroxy-7-phenylsulfanyl-isoquinoline-3-carbonyl)-amino]-propionic acid],  
 [[(4-hydroxy 1,7-diphenoxy-isoquinoline-3-carbonyl)-amino]-acetic acid], and  
 [(4-hydroxy-7 phenylsulfanyl-isoquinoline-3-carbonyl)-amino]-acetic acid.

12. An agent for use as claimed in any of the preceding claims, wherein the agent is a compound of formula (I):



55 wherein

A is 1,2-arylidene, 1,3-arylidene, 1,4-arylidene; or (C<sub>1</sub>-C<sub>4</sub>)-alkylene, optionally substituted by one or two halogen, cyano, nitro, trifluoromethyl, (C<sub>1</sub>-C<sub>6</sub>)-alkyl, (C<sub>1</sub>-C<sub>6</sub>)-hydroxyalkyl, (C<sub>1</sub>-C<sub>6</sub>)-alkoxy, -O-[CH<sub>2</sub>]<sub>x</sub>-C<sub>f</sub>H<sub>(2f-1-g)</sub>Hal<sub>g</sub>,

(C<sub>1</sub>-C<sub>6</sub>)-fluoroalkoxy, (C<sub>1</sub>-C<sub>8</sub>)-fluoroalkenyloxy, (C<sub>1</sub>-C<sub>8</sub>)-fluoroalkynyloxy, -OCF<sub>2</sub>Cl, -O-CF<sub>2</sub>-CHFCl; (C<sub>1</sub>-C<sub>6</sub>)-alkylmercapto, (C<sub>1</sub>-C<sub>6</sub>)-alkylsulfinyl, (C<sub>1</sub>-C<sub>6</sub>)-alkylsulfonyl, (C<sub>1</sub>-C<sub>6</sub>)-alkylcarbonyl, (C<sub>1</sub>-C<sub>6</sub>)-alkoxycarbonyl, carbamoyl, N-(C<sub>1</sub>-C<sub>4</sub>)-alkylcarbamoyl, N,N-di-(C<sub>1</sub>-C<sub>4</sub>)-alkylcarbamoyl, (C<sub>1</sub>-C<sub>6</sub>)-alkylcarbonyloxy, (C<sub>3</sub>-C<sub>8</sub>)-cycloalkyl, phenyl, benzyl, phenoxy, benzyloxy, anilino, N-methylanilino, phenylmercapto, phenylsulfonyl, phenylsulfinyl, sulfamoyl, N-(C<sub>1</sub>-C<sub>4</sub>)-alkylsulfamoyl, N,N-di-(C<sub>1</sub>-C<sub>4</sub>)-alkylsulfamoyl; or by a substituted (C<sub>6</sub>-C<sub>12</sub>)-aryloxy, (C<sub>7</sub>-C<sub>11</sub>)-aralkyloxy, (C<sub>6</sub>-C<sub>12</sub>)-aryl, (C<sub>7</sub>-C<sub>11</sub>)-aralkyl radical, which carries in the aryl moiety one to five identical or different substituents selected from halogen, cyano, nitro, trifluoromethyl, (C<sub>1</sub>-C<sub>6</sub>)-alkyl, (C<sub>1</sub>-C<sub>6</sub>)-alkoxy, -O-[CH<sub>2</sub>]<sub>x</sub>-C<sub>f</sub>H<sub>(2f+1-g)</sub>-Hal<sub>g</sub> OCF<sub>2</sub>Cl, -O-CF<sub>2</sub>-CHFCl, (C<sub>1</sub>-C<sub>6</sub>)-alkylmercapto, (C<sub>1</sub>-C<sub>6</sub>)-alkylsulfinyl, (C<sub>1</sub>-C<sub>6</sub>)-alkylsulfonyl, (C<sub>1</sub>-C<sub>6</sub>)-alkylcarbonyl, (C<sub>1</sub>-C<sub>6</sub>)-alkoxycarbonyl, carbamoyl, N-(C<sub>1</sub>-C<sub>4</sub>)-alkylcarbamoyl, N,N-di-(C<sub>1</sub>-C<sub>4</sub>)-alkylcarbamoyl, (C<sub>1</sub>-C<sub>6</sub>)-alkylcarbonyloxy, (C<sub>3</sub>-C<sub>8</sub>)-cycloalkyl, sulfamoyl, N-(C<sub>1</sub>-C<sub>4</sub>)-alkylsulfamoyl, N,N-di-(C<sub>1</sub>-C<sub>4</sub>)-alkylsulfamoyl; or wherein A is -CR<sup>5</sup>R<sup>6</sup> and R<sup>5</sup> and R<sup>6</sup> are each independently selected from hydrogen, (C<sub>1</sub>-C<sub>6</sub>)-alkyl, (C<sub>3</sub>-C<sub>7</sub>)-cycloalkyl, aryl, or a substituent of the α-carbon atom of an α-amino acid, wherein the amino acid is a natural L-amino acid or its D-isomer;

B is -CO<sub>2</sub>H, -NH<sub>2</sub>, -NHSO<sub>2</sub>CF<sub>3</sub>, tetrazolyl, imidazolyl, 3-hydroxyisoxazolyl, -CONHCOR<sup>1</sup>, CONHSOR<sup>1</sup>, CONHSO<sub>2</sub>R<sup>1</sup>, where R<sup>1</sup> is aryl, heteroaryl, (C<sub>3</sub>-C<sub>7</sub>) cycloalkyl, or (C<sub>1</sub>-C<sub>4</sub>)-alkyl, optionally monosubstituted by (C<sub>6</sub>-C<sub>12</sub>)-aryl, heteroaryl, OH, SH, (C<sub>1</sub>-C<sub>4</sub>)-alkyl, (C<sub>1</sub>-C<sub>4</sub>)-alkoxy, (C<sub>1</sub>-C<sub>4</sub>)-thioalkyl, (C<sub>1</sub>-C<sub>4</sub>)-sulfinyl, (C<sub>1</sub>-C<sub>4</sub>)-sulfonyl, CF<sub>3</sub>, Cl, Br, F, I, NO<sub>2</sub>, -COOH, (C<sub>2</sub>-C<sub>5</sub>)-alkoxycarbonyl, NH<sub>2</sub>, mono-(C<sub>1</sub>-C<sub>4</sub>)-alkyl)-amino, di-(C<sub>1</sub>-C<sub>4</sub>)-alkyl)-amino, or (C<sub>1</sub>-C<sub>4</sub>)-perfluoroalkyl;

or wherein B is a CO<sub>2</sub> G carboxyl radical, where G is a radical of an alcohol G-OH in which G is selected from (C<sub>1</sub>-C<sub>20</sub>)-alkyl radical, (C<sub>3</sub>-C<sub>8</sub>) cycloalkyl radical, (C<sub>2</sub>-C<sub>20</sub>)-alkenyl radical, (C<sub>3</sub>-C<sub>8</sub>)-cycloalkenyl radical, retinyl radical, (C<sub>2</sub>-C<sub>20</sub>)-alkynyl radical, (C<sub>4</sub>-C<sub>20</sub>)-alkenylnyl radical, where the alkenyl, cycloalkenyl, alkynyl, and alkenylnyl radicals contain one or more multiple bonds; (C<sub>6</sub>-C<sub>16</sub>)-carbocyclic aryl radical, (C<sub>7</sub>-C<sub>16</sub>) carbocyclic aralkyl radical, heteroaryl radical, or heteroalkyl radical, wherein a heteroaryl radical or heteroaryl moiety of a heteroalkyl radical contains 5 or 6 ring atoms; and wherein radicals defined for G are substituted by one or more hydroxyl, halogen, cyano, trifluoromethyl, nitro, carboxyl, (C<sub>1</sub>-C<sub>12</sub>)-alkyl, (C<sub>3</sub>-C<sub>8</sub>)-cycloalkyl, (C<sub>3</sub>-C<sub>8</sub>)-cycloalkenyl, (C<sub>6</sub>-C<sub>12</sub>)-aryl, (C<sub>7</sub>-C<sub>16</sub>)-aralkyl, (C<sub>2</sub>-C<sub>12</sub>)-alkenyl, (C<sub>2</sub>-C<sub>12</sub>)-alkynyl, (C<sub>1</sub>-C<sub>12</sub>)-alkoxy, (C<sub>1</sub>-C<sub>12</sub>)-alkoxy-(C<sub>1</sub>-C<sub>12</sub>)-alkyl, (C<sub>1</sub>-C<sub>12</sub>)-alkoxy-(C<sub>1</sub>-C<sub>12</sub>)-alkoxy, (C<sub>6</sub>-C<sub>12</sub>)-aryloxy, (C<sub>7</sub>-C<sub>16</sub>)-aralkyloxy, (C<sub>1</sub>-C<sub>8</sub>)-hydroxyalkyl, -O-[CH<sub>2</sub>]<sub>x</sub>-C<sub>f</sub>H<sub>(2f+1-g)</sub>-F<sub>g</sub>, -OCF<sub>2</sub>Cl, -OCF<sub>2</sub>-CHFCl, (C<sub>1</sub>-C<sub>12</sub>)-alkylcarbonyl, (C<sub>3</sub>-C<sub>8</sub>)-cycloalkylcarbonyl, (C<sub>6</sub>-C<sub>12</sub>)-arylcarbonyl, (C<sub>7</sub>-C<sub>16</sub>)-aralkylcarbonyl, cinnamoyl, (C<sub>2</sub>-C<sub>12</sub>)-alkenylcarbonyl, (C<sub>2</sub>-C<sub>12</sub>)-alkynylcarbonyl, (C<sub>1</sub>-C<sub>12</sub>)-alkoxycarbonyl, (C<sub>1</sub>-C<sub>12</sub>)-alkoxy-(C<sub>1</sub>-C<sub>12</sub>)-alkoxycarbonyl, (C<sub>6</sub>-C<sub>12</sub>)-aryloxy carbonyl, (C<sub>7</sub>-C<sub>16</sub>)-aralkoxy carbonyl, (C<sub>3</sub>-C<sub>8</sub>)-cycloalkoxy carbonyl, (C<sub>2</sub>-C<sub>12</sub>)-alkenyloxy carbonyl, (C<sub>7</sub>-C<sub>12</sub>)-alkynyloxy carbonyl, acyloxy, (C<sub>1</sub>-C<sub>12</sub>)-alkoxycarbonyloxy, (C<sub>1</sub>-C<sub>12</sub>)-alkoxy-(C<sub>1</sub>-C<sub>12</sub>)-alkoxycarbonyloxy, (C<sub>6</sub>-C<sub>12</sub>)-aryloxy carbonyloxy, (C<sub>7</sub>-C<sub>16</sub>) aralkyloxy carbonyloxy, (C<sub>3</sub>-C<sub>8</sub>)-cycloalkoxy carbonyloxy, (C<sub>2</sub>-C<sub>12</sub>)-alkenyloxy carbonyloxy, (C<sub>2</sub>-C<sub>12</sub>)-alkynyloxy carbonyloxy, carbamoyl, N-(C<sub>1</sub>-C<sub>12</sub>)-alkylcarbamoyl, N,N-di(C<sub>1</sub>-C<sub>12</sub>)-alkylcarbamoyl, N-(C<sub>3</sub>-C<sub>8</sub>)-cycloalkyl-carbamoyl, N-(C<sub>6</sub>-C<sub>16</sub>)-arylcarbamoyl, N-(C<sub>7</sub>-C<sub>16</sub>)-aralkylcarbamoyl, N-(C<sub>1</sub>-C<sub>10</sub>)-alkyl-N-(C<sub>6</sub>-C<sub>16</sub>)-arylcarbamoyl, N-(C<sub>1</sub>-C<sub>10</sub>)-alkyl-N-(C<sub>7</sub>-C<sub>16</sub>)-aralkylcarbamoyl, N-((C<sub>1</sub>-C<sub>10</sub>)-alkoxy-(C<sub>1</sub>-C<sub>10</sub>)-alkyl), carbamoyl, N-((C<sub>6</sub>-C<sub>12</sub>)-aryloxy-(C<sub>1</sub>-C<sub>10</sub>)-alkyl)-carbamoyl, N-((C<sub>7</sub>-C<sub>16</sub>)-aralkyloxy-(C<sub>1</sub>-C<sub>10</sub>)-alkyl)-carbamoyl, N-(C<sub>1</sub>-C<sub>10</sub>)-alkyl-N-((C<sub>1</sub>-C<sub>10</sub>)-alkoxy-(C<sub>1</sub>-C<sub>10</sub>)-alkyl)-carbamoyl, N-(C<sub>1</sub>-C<sub>10</sub>)-alkyl-N-((C<sub>6</sub>-C<sub>16</sub>)-aryloxy-(C<sub>1</sub>-C<sub>10</sub>)-alkyl)-carbamoyl, N-(C<sub>1</sub>-C<sub>10</sub>)-alkyl-N-((C<sub>7</sub>-C<sub>16</sub>)-aralkyloxy-(C<sub>1</sub>-C<sub>10</sub>)-alkyl)-carbamoyl, carbamoyloxy, N-(C<sub>1</sub>-C<sub>12</sub>)-alkylcarbamoyloxy, N,N-di(C<sub>1</sub>-C<sub>12</sub>)-alkylcarbamoyloxy, N-(C<sub>3</sub>-C<sub>8</sub>)-cycloalkylcarbamoyloxy, N-(C<sub>6</sub>-C<sub>12</sub>)-arylcarbamoyloxy, N-(C<sub>7</sub>-C<sub>16</sub>)-aralkylcarbamoyloxy, N-(C<sub>1</sub>-C<sub>10</sub>)-alkyl-N-(C<sub>6</sub>-C<sub>12</sub>)-arylcarbamoyloxy, N-(C<sub>1</sub>-C<sub>10</sub>)-alkyl-N-(C<sub>7</sub>-C<sub>16</sub>)-aralkylcarbamoyloxy, N-((C<sub>1</sub>-C<sub>10</sub>) alkyl)-carbamoyloxy, N-((C<sub>6</sub>-C<sub>12</sub>)-aryloxy-(C<sub>1</sub>-C<sub>10</sub>)-alkyl)-carbannoyloxy, N-((C<sub>7</sub>-C<sub>16</sub>)-aralkyloxy-(C<sub>1</sub>-C<sub>10</sub>)-alkyl)-carbamoyloxy, N-(C<sub>1</sub>-C<sub>10</sub>)-alkyl-N-((C<sub>1</sub>-C<sub>10</sub>)-alkoxy (C<sub>1</sub>-C<sub>10</sub>)-alkyl)-carbamoyloxy, N-(C<sub>1</sub>-C<sub>10</sub>)-alkyl-N-((C<sub>6</sub>-C<sub>12</sub>)-aryloxy-(C<sub>1</sub>-C<sub>10</sub>)-alkyl)-carbamoyloxy, N-(C<sub>1</sub>-C<sub>10</sub>)-alkyl-N-((C<sub>7</sub>-C<sub>16</sub>)-aralkyloxy-(C<sub>1</sub>-C<sub>10</sub>)-alkyl)-carbamoyloxy, amino, (C<sub>1</sub>-C<sub>12</sub>)-alkylamino, di-(C<sub>1</sub>-C<sub>12</sub>)-alkylamino, (C<sub>3</sub>-C<sub>8</sub>)-cycloalkylamino, (C<sub>2</sub>-C<sub>12</sub>)-alkenylamino, (C<sub>2</sub>-C<sub>12</sub>)-alkynylamino, N-(C<sub>6</sub>-C<sub>12</sub>)-aralamino, N-(C<sub>1</sub>-C<sub>11</sub>)-aralkylamino, N-alkyl-aralkylamino, N-alkyl-arylamino, (C<sub>1</sub>-C<sub>12</sub>)-alkoxyamino, (C<sub>1</sub>-C<sub>12</sub>)-alkoxy-N-(C<sub>1</sub>-C<sub>10</sub>)-alkylamino, (C<sub>1</sub>-C<sub>12</sub>)-alkylcarbonylamino, (C<sub>3</sub>-C<sub>8</sub>)-cycloalkylcarbonylamino, (C<sub>6</sub>-C<sub>12</sub>)-arylcarbonylamino, (C<sub>7</sub>-C<sub>16</sub>)-aralkylcarbonylamino, (C<sub>4</sub>-C<sub>12</sub>)-alkylcarbonyl-N-(C<sub>1</sub>-C<sub>10</sub>)-alkylamino, (C<sub>3</sub>-C<sub>8</sub>)-cycloalkylcarbonyl-N-(C<sub>1</sub>-C<sub>10</sub>)-alkylamino, (C<sub>6</sub>-C<sub>12</sub>)-arylcarbonyl-N-(C<sub>1</sub>-C<sub>10</sub>)-alkylamino, (C<sub>3</sub>-C<sub>11</sub>)-aralkylcarbonyl-N-(C<sub>1</sub>-C<sub>10</sub>) alkylamino, (C<sub>1</sub>-C<sub>12</sub>)-alkylcarbonylamino-(C<sub>1</sub>-C<sub>8</sub>)-alkyl, (C<sub>3</sub>-C<sub>8</sub>)-cycloalkylcarbonylamino-(C<sub>1</sub>-C<sub>8</sub>)-alkyl, (C<sub>6</sub>-C<sub>12</sub>)-arylcarbonylamino-(C<sub>1</sub>-C<sub>8</sub>)-alkyl, (C<sub>7</sub>-C<sub>12</sub>)-aralkylcarbonylamino-(C<sub>1</sub>-C<sub>8</sub>)-alkyl, amino-(C<sub>1</sub>-C<sub>10</sub>)-alkyl, N-(C<sub>1</sub>-C<sub>10</sub>) alkylamino-(C<sub>1</sub>-C<sub>10</sub>)-alkyl, N,N-di-(C<sub>1</sub>-C<sub>10</sub>)-alkylamino-(C<sub>1</sub>-C<sub>10</sub>)-alkyl, (C<sub>3</sub>-C<sub>8</sub>)cycloalkylamino-(C<sub>1</sub>-C<sub>10</sub>)-alkyl, (C<sub>1</sub>-C<sub>12</sub>)-alkylmercapto, (C<sub>1</sub>-C<sub>12</sub>)-alkylsulfinyl, (C<sub>1</sub>-C<sub>12</sub>)-alkylsulfonyl, (C<sub>6</sub>-C<sub>16</sub>)-arylmercapto, (C<sub>6</sub>-C<sub>16</sub>)-arylsulfinyl, (C<sub>6</sub>-C<sub>12</sub>)-arylsulfonyl, (C<sub>7</sub>-C<sub>16</sub>)-aralkylmercapto, (C<sub>7</sub>-C<sub>16</sub>)-aralkylsulfinyl, (C<sub>7</sub>-C<sub>16</sub>)-aralkylsulfonyl, sulfamoyl, N-(C<sub>1</sub>-C<sub>10</sub>)-alkylsulfamoyl, N,N-di(C<sub>1</sub>-C<sub>10</sub>)-alkylsulfamoyl, (C<sub>3</sub>-C<sub>8</sub>)-cycloalkylsulfamoyl, N-(C<sub>6</sub>-C<sub>12</sub>)-alkylsulfamoyl, N-(C<sub>7</sub>-C<sub>16</sub>)-aralkylsulfamoyl, N-(C<sub>1</sub>-C<sub>10</sub>)-alkyl-N-(C<sub>6</sub>-C<sub>12</sub>)-arylsulfamoyl, N-(C<sub>1</sub>-C<sub>10</sub>)-alkyl-N-(C<sub>7</sub>-C<sub>16</sub>)-aralkylsulfamoyl, (C<sub>1</sub>-C<sub>10</sub>)-alkylsulfonamido, N-((C<sub>1</sub>-

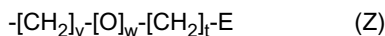
C<sub>10</sub>-alkyl)-(C<sub>1</sub>-(C<sub>10</sub>)-alkyl)sulfonamido, (C<sub>7</sub>-C<sub>16</sub>)-aralkylsulfonamido, or N-((C<sub>1</sub>-C<sub>10</sub>)-alkyl-(C<sub>7</sub>-C<sub>16</sub>)-aralkyl)sulfonamido; wherein radicals which are aryl or contain an aryl moiety, may be substituted on the aryl by one to five identical or different hydroxyl, halogen, cyano, trifluoromethyl, nitro, carboxyl, (C<sub>1</sub>-C<sub>12</sub>)-alkyl, (C<sub>3</sub>-C<sub>8</sub>)-cycloalkyl, (C<sub>6</sub>-C<sub>12</sub>)-aryl, (C<sub>7</sub>-C<sub>16</sub>)-aralkyl, (C<sub>1</sub>-C<sub>12</sub>)-alkoxy, (C<sub>1</sub>-C<sub>12</sub>)-alkoxy-(C<sub>1</sub>-C<sub>12</sub>)-alkyl, (C<sub>1</sub>-C<sub>12</sub>)-alkoxy-(C<sub>1</sub>-C<sub>12</sub>)-alkoxy, (C<sub>6</sub>-C<sub>12</sub>)-aryloxy, (C<sub>7</sub>-C<sub>16</sub>)-aralkyloxy, (C<sub>1</sub>-C<sub>8</sub>)-hydroxyalkyl, (C<sub>1</sub>-C<sub>12</sub>)-alkylcarbonyl, (C<sub>3</sub>-C<sub>8</sub>)-cycloalkyl-carbonyl (C<sub>6</sub>-C<sub>12</sub>)-arylcarbonyl, (C<sub>7</sub>-C<sub>16</sub>)-aralkylcarbonyl, (C<sub>1</sub>-C<sub>12</sub>)-alkoxycarbonyl, (C<sub>1</sub>-C<sub>12</sub>)-alkoxy-(C<sub>1</sub>-C<sub>12</sub>)-alkoxycarbonyl, (C<sub>6</sub>-C<sub>12</sub>)-aryloxycarbonyl, (C<sub>7</sub>-C<sub>16</sub>)-aralkoxycarbonyl, (C<sub>3</sub>-C<sub>8</sub>)-cycloalkoxycarbonyl, (C<sub>2</sub>-C<sub>12</sub>)-alkenyloxycarbonyl, (C<sub>2</sub>-C<sub>12</sub>)-alkynyloxycarbonyl, (C<sub>1</sub>-C<sub>12</sub>)-alkylcarbonyloxy, (C<sub>3</sub>-C<sub>8</sub>)-cycloalkylcarbonyloxy, (C<sub>6</sub>-C<sub>12</sub>)-arylcarbonyloxy, (C<sub>7</sub>-C<sub>16</sub>)-aralkylcarbonyloxy, cinnamoyloxy, (C<sub>2</sub>-C<sub>12</sub>)-alkenylcarbonyloxy, (C<sub>2</sub>-C<sub>12</sub>)-alkynylcarbonyloxy, (C<sub>1</sub>-C<sub>12</sub>)-alkoxycarbonyloxy, (C<sub>1</sub>-C<sub>12</sub>)-alkoxy-(C<sub>2</sub>-C<sub>12</sub>)-alkoxycarbonyloxy, (C<sub>6</sub>-C<sub>12</sub>)-aryloxycarbonyloxy, (C<sub>7</sub>-C<sub>16</sub>)-aralkyloxycarbonyloxy, (C<sub>3</sub>-C<sub>8</sub>)-cycloalkoxycarbonyloxy, (C<sub>2</sub>-C<sub>12</sub>)-alkenyloxycarbonyloxy, (C<sub>2</sub>-C<sub>17</sub>)-alkynyloxycarbonyloxy, carbamoyl, N-(C<sub>1</sub>-C<sub>12</sub>)-alkylcarbamoyl, N,N-di-(C<sub>1</sub>-C<sub>12</sub>)-alkylcarbamoyl, N-(C<sub>3</sub>-C<sub>8</sub>)-cycloalkylcarbamoyl, N-(C<sub>6</sub>-C<sub>12</sub>)-arylcarbamoyl, N-(C<sub>7</sub>-C<sub>16</sub>)-aralkylcarbamoyl, N-(C<sub>1</sub>-C<sub>10</sub>)-alkyl-N-(C<sub>6</sub>-C<sub>12</sub>)-arylcarbamoyl, N-(C<sub>1</sub>-C<sub>10</sub>)-alkyl-N-(C<sub>7</sub>-C<sub>16</sub>)-aralkylcarbamoyl, N-((C<sub>1</sub>-C<sub>10</sub>)-alkoxy-(C<sub>1</sub>-C<sub>10</sub>)-alkyl)-carbamoyl, N-((C<sub>6</sub>-C<sub>12</sub>)-aryloxy-(C<sub>1</sub>-C<sub>10</sub>)-alkyl)-carbamoyl, N((C<sub>7</sub>-C<sub>16</sub>)-aralkyloxy-(C<sub>1</sub>-C<sub>10</sub>)-alkyl)-carbamoyl, N-(C<sub>1</sub>-C<sub>10</sub>)-alkyl-N-((C<sub>1</sub>-C<sub>10</sub>)-alkoxy-(C<sub>1</sub>-C<sub>10</sub>)-alkoxyl)-carbamoyl, N-(C<sub>1</sub>-C<sub>10</sub>)-alkyl-N-((C<sub>6</sub>-C<sub>12</sub>)-aryloxy-(C<sub>1</sub>-C<sub>10</sub>)-alkyl)-carbamoyl, N-(C<sub>1</sub>-C<sub>10</sub>)-alkyl-N-((C<sub>7</sub>-C<sub>16</sub>)-aralkyloxy-(C<sub>1</sub>-C<sub>10</sub>)-alkyl)-carbamoyloxy, N-(C<sub>1</sub>-C<sub>12</sub>)-alkylcarbamoyloxy, N,N-di-(C<sub>1</sub>-C<sub>12</sub>)-alkylcarbamoyloxy, N-(C<sub>3</sub>-C<sub>8</sub>)-cycloalkylcarbamoyloxy, N-(C<sub>6</sub>-C<sub>12</sub>)-arylcarbamoyloxy, N-(C<sub>7</sub>-C<sub>16</sub>)-aralkylcarbamoyloxy, N-(C<sub>1</sub>-C<sub>10</sub>)-alkyl-N-(C<sub>6</sub>-C<sub>12</sub>)-arylcarbamoyloxy, N(C<sub>1</sub>-C<sub>10</sub>)-alkyl-N-(C<sub>7</sub>-C<sub>16</sub>)-aralkylcarbamoyloxy, N-((C<sub>1</sub>-C<sub>10</sub>)-alkyl)-carbamoyloxy, N-((C<sub>6</sub>-C<sub>12</sub>)-aryloxy-(C<sub>1</sub>-C<sub>10</sub>)-alkyl)-carbamoyloxy, N-((C<sub>7</sub>-C<sub>16</sub>)-aralkyloxy-(C<sub>1</sub>-C<sub>10</sub>)-alkyl)-carbamoyloxy, N-(C<sub>1</sub>-C<sub>10</sub>)-alkyl-N-((C<sub>1</sub>-C<sub>10</sub>)-alkoxy-(C<sub>1</sub>-C<sub>10</sub>)-alkyl)-carbamoyloxy, N-(C<sub>1</sub>-C<sub>10</sub>)-alkyl-N-((C<sub>6</sub>-C<sub>12</sub>)-aryloxy-(C<sub>1</sub>-C<sub>10</sub>)-alkyl)-carbamoyloxy, N-(C<sub>1</sub>-C<sub>10</sub>)-alkyl-N-((C<sub>7</sub>-C<sub>16</sub>)-aralkyloxy-(C<sub>1</sub>-C<sub>10</sub>)-alkyl)-carbamoyloxy, amino, (C<sub>1</sub>-C<sub>12</sub>)-alkylamino, di-(C<sub>1</sub>-C<sub>12</sub>)-alkylamino, (C<sub>3</sub>-C<sub>8</sub>)-cycloalkylamino, (C<sub>3</sub>-C<sub>12</sub>)-alkenylamino, (C<sub>3</sub>-C<sub>12</sub>)-alkynylamino, N-(C<sub>6</sub>-C<sub>12</sub>)-arylamino, N-(C<sub>7</sub>-C<sub>16</sub>)-aralkylamino, N-alkylaralkylamino, N-alkaryl-arylamino, (C<sub>1</sub>-C<sub>12</sub>)-alkoxyamino, (C<sub>1</sub>-C<sub>12</sub>)-alkoxy-N-(C<sub>1</sub>-C<sub>10</sub>)-alkylamino, (C<sub>1</sub>-C<sub>12</sub>)-alkylcarbonylamino, (C<sub>3</sub>-C<sub>8</sub>)-cycloalkylcarbonylamino, (C<sub>6</sub>-C<sub>12</sub>)-arylcarbonylamino, (C<sub>7</sub>-C<sub>16</sub>)-alkylcarbonylamino, (C<sub>1</sub>-C<sub>12</sub>)-alkylcarbonyl-N-(C<sub>1</sub>-C<sub>10</sub>)-alkylamino, (C<sub>3</sub>-C<sub>8</sub>)-cycloalkylcarbonyl-N-(C<sub>1</sub>-C<sub>10</sub>)-alkylamino, (C<sub>6</sub>-C<sub>12</sub>)-arylcarbonyl-N-(C<sub>1</sub>-C<sub>10</sub>)-alkylamino, (C<sub>7</sub>-C<sub>16</sub>)-aralkylcarbonyl-N-(C<sub>1</sub>-C<sub>10</sub>)-alkylamino, (C<sub>1</sub>-C<sub>12</sub>)-alkylcarbonylamino-(C<sub>1</sub>-C<sub>8</sub>)-alkyl, (C<sub>3</sub>-C<sub>8</sub>)-cycloalkylcarbonylamino-(C<sub>1</sub>-C<sub>8</sub>)-alkyl, (C<sub>6</sub>-C<sub>12</sub>)-arylcarbonylamino-(C<sub>1</sub>-C<sub>8</sub>)-alkyl, (C<sub>7</sub>-C<sub>16</sub>)-aralkylcarbonylamino-(C<sub>1</sub>-C<sub>8</sub>)-alkyl, amino N-(C<sub>1</sub>-C<sub>10</sub>)-alkylamino-(C<sub>1</sub>-C<sub>10</sub>)-alkyl, N,N-di-(C<sub>1</sub>-C<sub>10</sub>)-alkylamino-(C<sub>1</sub>-C<sub>10</sub>)-alkyl, (C<sub>3</sub>-C<sub>8</sub>)-cycloalkylamino-(C<sub>1</sub>-C<sub>10</sub>)-alkyl, (C<sub>1</sub>-C<sub>12</sub>)-alkylmercapto, (C<sub>1</sub>-C<sub>12</sub>)-alkylsulfanyl, (C<sub>1</sub>-C<sub>12</sub>)-alkylsulfonyl, (C<sub>6</sub>-C<sub>12</sub>)-arylmercapto, (C<sub>6</sub>-C<sub>12</sub>)-arylsulfanyl, (C<sub>6</sub>-C<sub>12</sub>)-arylsulfonyl, (C<sub>7</sub>-C<sub>16</sub>)-aralkylmercapto, (C<sub>7</sub>-C<sub>16</sub>)-aralkylsulfanyl, or (C<sub>1</sub>-C<sub>16</sub>)-aralkylsulfenyl;

X is O or S;

Q is O, S, NR', or a bond;

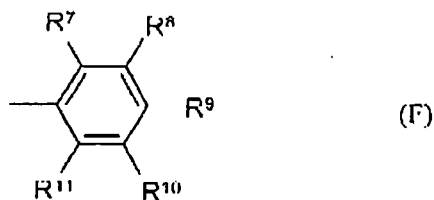
where, if Q is a bond, R<sup>4</sup> is halogen, nitrile, or trifluoromethyl;

or where, if Q is O, S, or NR', R<sup>4</sup> is hydrogen, (C<sub>1</sub>-C<sub>10</sub>)-alkyl radical, (C<sub>2</sub>-C<sub>10</sub>)-alkenyl radical, (C<sub>2</sub>-C<sub>10</sub>)-alkynyl radical, wherein alkenyl or alkynyl radical contains one or two C-C multiple bonds; unsubstituted fluoroalkyl radical of the formula -[CH<sub>2</sub>]<sub>x</sub>-C<sub>r</sub>H<sub>(2r+1-g)</sub>-F<sub>g</sub>, (C<sub>1</sub>-C<sub>8</sub>)-alkoxy-(C<sub>1</sub>-C<sub>6</sub>)-alkyl radical, (C<sub>1</sub>-C<sub>6</sub>)-alkoxy-(C<sub>1</sub>-C<sub>4</sub>)-alkoxy-(C<sub>1</sub>-C<sub>4</sub>)-alkyl radical, aryl radical, heteroaryl radical, (C<sub>7</sub>-C<sub>16</sub>)-aralkyl radical, or a radical of the Formula Z



when:

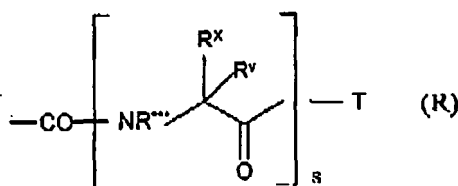
E is a heteroaryl radical, a (C<sub>3</sub>-C<sub>8</sub>)-cycloalkyl radical, or a phenyl radical of the Formula F



v is 0-6,



N-(C<sub>6</sub>-C<sub>12</sub>)-arylimino, N-(C<sub>7</sub>-C<sub>16</sub>)-aralkylimino, N-(C<sub>1</sub>-C<sub>4</sub>)-alkoxy-(C<sub>1</sub>-C<sub>6</sub>)alkylimino, and h is from 3 to 7; a carbamoyl radical of the Formula R



in which

R<sup>x</sup> and R<sup>y</sup> are each independently selected from hydrogen, (C<sub>1</sub>-C<sub>6</sub>)-alkyl, (C<sub>3</sub>-C<sub>7</sub>)-cycloalkyl, aryl, or the substituent of an α-carbon of an α-amino acid, to which the L- and D-amino acids belong,

s is 1-5,

T is OH, or NR\*R\*\*, and R\*, R\*\* and T\*\*\* are identical or different and are selected from hydrogen, (C<sub>6</sub>-C<sub>12</sub>)-aryl, (C<sub>7</sub>-C<sub>11</sub>)-aralkyl, (C<sub>1</sub>-C<sub>8</sub>)-alkyl, (C<sub>3</sub>-C<sub>8</sub>)-cycloalkyl, (+)-dehydroabietyl, (C<sub>1</sub>-C<sub>8</sub>)-alkoxy-(C<sub>1</sub>-C<sub>8</sub>)-alkyl, (C<sub>7</sub>-C<sub>12</sub>)-aralkoxy-(C<sub>1</sub>-C<sub>8</sub>)-alkyl, (C<sub>6</sub>-C<sub>12</sub>)-aryloxy-(C<sub>1</sub>-C<sub>8</sub>)-alkyl, (C<sub>1</sub>-C<sub>10</sub>)-alkanoyl, optionally substituted (C<sub>7</sub>-C<sub>16</sub>)-aralkanoyl, optionally substituted (C<sub>6</sub>-C<sub>12</sub>)-aroyl; or R\* and R\*\* together are -[CH<sub>2</sub>]<sub>h</sub>, in which a CH<sub>2</sub> group can be replaced by O, S, SO, SO<sub>2</sub>, N-acylamino, N-(C<sub>1</sub>-C<sub>10</sub>)-alkoxycarbonylimino, N-(C<sub>1</sub>-C<sub>8</sub>)-alkylimino, N-(C<sub>1</sub>-C<sub>8</sub>)-cycloalkylimino, N-(C<sub>3</sub>-C<sub>8</sub>)-cycloalkyl-(C<sub>4</sub>-C<sub>4</sub>)-alkylimino, N-(C<sub>6</sub>-C<sub>12</sub>)-arylimino, N-(C<sub>7</sub>-C<sub>16</sub>)-aralkylimino, N-(C<sub>1</sub>-C<sub>4</sub>)-alkoxy-(C<sub>1</sub>-C<sub>6</sub>)-alkoxy-(C<sub>1</sub>-C<sub>6</sub>)-alkylimino, and h is from 3 to 7;

carbamoyloxy, N-(C<sub>1</sub>-C<sub>12</sub>)-alkylcarbamoyloxy, N,N-di-(C<sub>1</sub>-C<sub>12</sub>) alkylcarbamoyloxy, N-(C<sub>3</sub>-C<sub>8</sub>)-Cycloalkylcarbamoyloxy, N-(C<sub>6</sub>-C<sub>12</sub>)-arylcabamoyloxy, N-(C<sub>7</sub>-C<sub>16</sub>)-aralkylcarbamoyloxy, N-(C<sub>1</sub>-C<sub>10</sub>)-alkyl-N-(C<sub>6</sub>-C<sub>12</sub>)-arylcabamoyloxy, N-(C<sub>1</sub>-C<sub>10</sub>)-alkyl-N-(C<sub>7</sub>-C<sub>16</sub>)-aralkylcarbamoyloxy, N-((C<sub>1</sub>-C<sub>10</sub>)-alkyl)-cabamoyloxy, N-((C<sub>6</sub>-C<sub>12</sub>)-aryloxy-(C<sub>1</sub>-C<sub>10</sub>)-alkyl)-cabamoyloxy, N-((C<sub>7</sub>-C<sub>16</sub>)-aralkyloxy-(C<sub>1</sub>-C<sub>10</sub>)-alkyl)-cabamoyloxy, N-(C<sub>1</sub>-C<sub>10</sub>)-alkyl-N-((C<sub>1</sub>-C<sub>10</sub>)-alkoxy-(C<sub>1</sub>-C<sub>10</sub>)-alkyl)-cabamoyloxy, N-(C<sub>1</sub>-C<sub>10</sub>)-alkyl-N-((C<sub>6</sub>-C<sub>10</sub>)-aryloxy-(C<sub>1</sub>-C<sub>10</sub>)-alkyl)-cabamoyloxy, N-(C<sub>1</sub>-C<sub>10</sub>)-alkyl-N-((C<sub>7</sub>-C<sub>16</sub>)-aralkyloxy-(C<sub>1</sub>-C<sub>10</sub>)-alkyl)-cabamoyloxyamino, (C<sub>1</sub>-C<sub>12</sub>)-alkylamino, di-(C<sub>1</sub>-C<sub>12</sub>)-alkylamino, (C<sub>3</sub>-C<sub>8</sub>)-cycloalkylamino, (C<sub>4</sub>-C<sub>12</sub>)-alkenylamino, (C<sub>3</sub>-C<sub>12</sub>)-alkynylamino, N-(C<sub>6</sub>-C<sub>12</sub>)-arylamino, N-(C<sub>7</sub>-C<sub>11</sub>)-aralkylamino, N-alkyl-aralkylamino, N-alkyl-arylamino, (C<sub>1</sub>-C<sub>12</sub>)-alkoxyamino, (C<sub>1</sub>-C<sub>12</sub>)-alkoxy-N-(C<sub>1</sub>-C<sub>10</sub>)-alkylamino, (C<sub>1</sub>-C<sub>12</sub>)-alkanoylamino, (C<sub>3</sub>-C<sub>8</sub>)-cycloalkanoylamino, (C<sub>6</sub>-C<sub>12</sub>) aroylamino, (C<sub>7</sub>-C<sub>16</sub>)-aralkanoylamino, (C<sub>1</sub>-C<sub>12</sub>)-alkanoyl-N-(C<sub>1</sub>-C<sub>10</sub>)-alkylamino, (C<sub>3</sub>-C<sub>8</sub>)-cycloalkanoyl-N-(C<sub>1</sub>-C<sub>10</sub>)-alkylamino, (C<sub>6</sub>-C<sub>12</sub>)-aroyl-N-(C<sub>1</sub>-C<sub>10</sub>)-alkylamino, (C<sub>7</sub>-C<sub>11</sub>)-aralkanoyl-N-(C<sub>1</sub>-C<sub>10</sub>)-alkylamino, (C<sub>1</sub>-C<sub>12</sub>)-alkanoylamino-(C<sub>1</sub>-C<sub>8</sub>)-alkyl, (C<sub>3</sub>-C<sub>8</sub>) cycloalkanoylamino-(C<sub>1</sub>-C<sub>8</sub>)-alkyl, (C<sub>6</sub>-C<sub>12</sub>)-aroylamino-(C<sub>1</sub>-C<sub>8</sub>) alkyl, (C<sub>7</sub>-C<sub>16</sub>)-aralkanoylamino-(C<sub>1</sub>-C<sub>8</sub>)-alkyl, amino-(C<sub>1</sub>-C<sub>10</sub>)-alkyl, N-(C<sub>1</sub>-C<sub>10</sub>)-alkylamino-(C<sub>1</sub>-C<sub>10</sub>)-alkyl, N,N-di(C<sub>1</sub>-C<sub>10</sub>)-alkylamino-(C<sub>1</sub>-C<sub>10</sub>)-alkyl, (C<sub>3</sub>-C<sub>8</sub>)-cycloalkylamino(C<sub>1</sub>-C<sub>10</sub>)-alkyl, (C<sub>1</sub>-C<sub>20</sub>)-alkylmercapto, (C<sub>1</sub>-C<sub>20</sub>)-alkylsulfinyl, (C<sub>1</sub>-C<sub>20</sub>)-alkylsulfonyl, (C<sub>6</sub>-C<sub>12</sub>)-arylmercapto, (C<sub>6</sub>-C<sub>12</sub>)-arylsulfinyl, (C<sub>6</sub>-C<sub>12</sub>)-arylsulfonyl, (C<sub>7</sub>-C<sub>16</sub>)-aralkylmercapto, (C<sub>7</sub>-C<sub>16</sub>)-aralkylsulfinyl, (C<sub>7</sub>-C<sub>16</sub>)-aralkylsulfonyl, (C<sub>1</sub>-C<sub>12</sub>)-alkylmercapto-(C<sub>1</sub>-C<sub>6</sub>)-alkyl, (C<sub>1</sub>-C<sub>12</sub>)-alkylsulfinyl-(C<sub>1</sub>-C<sub>6</sub>)-alkyl, (C<sub>1</sub>-C<sub>12</sub>)-alkylsulfonyl-(C<sub>1</sub>-C<sub>6</sub>)-alkyl, (C<sub>6</sub>-C<sub>12</sub>)-arylmercapto-(C<sub>1</sub>-C<sub>6</sub>)alkyl, (C<sub>6</sub>-C<sub>12</sub>)-arylsulfinyl-(C<sub>1</sub>-C<sub>6</sub>)-alkyl, (C<sub>6</sub>-C<sub>12</sub>)-arylsulfonyl-(C<sub>1</sub>-C<sub>6</sub>)-alkyl, (C<sub>7</sub>-C<sub>16</sub>)-aralkylmercapto-(C<sub>1</sub>-C<sub>6</sub>)-alkyl, (C<sub>7</sub>-C<sub>16</sub>)-aralkylsulfinyl-(C<sub>1</sub>-C<sub>6</sub>)-alkyl, (C<sub>7</sub>-C<sub>16</sub>)aralkylsulfonyl-(C<sub>1</sub>-C<sub>6</sub>)-alkyl, sulfamoyl, N-(C<sub>1</sub>-C<sub>10</sub>)-alkylsulfamoyl, N,N-di-(C<sub>1</sub>-C<sub>10</sub>)-alkylsulfamoyl, (C<sub>3</sub>-C<sub>8</sub>)-cycloalkylsulfamoyl, N-(C<sub>6</sub>-C<sub>12</sub>)-arylsulfamoyl, N-(C<sub>7</sub>-C<sub>16</sub>)-aralkylsulfamoyl, N-(C<sub>1</sub>-C<sub>10</sub>)-alkyl-N-(C<sub>6</sub>-C<sub>12</sub>)-arylsulfamoyl, N-(C<sub>1</sub>-C<sub>10</sub>)-alkyl-N-(C<sub>7</sub>-C<sub>16</sub>)-aralkylsulfamoyl, (C<sub>1</sub>-C<sub>10</sub>)-alkylsulfonamide, N-((C<sub>1</sub>-C<sub>10</sub>)-alkyl)-(C<sub>1</sub>-C<sub>10</sub>)-alkylsulfonamido, (C<sub>7</sub>-C<sub>16</sub>)-aralkylsulfonamido, and N-((C<sub>1</sub>-C<sub>10</sub>)-alkyl)-(C<sub>7</sub>-C<sub>16</sub>)-aralkylsulfonamido; where an aryl radical may be substituted by 1 to 5 substituents selected from hydroxyl, halogen, cyano, trifluoromethyl, nitro, carboxyl, (C<sub>2</sub>-C<sub>16</sub>)-alkyl, (C<sub>3</sub>-C<sub>8</sub>)-cycloalkyl, (C<sub>3</sub>-C<sub>8</sub>)-cycloalkyl-(C<sub>1</sub>-C<sub>12</sub>)-alkyl, (C<sub>3</sub>-C<sub>8</sub>)-cycloalkoxy, (C<sub>3</sub>-C<sub>8</sub>)-cycloalkyl-(C<sub>1</sub>-C<sub>12</sub>)-alkoxy, (C<sub>3</sub>-C<sub>8</sub>)-cycloalkyloxy-(C<sub>1</sub>-C<sub>12</sub>)-alkyl, (C<sub>3</sub>-C<sub>8</sub>)-cycloalkyloxy-(C<sub>1</sub>-C<sub>12</sub>)-alkoxy, (C<sub>3</sub>-C<sub>8</sub>)-cycloalkyl-(C<sub>1</sub>-C<sub>8</sub>)-alkyl-(C<sub>1</sub>-C<sub>6</sub>)-alkoxy, (C<sub>3</sub>-C<sub>8</sub>)-cycloalkyl(C<sub>1</sub>-C<sub>8</sub>)-alkoxy-(C<sub>1</sub>-C<sub>6</sub>)-alkyl, (C<sub>3</sub>-C<sub>8</sub>)-cycloalkyloxy-(C<sub>1</sub>-C<sub>8</sub>)-alkoxy-(C<sub>1</sub>-C<sub>6</sub>)-alkyl, (C<sub>3</sub>-C<sub>8</sub>)-cycloalkoxy-(C<sub>1</sub>-C<sub>8</sub>)-alkoxy-(C<sub>1</sub>-C<sub>8</sub>)-alkoxy, (C<sub>6</sub>-C<sub>12</sub>)-aryl, (C<sub>7</sub>-C<sub>16</sub>)-aralkyl, (C<sub>2</sub>-C<sub>16</sub>)-alkenyl, (C<sub>2</sub>-C<sub>12</sub>)-alkynyl, (C<sub>1</sub>-C<sub>16</sub>)-alkoxy, (C<sub>1</sub>-C<sub>16</sub>)-alkenyloxy, (C<sub>1</sub>-C<sub>12</sub>)-alkoxy-(C<sub>1</sub>-C<sub>12</sub>)-alkyl, (C<sub>1</sub>-C<sub>12</sub>)-alkoxy-(C<sub>4</sub>-C<sub>12</sub>)-alkoxy, (C<sub>1</sub>-C<sub>12</sub>)-alkoxy-(C<sub>1</sub>-C<sub>8</sub>)-alkoxy-(C<sub>1</sub>-C<sub>8</sub>)-alkyl, (C<sub>6</sub>-C<sub>12</sub>)-aryloxy, (C<sub>7</sub>-C<sub>16</sub>)-aralkyloxy, (C<sub>6</sub>-C<sub>12</sub>)-aryloxy-(C<sub>1</sub>-C<sub>6</sub>)-alkoxy, (C<sub>7</sub>-C<sub>16</sub>)-aralkoxy-(C<sub>1</sub>-C<sub>6</sub>)-alkoxy, (C<sub>1</sub>-C<sub>8</sub>)-hydroxyalkyl, (C<sub>6</sub>-C<sub>16</sub>)-aryloxy-(C<sub>1</sub>-C<sub>8</sub>)-alkyl, (C<sub>7</sub>-C<sub>16</sub>)-aralkoxy-(C<sub>1</sub>-C<sub>8</sub>)-alkyl, (C<sub>6</sub>-C<sub>12</sub>) -aryloxy-(C<sub>1</sub>-C<sub>8</sub>)-alkoxy-(C<sub>1</sub>-C<sub>6</sub>)-alkyl, (C<sub>7</sub>-C<sub>12</sub>)-aralkyloxy-(C<sub>1</sub>-C<sub>8</sub>) alkoxy-(C<sub>1</sub>-C<sub>6</sub>)-alkyl, -O [CH<sub>2</sub>]<sub>x</sub> C<sub>6</sub>H<sub>(2f+1-9)</sub>F<sub>g</sub>, -OCF<sub>2</sub>Cl, -OCF<sub>2</sub>-CHFCl, (C<sub>1</sub>-C<sub>12</sub>)-alkylcarbonyl, (C<sub>3</sub>-C<sub>18</sub>)-cycloalkylcarbonyl, (C<sub>6</sub>-C<sub>12</sub>)-arylcabamoyl, (C<sub>7</sub>-C<sub>16</sub>)-aralkylcarbonyl, (C<sub>1</sub>-C<sub>12</sub>)-alkoxycarbonyl, (C<sub>1</sub>-C<sub>12</sub>)-alkoxy-(C<sub>1</sub>-C<sub>12</sub>)-alkoxycarbonyl, (C<sub>6</sub>-C<sub>12</sub>)-aryloxycarbonyl, (C<sub>7</sub>-C<sub>16</sub>)-aralkoxycarbonyl, (C<sub>3</sub>-C<sub>8</sub>)-cycloalkoxycarbonyl, (C<sub>2</sub>-C<sub>12</sub>)alkenyloxy carbonyl, (C<sub>2</sub>-C<sub>12</sub>)-alkynyloxy-

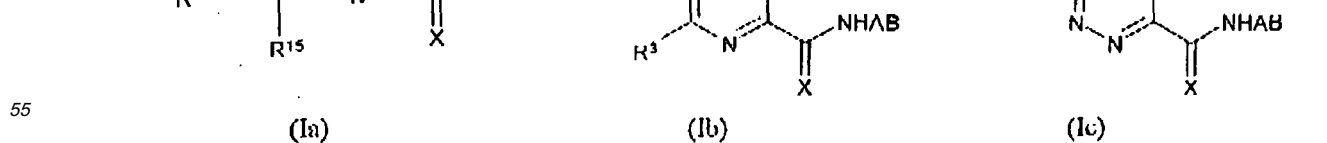
carbonyl, (C<sub>6</sub>-C<sub>12</sub>)-aryloxy-(C<sub>1</sub>-C<sub>6</sub>)-alkoxycarbonyl, (C<sub>7</sub>-C<sub>10</sub>)-aralkoxy-(C<sub>1</sub>-C<sub>16</sub>)-alkoxycarbonyl, (-C<sub>3</sub>-C<sub>8</sub>)-cycloalkyl-(C<sub>1</sub>-C<sub>6</sub>)-alkoxycarbonyl, (C<sub>3</sub>-C<sub>8</sub>)-cycloalkoxy-(C<sub>1</sub>-C<sub>6</sub>)-alkoxycarbonyl, (C<sub>1</sub>-C<sub>12</sub>)-alkylcarbonyloxy, (C<sub>3</sub>-C<sub>8</sub>)-cycloalkylcarbonyloxy, (C<sub>6</sub>-C<sub>12</sub>)-arylcarbonyloxy, (C<sub>7</sub>-C<sub>16</sub>)-aralkylcarbonyloxy, cinnamoyloxy, (C<sub>2</sub>-C<sub>12</sub>)-alkenylcarbonyloxy, (C<sub>2</sub>-C<sub>12</sub>)-alkynylcarbonyloxy, (C<sub>1</sub>-C<sub>12</sub>)-alkoxycarbonyloxy, (C<sub>1</sub>-C<sub>12</sub>)-alkoxy-(C<sub>1</sub>-C<sub>12</sub>)-alkoxycarbonyloxy, (C<sub>6</sub>-C<sub>11</sub>)-alyloxycarbonyloxy, (C<sub>7</sub>-C<sub>16</sub>)-aralkyloxycarbonyloxy, (C<sub>3</sub>-C<sub>8</sub>)-cycloalkoxy-carbonyloxy, (C<sub>3</sub>-C<sub>12</sub>)-alkenylloxycarbonyloxy, (C<sub>2</sub>-C<sub>12</sub>)-alkynylloxycarbonyloxy, carbamoyl, N-(C<sub>1</sub>-C<sub>12</sub>)-alkylcarbamoyl, N,N-di(C<sub>1</sub>-C<sub>12</sub>)-alkylcarbamoyl, N-(C<sub>3</sub>-C<sub>8</sub>)-cycloalkylcarbamoyl, N,N-dicyclo-(C<sub>3</sub>-C<sub>8</sub>)-alkylcarbamoyl, N-(C<sub>1</sub>-C<sub>10</sub>)-alkyl-N-(C<sub>3</sub>-C<sub>8</sub>)-cycloalkylcarbamoyl, N-((C<sub>3</sub>-C<sub>8</sub>)-cycloalkyl-(C<sub>1</sub>-C<sub>6</sub>)-alkyl)carbamoyl, N-(C<sub>1</sub>-C<sub>6</sub>)-alkyl-N-((C<sub>3</sub>-C<sub>8</sub>)-cycloalkyl-(C<sub>1</sub>-C<sub>6</sub>)-alkyl)carbamoyl, N-(+)-dehydroabietylcarbamoyl, N-(C<sub>1</sub>-C<sub>6</sub>)-alkyl-N-(+)-dehydroabietylcarbamoyl, N-(C<sub>6</sub>-C<sub>12</sub>)-arylcarbamoyl, N-(C<sub>1</sub>-C<sub>16</sub>)-aralkylcarbamoyl, N-(C<sub>1</sub>-C<sub>10</sub>)-alkyl-N-(C<sub>6</sub>-C<sub>16</sub>)-arylcarbamoyl, N-(C<sub>1</sub>-C<sub>10</sub>)-alkyl-N-(C<sub>7</sub>-C<sub>16</sub>)-aralkylcarbamoyl, N-((C<sub>1</sub>-C<sub>16</sub>)-alkoxy-(C<sub>1</sub>-C<sub>10</sub>)-alkyl)carbamoyl, N-((C<sub>6</sub>-C<sub>16</sub>)-aryloxy-(C<sub>1</sub>-C<sub>10</sub>)-alkyl)carbamoyl, N-((C<sub>7</sub>-C<sub>16</sub>)-aralkyloxy-(C<sub>1</sub>-C<sub>10</sub>)-alkyl)carbamoyl, N-(C<sub>1</sub>-C<sub>10</sub>)-alkyl-N-((C<sub>1</sub>-C<sub>10</sub>)-alkoxy-(C<sub>1</sub>-C<sub>10</sub>)-alkyl)carbamoyl, N-(C<sub>1</sub>-C<sub>10</sub>)-alkyl-N-((C<sub>6</sub>-C<sub>12</sub>)-aryloxy-(C<sub>1</sub>-C<sub>10</sub>)-alkyl)carbamoyl, N-(C<sub>1</sub>-C<sub>10</sub>)-alkyl-N-((C<sub>7</sub>-C<sub>16</sub>)-aralkyloxy-(C<sub>1</sub>-C<sub>10</sub>)-alkyl)carbamoyl, CON(CH<sub>2</sub>)<sub>n</sub>, in which a CH<sub>2</sub> group can be replaced by, O, S, N-(C<sub>1</sub>-C<sub>8</sub>)-alkylimino, N-(C<sub>3</sub>-C<sub>8</sub>)-cycloalkylimino, N-(C<sub>3</sub>-C<sub>8</sub>)-Cycloalkyl-(C<sub>1</sub>-C<sub>4</sub>)-alkylimino, N-(C<sub>6</sub>-C<sub>12</sub>)-arylimino, N-(C<sub>1</sub>-C<sub>16</sub>)-aralkylimino, N-(C<sub>1</sub>-C<sub>4</sub>)-alkoxy-(C<sub>1</sub>-C<sub>6</sub>)-alkylimino, and h is from 3 to 7; carbamoyloxy, N-(C<sub>1</sub>-C<sub>12</sub>)-alkylcarbamoyloxy, N,N-di-(C<sub>1</sub>-C<sub>12</sub>)-alkylcarbamoyloxy, N-(C<sub>3</sub>-C<sub>8</sub>)-cycloalkylcarbamoyloxy, N-(C<sub>6</sub>-C<sub>16</sub>)-arylcarbamoyloxy, N-(C<sub>7</sub>-C<sub>16</sub>)-aralkylcarbamoyloxy, N-(C<sub>1</sub>-C<sub>10</sub>)-alkyl-N-(C<sub>6</sub>-C<sub>12</sub>)-arylcarbamoyloxy, N-(C<sub>1</sub>-C<sub>10</sub>)-alkyl-N-(C<sub>7</sub>-C<sub>16</sub>)-aralkylcarbamoyloxy, N-((C<sub>1</sub>-C<sub>10</sub>)-alkyl)carbamoyloxy, N-((C<sub>6</sub>-C<sub>12</sub>)-aryloxy-(C<sub>1</sub>-C<sub>10</sub>)-alkyl)carbamoyloxy, N-(C<sub>1</sub>-C<sub>10</sub>)-alkyl-N-((C<sub>1</sub>-C<sub>10</sub>)-alkoxy-(C<sub>1</sub>-C<sub>10</sub>)-alkyl)carbamoyloxy, N-(C<sub>1</sub>-C<sub>10</sub>)-alkyl-N-((C<sub>6</sub>-C<sub>12</sub>)-aryloxy-(C<sub>1</sub>-C<sub>10</sub>)-alkyl)carbamoyloxy, N-(C<sub>1</sub>-C<sub>10</sub>)-alkyl-N-((C<sub>7</sub>-C<sub>16</sub>)-aralkyloxy-(C<sub>1</sub>-C<sub>10</sub>)-alkyl)carbamoyloxy, amino, (C<sub>1</sub>-C<sub>12</sub>)-alkylamino, di-(C<sub>1</sub>-C<sub>12</sub>)-alkylamino, (C<sub>3</sub>-C<sub>8</sub>)-cycloalkylamino, (C<sub>3</sub>-C<sub>12</sub>)-alkenylamino, (C<sub>3</sub>-C<sub>12</sub>)-alkynylamino, N-(C<sub>6</sub>-C<sub>12</sub>)-arylamino, N-(C<sub>7</sub>-C<sub>16</sub>)-aralkylamino, N-alkyl-aralkylamino, N-alkyl-arylamino, (C<sub>1</sub>-C<sub>12</sub>)-alkoxyamino, (C<sub>1</sub>-C<sub>12</sub>)-alkoxy-N-(C<sub>1</sub>-C<sub>10</sub>)-alkylamino, (C<sub>1</sub>-C<sub>12</sub>)-alkanoylamino, (C<sub>3</sub>-C<sub>8</sub>)-cycloalkanoylamino, (C<sub>6</sub>-C<sub>12</sub>)-aroylamino, (C<sub>7</sub>-C<sub>16</sub>)-aralkanoylamino, (C<sub>1</sub>-C<sub>12</sub>)-alkanoyl-N-(C<sub>1</sub>-C<sub>10</sub>)-alkylamino, (C<sub>3</sub>-C<sub>8</sub>)-cycloalkanoyl N-(C<sub>1</sub>-C<sub>10</sub>)-alkylamino, (C<sub>6</sub>-C<sub>12</sub>)-aroyl-N-(C<sub>1</sub>-C<sub>10</sub>)-alkylamino, (C<sub>7</sub>-C<sub>16</sub>)-aralkanoyl-N-(C<sub>1</sub>-C<sub>10</sub>)-alkylamino, (C<sub>1</sub>-C<sub>12</sub>)-alkanoylamino-(C<sub>1</sub>-C<sub>8</sub>)-alkyl, (C<sub>3</sub>-C<sub>8</sub>)-cycloalkanoylamino-(C<sub>1</sub>-C<sub>8</sub>)-alkyl, (C<sub>6</sub>-C<sub>12</sub>)-aroylamino-(C<sub>1</sub>-C<sub>8</sub>)-alkyl, (C<sub>7</sub>-C<sub>16</sub>)-aralkanoylamino-(C<sub>1</sub>-C<sub>8</sub>)-alkyl, amino-(C<sub>1</sub>-C<sub>10</sub>)-alkyl, N-(C<sub>1</sub>-C<sub>10</sub>)-alkylamino-(C<sub>1</sub>-C<sub>10</sub>)-alkyl, N,N-di-(C<sub>1</sub>-C<sub>10</sub>)-alkylamino-(C<sub>1</sub>-C<sub>10</sub>)-alkyl, (C<sub>3</sub>-C<sub>8</sub>)-cycloalkylamino-(C<sub>1</sub>-C<sub>10</sub>)-alkyl, (C<sub>1</sub>-C<sub>12</sub>)-alkylmercapto, (C<sub>1</sub>-C<sub>12</sub>)-alkylsulfinyl, (C<sub>1</sub>-C<sub>12</sub>)-alkylsulfonyl, (C<sub>6</sub>-C<sub>16</sub>)-arylmercapto, (C<sub>6</sub>-C<sub>16</sub>)-arylsulfinyl, (C<sub>16</sub>-C<sub>16</sub>)-arylsulfonyl, (C<sub>7</sub>-C<sub>16</sub>)-aralkylmercapto, (C<sub>7</sub>-C<sub>16</sub>)-aralkylsulfinyl, or (C<sub>7</sub>-C<sub>16</sub>)-aralkylsulfonyl;

or wherein R<sup>1</sup> and R<sup>2</sup>, or R<sup>2</sup> and R<sup>3</sup> form a chain [CH<sub>2</sub>]<sub>0</sub>, which is saturated or unsaturated by a C-C double bond, in which 1 or 2 CH<sub>3</sub> groups are optionally replaced by O, S, SO, SO<sub>2</sub>, or NR', and R' is hydrogen, (C<sub>6</sub>-C<sub>12</sub>)-aryl, (C<sub>1</sub>-C<sub>8</sub>)-alkyl, (C<sub>1</sub>-C<sub>8</sub>)-alkoxy-(C<sub>1</sub>-C<sub>8</sub>)-alkyl, (C<sub>7</sub>-C<sub>12</sub>)-aralkoxy-(C<sub>1</sub>-C<sub>8</sub>)-alkyl, (C<sub>6</sub>-C<sub>12</sub>)-aryloxy-(C<sub>1</sub>-C<sub>8</sub>)-alkyl, (C<sub>1</sub>-C<sub>10</sub>)-alkanoyl, optionally substituted (C<sub>7</sub>-C<sub>16</sub>)-aralkanoyl, or optionally substituted (C<sub>6</sub>-C<sub>12</sub>)-aroyl; and o is 3, 4 or 5;

or wherein the radicals R<sup>1</sup> and R<sup>2</sup>, or R<sup>2</sup> and R<sup>3</sup>, together with the pyridine or pyridazine carrying them, form a 5,6,7,8-tetrahydroisoquinoline ring, a 5,6,7,8-tetrahydroquinoline ring, or a 5,6,7,8-tetrahydrocinnoline ring;

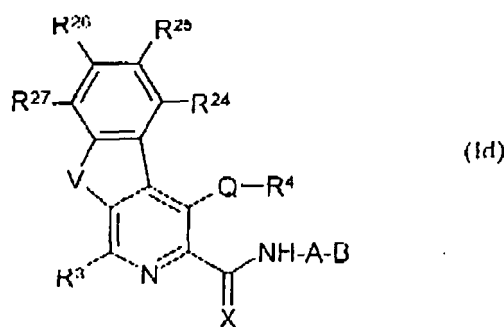
or wherein R<sup>1</sup> and R<sup>2</sup>, or R<sup>2</sup> and R<sup>3</sup> form a carbocyclic or heterocyclic 5- or 6-membered aromatic ring;

or where R<sup>1</sup> and R<sup>2</sup>, or R<sup>2</sup> and R<sup>3</sup>, together with the pyridine or pyridazine carrying them, form an optionally substituted heterocyclic ring systems selected from thienopyridines, furanopyridines, pyridopyridines, pyrimidinopyridines, imidazopyridines, thiazolopyridines, oxazolopyridines, quinoline, isoquinoline, and cinnoline; where quinoline, isoquinoline or cinnoline may satisfy the Formulae Ia, Ib and Ic:



and the substituents R<sup>12</sup> to R<sup>23</sup> in each case independently of each other have the meaning of R<sup>1</sup>, R<sup>2</sup> and R<sup>3</sup>;

or wherein the radicals R<sup>1</sup> and R<sup>2</sup>, together with the pyridine carrying them, form a compound of Formula Id:



where

V is S, O, or NR<sup>k</sup>, and R<sup>k</sup> is selected from hydrogen, (C<sub>1</sub>-C<sub>6</sub>)-alkyl, aryl, or benzyl; where an aryl radical may be optionally substituted by 1 to 5 substituents as defined above; and

R<sup>24</sup>, R<sup>25</sup>, R<sup>26</sup>, and R<sup>27</sup> in each case independently of each other have the meaning of R<sup>1</sup>, R<sup>2</sup> and R<sup>3</sup>;

f is 1 to 8;

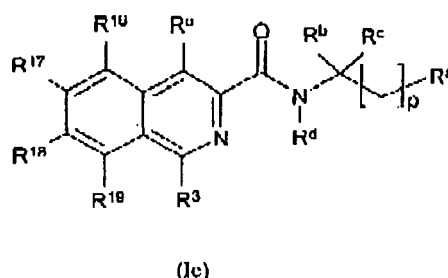
g is 0 or 1 to (2f+1);

x is 0 to 3; and

h is 3 to 7;

including the physiologically active salts, esters, and prodrugs derived wherefrom.

13. An agent for use as claimed in any of the preceding claims, wherein the agent is a compound of formula (Ic):



wherein

p is zero or one;

R<sup>a</sup> is -COOH or -WR<sup>50</sup>; provided that when R<sup>a</sup> is -COOH then p is zero and when R<sup>a</sup> is -WR<sup>50</sup> then p is one;

W is selected from the group consisting of oxygen, -S(O)<sub>n</sub>- and -NR<sup>51</sup>- where n is zero, one or two, R<sup>51</sup> is

selected from the group consisting of hydrogen, alkyl, substituted alkyl, acyl, aryl, substituted aryl, heteroaryl,

substituted heteroaryl, heterocyclic end substituted heterocyclic and R<sup>50</sup> is selected from the group consisting

of hydrogen, alkyl, substituted alkyl, aryl, substituted aryl, heteroaryl, substituted heteroaryl, heterocyclic and

substituted heterocyclic, or when W is -NR<sup>9</sup>- then R<sup>50</sup> and R<sup>51</sup>, together with the nitrogen atom to which they

are bound, can be joined to form a heterocyclic or a substituted heterocyclic group, provided that when W is -S

(O)<sub>n</sub>- and n is one or two, then R<sup>50</sup> is not hydrogen;

R<sup>3</sup> is selected from the group consisting of hydrogen, alkyl, substituted alkyl, alkoxy, substituted alkoxy, amino,

substituted amino, aminoacyl, aryl, substituted aryl, halo, heteroaryl, substituted heteroaryl, heterocyclic, sub-

stituted heterocyclic, and -XR<sup>60</sup> where X is oxygen, -S(O)<sub>n</sub>- or -NR<sup>70</sup>- where n is zero, one or two; R<sup>60</sup> is selected

from the group consisting of alkyl, substituted alkyl, aryl, substituted aryl, heteroaryl, substituted heteroaryl,

heterocyclic and substituted heterocyclic; and R<sup>70</sup> is hydrogen, alkyl or aryl; or, when X is -NR<sup>70</sup>-, then R<sup>60</sup> and

R<sup>70</sup>, together with the nitrogen atom to which they are bound, can be joined to form a heterocyclic or substituted

heterocyclic group;

R<sup>17</sup> and R<sup>18</sup> are independently selected from the group consisting of hydrogen, alkyl, substituted alkyl, aryl, substituted aryl, heteroaryl, substituted heteroaryl, halo, hydroxy, cyano, -S(O)<sub>n</sub>-N(R<sup>80</sup>)-R<sup>80</sup> where n is 0, 1, or 2, -NR<sup>80</sup>C(O)NR<sup>80</sup>R<sup>80</sup>, -XR<sup>80</sup> where X is oxygen, -S(O)<sub>n</sub>- or -NR<sup>90</sup>- where n is zero, one or two, each R<sup>80</sup> is independently selected from the group consisting of hydrogen, alkyl, substituted alkyl, aryl, substituted aryl, cycloalkyl, substituted cycloalkyl, heteroaryl, substituted heteroaryl, heterocyclic and substituted heterocyclic provided that when X is -SO- or -SO<sub>2</sub>-, then R<sup>80</sup> is not hydrogen, and R<sup>90</sup> is selected from the group consisting of hydrogen, alkyl, aryl, or R<sup>17</sup>, R<sup>18</sup> together with the carbon atom pendent thereto, term an aryl substituted aryl, heteroaryl, or substituted heteroaryl;

R<sup>16</sup> and R<sup>19</sup> are independently selected from the group consisting of hydrogen, halo, alkyl, substituted alkyl, alkoxy, substituted alkoxy, aryl, substituted aryl, heteroaryl, substituted heteroaryl and -XR<sup>60</sup> where X is oxygen, -S(O)<sub>n</sub>- or -NR<sup>70</sup>- where n is zero, one or two, R<sup>60</sup> is selected from the group consisting of alkyl, substituted alkyl, aryl, substituted aryl, heteroaryl, substituted heteroaryl, heterocyclic and substituted heterocyclic, and R<sup>70</sup> is hydrogen, alkyl or aryl or, when X is -NR<sup>70</sup>-, then R<sup>70</sup> and R<sup>60</sup>, together with the nitrogen atom to which they are bound, can be joined to form a heterocyclic or substituted heterocyclic group;

R<sup>b</sup> is selected from the group consisting of hydrogen, deuterium and methyl;

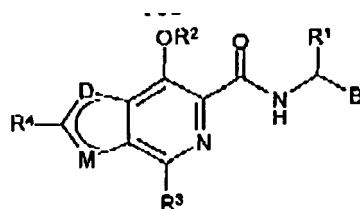
R<sup>c</sup> is selected from the group consisting of hydrogen, deuterium, alkyl and substituted alkyl; alternatively, R<sup>b</sup> and R<sup>c</sup> and the carbon pendent thereto can be joined to form cycloalkyl, substituted cycloalkyl, heterocyclic or substituted heterocyclic group;

R<sup>d</sup> is selected from the group consisting of hydrogen and alkyl or R<sup>d</sup> together with R<sup>c</sup> and the nitrogen pendent thereto can be joined to form a heterocyclic or substituted heterocyclic group; and

R<sup>e</sup> is selected from the group consisting of hydroxy, alkoxy, substituted alkoxy, acyloxy, cycloalkoxy, substituted cycloalkoxy, aryloxy, substituted aryloxy, heteroaryloxy, substituted heteroaryloxy, aryl, -S(O)<sub>n</sub>-R<sup>95</sup> wherein R<sup>95</sup> is selected from the group consisting of alkyl, cycloalkyl, substituted cycloalkyl, aryl, substituted aryl, heteroaryl and substituted heteroaryl and n is zero, one or two;

and pharmaceutically acceptable salts, esters, and prodrugs thereof.

14. An agent for use as claimed in any of the preceding claims, wherein the agent is a compound of formula (IV):



(IV)

wherein

R<sup>1</sup> are selected from the group consisting of hydrogen, (C<sub>1</sub>-C<sub>6</sub>)-alkyl, (C<sub>3</sub>-C<sub>7</sub>)-cycloalkyl, aryl, or a substituent of the α-carbon atom of an α-amino acid, wherein the amino acid is a natural L-amino acid or its D-isomer;

B is -CO<sub>2</sub>H or a CO<sub>2</sub>-G carboxy radical, where G is a radical of an alcohol G-OH, in which G is selected from the group consisting of (C<sub>1</sub>-C<sub>20</sub>)-alkyl radical, (C<sub>3</sub>-C<sub>8</sub>) cycloalkyl radical, (C<sub>2</sub>-C<sub>20</sub>)-alkenyl radical, (C<sub>3</sub>-C<sub>8</sub>)-cycloalkenyl radical, retinyl radical, (C<sub>2</sub>-C<sub>20</sub>)-alkynyl radical, (C<sub>4</sub>-C<sub>20</sub>)-alkenylnyl radical;

R<sup>2</sup> is selected from the group consisting of hydrogen, (C<sub>1</sub>-C<sub>10</sub>)-alkyl, (C<sub>2</sub>-C<sub>10</sub>)-alkenyl, (C<sub>2</sub>-C<sub>10</sub>)-alkynyl, wherein alkenyl or alkynyl contains one or two C-C multiple bonds; unsubstituted fluoroalkyl radical of the formula -[CH<sub>2</sub>]<sub>x</sub>-C<sub>f</sub>H<sub>(2f+1-g)}</sub>-F<sub>g</sub>, aryl, heteroaryl, and (C<sub>7</sub>-C<sub>11</sub>)-aralkyl; one of D or M is -S-, and the other is -C(R<sup>5</sup>)-;

R<sup>3</sup>, R<sup>4</sup>, and R<sup>5</sup> are identical or different and are selected from the group consisting of hydrogen, hydroxyl, halogen, cyano, trifluoromethyl, nitro, carboxyl; (C<sub>1</sub>-C<sub>20</sub>)-alkyl, (C<sub>3</sub>-C<sub>8</sub>)-cycloalkyl, (C<sub>3</sub>-C<sub>8</sub>)-cycloalkoxy, (C<sub>6</sub>-C<sub>12</sub>) aryl, (C<sub>7</sub>-C<sub>16</sub>)-aralkyl, (C<sub>7</sub>-C<sub>16</sub>)-aralkenyl, (C<sub>7</sub>-C<sub>16</sub>)-aralkynyl, (C<sub>2</sub>-C<sub>20</sub>)-alkenyl, (C<sub>2</sub>-C<sub>20</sub>)-alkynyl, (C<sub>1</sub>-C<sub>20</sub>)-alkoxy, (C<sub>2</sub>-C<sub>20</sub>)-alkenyloxy, (C<sub>2</sub>-C<sub>20</sub>)-alkynyloxy, retinyloxy, (C<sub>6</sub>-C<sub>12</sub>)-aryloxy, (C<sub>7</sub>-C<sub>16</sub>)-aralkyloxy, (C<sub>1</sub>-C<sub>16</sub>)-hydroxyalkyl, -O-[CH<sub>2</sub>]<sub>x</sub>C<sub>f</sub>H<sub>(2f+1-g)}</sub>F<sub>g</sub>, -OCF<sub>2</sub>Cl, -OCF<sub>2</sub>-CHFCl, (C<sub>1</sub>-C<sub>20</sub>)-alkylcarbonyl, (C<sub>3</sub>-C<sub>8</sub>)-cycloalkylcarbonyl, (C<sub>6</sub>-C<sub>12</sub>)-arylcarbonyl, (C<sub>7</sub>-C<sub>16</sub>)-aralkylcarbonyl, cinnamoyl, (C<sub>2</sub>-C<sub>20</sub>)-alkenylcarbonyl, (C<sub>2</sub>-C<sub>20</sub>)-alkynylcarbonyl, (C<sub>1</sub>-C<sub>20</sub>)-alkoxycarbonyl, (C<sub>6</sub>-C<sub>12</sub>)-aryloxycarbonyl, (C<sub>7</sub>-C<sub>16</sub>)-aralkoxycarbonyl,

(C<sub>3</sub>-C<sub>8</sub>)-cycloalkoxycarbonyl, (C<sub>2</sub>-C<sub>20</sub>)-alkenyloxycarbonyl, retinyloxycarbonyl, (C<sub>2</sub>-C<sub>20</sub>)-alkynyloxycarbonyl, (C<sub>1</sub>-C<sub>12</sub>)-alkylcarbonyloxy, (C<sub>3</sub>-C<sub>8</sub>)-cycloalkylcarbonyloxy, (C<sub>6</sub>-C<sub>12</sub>)-arylcabonyloxy, (C<sub>7</sub>-C<sub>16</sub>)-aralkylcarbonyloxy, cinnamoyloxy, (C<sub>2</sub>-C<sub>12</sub>)-alkenylcarbonyloxy, (C<sub>2</sub>-C<sub>12</sub>)-alkynylcarbonyloxy, (C<sub>1</sub>-C<sub>12</sub>)-alkoxycarbonyloxy, (C<sub>6</sub>-C<sub>12</sub>)-aryloxycarbonyloxy, (C<sub>7</sub>-C<sub>16</sub>)-aralkyloxycarbonyloxy, (C<sub>3</sub>-C<sub>8</sub>)-cycloalkoxycarbonyloxy, (C<sub>2</sub>-C<sub>12</sub>)-alkenyloxycarbonyloxy, (C<sub>2</sub>-C<sub>12</sub>)-alkynyloxycarbonyloxy, carbamoyl, N-(C<sub>1</sub>-C<sub>12</sub>)-alkylcarbamoyl, N,N-di-(C<sub>1</sub>-C<sub>12</sub>)-alkylcarbamoyl, N-(C<sub>3</sub>-C<sub>8</sub>)-cycloalkylcarbamoyl, N,N dicyclo-(C<sub>3</sub>-C<sub>8</sub>)-alkylcarbamoyl, N-(C<sub>1</sub>-C<sub>10</sub>)-alkyl-N-(C<sub>3</sub>-C<sub>8</sub>)-cycloalkylcarbamoyl, N-((C<sub>3</sub>-C<sub>8</sub>)-cycloalkyl-(C<sub>1</sub>-C<sub>6</sub>)-alkyl)-carbamoyl, N-(+)-dehydroabietylcarbamoyl, N-(C<sub>1</sub>-C<sub>6</sub>)-alkyl-N-(+)-dehydroabietylcarbamoyl, N-(C<sub>6</sub>-C<sub>12</sub>)-arylcabamoyl, N-(C<sub>7</sub>-C<sub>16</sub>)-aralkylcarbamoyl, N-(C<sub>1</sub>-C<sub>10</sub>)-alkyl-N-(C<sub>6</sub>-C<sub>16</sub>)-arylcabamoyl, N-(C<sub>1</sub>-C<sub>10</sub>)-alkyl-N-(C<sub>2</sub>-C<sub>16</sub>)-aralkylcarbamoyl, carbamoyloxy, N-(C<sub>1</sub>-C<sub>12</sub>)-alkylcarbamoyloxy, N,N-di-(C<sub>1</sub>-C<sub>12</sub>)-alkylcarbamoyloxy, N-(C<sub>3</sub>-C<sub>8</sub>)-cycloalkylcarbamoyloxy, N-(C<sub>6</sub>-C<sub>12</sub>)-arylcabamoyloxy, N-(C<sub>7</sub>-C<sub>16</sub>)-aralkylcarbamoyloxy, N-(C<sub>1</sub>-C<sub>10</sub>)-alkyl-N-(C<sub>6</sub>-C<sub>12</sub>)-arylcabamoyloxy, N-(C<sub>1</sub>-C<sub>10</sub>)-alkyl-N-(C<sub>7</sub>-C<sub>16</sub>)-aralkylcarbamoyloxy, N-((C<sub>1</sub>-C<sub>10</sub>)-alkyl)-carbamoyloxy, N-(C<sub>1</sub>-C<sub>10</sub>)-alkyl-N-((C<sub>7</sub>-C<sub>16</sub>)-aralkyloxy-(C<sub>1</sub>-C<sub>16</sub>)-alkyl)-carbamoyloxyamino, (C<sub>1</sub>-C<sub>12</sub>)-alkylamino, di-(C<sub>1</sub>-C<sub>12</sub>)-alkylamino, (C<sub>3</sub>-C<sub>8</sub>)-cycloalkylamino, (C<sub>3</sub>-C<sub>12</sub>)-alkenylamino, (C<sub>3</sub>-C<sub>12</sub>)-alkynylamino, N-(C<sub>6</sub>-C<sub>12</sub>)-arylamino, N-(C<sub>7</sub>-C<sub>16</sub>)-aralkylamino, N-alkyl-aralkylamino, N-alkyl-arylamino, (C<sub>1</sub>-C<sub>12</sub>)-alkoxylamino, (C<sub>1</sub>-C<sub>12</sub>)-alkoxy-N-(C<sub>1</sub>-C<sub>10</sub>)-alkylamino, (C<sub>1</sub>-C<sub>12</sub>)-alkanoylamino, (C<sub>3</sub>-C<sub>8</sub>)-cycloalkanoylamino, (C<sub>6</sub>-C<sub>12</sub>)-aroylamino, (C<sub>1</sub>-C<sub>16</sub>)-aralkanoylamino, (C<sub>1</sub>-C<sub>12</sub>)-alkanoyl-N-(C<sub>1</sub>-C<sub>10</sub>)-alkylamino, (C<sub>3</sub>-C<sub>8</sub>)-cycloalkanoyl-N-(C<sub>1</sub>-C<sub>10</sub>)-alkylamino, (C<sub>6</sub>-C<sub>12</sub>)-aroyl-N-(C<sub>1</sub>-C<sub>10</sub>)-alkylamino, (C<sub>7</sub>-C<sub>11</sub>)-aralkanoyl-N-(C<sub>1</sub>-C<sub>10</sub>)-alkylamino, amino-(C<sub>1</sub>-C<sub>10</sub>)-alkyl, (C<sub>1</sub>-C<sub>20</sub>)-alkylmercapto, (C<sub>1</sub>-C<sub>20</sub>)-alkylsulfinyl, (C<sub>1</sub>-C<sub>20</sub>)-alkylsulfonyl, (C<sub>6</sub>-C<sub>12</sub>)-arylmercapto, (C<sub>6</sub>-C<sub>12</sub>)-arylsulfinyl, (C<sub>6</sub>-C<sub>12</sub>)-arylsulfonyl, (C<sub>7</sub>-C<sub>16</sub>)-aralkylmercapto, (C<sub>7</sub>-C<sub>16</sub>)-aralkylsulfinyl, (C<sub>1</sub>-C<sub>16</sub>)-aralkylsulfonyl, sulfamoyl, N-(C<sub>1</sub>-C<sub>10</sub>)-alkylsulfamoyl, N,N-di-(C<sub>1</sub>-C<sub>10</sub>)-alkylsulfamoyl, (C<sub>3</sub>-C<sub>8</sub>)-cycloalkylsulfamoyl, N-(C<sub>6</sub>-C<sub>12</sub>)-arylsulfamoyl, N-(C<sub>7</sub>-C<sub>16</sub>)-aralkylsulfamoyl, N-(C<sub>1</sub>-C<sub>10</sub>)-alkyl-N-(C<sub>6</sub>-C<sub>12</sub>)-arylsulfamoyl, N-(C<sub>1</sub>-C<sub>10</sub>)-alkyl-N-(C<sub>7</sub>-C<sub>16</sub>)-aralkylsulfamoyl, (C<sub>1</sub>-C<sub>10</sub>)-alkylsulfonamido, (C<sub>7</sub>-C<sub>16</sub>)-aralkylsulfonamido, and N-((C<sub>1</sub>-C<sub>10</sub>)-alkyl-(C<sub>7</sub>-C<sub>16</sub>)-aralkylsulfonamide; where an aryl radical may be substituted by 1 to 5 substituents selected from hydroxyl, halogen, cyano, trifluoromethyl, nitro, carboxyl, (C<sub>2</sub>-C<sub>16</sub>)-alkyl, (C<sub>3</sub>-C<sub>8</sub>)-cycloalkyl, (C<sub>3</sub>-C<sub>8</sub>)-cycloalkoxy, (C<sub>6</sub>-C<sub>12</sub>)-aryl, (C<sub>7</sub>-C<sub>16</sub>)-aralkyl, (C<sub>2</sub>-C<sub>16</sub>)-alkenyl, (C<sub>2</sub>-C<sub>12</sub>)-alkynyl, (C<sub>1</sub>-C<sub>16</sub>)-alkoxy, (C<sub>1</sub>-C<sub>16</sub>)-alkenyloxy, (C<sub>6</sub>-C<sub>12</sub>)-aryloxy, (C<sub>7</sub>-C<sub>16</sub>)-aralkyloxy, (C<sub>1</sub>-C<sub>8</sub>)-hydroxyalkyl, -O-[CH<sub>2</sub>]<sub>x</sub> C<sub>f</sub>H<sub>(2f+1-g)</sub>F<sub>g</sub>, -OCF<sub>2</sub>Cl, and -OCF<sub>2</sub>-CHFCl;  
 x is 0 to 3;  
 f is 1 to 8; and  
 g is 0 or 1 to (2f+1);  
 including the physiologically active salts, esters, and prodrugs derived therefrom.

15. An agent for use as claimed in any of claims 1 - 10, wherein the agent is selected from the group consisting of 2-oxoglutarate mimetics, iron chelators, and proline analogs.

16. Use of an agent that stabilizes HIF $\alpha$  or inhibits HIF hydroxylase activity for the manufacture of a medicament for the treatment or prevention of cancer in a subject,

#### Patentansprüche

1. Ein Mittel, das HIF- $\alpha$  stabilisiert oder die Aktivität von HIF-Hydroxylase inhibiert zur Anwendung in der Behandlung oder Prävention von Krebs in einem Subjekt.
2. Das Mittel zur Verwendung wie in Anspruch 1 beansprucht, wobei die HIF-Hydroxylase HIF-Prolylhydroxylase ist.
3. Ein Mittel zur Verwendung wie in einem der vorhergehenden Ansprüche beansprucht, wobei das Subjekt Folgendes ist:
  - a) ein Säugetiersubjekt, vorzugsweise ein menschliches Subjekt; und/oder
  - b) ein Subjekt, das einen bösartigen Tumor, einen Krebs, einen Tumor oder irgendeine neoplastische Erkrankung oder Störung aufweist oder Gefahr läuft, Solches zu entwickeln.
4. Ein Mittel zur Verwendung wie in einem der vorhergehenden Ansprüche beansprucht, wobei das Mittel zu Folgendem dient:
  - a) zum Reduzieren des Tumolvolumens in dem Subjekt;

- b) zum Inhibieren des Tumorwachstums in dem Subjekt;
- c) zum Inhibieren der Tumorprogression in dem Subjekt;
- d) zum Verändern der metabolischen Aktivität eines Tumors in dem Subjekt;
- e) zum Induzieren des Ruhen eines Tumors in dem Subjekt;
- f) zum Inhibieren oder Reduzieren von Metastasierung in dem Subjekt;
- g) zum Inhibieren oder Reduzieren der Tumorinvasivität in dem Subjekt;
- h) zum Inhibieren oder Reduzieren von Tumorangiogenese und Tumorneovaskularisation in dem Subjekt;
- i) zum Reduzieren des Tumorgewichts in dem Subjekt; oder
- j) zum Verbessern der Überlebenschancen des Subjekt.

5  
10  
5. Ein Mittel zur Verwendung wie in Anspruch 3 oder Anspruch 4 beansprucht, wobei der Tumor ein Lungen-, Kolon- oder Brusttumor ist.

15  
6. Ein Mittel zur Verwendung wie in Anspruch 1 beansprucht, wobei das Mittel oral, systemisch, intravenös oder durch Injektion verabreicht werden soll.

7. Ein Mittel zur Verwendung wie in einem der vorhergehenden Ansprüche beansprucht, wobei das Mittel dem Subjekt mit einem oder mehreren Chemotherapeutika verabreicht werden soll.

20  
8. Ein Mittel zur Verwendung wie in Anspruch 7 beansprucht, wobei die ein oder mehreren Chemotherapeutika gleichzeitig, getrennt oder nacheinander mit dem Mittel verabreicht werden sollen, das HIF $\alpha$  stabilisiert oder HIF-Prolylhydroxylase inhibiert.

25  
9. Ein Mittel zur Verwendung wie in Anspruch 7 oder Anspruch 8 beansprucht, wobei das Chemotherapeutikum Folgendes ist:

- a) ausgewählt aus der Gruppe bestehend aus den alkylierenden Mitteln, den Nitrosoharnstoffen, den Antimetaboliten, den Antracyclinen und damit verwandten Arzneimitteln; den Topoisomerase-II-Inhibitoren; den mitotischen Inhibitoren und den Corticosteroidhormonen; oder

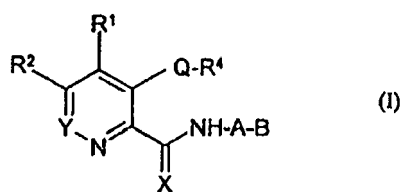
30  
b) ein Mikrotubulusgift oder ein DNA-alkylierendes Mittel.

10. Ein Mittel zur Verwendung wie in Anspruch 9 definiert, wobei das Mikrotubulusgift Paclitaxel ist und wobei das DNA-alkylierende Mittel Carboplatin ist.

35  
11. Ein Mittel zur Verwendung wie in einem der Ansprüche 1 bis 10 beansprucht, wobei das Mittel ausgewählt ist aus der Gruppe bestehend aus:

- 1-Chlor-[(4-hydroxy-isochinolin-3-carbonyl)amino]essigsäure,
- (S)-2-(4-Hydroxy-7-phenoxy-isochinolin-3-carbonyl)amino]propionsäure,
- {[4-Hydroxy-7-(4-methoxy-phenoxy)isochinolin-3-carbonyl]amino}essigsäure,
- 40 [(4-Hydroxy-1-methyl-7-phenoxy-isochinolin-3-carbonyl)amino]essigsäure, und
- [7-(4-Fluor-phenoxy)-4-hydroxy-isochinolin-3-carbonyl]aminoessigsäure, oder der Gruppe bestehend aus: [4-Oxo-1,4-dihydro-[1,10]phenanthrolin-3-carbonsäure],
- [3-{4-(3,3-Dibenzylureido)benzolsulfonyl}-[2-(4-methoxy-phenyl)-ethyl]-aminol-N-hydroxypropionamid],
- 45 [[(7-Chlor-3-hydroxy-chinolin-2-carbonyl)amino]essigsäure],
- [[1-Chlor-4-hydroxy-7-methoxy-isochinolin-3-carbonyl)amino]essigsäure],
- [[6,7-Dichlor-4-hydroxy-isochinolin-3-carbonyl)amino]essigsäure],
- [[4-Hydroxy-7-phenoxy-isochinolin-3-carbonyl)amino]essigsäure],
- [(S)-2-[(4-Hydroxy-7-phenylsulfanyl-isochinolin-3-carbonyl)amino]propionsäure],
- 50 [[(4-Hydroxy-1,7-diphenoxy-isochinolin-3-carbonyl)amino]essigsäure], und
- [(4-Hydroxy-7-phenylsulfanyl-isochinolin-3-carbonyl)amino]essigsäure.

55  
12. Ein Mittel zur Verwendung wie in einem der vorhergehenden Ansprüche beansprucht, wobei das Mittel eine Verbindung der Formel (I) ist:



5

10 wobei

A 1,2-Aryliden, 1,3-Aryliden, 1,4-Aryliden; oder (C<sub>1</sub>-C<sub>4</sub>)-Alkylen ist, ggf. substituiert mit einem oder zwei Halogen, Cyano, Nitro, Trifluormethyl, (C<sub>1</sub>-C<sub>6</sub>)-Alkyl, (C<sub>1</sub>-C<sub>6</sub>)-Hydroxyalkyl, (C<sub>1</sub>-C<sub>6</sub>)-Alkoxy, -O-[CH<sub>2</sub>]<sub>x</sub>-C<sub>f</sub>H<sub>(2f+1-g)</sub>Hal<sub>g</sub>, (C<sub>1</sub>-C<sub>6</sub>)-Fluoralkoxy, (C<sub>1</sub>-C<sub>8</sub>)-Fluoralkenyl, (C<sub>1</sub>-C<sub>8</sub>)-Fluoralkyl, -OCF<sub>2</sub>Cl, -O-CF<sub>2</sub>-CHFCl; (C<sub>1</sub>-C<sub>6</sub>)-Alkylmercapto, (C<sub>1</sub>-C<sub>6</sub>)-Alkylsulfanyl, (C<sub>1</sub>-C<sub>6</sub>)-Alkylsulfonyl, (C<sub>1</sub>-C<sub>6</sub>)-Alkylcarbonyl, (C<sub>1</sub>-C<sub>6</sub>)-Alkoxy-carbonyl, Carbamoyl, N-(C<sub>1</sub>-C<sub>4</sub>)-Alkylcarbamoyl, N,N-Di-(C<sub>1</sub>-C<sub>4</sub>)-alkylcarbamoyl, (C<sub>1</sub>-C<sub>6</sub>)-Alkylcarbonyloxy, (C<sub>3</sub>-C<sub>8</sub>)-Cycloalkyl, Phenyl, Benzyl, Phenoxy, Benzoyloxy, Anilino, N-Methylanilino, Phenylmercapto, Phenylsulfanyl, Phenylsulfamoyl, Sulfamoyl, N-(C<sub>1</sub>-C<sub>4</sub>)-Alkylsulfamoyl, N,N-Di-(C<sub>1</sub>-C<sub>4</sub>)-alkylsulfamoyl; oder mit einem substituierten (C<sub>6</sub>-C<sub>12</sub>)-Aryloxy-, (C<sub>7</sub>-C<sub>11</sub>)-Aralkyloxy-, (C<sub>6</sub>-C<sub>12</sub>)-Aryl-, (C<sub>7</sub>-C<sub>11</sub>)-Aralkylrest, der am Arylrest ein bis fünf gleiche oder verschiedene Substituenten trägt die ausgewählt sind aus Halogen, Cyano, Nitro, Trifluormethyl, (C<sub>1</sub>-C<sub>6</sub>)-Alkyl, (C<sub>1</sub>-C<sub>6</sub>)-Alkoxy, -O-[CH<sub>2</sub>]<sub>x</sub>-C<sub>f</sub>H<sub>(2f+1-g)</sub>Hal<sub>g</sub>, -OCF<sub>2</sub>Cl, -O-CF<sub>2</sub>-CHFCl, (C<sub>1</sub>-C<sub>6</sub>)-Alkylmercapto, (C<sub>1</sub>-C<sub>6</sub>)-Alkylsulfanyl, (C<sub>1</sub>-C<sub>6</sub>)-Alkylsulfonyl, (C<sub>1</sub>-C<sub>6</sub>)-Alkylcarbonyl, (C<sub>1</sub>-C<sub>6</sub>)-Alkoxy-carbonyl, Carbamoyl, N-(C<sub>1</sub>-C<sub>4</sub>)-Alkylcarbamoyl, N,N-Di-(C<sub>1</sub>-C<sub>4</sub>)-alkylcarbamoyl, (C<sub>1</sub>-C<sub>6</sub>)-Alkylcarbonyloxy, (C<sub>3</sub>-C<sub>8</sub>)-Cycloalkyl, Sulfamoyl, N-(C<sub>1</sub>-C<sub>4</sub>)-Alkylsulfamoyl, N,N-Di-(C<sub>1</sub>-C<sub>4</sub>)-alkylsulfamoyl; oder wobei A -CR<sup>5</sup>R<sup>6</sup> ist, wobei R<sup>5</sup> und R<sup>6</sup> je unabhängig voneinander ausgewählt sind aus Wasserstoff, (C<sub>1</sub>-C<sub>6</sub>)-Alkyl, (C<sub>3</sub>-C<sub>7</sub>)-Cycloalkyl, Aryl, oder einem Substituenten des α-Kohlenstoffatoms einer α-Aminosäure, wobei die Aminosäure eine natürliche L-Aminosäure oder deren D-Isomer ist;

B -CO<sub>2</sub>H, -NH<sub>2</sub>, -NHSO<sub>2</sub>CF<sub>3</sub>, Tetrazolyl, Imidazolyl, 3-Hydroxyisoxazolyl, -CONHCOR<sup>m</sup>, -CONHSOR<sup>m</sup>, CONHSO<sub>2</sub>R<sup>m</sup> ist, wobei R<sup>m</sup> Aryl, Heteroaryl, (C<sub>3</sub>-C<sub>7</sub>)-Cycloalkyl, oder (C<sub>1</sub>-C<sub>4</sub>)-Alkyl ist, ggf. monosubstituiert mit (C<sub>6</sub>-C<sub>12</sub>)-Aryl, Heteroaryl, OH, SH, (C<sub>1</sub>-C<sub>4</sub>)-Alkyl, (C<sub>1</sub>-C<sub>4</sub>)-Alkoxy, (C<sub>1</sub>-C<sub>4</sub>)-Thioalkyl, (C<sub>1</sub>-C<sub>4</sub>)-Sulfanyl, (C<sub>1</sub>-C<sub>4</sub>)-Sulfonyl, CF<sub>3</sub>, Cl, Br, F, I, NO<sub>2</sub>, -COOH, (C<sub>2</sub>-C<sub>5</sub>)-Alkoxy-carbonyl, NH<sub>2</sub>, Mono-(C<sub>1</sub>-C<sub>4</sub>-alkyl)amino, Di-(C<sub>1</sub>-C<sub>4</sub>-alkyl)amino, oder (C<sub>1</sub>-C<sub>4</sub>)-Perfluoralkyl;

oder wobei B ein CO<sub>2</sub>-G Carboxylrest ist, wobei G ein Rest eines Alkohols G-OH ist, in dem G ausgewählt ist aus einem (C<sub>1</sub>-C<sub>20</sub>)-Alkylrest, einem (C<sub>3</sub>-C<sub>5</sub>)-Cycloalkylrest, einem (C<sub>2</sub>-C<sub>20</sub>)-Alkenylrest, einem (C<sub>3</sub>-C<sub>8</sub>)-Cycloalkenylrest, einem Retinylrest, einem (C<sub>2</sub>-C<sub>20</sub>)-Alkylrest, einem (C<sub>4</sub>-C<sub>20</sub>)-Alkenylrest, wobei die Alkenyl-, Cycloalkenyl-, Alkyl-, und Alkenylreste eine oder mehrere Mehrfachbindungen aufweisen; einem (C<sub>6</sub>-C<sub>16</sub>)-carbocyclischen Arylrest, einem (C<sub>7</sub>-C<sub>16</sub>)-carbocyclischen Aralkylrest, einem Heteroarylrest oder einem Heteroaralkylrest, wobei ein Heteroarylrest oder der Heteroaralkylrest eines Heteroaralkylrests 5 oder 6 Ringatome aufweist; und wobei die für G definierten Reste mit einem oder mehreren der Folgenden substituiert sind, nämlich Hydroxyl, Halogen, Cyano, Trifluormethyl, Nitro, Carboxyl, (C<sub>1</sub>-C<sub>12</sub>)-Alkyl, (C<sub>3</sub>-C<sub>8</sub>)-Cycloalkyl, (C<sub>5</sub>-C<sub>8</sub>)-Cycloalkenyl, (C<sub>6</sub>-C<sub>12</sub>)-Aryl, (C<sub>7</sub>-C<sub>16</sub>)-Aralkyl, (C<sub>2</sub>-C<sub>12</sub>)-Alkenyl, (C<sub>2</sub>-C<sub>12</sub>)-Alkyl-, (C<sub>1</sub>-C<sub>12</sub>)-Alkoxy, (C<sub>1</sub>-C<sub>12</sub>)-Alkoxy-(C<sub>1</sub>-C<sub>12</sub>)-alkyl, (C<sub>1</sub>-C<sub>12</sub>)-Alkoxy-(C<sub>1</sub>-C<sub>12</sub>)-alkoxy, (C<sub>6</sub>-C<sub>12</sub>)-Aryloxy, (C<sub>7</sub>-C<sub>16</sub>)-Aralkyloxy, (C<sub>1</sub>-C<sub>8</sub>)-Hydroxyalkyl, -O-[CH<sub>2</sub>]<sub>x</sub>-C<sub>f</sub>H<sub>(2f+1-g)</sub>-F<sub>g</sub>, -OCF<sub>2</sub>Cl, -OCF<sub>2</sub>-CHFCl, (C<sub>1</sub>-C<sub>12</sub>)-Alkylcarbonyl, (C<sub>3</sub>-C<sub>8</sub>)-Cycloalkylcarbonyl, (C<sub>6</sub>-C<sub>12</sub>)-Arylcarbonyl, (C<sub>7</sub>-C<sub>16</sub>)-Aralkylcarbonyl, Cinnamoyl, (C<sub>2</sub>-C<sub>12</sub>)-Alkenylcarbonyl, (C<sub>2</sub>-C<sub>12</sub>)-Alkylcarbonyl, (C<sub>1</sub>-C<sub>12</sub>)-Alkoxy-carbonyl, (C<sub>1</sub>-C<sub>12</sub>)-Alkoxy-(C<sub>1</sub>-C<sub>12</sub>)-alkoxy-carbonyl, (C<sub>6</sub>-C<sub>12</sub>)-Aryloxy-carbonyl, (C<sub>7</sub>-C<sub>16</sub>)-Aralkoxy-carbonyl, (C<sub>3</sub>-C<sub>8</sub>)-Cycloalkoxy-carbonyl, (C<sub>2</sub>-C<sub>12</sub>)-Alkenyloxy-carbonyl, (C<sub>2</sub>-C<sub>12</sub>)-Alkinyloxy-carbonyl, Acyloxy, (C<sub>1</sub>-C<sub>12</sub>)-Alkoxy-carbonyloxy, (C<sub>1</sub>-C<sub>12</sub>)-Alkoxy-(C<sub>1</sub>-C<sub>12</sub>)-alkoxy-carbonyloxy, (C<sub>6</sub>-C<sub>12</sub>)-Aryloxy-carbonyloxy, (C<sub>7</sub>-C<sub>16</sub>)-Aralkoxy-carbonyloxy, (C<sub>3</sub>-C<sub>8</sub>)-Cycloalkoxy-carbonyloxy, (C<sub>2</sub>-C<sub>12</sub>)-Alkenyloxy-carbonyloxy, (C<sub>2</sub>-C<sub>12</sub>)-Alkinyloxy-carbonyloxy, Carbamoyl, N-(C<sub>1</sub>-C<sub>12</sub>)-Alkylcarbamoyl, N,N-Di-(C<sub>1</sub>-C<sub>12</sub>)-alkylcarbamoyl, N-(C<sub>3</sub>-C<sub>8</sub>)-Cycloalkylcarbamoyl, N-(C<sub>6</sub>-C<sub>16</sub>)-Arylcarbamoyl, N-(C<sub>7</sub>-C<sub>16</sub>)-Aralkylcarbamoyl, N-(C<sub>1</sub>-C<sub>10</sub>)-Alkyl-N-(C<sub>6</sub>-C<sub>16</sub>)-arylcarbamoyl, N-(C<sub>1</sub>-C<sub>10</sub>)-Alkyl-N-(C<sub>7</sub>-C<sub>16</sub>)-aralkylcarbamoyl, N-((C<sub>1</sub>-C<sub>10</sub>)-alkoxy-(C<sub>1</sub>-C<sub>10</sub>-alkyl)carbamoyl, N-((C<sub>6</sub>-C<sub>12</sub>)-aryloxy-(C<sub>1</sub>-C<sub>10</sub>-alkyl)carbamoyl, N-((C<sub>7</sub>-C<sub>16</sub>)-Aralkyloxy-(C<sub>1</sub>-C<sub>10</sub>-alkyl)carbamoyl, N-(C<sub>1</sub>-C<sub>10</sub>)-Alkyl-N-((C<sub>1</sub>-C<sub>10</sub>)-alkoxy-(C<sub>1</sub>-C<sub>10</sub>-alkyl)carbamoyl, N-(C<sub>1</sub>-C<sub>10</sub>)-Alkyl-N-((C<sub>6</sub>-C<sub>16</sub>)-aryloxy-(C<sub>1</sub>-C<sub>10</sub>-alkyl)carbamoyl, N-(C<sub>1</sub>-C<sub>10</sub>)-Alkyl-N-((C<sub>7</sub>-C<sub>16</sub>)-aralkyloxy-(C<sub>1</sub>-C<sub>10</sub>-alkyl)carbamoyl, Carbamoyloxy, N-(C<sub>1</sub>-C<sub>12</sub>)-Alkylcarbamoyloxy, N,N-Di-(C<sub>1</sub>-C<sub>12</sub>)-alkylcarbamoyloxy, N-(C<sub>3</sub>-C<sub>8</sub>)-Cycloalkylcarbamoyloxy, N-(C<sub>6</sub>-C<sub>12</sub>)-Arylcarbamoyloxy, N-(C<sub>7</sub>-C<sub>16</sub>)-Aralkylcarbamoyloxy, N-(C<sub>1</sub>-C<sub>10</sub>)-Alkyl-N-(C<sub>6</sub>-C<sub>12</sub>)-arylcarbamoyloxy, N-(C<sub>1</sub>-C<sub>10</sub>)-Alkyl-N-(C<sub>7</sub>-C<sub>16</sub>)-aralkylcarbamoyloxy, N-((C<sub>1</sub>-C<sub>10</sub>)-Alkyl)carbamoyloxy, N-((C<sub>6</sub>-C<sub>12</sub>)-Aryloxy-(C<sub>1</sub>-C<sub>10</sub>-alkyl)carbamoyloxy, N-((C<sub>7</sub>-C<sub>16</sub>)-Aralkyloxy-(C<sub>1</sub>-C<sub>10</sub>-alkyl)carbamoyloxy,

55

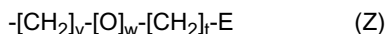
N-(C<sub>1</sub>-C<sub>10</sub>)-Alkyl-N-((C<sub>1</sub>-C<sub>10</sub>)-alkoxy-(C<sub>1</sub>-C<sub>10</sub>)-alkyl)carbamoyloxy, N-(C<sub>1</sub>-C<sub>10</sub>)-Alkyl-N-((C<sub>6</sub>-C<sub>17</sub>)-aryloxy-(C<sub>1</sub>-C<sub>10</sub>)-alkyl)carbamoyloxy, N-(C<sub>1</sub>-C<sub>10</sub>)-Alkyl-N-((C<sub>7</sub>-C<sub>16</sub>)-aralkyloxy-(C<sub>1</sub>-C<sub>10</sub>)-alkyl)carbamoyloxy, Amino, (C<sub>1</sub>-C<sub>12</sub>)-Alkylamino, Di-(C<sub>1</sub>-C<sub>12</sub>)-Alkylamino, (C<sub>3</sub>-C<sub>8</sub>)-Cycloalkylamino, (C<sub>2</sub>-C<sub>12</sub>)-Alkenylamino, (C<sub>2</sub>-C<sub>12</sub>)-alkinylamino, N-(C<sub>6</sub>-C<sub>12</sub>)-Arylamino, N-(C-C<sub>11</sub>)-Aralkylamino, N-Alkyl-aralkylamino, N-Alkyl-arylamino, (C<sub>1</sub>-C<sub>12</sub>)-Alkoxyamino, (C<sub>1</sub>-C<sub>12</sub>)-Alkoxy-N-(C<sub>1</sub>-C<sub>10</sub>)-alkylamino, (C<sub>1</sub>-C<sub>12</sub>)-Alkylcarboxylamino, (C<sub>3</sub>-C<sub>8</sub>)-Cycloalkylcarboxylamino, (C<sub>6</sub>-C<sub>12</sub>)-Arylcarboxylamino, (C<sub>1</sub>-C<sub>16</sub>)-Aralkylcarboxylamino, (C<sub>1</sub>-C<sub>12</sub>)-Alkylcarboxyl-N-(C<sub>1</sub>-C<sub>10</sub>)-alkylamino, (C<sub>3</sub>-C<sub>8</sub>)-Cycloalkylcarboxyl-N-(C<sub>1</sub>-C<sub>10</sub>)-alkylamino, (C<sub>6</sub>-C<sub>12</sub>)-Arylcarboxyl-N-(C<sub>1</sub>-C<sub>10</sub>)-alkylamino, (C<sub>7</sub>-C<sub>11</sub>)-Aralkylcarboxyl-N-(C<sub>1</sub>-C<sub>10</sub>)-alkylamino, (C<sub>1</sub>-C<sub>12</sub>)-Alkylcarboxylamino-(C<sub>1</sub>-C<sub>8</sub>)-alkyl, (C<sub>3</sub>-C<sub>8</sub>)-Cycloalkylcarboxylamino-(C<sub>1</sub>-C<sub>8</sub>)-alkyl, (C<sub>6</sub>-C<sub>12</sub>)-Arylcarboxylamino-(C<sub>1</sub>-C<sub>8</sub>)-alkyl, (C<sub>1</sub>-C<sub>12</sub>)-Aralkylcarboxylamino-(C<sub>1</sub>-C<sub>8</sub>)-alkyl, Amino-(C<sub>1</sub>-C<sub>10</sub>)-alkyl, N-(C<sub>1</sub>-C<sub>10</sub>)-Alkylamino-(C<sub>1</sub>-C<sub>10</sub>)-alkyl, N,N-Di-(C<sub>1</sub>-C<sub>10</sub>)-alkylamino-(C<sub>1</sub>-C<sub>10</sub>)-alkyl, (C<sub>3</sub>-C<sub>8</sub>)-Cycloalkylamino-(C<sub>1</sub>-C<sub>10</sub>)-alkyl, (C<sub>1</sub>-C<sub>12</sub>)-Alkylmercapto, (C<sub>1</sub>-C<sub>12</sub>)-Alkylsulfanyl, (C<sub>1</sub>-C<sub>2</sub>)-Alkylsulfonyl, (C<sub>6</sub>-C<sub>16</sub>)-Arylmercapto, (C<sub>6</sub>-C<sub>16</sub>)-Arylsulfanyl, (C<sub>6</sub>-C<sub>12</sub>)-Arylsulfonyl, (C<sub>7</sub>-C<sub>16</sub>)-Aralkylmercapto, (C<sub>1</sub>-C<sub>16</sub>)-Aralkylsulfanyl, (C<sub>1</sub>-C<sub>16</sub>)-Aralkylsulfonyl, Sulfamoyl, N-(C<sub>1</sub>-C<sub>10</sub>)-Alkylsulfamoyl, N,N-Di-(C<sub>1</sub>-C<sub>10</sub>)-alkylsulfamoyl, (C<sub>3</sub>-C<sub>8</sub>)-Cycloalkylsulfamoyl, N-(C<sub>6</sub>-C<sub>12</sub>)-Alkylsulfamoyl, N-(C<sub>7</sub>-C<sub>16</sub>)-Aralkylsulfamoyl, N-(C<sub>1</sub>-C<sub>10</sub>)-Alkyl-N-(C<sub>6</sub>-C<sub>12</sub>)-arylsulfamoyl, N-(C<sub>1</sub>-C<sub>10</sub>)-Alkyl-N-(C<sub>7</sub>-C<sub>16</sub>)-aralkylsulfamoyl, (C<sub>1</sub>-C<sub>10</sub>)-Alkylsulfonamido, N-((C<sub>1</sub>-C<sub>10</sub>)-Alkyl)-(C<sub>1</sub>-C<sub>10</sub>)-alkylsulfonamido, (C<sub>7</sub>-C<sub>16</sub>)-Aralkylsulfonamido, oder N-((C<sub>1</sub>-C<sub>10</sub>)-Alkyl)-(C<sub>7</sub>-C<sub>16</sub>)-aralkylsulfonamido; wobei die Reste, die Aryl sind oder einen Arylrest aufweisen am Aryl mit ein bis fünf gleichen oder unterschiedlichen der Folgenden substituiert sein können, nämlich Hydroxyl, Halogen, Cyano, Trifluormethyl, Nitro, Carboxyl, (C<sub>1</sub>-C<sub>12</sub>)-Alkyl, (C<sub>3</sub>-C<sub>8</sub>)-Cycloalkyl, (C<sub>6</sub>-C<sub>12</sub>)-Aryl, (C<sub>7</sub>-C<sub>16</sub>)-Aralkyl, (C<sub>1</sub>-C<sub>12</sub>)-Alkoxy, (C<sub>1</sub>-C<sub>12</sub>)-Alkoxy-(C<sub>1</sub>-C<sub>12</sub>)-alkyl, (C<sub>1</sub>-C<sub>12</sub>)-Alkoxy-(C<sub>1</sub>-C<sub>12</sub>)-alkoxy, (C<sub>6</sub>-C<sub>12</sub>)-Aryloxy, (C<sub>7</sub>-C<sub>16</sub>)-Aralkyloxy, (C<sub>1</sub>-C<sub>8</sub>)-Hydroxyalkyl, (C<sub>1</sub>-C<sub>12</sub>)-Alkylcarboxyl, (C<sub>3</sub>-C<sub>8</sub>)-Cycloalkylcarboxyl, (C<sub>6</sub>-C<sub>12</sub>)-Arylcarboxyl, (C<sub>7</sub>-C<sub>16</sub>)-Aralkylcarboxyl, (C<sub>1</sub>-C<sub>12</sub>)-Alkoxy-carboxyl, (C<sub>1</sub>-C<sub>12</sub>)-Alkoxy-(C<sub>1</sub>-C<sub>12</sub>)-alkoxy-carboxyl, (C<sub>6</sub>-C<sub>12</sub>)-Aryloxy-carboxyl, (C<sub>7</sub>-C<sub>16</sub>)-Aralkoxy-carboxyl, (C<sub>3</sub>-C<sub>8</sub>)-Cycloalkoxy-carboxyl, (C<sub>2</sub>-C<sub>12</sub>)-Alkenyloxy-carboxyl, (C<sub>2</sub>-C<sub>12</sub>)-Alkinyloxy-carboxyl, (C<sub>1</sub>-C<sub>12</sub>)-Alkylcarboxyloxy, (C<sub>3</sub>-C<sub>8</sub>)-Cycloalkylcarboxyloxy, (C<sub>6</sub>-C<sub>12</sub>)-Arylcarboxyloxy, (C<sub>7</sub>-C<sub>16</sub>)-Aralkylcarboxyloxy, Cinnamoyloxy, (C<sub>2</sub>-C<sub>12</sub>)-Alkenylcarboxyloxy, (C<sub>2</sub>-C<sub>12</sub>)-Alkinylcarboxyloxy, (C<sub>1</sub>-C<sub>12</sub>)-Alkoxy-carboxyloxy, (C<sub>1</sub>-C<sub>12</sub>)-Alkoxy-(C<sub>1</sub>-C<sub>12</sub>)-alkoxy-carboxyloxy, (C<sub>6</sub>-C<sub>12</sub>)-Aryloxy-carboxyloxy, (C<sub>7</sub>-C<sub>16</sub>)-Aralkyloxy-carboxyloxy, (C<sub>3</sub>-C<sub>8</sub>)-Cycloalkoxy-carboxyloxy, (C<sub>2</sub>-C<sub>12</sub>)-Alkenyloxy-carboxyloxy, (C<sub>2</sub>-C<sub>12</sub>)-Alkinyloxy-carboxyloxy, Carbamoyl, N-(C<sub>1</sub>-C<sub>12</sub>)-Alkylcarbamoyl, N,N-Di-(C<sub>1</sub>-C<sub>12</sub>)-alkylcarbamoyl, N-(C<sub>3</sub>-C<sub>8</sub>)-Cycloalkylcarbamoyl, N-(C<sub>6</sub>-C<sub>12</sub>)-Arylcarbamoyl, N-(C<sub>7</sub>-C<sub>16</sub>)-aralkylcarbamoyl, N-(C<sub>1</sub>-C<sub>10</sub>)-Alkyl-N-(C<sub>6</sub>-C<sub>12</sub>)-arylcarbamoyl, N-(C<sub>1</sub>-C<sub>10</sub>)-Alkyl-N-(C<sub>7</sub>-C<sub>16</sub>)-aralkylcarbamoyl, N-((C<sub>1</sub>-C<sub>10</sub>)-Alkoxy-(C<sub>1</sub>-C<sub>10</sub>)-alkyl)carbamoyl, N-((C<sub>6</sub>-C<sub>12</sub>)-Aryloxy-(C<sub>1</sub>-C<sub>10</sub>)-alkyl)carbamoyl, N-((C<sub>7</sub>-C<sub>16</sub>)-Aralkyloxy-(C<sub>1</sub>-C<sub>10</sub>)-alkyl)carbamoyl, N-(C<sub>1</sub>-C<sub>10</sub>)-Alkyl-N-((C<sub>1</sub>-C<sub>10</sub>)-alkoxy-(C<sub>1</sub>-C<sub>10</sub>)-alkyl)carbamoyl, N-(C<sub>1</sub>-C<sub>10</sub>)-Alkyl-N-((C<sub>6</sub>-C<sub>12</sub>)-aryloxy-(C<sub>1</sub>-C<sub>10</sub>)-alkyl)carbamoyl, N-(C<sub>1</sub>-C<sub>10</sub>)-Alkyl-N-((C<sub>7</sub>-C<sub>16</sub>)-aralkyloxy-(C<sub>1</sub>-C<sub>10</sub>)-alkyl)carbamoyl, Carbamoyloxy, N-(C<sub>1</sub>-C<sub>12</sub>)-Alkylcarbamoyloxy, N,N-Di-(C<sub>1</sub>-C<sub>12</sub>)-alkylcarbamoyloxy, N-(C<sub>3</sub>-C<sub>8</sub>)-Cycloalkylcarbamoyloxy, N-(C<sub>6</sub>-C<sub>12</sub>)-Arylcarbamoyloxy, N-(C<sub>7</sub>-C<sub>16</sub>)-Aralkylcarbamoyloxy, N-(C<sub>1</sub>-C<sub>10</sub>)-Alkyl-N-(C<sub>6</sub>-C<sub>12</sub>)-arylcarbamoyloxy, N-(C<sub>1</sub>-C<sub>10</sub>)-Alkyl-N-(C<sub>7</sub>-C<sub>16</sub>)-aralkylcarbamoyloxy, N-((C<sub>1</sub>-C<sub>10</sub>)-Alkyl)carbamoyloxy, N-((C<sub>6</sub>-C<sub>12</sub>)-Aryloxy-(C<sub>1</sub>-C<sub>10</sub>)-alkyl)carbamoyloxy, N-((C<sub>7</sub>-C<sub>16</sub>)-aralkyloxy-(C<sub>1</sub>-C<sub>10</sub>)-alkyl)carbamoyloxy, N-(C<sub>1</sub>-C<sub>10</sub>)-Alkyl-N-((C<sub>1</sub>-C<sub>10</sub>)-alkoxy-(C<sub>1</sub>-C<sub>10</sub>)-alkyl)carbamoyloxy, N-(C<sub>1</sub>-C<sub>10</sub>)-Alkyl-N-((C<sub>6</sub>-C<sub>12</sub>)-aryloxy-(C<sub>1</sub>-C<sub>10</sub>)-alkyl)carbamoyloxy, N-(C<sub>1</sub>-C<sub>10</sub>)-Alkyl-N-((C<sub>7</sub>-C<sub>16</sub>)-aralkyloxy-(C<sub>1</sub>-C<sub>10</sub>)-alkyl)carbamoyloxy, Amino, (C<sub>1</sub>-C<sub>12</sub>)-Alkylamino, Di-(C<sub>1</sub>-C<sub>12</sub>)-alkylamino, (C<sub>3</sub>-C<sub>8</sub>)-Cycloalkylamino, (C<sub>3</sub>-C<sub>12</sub>)-Alkenylamino, (C<sub>3</sub>-C<sub>12</sub>)-Alkinylamino, N-(C<sub>6</sub>-C<sub>12</sub>)-arylamino, N-(C<sub>7</sub>-C<sub>11</sub>)-aralkylamino, N-Alkylaralkylamino, N-Alkyl-arylamino, (C<sub>1</sub>-C<sub>12</sub>)-Alkoxyamino, (C<sub>1</sub>-C<sub>12</sub>)-Alkoxy-N-(C<sub>1</sub>-C<sub>10</sub>)-alkylamino, (C<sub>1</sub>-C<sub>12</sub>)-Alkylcarboxylamino, (C<sub>3</sub>-C<sub>8</sub>)-Cycloalkylcarboxylamino, (C<sub>6</sub>-C<sub>12</sub>)-Arylcarboxylamino, (C<sub>7</sub>-C<sub>16</sub>)-Aralkylcarboxylamino, (C<sub>1</sub>-C<sub>12</sub>)-Alkylcarboxyl-N-(C<sub>1</sub>-C<sub>10</sub>)-alkylamino, (C<sub>3</sub>-C<sub>8</sub>)-Cycloalkylcarboxyl-N-(C<sub>1</sub>-C<sub>10</sub>)-alkylamino, (C<sub>6</sub>-C<sub>12</sub>)-Arylcarboxyl-N-(C<sub>1</sub>-C<sub>10</sub>)-alkylamino, (C<sub>7</sub>-C<sub>11</sub>)-Aralkylcarboxyl-N-(C<sub>1</sub>-C<sub>10</sub>)-alkylamino, (C<sub>1</sub>-C<sub>12</sub>)-Alkylcarboxylamino-(C<sub>1</sub>-C<sub>8</sub>)-alkyl, (C<sub>3</sub>-C<sub>8</sub>)-Cycloalkylcarboxylamino-(C<sub>1</sub>-C<sub>8</sub>)-alkyl, (C<sub>6</sub>-C<sub>12</sub>)-Arylcarboxylamino-(C<sub>1</sub>-C<sub>8</sub>)-alkyl, (C<sub>7</sub>-C<sub>16</sub>)-Aralkylcarboxylamino-(C<sub>1</sub>-C<sub>8</sub>)-alkyl, Amino-(C<sub>1</sub>-C<sub>10</sub>)-alkyl, N-(C<sub>1</sub>-C<sub>10</sub>)-Alkylamino-(C<sub>1</sub>-C<sub>10</sub>)-alkyl, N,N-Di-(C<sub>1</sub>-C<sub>10</sub>)-alkylamino-(C<sub>1</sub>-C<sub>10</sub>)-alkyl, (C<sub>3</sub>-C<sub>8</sub>)-Cycloalkylamino-(C<sub>1</sub>-C<sub>10</sub>)-alkyl, (C<sub>1</sub>-C<sub>12</sub>)-Alkylmercapto, (C<sub>1</sub>-C<sub>12</sub>)-Alkylsulfanyl, (C<sub>1</sub>-C<sub>12</sub>)-Alkylsulfonyl, (C<sub>6</sub>-C<sub>12</sub>)-Arylmercapto, (C<sub>6</sub>-C<sub>12</sub>)-Arylsulfanyl, (C<sub>6</sub>-C<sub>12</sub>)-Arylsulfonyl, (C<sub>7</sub>-C<sub>16</sub>)-Aralkylmercapto, (C<sub>7</sub>-C<sub>16</sub>)-Aralkylsulfanyl, oder (C<sub>7</sub>-C<sub>16</sub>)-Aralkylsulfonyl;

X O oder S ist;

Q O, S, NR', oder eine Bindung ist;

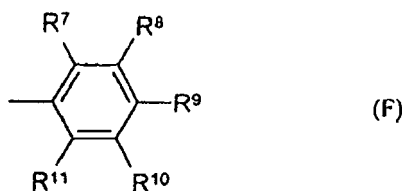
wobei, wenn Q eine Bindung ist, R<sup>4</sup> Halogen, Nitril oder Trifluormethyl ist;

oder wobei, wenn Q O, S oder NR' ist, R<sup>4</sup> Wasserstoff, ein (C<sub>1</sub>-C<sub>10</sub>)-Alkylrest, ein (C<sub>2</sub>-C<sub>10</sub>)-Alkenylrest, ein (C<sub>2</sub>-C<sub>10</sub>)-Alkinylrest, wobei der Alkenyl- oder der Alkinylrest eine oder zwei C-C Mehrfachbindungen aufweist; ein unsubstituierter Fluoralkylrest der Formel  $-\text{[CH}_2\text{]}_x\text{-C}_r\text{H}_{(2f+1-g)}\text{-F}_g$ , ein (C<sub>1</sub>-C<sub>8</sub>)-Alkoxy-(C<sub>1</sub>-C<sub>6</sub>)-alkylrest, ein (C<sub>1</sub>-C<sub>6</sub>)-Alkoxy-(C<sub>1</sub>-C<sub>4</sub>)-alkoxy-(C<sub>1</sub>-C<sub>4</sub>)-alkylrest, ein Arylrest, ein Heteroarylrest, ein (C<sub>7</sub>-C<sub>11</sub>)-Aralkylrest, oder ein Rest der Formel Z ist



wobei

E ein Heteroarylrest, ein (C<sub>3</sub>-C<sub>8</sub>)-Cycloalkylrest, oder ein Phenylrest der Formel F ist



v 0-6 ist,

w 0 oder 1 ist,

t 0-3 ist, und

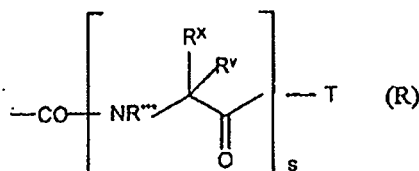
R<sup>7</sup>, R<sup>8</sup>, R<sup>9</sup>, R<sup>10</sup>, und R<sup>11</sup> gleich oder unterschiedlich und Folgendes sind, nämlich Wasserstoff, Halogen, Cyano, Nitro, Trifluoromethyl, (C<sub>1</sub>-C<sub>6</sub>)-Alkyl, (C<sub>3</sub>-C<sub>8</sub>)-Cycloalkyl, (C<sub>1</sub>-C<sub>6</sub>)-Alkoxy, -O-[CH<sub>2</sub>]<sub>x</sub>-C<sub>1</sub>H<sub>(2f+1-g)</sub>-F<sub>g</sub>, -OCF<sub>2</sub>-Cl, -O-CF<sub>2</sub>-CHFCl, (C<sub>1</sub>-C<sub>6</sub>)-Alkylmercapto, (C<sub>1</sub>-C<sub>6</sub>)-Hydroxyalkyl, (C<sub>1</sub>-C<sub>6</sub>)-Alkoxy-(C<sub>1</sub>-C<sub>6</sub>)-alkoxy, (C<sub>1</sub>-C<sub>6</sub>)-Alkoxy-(C<sub>1</sub>-C<sub>6</sub>)-alkyl, (C<sub>1</sub>-C<sub>6</sub>)-Alkylsulfinyl, (C<sub>1</sub>-C<sub>6</sub>)-Alkylsulfonyl, (C<sub>1</sub>-C<sub>6</sub>)-Alkylcarbonyl, (C<sub>1</sub>-C<sub>8</sub>)-Alkoxy-carbonyl, Carbamoyl, N-(C<sub>1</sub>-C<sub>8</sub>)-Alkylcarbamoyl, N,N-Di-(C<sub>1</sub>-C<sub>8</sub>)-alkylcarbamoyl, oder (C<sub>7</sub>-C<sub>11</sub>)-Aralkylcarbamoyl, ggf. substituiert mit Fluor, Chlor, Brom, Trifluormethyl, (C<sub>1</sub>-C<sub>6</sub>)-Alkoxy, N-(C<sub>3</sub>-C<sub>8</sub>)-Cycloalkylcarbamoyl, N-(C<sub>3</sub>-C<sub>8</sub>)-Cycloalkyl-(C<sub>1</sub>-C<sub>4</sub>)-alkylcarbamoyl, (C<sub>1</sub>-C<sub>6</sub>)-Alkylcarbonyloxy, Phenyl, Benzyl, Phenoxy, Benzyloxy, NR<sup>Y</sup>R<sup>Z</sup> wobei R<sup>Y</sup> und R<sup>Z</sup> unabhängig voneinander ausgewählt sind aus Wasserstoff, (C<sub>1</sub>-C<sub>12</sub>)-Alkyl, (C<sub>1</sub>-C<sub>8</sub>)-Alkoxy-(C<sub>1</sub>-C<sub>8</sub>)-alkyl, (C<sub>7</sub>-C<sub>12</sub>)-Aralkoxy-(C<sub>1</sub>-C<sub>8</sub>)-alkyl, (C<sub>6</sub>-C<sub>12</sub>)-Aryloxy-(C<sub>1</sub>-C<sub>8</sub>)-alkyl, (C<sub>3</sub>-C<sub>10</sub>)-Cycloalkyl, (C<sub>3</sub>-C<sub>12</sub>)-Alkenyl, (C<sub>3</sub>-C<sub>12</sub>)-Alkyl, (C<sub>6</sub>-C<sub>12</sub>)-Aryl, (C<sub>7</sub>-C<sub>11</sub>)-Aralkyl, (C<sub>1</sub>-C<sub>12</sub>)-Alkoxy, (C<sub>7</sub>-C<sub>12</sub>)-Aralkoxy, (C<sub>1</sub>-C<sub>12</sub>)-Alkylcarbonyl, (C<sub>3</sub>-C<sub>8</sub>)-Cycloalkylcarbonyl, (C<sub>6</sub>-C<sub>12</sub>)-Arylcarbonyl, (C<sub>7</sub>-C<sub>16</sub>)-Aralkylcarbonyl; oder wobei ferner R<sup>Y</sup> und R<sup>Z</sup> zusammen -[CH<sub>2</sub>]<sub>n</sub> sind, wobei eine CH<sub>2</sub>-Gruppe durch O, S, N-(C<sub>1</sub>-C<sub>4</sub>)-Alkylcarbonylimino, oder N-(C<sub>1</sub>-C<sub>4</sub>)-Alkoxy-carbonylimino ersetzt sein kann; Phenylmercapto, Phenylsulfonyl, Phenylsulfinyl, Sulfamoyl, N-(C<sub>1</sub>-C<sub>8</sub>)-Alkylsulfamoyl, oder N,N-Di-(C<sub>1</sub>-C<sub>8</sub>)-alkylsulfamoyl; oder alternativ sind R<sup>7</sup> und R<sup>8</sup>, R<sup>8</sup> und R<sup>9</sup>, R<sup>9</sup> und R<sup>10</sup>, oder R<sup>10</sup> und R<sup>11</sup>, zusammen eine Kette, die ausgewählt ist aus -[CH<sub>2</sub>]<sub>n</sub>- oder -CH=CH-CH=CH-, wobei eine CH<sub>2</sub>-Gruppe der Kette ggf. durch O, S, SO, SO<sub>2</sub>, oder NR<sup>Y</sup> ersetzt ist; und wobei n 3, 4, oder 5 ist; und wobei, wenn E ein Heteroarylrest ist, dieser Rest 1-3 Substituenten tragen kann, die ausgewählt sind aus denen, die für R<sup>7</sup>-R<sup>11</sup> definiert sind, oder wobei, wenn E ein Cycloalkylrest ist, der Rest ein Substituenten tragen kann, der ausgewählt ist aus denen, die für R<sup>7</sup>-R<sup>11</sup> definiert sind;

oder wobei, wenn Q NR' ist, R<sup>4</sup> alternativ R'' ist, wobei R' und R'' gleich oder unterschiedlich und Folgendes sind, nämlich Wasserstoff, (C<sub>6</sub>-C<sub>12</sub>)-Aryl, (C<sub>7</sub>-C<sub>11</sub>)-Aralkyl, (C<sub>1</sub>-C<sub>8</sub>)-Alkyl, (C<sub>1</sub>-C<sub>8</sub>)-Alkoxy-(C<sub>1</sub>-C<sub>8</sub>)-alkyl, (C<sub>7</sub>-C<sub>12</sub>)-Aralkoxy-(C<sub>1</sub>-C<sub>8</sub>)-alkyl, (C<sub>6</sub>-C<sub>12</sub>)-Aryloxy-(C<sub>1</sub>-C<sub>8</sub>)-alkyl, (C<sub>1</sub>-C<sub>10</sub>)-Alkylcarbonyl, ggf. substituiertes (C<sub>1</sub>-C<sub>16</sub>)-Aralkylcarbonyl, oder ggf. substituiertes (C<sub>6</sub>-C<sub>12</sub>)-Arylcarbonyl; oder R' und R'' sind zusammen -[CH<sub>2</sub>]<sub>n</sub>, wobei eine CH<sub>2</sub>-Gruppe durch O, S, N-Acylimino, oder N-(C<sub>1</sub>-C<sub>10</sub>)-Alkoxy-carbonylimino ersetzt sein kann, und h 3 bis 7 ist.

Y N oder CR<sup>3</sup> ist;

R<sup>1</sup>, R<sup>2</sup> und R<sup>3</sup> gleich oder unterschiedlich und Folgendes sind, nämlich Wasserstoff, Hydroxyl, Halogen, Cyano, Trifluoromethyl, Nitro, Carboxyl, (C<sub>1</sub>-C<sub>20</sub>)-Alkyl, (C<sub>3</sub>-C<sub>8</sub>)-Cycloalkyl, (C<sub>3</sub>-C<sub>8</sub>)-Cycloalkyl-(C<sub>1</sub>-C<sub>12</sub>)-alkyl, (C<sub>3</sub>-C<sub>8</sub>)-Cycloalkoxy, (C<sub>3</sub>-C<sub>8</sub>)-Cycloalkyl-(C<sub>1</sub>-C<sub>12</sub>)-alkoxy, (C<sub>3</sub>-C<sub>8</sub>)-Cycloalkyloxy-(C<sub>1</sub>-C<sub>12</sub>)-alkyl, (C<sub>3</sub>-C<sub>8</sub>)-Cycloalkyloxy-(C<sub>1</sub>-C<sub>12</sub>)-alkoxy, (C<sub>3</sub>-C<sub>8</sub>)-Cycloalkyl-(C<sub>1</sub>-C<sub>8</sub>)-alkyl-(C<sub>1</sub>-C<sub>6</sub>)-alkoxy, (C<sub>3</sub>-C<sub>8</sub>)-Cycloalkyl-(C<sub>1</sub>-C<sub>8</sub>)-alkoxy-(C<sub>1</sub>-C<sub>6</sub>)-alkyl, (C<sub>3</sub>-C<sub>8</sub>)-Cycloalkyloxy-(C<sub>1</sub>-C<sub>8</sub>)-alkoxy-(C<sub>1</sub>-C<sub>8</sub>)-alkyl, (C<sub>3</sub>-C<sub>8</sub>)-Cycloalkoxy-(C<sub>1</sub>-C<sub>8</sub>)-alkoxy-(C<sub>1</sub>-C<sub>8</sub>)-alkoxy, (C<sub>6</sub>-C<sub>12</sub>)-Aryl, (C<sub>7</sub>-C<sub>16</sub>)-Aralkyl, (C<sub>7</sub>-C<sub>16</sub>)-Aralkenyl, (C<sub>7</sub>-C<sub>16</sub>)-Aralkinyl, (C<sub>2</sub>-C<sub>20</sub>)-Alkenyl, (C<sub>2</sub>-C<sub>20</sub>)-Alkyl, (C<sub>1</sub>-C<sub>20</sub>)-Alkoxy, (C<sub>2</sub>-C<sub>20</sub>)-Alkenyloxy, (C<sub>2</sub>-C<sub>20</sub>)-Alkinyloxy, Retinyloxy, (C<sub>1</sub>-C<sub>20</sub>)-Alkoxy-(C<sub>1</sub>-C<sub>12</sub>)-alkyl, (C<sub>1</sub>-C<sub>12</sub>)-Alkoxy-(C<sub>1</sub>-C<sub>12</sub>)-alkoxy, (C<sub>1</sub>-C<sub>12</sub>)-Alkoxy-(C<sub>1</sub>-C<sub>8</sub>)-alkoxy-(C<sub>1</sub>-C<sub>8</sub>)-alkyl, (C<sub>6</sub>-C<sub>12</sub>)-Aryloxy, (C<sub>6</sub>-C<sub>12</sub>)-Aryloxy-(C<sub>1</sub>-C<sub>6</sub>)-alkoxy, (C<sub>7</sub>-C<sub>16</sub>)-Aralkoxy-(C<sub>1</sub>-C<sub>6</sub>)-alkoxy, (C<sub>1</sub>-C<sub>16</sub>)-Hydroxyalkyl, (C<sub>6</sub>-C<sub>16</sub>)-Aryloxy-(C<sub>1</sub>-C<sub>8</sub>)-alkyl, (C<sub>7</sub>-C<sub>16</sub>)-Aralkoxy-(C<sub>1</sub>-C<sub>8</sub>)-alkyl, (C<sub>6</sub>-C<sub>12</sub>)-Aryloxy-(C<sub>1</sub>-C<sub>8</sub>)-alkoxy-(C<sub>1</sub>-C<sub>6</sub>)-alkyl, (C<sub>1</sub>-C<sub>12</sub>)-Aralkyloxy-(C<sub>1</sub>-C<sub>8</sub>)-alkoxy-(C<sub>1</sub>-C<sub>6</sub>)-alkyl, (C<sub>2</sub>-C<sub>20</sub>)-Alkenyloxy-(C<sub>1</sub>-C<sub>6</sub>)-alkyl, (C<sub>2</sub>-C<sub>20</sub>)-Alkinyloxy-(C<sub>1</sub>-C<sub>6</sub>)-alkyl, Retinyloxy-(C<sub>1</sub>-C<sub>6</sub>)-alkyl, -O-[CH<sub>2</sub>]<sub>x</sub>-C<sub>1</sub>H<sub>(2f+1-g)</sub>-F<sub>g</sub>, -OCF<sub>2</sub>Cl, -OCF<sub>2</sub>-CHFCl, (C<sub>1</sub>-C<sub>20</sub>)-Alkylcarbonyl, (C<sub>3</sub>-C<sub>8</sub>)-Cycloalkylcarbonyl, (C<sub>6</sub>-C<sub>12</sub>)-Arylcarbonyl, (C<sub>7</sub>-C<sub>16</sub>)-Aralkylcarbonyl, Cinnamoyl, (C<sub>2</sub>-C<sub>20</sub>)-Alkenylcarbonyl, (C<sub>2</sub>-C<sub>20</sub>)-Alkylcarbonyl, (C<sub>1</sub>-C<sub>20</sub>)-Alkoxy-carbonyl, (C<sub>1</sub>-C<sub>12</sub>)-Alk-

oxy-(C<sub>1</sub>-C<sub>12</sub>)-alkoxycarbonyl, (C<sub>6</sub>-C<sub>12</sub>)-Aryloxycarbonyl, (C<sub>7</sub>-C<sub>16</sub>)-Aralkoxycarbonyl, (C<sub>3</sub>-C<sub>8</sub>)-Cycloalkoxycarbonyl, (C<sub>2</sub>-C<sub>20</sub>)-Alkenyloxycarbonyl, Retinyloxycarbonyl, (C<sub>2</sub>-C<sub>20</sub>)-Alkinyloxycarbonyl, (C<sub>6</sub>-C<sub>12</sub>)-Aryloxy-(C<sub>1</sub>-C<sub>6</sub>)-alkoxycarbonyl, (C<sub>7</sub>-C<sub>16</sub>)-Aralkoxy-(C<sub>1</sub>-C<sub>6</sub>)-alkoxycarbonyl, (C<sub>3</sub>-C<sub>8</sub>)-Cycloalkyl-(C<sub>1</sub>-C<sub>6</sub>)-alkoxycarbonyl, (C<sub>3</sub>-C<sub>8</sub>)-Cycloalkoxy-(C<sub>1</sub>-C<sub>6</sub>)-alkoxycarbonyl, (C<sub>1</sub>-C<sub>12</sub>)-Alkylcarbonoxy, (C<sub>3</sub>-C<sub>8</sub>)-Cycloalkylcarbonyloxy, (C<sub>6</sub>-C<sub>12</sub>)-Arylcarbonyloxy, (C<sub>7</sub>-C<sub>16</sub>)-Aralkylcarbonyloxy, Cinnamoyloxy, (C<sub>2</sub>-C<sub>12</sub>)-Alkenylcarbonyloxy, (C<sub>2</sub>-C<sub>12</sub>)-Alkinylcarbonyloxy, (C<sub>1</sub>-C<sub>12</sub>)-Alkoxycarbonyloxy, (C<sub>1</sub>-C<sub>12</sub>)-Alkoxy-(C<sub>1</sub>-C<sub>12</sub>)-alkoxycarbonyloxy, (C<sub>6</sub>-C<sub>12</sub>)-Aryloxycarbonyloxy, (C<sub>7</sub>-C<sub>16</sub>)-Aralkyloxycarbonyloxy, (C<sub>3</sub>-C<sub>8</sub>)-Cycloalkoxycarbonyloxy, (C<sub>2</sub>-C<sub>12</sub>)-Alkenyloxycarbonyloxy, (C<sub>2</sub>-C<sub>12</sub>)-Alkinyloxycarbonyloxy, Carbamoyl, N-(C<sub>1</sub>-C<sub>12</sub>)-Alkylcarbamoyl, N,N-Di-(C<sub>1</sub>-C<sub>12</sub>)-alkylcarbamoyl, N-(C<sub>3</sub>-C<sub>8</sub>)-Cycloalkylcarbamoyl, N,N-Dicyclo-(C<sub>3</sub>-C<sub>8</sub>)-alkylcarbamoyl, N-(C<sub>1</sub>-C<sub>10</sub>)-Alkyl-N-(C<sub>3</sub>-C<sub>8</sub>)-cycloalkylcarbamoyl, N-((C<sub>3</sub>-C<sub>8</sub>)-Cycloalkyl-(C<sub>1</sub>-C<sub>6</sub>)-alkyl)carbamoyl, N-(C<sub>1</sub>-C<sub>6</sub>)-Alkyl-N-((C<sub>3</sub>-C<sub>8</sub>)-cycloalkyl-(C<sub>1</sub>-C<sub>6</sub>)-alkyl)carbamoyl, N-(+)-Dehydroabietylcarbamoyl, N-(C<sub>1</sub>-C<sub>6</sub>)-Alkyl-N-(+)-dehydroabietylcarbamoyl, N-(C<sub>6</sub>-C<sub>12</sub>)-Arylcarbamoyl, N-(C<sub>7</sub>-C<sub>16</sub>)-Aralkylcarbamoyl, N-(C<sub>1</sub>-C<sub>10</sub>)-Alkyl-N-(C<sub>6</sub>-C<sub>16</sub>)-arylcarbamoyl, N-(C<sub>1</sub>-C<sub>10</sub>)-Alkyl-N-(C<sub>7</sub>-C<sub>16</sub>)-aralkylcarbamoyl, N-((C<sub>1</sub>-C<sub>18</sub>)-Alkoxy-(C<sub>1</sub>-C<sub>10</sub>)-alkyl)carbamoyl, N-((C<sub>6</sub>-C<sub>16</sub>)-Aryloxy-(C<sub>1</sub>-C<sub>10</sub>)-alkyl)carbamoyl, N-((C<sub>7</sub>-C<sub>16</sub>)-Aralkyloxy-(C<sub>1</sub>-C<sub>10</sub>)-alkyl)carbamoyl, N-(C<sub>1</sub>-C<sub>10</sub>)-Alkyl-N-((C<sub>1</sub>-C<sub>10</sub>)-alkoxy-(C<sub>1</sub>-C<sub>10</sub>)-alkyl)carbamoyl, N-(C<sub>1</sub>-C<sub>10</sub>)-Alkyl-N-((C<sub>6</sub>-C<sub>10</sub>)-aryloxy-(C<sub>1</sub>-C<sub>10</sub>)-alkyl)carbamoyl, N-(C<sub>1</sub>-C<sub>10</sub>)-Alkyl-N-((C<sub>7</sub>-C<sub>16</sub>)-aralkyloxy-(C<sub>1</sub>-C<sub>10</sub>)-alkyl)carbamoyl; CON(CH<sub>2</sub>)<sub>h</sub>, wobei eine CH<sub>2</sub>-Gruppe durch O, S, N-(C<sub>1</sub>-C<sub>8</sub>)-Alkylimino, N-(C<sub>3</sub>-C<sub>8</sub>)-Cycloalkylimino, N-(C<sub>3</sub>-C<sub>8</sub>)-Cycloalkyl-(C<sub>1</sub>-C<sub>4</sub>)-alkylimino, N-(C<sub>6</sub>-C<sub>12</sub>)-Arylimino, N-(C<sub>7</sub>-C<sub>16</sub>)-Aralkylimino, N-(C<sub>1</sub>-C<sub>4</sub>)-Alkoxy-(C<sub>1</sub>-C<sub>6</sub>)-alkylimino ersetzt sein kann, und h 3 bis 7 ist; ein Carbamoylrest der Formel R



wobei

R<sup>x</sup> und R<sup>y</sup> je unabhängig voneinander ausgewählt sind aus Wasserstoff, (C<sub>1</sub>-C<sub>6</sub>)-Alkyl, (C<sub>3</sub>-C<sub>7</sub>)-Cycloalkyl, Aryl, oder dem Substituenten eines α-Kohlenstoffs einer α-Aminosäure, zu der die L- und D-Aminosäuren gehören, s 1-5 ist,

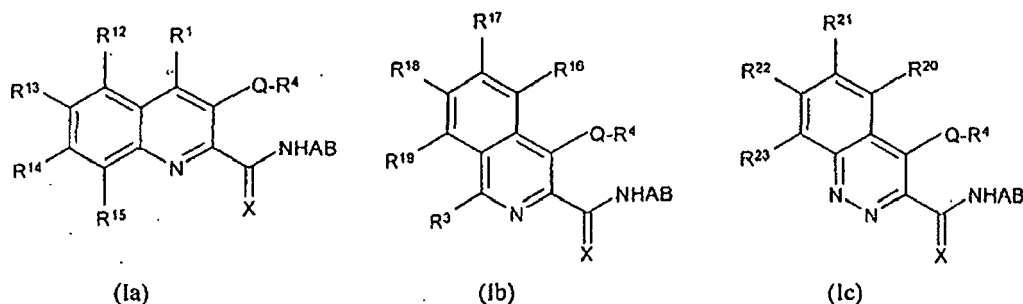
T OH oder NR<sup>\*</sup>R<sup>\*\*</sup> ist, wobei R<sup>\*</sup>, R<sup>\*\*</sup> und R<sup>\*\*</sup> gleich oder unterschiedlich und ausgewählt sind aus Folgendem, nämlich Wasserstoff, (C<sub>6</sub>-C<sub>12</sub>)-Aryl, (C<sub>7</sub>-C<sub>11</sub>)-Aralkyl, (C<sub>1</sub>-C<sub>8</sub>)-Alkyl, (C<sub>3</sub>-C<sub>8</sub>)-Cycloalkyl, (+)-Dehydroabietyl, (C<sub>1</sub>-C<sub>8</sub>)-Alkoxy-(C<sub>1</sub>-C<sub>8</sub>)-alkyl, (C<sub>7</sub>-C<sub>12</sub>)-Aralkoxy-(C<sub>1</sub>-C<sub>8</sub>)-alkyl, (C<sub>6</sub>-C<sub>12</sub>)-Aryloxy-(C<sub>1</sub>-C<sub>8</sub>)-alkyl, (C<sub>1</sub>-C<sub>10</sub>)-Alkanoyl, ggf. substituiertes (C<sub>7</sub>-C<sub>16</sub>)-Aralkanoyl, ggf. substituiertes (C<sub>6</sub>-C<sub>12</sub>)-Aroyl; oder wobei R<sup>\*</sup> und R<sup>\*\*</sup> zusammen -[CH<sub>2</sub>]<sub>h</sub>, sind,

wobei eine CH<sub>2</sub>-Gruppe durch O, S, SO, SO<sub>2</sub>, N-Acylamino, N-(C<sub>1</sub>-C<sub>10</sub>)-Alkoxycarbonylimino, N-(C<sub>1</sub>-C<sub>8</sub>)-Alkylimino, N-(C<sub>3</sub>-C<sub>8</sub>)-Cycloalkylimino, N-(C<sub>3</sub>-C<sub>8</sub>)-Cycloalkyl-(C<sub>1</sub>-C<sub>4</sub>)-alkylimino, N-(C<sub>6</sub>-C<sub>12</sub>)-Arylimino, N-(C<sub>7</sub>-C<sub>16</sub>)-Aralkylimino, N-(C<sub>1</sub>-C<sub>4</sub>)-Alkoxy-(C<sub>1</sub>-C<sub>6</sub>)-alkylimino ersetzt sein kann, und h 3 bis 7 ist;

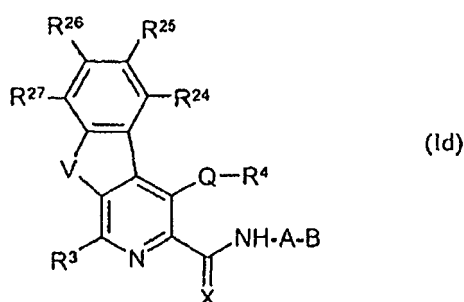
Carbamoyloxy, N-(C<sub>1</sub>-C<sub>12</sub>)-Alkylcarbamoyloxy, N,N-Di-(C<sub>1</sub>-C<sub>12</sub>)-alkylcarbamoyloxy, N-(C<sub>3</sub>-C<sub>8</sub>)-Cycloalkylcarbamoyloxy, N-(C<sub>6</sub>-C<sub>12</sub>)-Arylcarbamoyloxy, N-(C<sub>7</sub>-C<sub>16</sub>)-Aralkylcarbamoyloxy, N-(C<sub>1</sub>-C<sub>10</sub>)-Alkyl-N-(C<sub>6</sub>-C<sub>12</sub>)-arylcarbamoyloxy, N-(C<sub>1</sub>-C<sub>10</sub>)-Alkyl-N-(C<sub>7</sub>-C<sub>16</sub>)-aralkylcarbamoyloxy, N-((C<sub>1</sub>-C<sub>10</sub>)-Alkyl)carbamoyloxy, N-((C<sub>6</sub>-C<sub>12</sub>)-Aryloxy-(C<sub>1</sub>-C<sub>10</sub>)-alkyl)carbamoyloxy, N-((C<sub>7</sub>-C<sub>16</sub>)-Aralkyloxy-(C<sub>1</sub>-C<sub>10</sub>)-alkyl)carbamoyloxy, N-(C<sub>1</sub>-C<sub>10</sub>)-Alkyl-N-((C<sub>1</sub>-C<sub>10</sub>)-alkoxy-(C<sub>1</sub>-C<sub>10</sub>)-alkyl)carbamoyloxy, N-(C<sub>1</sub>-C<sub>10</sub>)-Alkyl-N-((C<sub>6</sub>-C<sub>12</sub>)-aryloxy-(C<sub>1</sub>-C<sub>10</sub>)-alkyl)carbamoyloxy, N-(C<sub>1</sub>-C<sub>10</sub>)-Alkyl-N-((C<sub>7</sub>-C<sub>16</sub>)-aralkyloxy-(C<sub>1</sub>-C<sub>10</sub>)-alkyl)carbamoyloxyamino, (C<sub>1</sub>-C<sub>12</sub>)-Alkylamino, Di-(C<sub>1</sub>-C<sub>12</sub>)-alkylamino, (C<sub>3</sub>-C<sub>8</sub>)-Cycloalkylamino, (C<sub>3</sub>-C<sub>12</sub>)-Alkenylamino, (C<sub>3</sub>-C<sub>12</sub>)-Alkinylamino, N-(C<sub>6</sub>-C<sub>12</sub>)-Arylamino, N-(C<sub>7</sub>-C<sub>11</sub>)-Aralkylamino, N-Alkyl-aralkylamino, N-Alkyl-arylamino, (C<sub>1</sub>-C<sub>12</sub>)-Alkoxyamino, (C<sub>1</sub>-C<sub>12</sub>)-Alkoxy-N-(C<sub>1</sub>-C<sub>10</sub>)-alkylamino, (C<sub>1</sub>-C<sub>12</sub>)-Alkanoylamino, (C<sub>3</sub>-C<sub>8</sub>)-Cycloalkanoylamino, (C<sub>6</sub>-C<sub>12</sub>)-Aroylamino, (C<sub>7</sub>-C<sub>16</sub>)-Aralkanoylamino, (C<sub>1</sub>-C<sub>12</sub>)-Alkanoyl-N-(C<sub>1</sub>-C<sub>10</sub>)-alkylamino, (C<sub>3</sub>-C<sub>8</sub>)-Cycloalkanoyl-N-(C<sub>1</sub>-C<sub>10</sub>)-alkylamino, (C<sub>6</sub>-C<sub>12</sub>)-Aroyl-N-(C<sub>1</sub>-C<sub>10</sub>)-alkylamino, (C<sub>7</sub>-C<sub>11</sub>)-Aralkanoyl-N-(C<sub>1</sub>-C<sub>10</sub>)-alkylamino, (C<sub>1</sub>-C<sub>12</sub>)-Alkanoylamino-(C<sub>1</sub>-C<sub>8</sub>)-alkyl, (C<sub>3</sub>-C<sub>8</sub>)-Cycloalkanoylamino-(C<sub>1</sub>-C<sub>8</sub>)-alkyl, (C<sub>6</sub>-C<sub>12</sub>)-Aroylamino-(C<sub>1</sub>-C<sub>8</sub>)-alkyl, (C<sub>7</sub>-C<sub>16</sub>)-Aralkanoylamino-(C<sub>1</sub>-C<sub>8</sub>)-alkyl, Amino-(C<sub>1</sub>-C<sub>10</sub>)-alkyl, N-(C<sub>1</sub>-C<sub>10</sub>)-Alkylamino-(C<sub>1</sub>-C<sub>10</sub>)-alkyl, N,N-Di(C<sub>1</sub>-C<sub>10</sub>)-alkylamino-(C<sub>1</sub>-C<sub>10</sub>)-alkyl, (C<sub>3</sub>-C<sub>8</sub>)-Cycloalkylamino-(C<sub>1</sub>-C<sub>10</sub>)-alkyl, (C<sub>1</sub>-C<sub>20</sub>)-Alkylmercapto, (C<sub>1</sub>-C<sub>20</sub>)-Alkylsulfanyl, (C<sub>1</sub>-C<sub>20</sub>)-Alkylsulfonyl, (C<sub>6</sub>-C<sub>12</sub>)-Arylmercapto, (C<sub>6</sub>-C<sub>12</sub>)-Arylsulfanyl, (C<sub>6</sub>-C<sub>12</sub>)-Arylsulfonyl, (C<sub>7</sub>-C<sub>16</sub>)-Aralkylmercapto, (C<sub>1</sub>-C<sub>16</sub>)-Aralkylsulfanyl, (C<sub>1</sub>-C<sub>16</sub>)-Aralkylsulfonyl, (C<sub>1</sub>-C<sub>12</sub>)-Alkylmercapto-(C<sub>1</sub>-C<sub>6</sub>)-alkyl, (C<sub>1</sub>-C<sub>12</sub>)-Alkylsulfanyl-(C<sub>1</sub>-C<sub>6</sub>)-alkyl, (C<sub>1</sub>-C<sub>12</sub>)-Alkylsulfonyl-(C<sub>1</sub>-C<sub>6</sub>)-alkyl, (C<sub>6</sub>-C<sub>12</sub>)-Arylmercapto-(C<sub>1</sub>-C<sub>6</sub>)-alkyl, (C<sub>6</sub>-C<sub>12</sub>)-Arylsulfanyl-(C<sub>1</sub>-C<sub>6</sub>)-alkyl, (C<sub>6</sub>-C<sub>12</sub>)-Arylsulfonyl-(C<sub>1</sub>-C<sub>6</sub>)-alkyl,



cinnolining bilden;  
 oder wobei R<sup>1</sup> und R<sup>2</sup>, oder R<sup>2</sup> und R<sup>3</sup> einen carbocyclischen oder heterocyclischen 5- oder 6-gliedrigen aromatischen Ring bilden;  
 oder wobei R<sup>1</sup> und R<sup>2</sup>, oder R<sup>2</sup> und R<sup>3</sup>, zusammen mit dem Pyridin oder Pyridazin, das diese trägt, ein ggf. substituierendes heterocyclisches Ringsystem bilden, das ausgewählt ist aus den Thienopyridinen, den Furanopyridinen, den Pyridopyridinen, den Pyrimidinopyridinen, den Imidazopyridinen, den Thiazolopyridinen, den Oxazolopyridinen, Chinolin, Isochinolin, und Cinnolin; wobei Chinolin, Isochinolin oder Cinnolin die Formeln la, lb und lc erfüllen können:

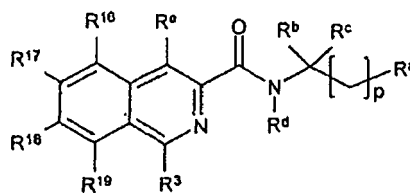


und wobei Substituenten R<sup>12</sup> bis R<sup>23</sup> in jedem Fall je unabhängig von einander die Bedeutung von R<sup>1</sup>, R<sup>2</sup> und R<sup>3</sup> aufweisen;  
 oder wobei die Reste R<sup>1</sup> und R<sup>2</sup>, zusammen mit dem Pyridin, das diese trägt eine Verbindung der Formel ld bilden:



wobei  
 V S, O, oder NR<sup>k</sup> ist, wobei R<sup>k</sup> ausgewählt ist aus Wasserstoff, (C<sub>1</sub>-C<sub>6</sub>)-Alkyl, Aryl, oder Benzyl; wobei ein Arylrest ggf. mit 1 bis 5 Substituenten wie zuvor definiert substituiert sein kann; und wobei  
 R<sup>24</sup>, R<sup>25</sup>, R<sup>26</sup>, und R<sup>27</sup> in jedem Fall je unabhängig voneinander die Bedeutung von R<sup>1</sup>, R<sup>2</sup> und R<sup>3</sup> aufweisen;  
 f 1 bis 8 ist;  
 g 0 oder 1 bis (2f+1) ist;  
 x 0 bis 3 ist; und  
 h 3 bis 7 ist;  
 einschließlich der davon abgekommenen physiologisch wirksamen Salze, Ester und Prodrugs.

13. Ein Mittel zur Verwendung wie in einem der vorhergehenden Ansprüche beansprucht, wobei das Mittel eine Verbindung der Formel (le) ist:



(Ic)

wobei

p null oder eins ist;

$R^a$  -COOH oder -WR<sup>50</sup> ist; vorausgesetzt, dass wenn  $R^a$  -COOH ist, p null ist und wenn  $R^a$  -WR<sup>50</sup> ist, p eins ist; W ausgewählt ist aus der Gruppe bestehend aus Sauerstoff, -S(O)<sub>n</sub>- und -NR<sup>51</sup>- wobei n null, eins oder zwei ist, wobei R<sup>51</sup> ausgewählt ist aus der Gruppe bestehend aus Wasserstoff, Alkyl, substituiertem Alkyl, Acyl, Aryl, substituiertem Aryl, Heteroaryl, substituiertem Heteroaryl, Heterocyclyl und substituiertem Heterocyclyl und wobei R<sup>50</sup> ausgewählt ist aus der Gruppe bestehend aus Wasserstoff, Alkyl, substituiertem Alkyl, Aryl, substituiertem Aryl, Heteroaryl, substituiertem Heteroaryl, Heterocyclyl und substituiertem Heterocyclyl, oder wobei, wenn W -NR<sup>9</sup>- ist, R<sup>50</sup> und R<sup>51</sup> zusammen mit dem Stickstoffatom, an das sie gebunden sind, verbunden sein können, um eine heterocyclische oder substituierte heterocyclische Gruppe zu bilden, vorausgesetzt, dass wenn W -S(O)<sub>n</sub>- und n eins oder zwei ist, R<sup>50</sup> nicht Wasserstoff ist;

R<sup>3</sup> ausgewählt ist aus der Gruppe bestehend aus Wasserstoff, Alkyl, substituiertem Alkyl, Alkoxy, substituiertem Alkoxy, Amino, substituiertem Amino, Aminoacyl, Aryl, substituiertem Aryl, Halo, Heteroaryl, substituiertem Heteroaryl, Heterocyclyl, substituiertem Heterocyclyl, und -XR<sup>60</sup> wobei X Sauerstoff, -S(O)<sub>n</sub>- oder -NR<sup>70</sup>- ist, wobei n null, eins oder zwei ist; wobei R<sup>60</sup> ausgewählt ist aus der Gruppe bestehend aus Alkyl, substituiertem Alkyl, Aryl, substituiertem Aryl, Heteroaryl, substituiertem Heteroaryl, Heterocyclyl und substituiertem Heterocyclyl; und wobei R<sup>70</sup> Wasserstoff, Alkyl oder Aryl ist; oder wobei, wenn X -NR<sup>70</sup>- ist, R<sup>60</sup> und R<sup>70</sup> zusammen mit dem Stickstoffatom, an das sie gebunden sind, verbunden sein können, um eine heterocyclische oder eine substituierte heterocyclische Gruppe zu bilden;

R<sup>17</sup> und R<sup>18</sup> unabhängig von einander ausgewählt sind aus der Gruppe bestehend aus Wasserstoff, Alkyl, substituiertem Alkyl, Aryl, substituiertem Aryl, Heteroaryl, substituiertem Heteroaryl, Halo, Hydroxy, Cyano, -S(O)<sub>n</sub>-N(R<sup>80</sup>)-R<sup>80</sup>, wobei n 0, 1, oder 2 ist, -NR<sup>80</sup>C(O)NR<sup>80</sup>R<sup>80</sup>, -XR<sup>80</sup> wobei X Sauerstoff, -S(O)<sub>n</sub>- oder -NR<sup>90</sup>- ist, wobei n null, eins oder zwei ist,

wobei jedes R<sup>80</sup> unabhängig voneinander ausgewählt ist aus der Gruppe bestehend aus Wasserstoff, Alkyl, substituiertem Alkyl, Aryl, substituiertem Aryl, Cycloalkyl, substituiertem Cycloalkyl, Heteroaryl, substituiertem Heteroaryl, Heterocyclyl und substituiertem Heterocyclyl, vorausgesetzt, dass wenn X -SO- oder -SO<sub>2</sub>- ist, R<sup>80</sup> dann nicht Wasserstoff ist, und wobei R<sup>90</sup> ausgewählt ist aus der Gruppe bestehend aus Wasserstoff, Alkyl, Aryl, oder wobei R<sup>17</sup>, R<sup>18</sup> zusammen mit dem daran gebundenen Kohlenstoffatom ein Aryl, ein substituiertes Aryl, ein Heteroaryl, oder ein substituiertes Heteroaryl bilden;

R<sup>16</sup> und R<sup>19</sup> unabhängig voneinander ausgewählt sind aus der Gruppe bestehend aus Wasserstoff, Halo, Alkyl, substituiertem Alkyl, Alkoxy, substituiertem Alkoxy, Aryl, substituiertem Aryl, Heteroaryl, substituiertem Heteroaryl und -XR<sup>60</sup>, wobei X Sauerstoff, -S(O)<sub>n</sub>- oder -NR<sup>70</sup>- ist, wobei n null, eins oder zwei ist, wobei R<sup>60</sup> ausgewählt ist aus der Gruppe bestehend aus Alkyl, substituiertem Alkyl, Aryl, substituiertem Aryl, Heteroaryl, substituiertem Heteroaryl, Heterocyclyl und substituiertem Heterocyclyl, und wobei R<sup>70</sup> Wasserstoff, Alkyl oder Aryl ist oder, wobei wenn X -NR<sup>70</sup>- ist, R<sup>70</sup> und R<sup>60</sup> zusammen mit dem Stickstoffatom, an das sie gebunden sind, verbunden sein können, um eine heterocyclische oder substituierte heterocyclische Gruppe zu bilden;

R<sup>b</sup> ausgewählt ist aus der Gruppe bestehend aus Wasserstoff, Deuterium und Methyl;

R<sup>c</sup> ausgewählt ist aus der Gruppe bestehend aus Wasserstoff, Deuterium, Alkyl und substituiertem Alkyl; alternative können R<sup>b</sup> und R<sup>c</sup> und der daran gebundene Kohlenstoff verbunden sein, um ein Cycloalkyl, ein substituiertes Cycloalkyl, eine heterocyclische oder eine substituierte heterocyclische Gruppe zu bilden;

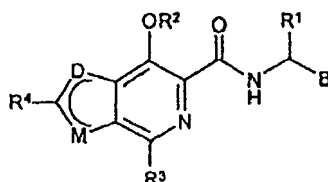
R<sup>d</sup> ausgewählt ist aus der Gruppe bestehend aus Wasserstoff und Alkyl oder wobei R<sup>d</sup> zusammen mit R<sup>c</sup> und dem daran gebundenen Stickstoff verbunden sein kann, um eine heterocyclische oder eine substituierte heterocyclische Gruppe zu bilden; und

R<sup>e</sup> ausgewählt ist aus der Gruppe bestehend aus Hydroxy, Alkoxy, substituiertem Alkoxy, Acyloxy, Cycloalkoxy, substituiertem Cycloalkoxy, Aryloxy, substituiertem Aryloxy, Heteroaryloxy, substituiertem Heteroaryloxy, Aryl, -S(O)<sub>n</sub>-R<sup>95</sup>, wobei R<sup>95</sup> ausgewählt ist aus der Gruppe bestehend aus Alkyl, substituiertem Alkyl, Cycloalkyl,

substituiertem Cycloalkyl, Aryl, substituiertem Aryl, Heteroaryl, substituiertem Heteroaryl und wobei n null, eins oder zwei ist;

und deren pharmazeutisch annehmbare Salze, Ester, und Prodrugs.

14. Ein Mittel zur Verwendung wie in einem der vorhergehenden Ansprüche beansprucht, wobei das Mittel eine Verbindung der Formel (IV) ist:



(IV)

wobei

R<sup>1</sup> ausgewählt ist aus Gruppe bestehend aus Wasserstoff, (C<sub>1</sub>-C<sub>6</sub>)-Alkyl, (C<sub>3</sub>-C<sub>7</sub>)-Cycloalkyl, Aryl, oder einem Substituenten des  $\alpha$ -Kohlenstoffatoms einer  $\alpha$ -Aminosäure, wobei die  $\alpha$ -Aminosäure eine natürliche L-Aminosäure oder deren D-Isomer ist;

B -CO<sub>2</sub>H oder ein CO<sub>2</sub>-G Carboxylrest ist, wobei G ein Rest eines Alkohols G-OH ist, in dem G ausgewählt ist aus der Gruppe bestehend aus einem (C<sub>1</sub>-C<sub>20</sub>)-Alkylrest, einem (C<sub>3</sub>-C<sub>8</sub>)-Cycloalkylrest, einem (C<sub>2</sub>-C<sub>20</sub>)-Alkenylrest, einem (C<sub>3</sub>-C<sub>8</sub>)-Cycloalkenylrest, einem Retinylrest, einem (C<sub>2</sub>-C<sub>20</sub>)-Alkylrest, einem (C<sub>4</sub>-C<sub>20</sub>)-Alkenylrest;

R<sup>2</sup> ausgewählt ist aus der Gruppe bestehend aus Wasserstoff, (C<sub>1</sub>-C<sub>10</sub>)-Alkyl, (C<sub>2</sub>-C<sub>10</sub>)-Alkenyl, (C<sub>2</sub>-C<sub>10</sub>)-Alkyl, wobei Alkenyl oder Alkyl ein oder zwei C-C Mehrfachbindungen aufweisen; einem unsubstituiertem Fluoralkylrest der Formel -[CH<sub>2</sub>]<sub>x</sub>-C<sub>r</sub>H<sub>(2f+1g)</sub>-F<sub>g</sub>, Aryl, Heteroaryl, und (C<sub>7</sub>-C<sub>11</sub>)-Aralkyl; eines von D oder M -S-, und das andere =C(R<sup>5</sup>)- ist;

R<sup>3</sup> R<sup>4</sup>, und R<sup>5</sup> gleich oder unterschiedlich und ausgewählt sind aus der Gruppe bestehend aus Wasserstoff, Hydroxyl, Halogen, Cyano, Trifluoromethyl, Nitro, Carboxyl; (C<sub>1</sub>-C<sub>20</sub>)-Alkyl, (C<sub>3</sub>-C<sub>8</sub>)-Cycloalkyl, (C<sub>3</sub>-C<sub>8</sub>)-Cycloalkoxy, (C<sub>6</sub>-C<sub>12</sub>)-Aryl, (C<sub>7</sub>-C<sub>16</sub>)-Aralkyl, (C<sub>7</sub>-C<sub>16</sub>)-Aralkenyl, (C<sub>7</sub>-C<sub>16</sub>)-Aralkinyl, (C<sub>2</sub>-C<sub>20</sub>)-Alkenyl, (C<sub>2</sub>-C<sub>20</sub>)-Alkyl, (C<sub>1</sub>-C<sub>20</sub>)-Alkoxy, (C<sub>2</sub>-C<sub>20</sub>)-Alkenyloxy, (C<sub>2</sub>-C<sub>20</sub>)-Alkinyloxy, Retinyloxy, (C<sub>6</sub>-C<sub>12</sub>)-Aryloxy, (C<sub>7</sub>-C<sub>16</sub>)-Aralkyloxy, (C<sub>1</sub>-C<sub>16</sub>)-Hydroxyalkyl, -O-[CH<sub>2</sub>]<sub>x</sub>-C<sub>r</sub>H<sub>(2f+1g)</sub>-F<sub>g</sub>, -OCF<sub>2</sub>Cl, -OCF<sub>2</sub>-CHFCl, (C<sub>1</sub>-C<sub>20</sub>)-Alkylcarbonyl, (C<sub>3</sub>-C<sub>8</sub>)-Cycloalkylcarbonyl, (C<sub>6</sub>-C<sub>12</sub>)-Arylcarbonyl, (C<sub>7</sub>-C<sub>16</sub>)-Aralkylcarbonyl, Cinnamoyl, (C<sub>2</sub>-C<sub>20</sub>)-Alkenylcarbonyl, (C<sub>2</sub>-C<sub>20</sub>)-Alkylcarbonyl, (C<sub>1</sub>-C<sub>20</sub>)-Alkoxycarbonyl, (C<sub>6</sub>-C<sub>12</sub>)-Aryloxycarbonyl, (C<sub>7</sub>-C<sub>16</sub>)-Aralkoxycarbonyl, (C<sub>3</sub>-C<sub>8</sub>)-Cycloalkoxycarbonyl, (C<sub>2</sub>-C<sub>20</sub>)-Alkenyloxycarbonyl, Retinyloxycarbonyl, (C<sub>2</sub>-C<sub>20</sub>)-Alkinyloxycarbonyl, (C<sub>1</sub>-C<sub>12</sub>)-Alkylcarbonyloxy, (C<sub>3</sub>-C<sub>8</sub>)-Cycloalkylcarbonyloxy, (C<sub>6</sub>-C<sub>12</sub>)-Arylcarbonyloxy, (C<sub>7</sub>-C<sub>16</sub>)-Aralkylcarbonyloxy, Cinnamoyloxy, (C<sub>2</sub>-C<sub>12</sub>)-Alkenylcarbonyloxy, (C<sub>2</sub>-C<sub>12</sub>)-Alkylcarbonyloxy, (C<sub>1</sub>-C<sub>12</sub>)-Alkoxycarbonyloxy, (C<sub>6</sub>-C<sub>12</sub>)-Aryloxycarbonyloxy, (C<sub>7</sub>-C<sub>16</sub>)-Aralkyloxycarbonyloxy, (C<sub>3</sub>-C<sub>8</sub>)-Cycloalkoxycarbonyloxy, (C<sub>2</sub>-C<sub>12</sub>)-Alkenyloxycarbonyloxy, (C<sub>2</sub>-C<sub>12</sub>)-Alkinyloxycarbonyloxy, Carbamoyl, N-(C<sub>1</sub>-C<sub>12</sub>)-Alkylcarbamoyl, N,N-Di-(C<sub>1</sub>-C<sub>12</sub>)-alkylcarbamoyl, N-(C<sub>3</sub>-C<sub>8</sub>)-Cycloalkylcarbamoyl, N,N-Dicyclo-(C<sub>3</sub>-C<sub>8</sub>)-alkylcarbamoyl, N-(C<sub>1</sub>-C<sub>10</sub>)-Alkyl-N-(C<sub>3</sub>-C<sub>8</sub>)-cycloalkylcarbamoyl, N-((C<sub>3</sub>-C<sub>8</sub>)-Cycloalkyl-(C<sub>1</sub>-C<sub>6</sub>)-alkyl)carbamoyl, N-(+)-Dehydroabietylcarbamoyl, N-(C<sub>1</sub>-C<sub>6</sub>)-Alkyl-N-(+)-dehydroabietylcarbamoyl, N-(C<sub>6</sub>-C<sub>12</sub>)-Arylcarbamoyl, N-(C<sub>7</sub>-C<sub>16</sub>)-Aralkylcarbamoyl, N-(C<sub>1</sub>-C<sub>10</sub>)-Alkyl-N-(C<sub>6</sub>-C<sub>16</sub>)-arylcarbamoyl, N-(C<sub>1</sub>-C<sub>10</sub>)-Alkyl-N-(C<sub>1</sub>-C<sub>16</sub>)-aralkylcarbamoyl, Carbamoyloxy, N-(C<sub>1</sub>-C<sub>12</sub>)-Alkylcarbamoyloxy, N,N-Di-(C<sub>1</sub>-C<sub>12</sub>)-alkylcarbamoyloxy, N-(C<sub>3</sub>-C<sub>8</sub>)-Cycloalkylcarbamoyloxy, N-(C<sub>6</sub>-C<sub>12</sub>)-Arylcarbamoyloxy, N-(C<sub>7</sub>-C<sub>16</sub>)-Aralkylcarbamoyloxy, N-(C<sub>1</sub>-C<sub>10</sub>)-Alkyl-N-(C<sub>6</sub>-C<sub>12</sub>)-arylcarbamoyloxy, N-(C<sub>1</sub>-C<sub>10</sub>)-Alkyl-N-(C<sub>7</sub>-C<sub>16</sub>)-aralkylcarbamoyloxy, N-((C<sub>1</sub>-C<sub>10</sub>)-Alkyl)carbamoyloxy, N-(C<sub>1</sub>-C<sub>10</sub>)-Alkyl-N-((C<sub>7</sub>-C<sub>16</sub>)-aralkyloxy-(C<sub>1</sub>-C<sub>10</sub>)-alkyl)carbamoyloxyamino, (C<sub>1</sub>-C<sub>12</sub>)-Alkylamino, Di-(C<sub>1</sub>-C<sub>12</sub>)-alkylamino, (C<sub>3</sub>-C<sub>8</sub>)-Cycloalkylamino, (C<sub>3</sub>-C<sub>12</sub>)-Alkenylamino, (C<sub>3</sub>-C<sub>12</sub>)-Alkylamino, N-(C<sub>6</sub>-C<sub>12</sub>)-Arylamino, N-(C<sub>7</sub>-C<sub>11</sub>)-Aralkylamino, N-Alkyl-aralkylamino, N-Alkyl-arylamino, (C<sub>1</sub>-C<sub>12</sub>)-Alkoxyamino, (C<sub>1</sub>-C<sub>12</sub>)-Alkoxy-N-(C<sub>1</sub>-C<sub>10</sub>)-alkylamino, (C<sub>1</sub>-C<sub>12</sub>)-Alkanoylamino, (C<sub>3</sub>-C<sub>8</sub>)-Cycloalkanoylamino, (C<sub>6</sub>-C<sub>12</sub>)-Aroylamino, (C<sub>7</sub>-C<sub>16</sub>)-Aralkanoylamino, (C<sub>1</sub>-C<sub>12</sub>)-Alkanoyl-N-(C<sub>1</sub>-C<sub>10</sub>)-Alkylamino, (C<sub>3</sub>-C<sub>8</sub>)-Cycloalkanoyl-N-(C<sub>1</sub>-C<sub>10</sub>)-alkylamino, (C<sub>6</sub>-C<sub>12</sub>)-Aroyl-N-(C<sub>1</sub>-C<sub>10</sub>)-alkylamino, (C<sub>7</sub>-C<sub>11</sub>)-Aralkanoyl-N-(C<sub>1</sub>-C<sub>10</sub>)-alkylamino, Amino-(C<sub>1</sub>-C<sub>10</sub>)-alkyl, (C<sub>1</sub>-C<sub>20</sub>)-Alkylmercapto, (C<sub>1</sub>-C<sub>20</sub>)-Alkylsulfinyl, (C<sub>1</sub>-C<sub>20</sub>)-Alkylsulfonyl, (C<sub>6</sub>-C<sub>12</sub>)-Arylmercapto, (C<sub>6</sub>-C<sub>12</sub>)-Aryl-

sulfinyl, (C<sub>6</sub>-C<sub>12</sub>)-Arylsulfonyl, (C<sub>7</sub>-C<sub>16</sub>)-Aralkylmercapto, (C<sub>7</sub>-C<sub>16</sub>)-Aralkylsulfinyl, (C<sub>7</sub>-C<sub>16</sub>)-Aralkylsulfonyl, Sulfamoyl, N-(C<sub>1</sub>-C<sub>10</sub>)-Alkylsulfamoyl, N,N-Di-(C<sub>1</sub>-C<sub>10</sub>)-alkylsulfamoyl, (C<sub>3</sub>-C<sub>8</sub>)-Cycloalkylsulfamoyl, N-(C<sub>6</sub>-C<sub>12</sub>)-Arylsulfamoyl, N-(C<sub>7</sub>-C<sub>16</sub>)-Aralkylsulfamoyl, N-(C<sub>1</sub>-C<sub>10</sub>)-Alkyl-N-(C<sub>6</sub>-C<sub>12</sub>)-arylsulfamoyl, N-(C<sub>1</sub>-C<sub>10</sub>)-Alkyl-N-(C<sub>7</sub>-C<sub>16</sub>)-aralkylsulfamoyl, (C<sub>1</sub>-C<sub>10</sub>)-Alkylsulfonamido, (C<sub>7</sub>-C<sub>16</sub>)-Aralkylsulfonamido, und N-((C<sub>1</sub>-C<sub>10</sub>)-Alkyl-(C<sub>7</sub>-C<sub>16</sub>)-aralkylsulfonamido; wobei ein Arylrest substituiert sein kann mit 1 bis 5 Substituenten, die ausgewählt sind aus Hydroxyl, Halogen, Cyano, Trifluoromethyl, Nitro, Carboxyl, (C<sub>2</sub>-C<sub>16</sub>)-Alkyl, (C<sub>3</sub>-C<sub>8</sub>)-Cycloalkyl, (C<sub>3</sub>-C<sub>8</sub>)-Cycloalkoxy, (C<sub>6</sub>-C<sub>12</sub>)-Aryl, (C<sub>7</sub>-C<sub>16</sub>)-Aralkyl, (C<sub>2</sub>-C<sub>16</sub>)-Alkenyl, (C<sub>2</sub>-C<sub>12</sub>)-Alkyl, (C<sub>1</sub>-C<sub>16</sub>)-Alkoxy, (C<sub>1</sub>-C<sub>16</sub>)-Alkenyloxy, (C<sub>6</sub>-C<sub>12</sub>)-Aryloxy, (C<sub>7</sub>-C<sub>16</sub>)-aralkyloxy, (C<sub>1</sub>-C<sub>8</sub>)-hydroxyalkyl, -O-[CH<sub>2</sub>]<sub>x</sub>C<sub>f</sub>H<sub>(2f+1-g)</sub>F<sub>g</sub>, -OCF<sub>2</sub>Cl, und -OCF<sub>2</sub>-CHFCl;

x 0 bis 3 ist;

f 1 bis 8 ist; und

g 0 oder 1 bis (2f+1) ist;

einschließlich der davon abgekommenen physiologisch wirksamen Salze, Ester und Prodrugs.

15 **15.** Ein Mittel zur Verwendung wie einem der Ansprüche 1-10 beansprucht, wobei das Mittel ausgewählt ist aus der Gruppe bestehend aus den 2-Oxoglutarat-Mimetika, den Eisenchelatoren und den Prolinanaloga.

16. Verwendung eines Mittels, das HIF $\alpha$  stabilisiert oder die Aktivität von HIF Hydroxylase inhibiert zur Herstellung eines Medikaments zur Behandlung oder Prävention von Krebs in einem Subjekt.

### Revendications

1. Agent qui stabilise HIF $\alpha$  ou qui inhibe l'activité de la HIF-hydroxylase, à utiliser dans le traitement ou la prévention d'un cancer chez un sujet.

2. Agent à utiliser comme revendiqué dans la revendication 1, où la HIF-hydroxylase est une HIF-propyl-hydroxylase.

3. Agent à utiliser comme revendiqué dans l'une quelconque des revendications précédentes, où le sujet est :

a) un sujet mammifère, de préférence un sujet humain ; et/ou

b) un sujet souffrant de ou à risque pour développer une tumeur maligne, un cancer, une tumeur ou une maladie ou affection néoplasique quelconque.

4. Agent à utiliser comme revendiqué dans l'une quelconque des revendications précédentes, où l'agent est :

a) destiné à réduire le volume de la tumeur chez le sujet ;

b) destiné à inhiber la croissance tumorale chez le sujet ;

c) destiné à inhiber la progression tumorale chez le sujet ;

d) destiné à modifier l'activité métabolique d'une tumeur chez le sujet ;

e) destiné à induire la quiescence d'une tumeur chez le sujet ;

f) destiné à inhiber ou réduire la métastase chez le sujet ;

g) destiné à inhiber ou réduire le pouvoir envahissant d'une tumeur chez le sujet ;

h) destiné à inhiber ou réduire l'angiogenèse tumorale et la néovascularisation tumorale chez le sujet ;

i) destiné à réduire le poids de la tumeur chez le sujet; ou

j) destiné à améliorer la survie du sujet.

5. Agent à utiliser comme revendiqué dans la revendication 3 ou la revendication 4, où la tumeur est une tumeur du poumon, du côlon ou du sein.

6. Agent à utiliser comme revendiqué dans la revendication 1, où l'agent doit être administré par voie orale, systémique, intraveineuse, ou par injection.

7. Agent à utiliser comme revendiqué dans l'une quelconque des revendications précédentes, où l'agent doit être administré au sujet avec un ou plusieurs agents chimiothérapeutiques.

8. Agent à utiliser comme revendiqué dans la revendication 7, où le ou les agents chimiothérapeutiques et l'agent qui stabilise HIF $\alpha$  ou qui inhibe la HIF-propyl-hydroxylase doivent être administrés simultanément, séparément ou

successivement.

9. Agent à utiliser comme revendiqué dans la revendication 7 ou la revendication 8, où l'agent chimiothérapeutique est :

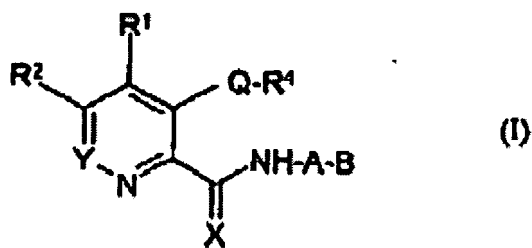
- 5 a) choisi dans le groupe constitué par les agents alkylants, les nitrosourées, les antimétabolites, les anthracyclines et les médicaments apparentés, les inhibiteurs de la topo-isomérase II, les inhibiteurs mitotiques et les hormones corticostéroïdes, ou  
b) un poison des microtubules ou un agent alkylant d'ADN.

10. Agent à utiliser comme revendiqué dans la revendication 9, où le poison des microtubules est le paclitaxel et l'agent alkylant d'ADN est le carboplatine.

11. Agent à utiliser comme revendiqué dans l'une quelconque des revendications 1-10, ledit agent étant choisi dans le groupe constitué par :

- 15 l'acide [(1-chloro-4-hydroxy-isoquinoléine-3-carbonyl)-amino]-acétique,  
l'acide (S)-2-[(4-hydroxy-7-phénoxy-isoquinoléine-3-carbonyl)-amino]-propionique,  
l'acide {[4-hydroxy-7-(4-méthoxy-phénoxy)-isoquinoléine-3-carbonyl]-amino}-acétique,  
l'acide [(4-hydroxy-1-méthyl-7-phénoxy-isoquinoléine-3-carbonyl)-amino]-acétique, et  
20 l'acide [7-(4-fluoro-phénoxy)-4-hydroxy-isoquinoléine-3-carbonyl]-amino-acétique, ou dans le groupe constitué par: l'acide 4-oxo-1,4-dihydro-[1,10]phénanthroline-3-carboxylique,  
le [3-[[4-(3,3-dibenzyl-uréido)benzènesulfonyl]-[2-(4-méthoxy-phényl)-éthyl]-amino]-N-hydroxy-propionamide],  
l'acide [(7-chloro-3-hydroxy-quinoléine-2-carbonyl)-amino]-acétique,  
25 l'acide [(1-chloro-4-hydroxy-7-méthoxy-isoquinoléine-3-carbonyl)-amino]-acétique,  
l'acide [(6,7-dichloro-4-hydroxy-isoquinoléine-3-carbonyl)-amino]-acétique,  
l'acide [(4-hydroxy-7-phénoxy-isoquinoléine-3-carbonyl)amino]-acétique,  
l'acide (S)-2-[(4-hydroxy-7-phénylsulfanyl-isoquinoléine-3-carbonyl)-amino]-propionique,  
l'acide [(4-hydroxy-1,7-diphénoxy-isoquinoléine-3-carbonyl)-amino]-acétique, et  
30 l'acide [(4-hydroxy-7-phénylsulfanyl-isoquinoléine-3-carbonyl)-amino]-acétique.

12. Agent à utiliser comme revendiqué dans l'une quelconque des revendications précédentes, où l'agent est un composé de formule (I) :



45 dans laquelle

A est un groupe 1,2-arylidène, 1,3-arylidène, 1,4-arylidène ; ou alkylène en C<sub>1</sub>-C<sub>4</sub>, éventuellement substitué par un ou deux atomes d'halogène, un groupe cyano, nitro, trifluorométhyle, alkyle en C<sub>1</sub>-C<sub>6</sub>, hydroxyalkyle en C<sub>1</sub>-C<sub>6</sub>, alcoxy en C<sub>1</sub>-C<sub>6</sub>, -O-[CH<sub>2</sub>]<sub>x</sub>-C<sub>f</sub>H<sub>(2f+1-g)</sub>Hal<sub>g</sub>, fluoroalcoxy en C<sub>1</sub>-C<sub>6</sub>, fluoroalcényloxy en C<sub>1</sub>-C<sub>8</sub>, fluoroalcényloxy en C<sub>1</sub>-C<sub>8</sub>, -OCF<sub>2</sub>Cl, -OCF<sub>2</sub>-CHFCl, alkyl(en C<sub>1</sub>-C<sub>6</sub>)mercapto, alkyl(en C<sub>1</sub>-C<sub>6</sub>)sulfinyle, alkyl(en C<sub>1</sub>-C<sub>6</sub>)sulfonyle, alkyl(en C<sub>1</sub>-C<sub>6</sub>)carbonyle, alcoxy(en C<sub>1</sub>-C<sub>6</sub>)carbonyle, carbamoyle, N-alkyl(en C<sub>1</sub>-C<sub>4</sub>)carbamoyle, N, N-di-alkyl(en C<sub>1</sub>-C<sub>4</sub>)carbamoyle, alkyl(en C<sub>1</sub>-C<sub>6</sub>)carbonyloxy, cycloalkyle en C<sub>3</sub>-C<sub>8</sub>, phényle, benzyle, phénoxy, benzyloxy, anilino, N-méthylanilino, phénylmercapto, phénylsulfonyle, phénylsulfinyle, sulfamoyle, N-alkyl(en C<sub>1</sub>-C<sub>4</sub>)sulfamoyle, N,N-di-alkyl(en C<sub>1</sub>-C<sub>4</sub>)sulfamoyle ; ou par un radical aryloxy en C<sub>6</sub>-C<sub>12</sub>, aralkyloxy en C<sub>7</sub>-C<sub>11</sub>, aryle en C<sub>6</sub>-C<sub>12</sub>, aralkyle en C<sub>7</sub>-C<sub>11</sub>, substitué, qui porte dans le groupement aryle un à cinq substituants identiques ou différents choisis parmi les radicaux halogène, cyano, nitro, trifluorométhyle, alkyle en C<sub>1</sub>-C<sub>6</sub>, alcoxy en C<sub>1</sub>-C<sub>6</sub>, -O-[CH<sub>2</sub>]<sub>x</sub>-C<sub>f</sub>H<sub>(2f+1-g)</sub>Hal<sub>g</sub>, -OCF<sub>2</sub>Cl, -OCF<sub>2</sub>-CHFCl, alkyl(en C<sub>1</sub>-C<sub>6</sub>)mercapto, alkyl(en C<sub>1</sub>-C<sub>6</sub>)

50

55

sulfynyle, alkyl(en C<sub>1</sub>-C<sub>6</sub>)sulfonyle, alkyl(en C<sub>1</sub>-C<sub>6</sub>)carbonyle, alcoxy(en C<sub>1</sub>-C<sub>6</sub>)carbonyle, carbamoyle, N-alkyl  
 (en C<sub>1</sub>-C<sub>4</sub>)carbamoyle, N,N-di-alkyl(en C<sub>1</sub>-C<sub>4</sub>)carbamoyle, alkyl(en C<sub>1</sub>-C<sub>6</sub>)carbonyloxy, cycloalkyle en C<sub>3</sub>-C<sub>8</sub>,  
 sulfamoyle, N-alkyl(en C<sub>1</sub>-C<sub>4</sub>)sulfamoyle, N,N-di-alkyl(en C<sub>1</sub>-C<sub>4</sub>)sulfamoyle ; ou dans laquelle A représente  
 -CR<sup>5</sup>R<sup>6</sup> et R<sup>5</sup> et R<sup>6</sup> sont chacun indépendamment choisis parmi un atome d'hydrogène, un groupe alkyle en  
 5 C<sub>1</sub>-C<sub>6</sub>, cycloalkyle en C<sub>3</sub>-C<sub>7</sub>, aryle, ou un substituant de l'atome de carbone α d'un acide α-aminé, ledit acide  
 aminé étant un acide aminé L naturel ou son isomère D ;  
 B représente -CO<sub>2</sub>H, -NH<sub>2</sub>, -NHSO<sub>2</sub>CF<sub>3</sub>, tétrazolyle, imidazolyle, 3-hydroxyisoxazolyle, -CONHCOR<sup>''</sup>, CON-  
 HSOR<sup>''</sup>, CONHSO<sub>2</sub>R<sup>''</sup>, où R<sup>''</sup> est un groupe aryle, hétéroaryle, cycloalkyle en C<sub>3</sub>-C<sub>7</sub>, ou alkyle en C<sub>1</sub>-C<sub>4</sub>,  
 éventuellement monosubstitué par un groupe aryle en C<sub>6</sub>-C<sub>12</sub>, hétéroaryle, OH, SH, alkyle en C<sub>1</sub>-C<sub>4</sub>, alcoxy  
 10 en C<sub>1</sub>-C<sub>4</sub>, thioalkyle en C<sub>1</sub>-C<sub>4</sub>, sulfynyle en C<sub>1</sub>-C<sub>4</sub>, sulfonyle en C<sub>1</sub>-C<sub>4</sub>, CF<sub>3</sub>, Cl, Br, F, I, NO<sub>2</sub>, -COOH, alcoxy  
 (en C<sub>2</sub>-C<sub>6</sub>)carbonyle, NH<sub>2</sub>, mono-(alkyl(en C<sub>1</sub>-C<sub>4</sub>))-amino, di-(alkyl(en C<sub>1</sub>-C<sub>4</sub>))-amino, ou perfluoroalkyle en  
 C<sub>1</sub>-C<sub>4</sub> ;  
 ou dans laquelle B représente un radical carboxyle CO<sub>2</sub>-G, où G est un radical d'un alcool G-OH dans lequel  
 G est choisi parmi un radical alkyle en C<sub>1</sub>-C<sub>20</sub>, un radical cycloalkyle en C<sub>3</sub>-C<sub>8</sub>, un radical alcényle en C<sub>2</sub>-C<sub>20</sub>,  
 15 un radical cycloalcényle en C<sub>3</sub>-C<sub>8</sub>, un radical rétinyle, un radical alcynyle en C<sub>2</sub>-C<sub>20</sub>, un radical alcénynyle en  
 C<sub>4</sub>-C<sub>20</sub>, où les radicaux alcényle, cycloalcényle, alcynyle et alcénynyle contiennent une ou plusieurs liaisons  
 multiples ; un radical aryle carbocyclique en C<sub>6</sub>-C<sub>16</sub>, un radical aralkyle carbocyclique en C<sub>7</sub>-C<sub>16</sub>, un radical  
 hétéroaryle, ou un radical hétéroaralkyle, ledit radical hétéroaryle ou ledit groupement hétéroaryle d'un radical  
 hétéroaralkyle contenant 5 ou 6 atomes de cycle ; et dans laquelle les radicaux définis pour G sont substitués  
 20 par un ou plusieurs radicaux hydroxyle, halogène, cyano, trifluorométhyle, nitro, carboxyle, alkyle en C<sub>1</sub>-C<sub>12</sub>,  
 cycloalkyle en C<sub>3</sub>-C<sub>8</sub>, cycloalcényle en C<sub>5</sub>-C<sub>8</sub>, aryle en C<sub>6</sub>-C<sub>12</sub>, aralkyle en C<sub>7</sub>-C<sub>16</sub>, alcényle en C<sub>2</sub>-C<sub>12</sub>, alcynyle  
 en C<sub>2</sub>-C<sub>12</sub>, alcoxy en C<sub>1</sub>-C<sub>12</sub>, alcoxy(en C<sub>1</sub>-C<sub>12</sub>)-alkyle en C<sub>1</sub>-C<sub>12</sub>, alcoxy(en C<sub>1</sub>-C<sub>12</sub>)-alcoxy en C<sub>1</sub>-C<sub>12</sub>, aryloxy  
 en C<sub>6</sub>-C<sub>12</sub>, aralkyloxy en C<sub>7</sub>-C<sub>16</sub>, hydroxyalkyle en C<sub>1</sub>-C<sub>8</sub>, -O-[CH<sub>2</sub>]<sub>x</sub>-C<sub>f</sub>H<sub>(2f+1-g)</sub>F<sub>g</sub>, -OCF<sub>2</sub>Cl, -OCF<sub>2</sub>-CHFCl,  
 25 alkyl(en C<sub>1</sub>-C<sub>12</sub>)carbonyle, cycloalkyl(en C<sub>3</sub>-C<sub>8</sub>)carbonyle, aryl(en C<sub>6</sub>-C<sub>12</sub>)carbonyle, aralkyl(en C<sub>7</sub>-C<sub>16</sub>)carbo-  
 nyloyle, cinnamoyle, alcényl(en C<sub>2</sub>-C<sub>12</sub>)carbonyle, alcynyl(en C<sub>2</sub>-C<sub>12</sub>)carbonyle, alcoxy(en C<sub>1</sub>-C<sub>12</sub>)carbonyle, al-  
 coxy(en C<sub>1</sub>-C<sub>12</sub>)-alcoxy(en C<sub>1</sub>-C<sub>12</sub>)carbonyle, aryloxy(en C<sub>6</sub>-C<sub>12</sub>)carbonyle, aralcoxy(en C<sub>7</sub>-C<sub>16</sub>)carbonyle, cy-  
 cloalcoxy(en C<sub>3</sub>-C<sub>8</sub>)carbonyle, alcényloxy(en C<sub>2</sub>-C<sub>12</sub>)carbonyle, alcynyoxy(en C<sub>2</sub>-C<sub>12</sub>)carbonyle, acyloxy, al-  
 coxy(en C<sub>1</sub>-C<sub>12</sub>)carbonyloxy, alcoxy(en C<sub>1</sub>-C<sub>12</sub>)alcoxy(en C<sub>1</sub>-C<sub>12</sub>)carbonyloxy, aryloxy(en C<sub>6</sub>-C<sub>12</sub>)carbonyloxy,  
 30 aralkyloxy(en C<sub>7</sub>-C<sub>16</sub>)carbonyloxy, cycloalcoxy(en C<sub>3</sub>-C<sub>8</sub>)carbonyloxy, alcényloxy(en C<sub>2</sub>-C<sub>12</sub>)carbonyloxy, al-  
 cynyoxy(en C<sub>2</sub>-C<sub>12</sub>)carbonyloxy, carbamoyle, N-alkyl(en C<sub>1</sub>-C<sub>12</sub>)carbamoyle, N,N-di-alkyl(en C<sub>1</sub>-C<sub>12</sub>)carba-  
 moyle, N-cycloalkyl(en C<sub>3</sub>-C<sub>8</sub>)carbamoyle, N-aryl(en C<sub>6</sub>-C<sub>16</sub>)carbamoyle, N-aralkyl(en C<sub>7</sub>-C<sub>16</sub>)carbamoyle, N-  
 alkyl(en C<sub>1</sub>-C<sub>10</sub>)-N-aryl(en C<sub>6</sub>-C<sub>16</sub>)carbamoyle, N-alkyl(en C<sub>1</sub>-C<sub>10</sub>)-N-aralkyl(en C<sub>7</sub>-C<sub>16</sub>)carbamoyle, N-(alcoxy  
 (en C<sub>1</sub>-C<sub>10</sub>)-alkyl(en C<sub>1</sub>-C<sub>10</sub>))carbamoyle, N-(aryloxy(en C<sub>6</sub>-C<sub>12</sub>)-alkyl(en C<sub>1</sub>-C<sub>10</sub>))carbamoyle, N-(aralkyloxy  
 (en C<sub>7</sub>-C<sub>16</sub>)-alkyl(en C<sub>1</sub>-C<sub>10</sub>))carbamoyle, N-alkyl(en C<sub>1</sub>-C<sub>10</sub>)-N-(alcoxy(en C<sub>1</sub>-C<sub>10</sub>)-alkyl(en C<sub>1</sub>-C<sub>10</sub>))carba-  
 35 moyle, N-alkyl(en C<sub>1</sub>-C<sub>10</sub>)-N-(aryloxy(en C<sub>6</sub>-C<sub>16</sub>)-alkyl(en C<sub>1</sub>-C<sub>10</sub>))carbamoyle, N-alkyl(en C<sub>1</sub>-C<sub>10</sub>)-N-(aralky-  
 loxy(en C<sub>7</sub>-C<sub>16</sub>)-alkyl(en C<sub>1</sub>-C<sub>10</sub>))carbamoyle, carbamoyloxy, N-alkyl(en C<sub>1</sub>-C<sub>12</sub>)carbamoyloxy, N,N-di-alkyl(en  
 C<sub>1</sub>-C<sub>12</sub>)carbamoyloxy, N-cycloalkyl(en C<sub>3</sub>-C<sub>8</sub>)carbamoyloxy, N-aryl(en C<sub>6</sub>-C<sub>12</sub>)carbamoyloxy, N-aralkyl(en  
 C<sub>7</sub>-C<sub>16</sub>)carbamoyloxy, N-alkyl(en C<sub>1</sub>-C<sub>10</sub>)-N-aryl(en C<sub>6</sub>-C<sub>12</sub>)carbamoyloxy, N-alkyl(en C<sub>1</sub>-C<sub>10</sub>)-N-aralkyl(en  
 C<sub>7</sub>-C<sub>16</sub>)carbamoyloxy, N-(alkyl(en C<sub>1</sub>-C<sub>10</sub>))-carbamoyloxy, N-(aryloxy(en C<sub>6</sub>-C<sub>12</sub>)-alkyl(en C<sub>1</sub>-C<sub>10</sub>))-carbamoy-  
 40 loxy, N-(aralkyloxy(en C<sub>7</sub>-C<sub>16</sub>)-alkyl(en C<sub>1</sub>-C<sub>10</sub>))-carbamoyloxy, N-alkyl(en C<sub>1</sub>-C<sub>10</sub>)-N-(alcoxy(en C<sub>1</sub>-C<sub>10</sub>)-alkyl  
 (en C<sub>1</sub>-C<sub>10</sub>))-carbamoyloxy, N-alkyl(en C<sub>1</sub>-C<sub>10</sub>)-N-(aryloxy(en C<sub>6</sub>-C<sub>12</sub>)-alkyl(en C<sub>1</sub>-C<sub>10</sub>))-carbamoyloxy, N-alkyl  
 (en C<sub>1</sub>-C<sub>10</sub>)-N-((aralkyloxy(en C<sub>7</sub>-C<sub>16</sub>)-alkyl(en C<sub>1</sub>-C<sub>10</sub>))-carbamoyloxy, amino, alkylamino en C<sub>1</sub>-C<sub>12</sub>, di-alkyl  
 (en C<sub>1</sub>-C<sub>12</sub>)amino, cycloalkylamino en C<sub>3</sub>-C<sub>8</sub>, alcénylamino en C<sub>2</sub>-C<sub>12</sub>, alcynylamino en C<sub>2</sub>-C<sub>12</sub>, N-arylamino  
 en C<sub>6</sub>-C<sub>12</sub>, N-aralkylamino en C<sub>7</sub>-C<sub>16</sub>, N-alkyl-aralkylamino, N-alkyl-arylamino, alcoxyamino en C<sub>1</sub>-C<sub>12</sub>, alcoxy  
 45 (en C<sub>1</sub>-C<sub>12</sub>)-N-alkyl(en C<sub>1</sub>-C<sub>10</sub>)amino, alkyl(en C<sub>1</sub>-C<sub>12</sub>)carbonylamino, cycloalkyl(en C<sub>3</sub>-C<sub>8</sub>)carbonylamino, aryl  
 (en C<sub>6</sub>-C<sub>12</sub>)carbonylamino, aralkyl(en C<sub>7</sub>-C<sub>16</sub>)carbonylamino, alkyl(en C<sub>1</sub>-C<sub>12</sub>)carbonyl-N-alkyl(en C<sub>1</sub>-C<sub>10</sub>)ami-  
 no, cycloalkyl(en C<sub>3</sub>-C<sub>8</sub>)carbonyl-N-alkyl(en C<sub>1</sub>-C<sub>10</sub>)amino, aryl(en C<sub>6</sub>-C<sub>12</sub>)carbonyl-N-alkyl(en C<sub>1</sub>-C<sub>10</sub>)amino,  
 aralkyl(en C<sub>7</sub>-C<sub>16</sub>)carbonyl-N-alkyl(en C<sub>1</sub>-C<sub>10</sub>)amino, alkyl(en C<sub>1</sub>-C<sub>12</sub>)carbonylamino-alkyle en C<sub>1</sub>-C<sub>8</sub>, cycloalk-  
 50 yl(en C<sub>3</sub>-C<sub>8</sub>)carbonylamino-alkyle en C<sub>1</sub>-C<sub>8</sub>, aryl(en C<sub>6</sub>-C<sub>12</sub>)carbonylamino-alkyle en C<sub>1</sub>-C<sub>8</sub>, aralkyl(en C<sub>7</sub>-C<sub>16</sub>)  
 carbonylamino-alkyle en C<sub>1</sub>-C<sub>8</sub>, amino-alkyle en C<sub>1</sub>-C<sub>10</sub>, N-alkyl(en C<sub>1</sub>-C<sub>10</sub>)amino-alkyle en C<sub>1</sub>-C<sub>10</sub>, N,N-di-  
 alkyl(en C<sub>1</sub>-C<sub>10</sub>)amino-alkyle en C<sub>1</sub>-C<sub>10</sub>, cycloalkyl(en C<sub>3</sub>-C<sub>8</sub>)amino-alkyle en C<sub>1</sub>-C<sub>10</sub>, alkyl(en C<sub>1</sub>-C<sub>12</sub>)mer-  
 capto, alkyl(en C<sub>1</sub>-C<sub>12</sub>)sulfynyle, alkyl(en C<sub>1</sub>-C<sub>12</sub>)sulfonyle, aryl(en C<sub>6</sub>-C<sub>16</sub>)mercapto, aryl(en C<sub>6</sub>-C<sub>16</sub>)sulfynyle,  
 aryl(en C<sub>6</sub>-C<sub>12</sub>)sulfonyle, aralkyl(en C<sub>7</sub>-C<sub>16</sub>)mercapto, aralkyl(en C<sub>7</sub>-C<sub>16</sub>)sulfynyle, aralkyl(en C<sub>7</sub>-C<sub>16</sub>)sulfonyle,  
 sulfamoyle, N-alkyl(en C<sub>1</sub>-C<sub>10</sub>)sulfamoyle, N,N-di-alkyl(en C<sub>1</sub>-C<sub>10</sub>)sulfamoyle, cycloalkyl(en C<sub>3</sub>-C<sub>8</sub>)sulfamoyle,  
 55 N-alkyl(en C<sub>6</sub>-C<sub>12</sub>)sulfamoyle, N-aralkyl(en C<sub>7</sub>-C<sub>16</sub>)sulfamoyle, N-alkyl(en C<sub>1</sub>-C<sub>10</sub>)-N-aryl(en C<sub>6</sub>-C<sub>12</sub>)sulfamoy-  
 le, N-alkyl(en C<sub>1</sub>-C<sub>10</sub>)-N-aralkyl(en C<sub>7</sub>-C<sub>16</sub>)sulfamoyle, alkyl(en C<sub>1</sub>-C<sub>10</sub>)sulfonamido, N-(alkyl(en C<sub>1</sub>-C<sub>10</sub>))-alkyl  
 (en C<sub>1</sub>-C<sub>10</sub>)sulfonamido, aralkyl(en C<sub>7</sub>-C<sub>16</sub>)sulfonamido, ou N-(alkyl(en C<sub>1</sub>-C<sub>10</sub>))-aralkyl(en C<sub>7</sub>-C<sub>16</sub>)sulfonamido ;  
 dans laquelle les radicaux qui sont des aryle ou qui contiennent un groupement aryle peuvent être substitués

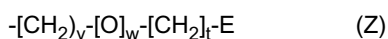
sur l'aryle par un à cinq substituants identiques ou différents parmi les radicaux hydroxyle, halogène, cyano, trifluorométhyle, nitro, carboxyle, alkyle en C<sub>1</sub>-C<sub>12</sub>, cycloalkyle en C<sub>3</sub>-C<sub>8</sub>, aryle en C<sub>6</sub>-C<sub>12</sub>, aralkyle en C<sub>7</sub>-C<sub>16</sub>, alcoxy en C<sub>1</sub>-C<sub>12</sub>, alcoxy(en C<sub>1</sub>-C<sub>12</sub>)-alkyle en C<sub>1</sub>-C<sub>12</sub>, alcoxy(en C<sub>1</sub>-C<sub>12</sub>)-alcoxy en C<sub>1</sub>-C<sub>12</sub>, aryloxy en C<sub>6</sub>-C<sub>12</sub>, aralkyloxy en C<sub>7</sub>-C<sub>16</sub>, hydroxyalkyle en C<sub>1</sub>-C<sub>8</sub>, alkyl(en C<sub>1</sub>-C<sub>12</sub>)carbonyle, cycloalkyl(en C<sub>3</sub>-C<sub>8</sub>)carbonyle, aryl (en C<sub>6</sub>-C<sub>12</sub>)carbonyle, aralkyl(en C<sub>7</sub>-C<sub>16</sub>)carbonyle, alcoxy(en C<sub>1</sub>-C<sub>12</sub>)carbonyle, alcoxy(en C<sub>1</sub>-C<sub>12</sub>)-alcoxy(en C<sub>1</sub>-C<sub>12</sub>)carbonyle, aryloxy(en C<sub>6</sub>-C<sub>12</sub>)carbonyle, aralcoxy(en C<sub>7</sub>-C<sub>16</sub>)carbonyle, cycloalcoxy(en C<sub>3</sub>-C<sub>8</sub>)carbonyle, alcényloxy(en C<sub>2</sub>-C<sub>12</sub>)carbonyle, alcynioxy(en C<sub>2</sub>-C<sub>12</sub>)carbonyle, alkyl(en C<sub>1</sub>-C<sub>12</sub>)carbonyloxy, cycloalkyl (en C<sub>3</sub>-C<sub>8</sub>)carbonyloxy, aryl(en C<sub>6</sub>-C<sub>12</sub>)carbonyloxy, aralkyl(en C<sub>7</sub>-C<sub>16</sub>)carbonyloxy, cinnamoyloxy, alcényl(en C<sub>2</sub>-C<sub>12</sub>)carbonyloxy, alcynyl(en C<sub>2</sub>-C<sub>12</sub>)carbonyloxy, alcoxy(en C<sub>1</sub>-C<sub>12</sub>)carbonyloxy, alcoxy(en C<sub>1</sub>-C<sub>12</sub>)-alcoxy (en C<sub>1</sub>-C<sub>12</sub>)carbonyloxy, aryloxy(en C<sub>6</sub>-C<sub>12</sub>)carbonyloxy, aralkyloxy(en C<sub>7</sub>-C<sub>16</sub>)carbonyloxy, cycloalcoxy(en C<sub>3</sub>-C<sub>8</sub>)carbonyloxy, alcényloxy(en C<sub>2</sub>-C<sub>12</sub>)carbonyloxy, alcynioxy(en C<sub>2</sub>-C<sub>17</sub>)carbonyloxy, carbamoyle, N-alkyl (en C<sub>1</sub>-C<sub>12</sub>)carbamoyle, N,N-di-alkyl(en C<sub>1</sub>-C<sub>12</sub>)carbamoyle, N-cycloalkyl(en C<sub>3</sub>-C<sub>8</sub>)carbamoyle, N-aryl(en C<sub>6</sub>-C<sub>12</sub>)carbamoyle, N-aralkyl(en C<sub>7</sub>-C<sub>16</sub>)carbamoyle, N-alkyl(en C<sub>1</sub>-C<sub>10</sub>)-N-aryl(en C<sub>6</sub>-C<sub>12</sub>)carbamoyle, N-alkyl(en C<sub>1</sub>-C<sub>10</sub>)-N-aralkyl(en C<sub>7</sub>-C<sub>16</sub>)carbamoyle, N-(alcoxy(en C<sub>1</sub>-C<sub>10</sub>)-alkyl(en C<sub>1</sub>-C<sub>10</sub>))carbamoyle, N-(aryloxy (en C<sub>6</sub>-C<sub>12</sub>)-alkyl(en C<sub>1</sub>-C<sub>10</sub>))carbamoyle, N-(aralkyloxy(en C<sub>7</sub>-C<sub>16</sub>)-alkyl(en C<sub>1</sub>-C<sub>10</sub>))carbamoyle, N-alkyl(en C<sub>1</sub>-C<sub>10</sub>)-N-(alcoxy(en C<sub>1</sub>-C<sub>10</sub>)-alkyl(en C<sub>1</sub>-C<sub>10</sub>))carbamoyle, N-alkyl(en C<sub>1</sub>-C<sub>10</sub>)-N-(aryloxy(en C<sub>6</sub>-C<sub>12</sub>)-alkyl(en C<sub>1</sub>-C<sub>10</sub>))carbamoyle, N-alkyl(en C<sub>1</sub>-C<sub>10</sub>)-N-(aralkyloxy(en C<sub>7</sub>-C<sub>16</sub>)-alkyl(en C<sub>1</sub>-C<sub>10</sub>))carbamoyle, carbamoyloxy, N-alkyl(en C<sub>1</sub>-C<sub>12</sub>)carbamoyloxy, N,N-di-alkyl(en C<sub>1</sub>-C<sub>12</sub>)carbamoyloxy, N-cycloalkyl(en C<sub>3</sub>-C<sub>8</sub>)carbamoyloxy, N-aryl(en C<sub>6</sub>-C<sub>12</sub>)carbamoyloxy, N-aralkyl(en C<sub>7</sub>-C<sub>16</sub>)carbamoyloxy, N-alkyl(en C<sub>1</sub>-C<sub>10</sub>)-N-aryl(en C<sub>6</sub>-C<sub>12</sub>)carbamoyloxy, N-alkyl(en C<sub>1</sub>-C<sub>10</sub>)-N-aralkyl(en C<sub>7</sub>-C<sub>16</sub>)carbamoyloxy, N-(alkyl(en C<sub>1</sub>-C<sub>10</sub>))-carbamoyloxy, N-(aryloxy(en C<sub>6</sub>-C<sub>12</sub>)-alkyl(en C<sub>1</sub>-C<sub>10</sub>))-carbamoyloxy, N-(aralkyloxy(en C<sub>7</sub>-C<sub>16</sub>)-alkyl(en C<sub>1</sub>-C<sub>10</sub>))-carbamoyloxy, N-alkyl(en C<sub>1</sub>-C<sub>10</sub>)-N-(alcoxy(en C<sub>1</sub>-C<sub>10</sub>)-alkyl(en C<sub>1</sub>-C<sub>10</sub>))-carbamoyloxy, N-alkyl(en C<sub>1</sub>-C<sub>10</sub>)-N-(aryloxy (en C<sub>6</sub>-C<sub>12</sub>)-alkyl(en C<sub>1</sub>-C<sub>10</sub>))-carbamoyloxy, N-alkyl(en C<sub>1</sub>-C<sub>10</sub>)-N-(aralkyloxy(en C<sub>7</sub>-C<sub>16</sub>)-alkyl(en C<sub>1</sub>-C<sub>10</sub>))-carbamoyloxy, amino, alkylamino en C<sub>1</sub>-C<sub>12</sub>, di-alkyl(en C<sub>1</sub>-C<sub>12</sub>)amino, cycloalkylamino en C<sub>3</sub>-C<sub>8</sub>, alcénylamino en C<sub>3</sub>-C<sub>12</sub>, alcynylamino en C<sub>3</sub>-C<sub>12</sub>, N-arylamino en C<sub>6</sub>-C<sub>12</sub>, N-aralkylamino en C<sub>7</sub>-C<sub>11</sub>, N-alkylaralkylamino, N-alkyl-arylamino, alcoxyamino en C<sub>1</sub>-C<sub>12</sub>, alcoxy(en C<sub>1</sub>-C<sub>12</sub>)-N-alkyl(en C<sub>1</sub>-C<sub>10</sub>)amino, alkyl(en C<sub>1</sub>-C<sub>12</sub>)carbonylamino, cycloalkyl(en C<sub>3</sub>-C<sub>8</sub>)carbonylamino, aryl(en C<sub>6</sub>-C<sub>12</sub>)carbonylamino, alkyl(en C<sub>7</sub>-C<sub>16</sub>)carbonylamino, alkyl(en C<sub>1</sub>-C<sub>12</sub>)carbonyl-N-alkyl(en C<sub>1</sub>-C<sub>10</sub>)amino, cycloalkyl(en C<sub>3</sub>-C<sub>8</sub>)carbonyl-N-alkyl(en C<sub>1</sub>-C<sub>10</sub>)amino, aryl(en C<sub>6</sub>-C<sub>12</sub>)carbonyl-N-alkyl(en C<sub>1</sub>-C<sub>10</sub>)amino, aralkyl(en C<sub>7</sub>-C<sub>11</sub>)carbonyl-N-alkyl(en C<sub>1</sub>-C<sub>10</sub>)amino, alkyl(en C<sub>1</sub>-C<sub>12</sub>)carbonylamino-alkyle en C<sub>1</sub>-C<sub>8</sub>, cycloalkyl(en C<sub>3</sub>-C<sub>8</sub>)carbonylamino-alkyle en C<sub>1</sub>-C<sub>8</sub>, aryl(en C<sub>6</sub>-C<sub>12</sub>)carbonylamino-alkyle en C<sub>1</sub>-C<sub>8</sub>, aralkyl(en C<sub>7</sub>-C<sub>16</sub>)carbonylamino-alkyle en C<sub>1</sub>-C<sub>8</sub>, amino-alkyle en C<sub>1</sub>-C<sub>10</sub>, N-alkyl(en C<sub>1</sub>-C<sub>10</sub>)amino-alkyle en C<sub>1</sub>-C<sub>10</sub>, N,N-di-alkyl(en C<sub>1</sub>-C<sub>10</sub>)amino-alkyle en C<sub>1</sub>-C<sub>10</sub>, cycloalkyl(en C<sub>3</sub>-C<sub>8</sub>)amino-alkyle en C<sub>1</sub>-C<sub>10</sub>, alkyl(en C<sub>1</sub>-C<sub>12</sub>)mercapto, alkyl(en C<sub>1</sub>-C<sub>12</sub>)sulfinyle, alkyl(en C<sub>1</sub>-C<sub>12</sub>)sulfonyle, aryl(en C<sub>6</sub>-C<sub>12</sub>)mercapto, aryl(en C<sub>6</sub>-C<sub>12</sub>)sulfonyle, aryl(en C<sub>6</sub>-C<sub>12</sub>)sulfonyle, aralkyl(en C<sub>7</sub>-C<sub>16</sub>)mercapto, aralkyl(en C<sub>7</sub>-C<sub>16</sub>)sulfinyle, ou aralkyl(en C<sub>7</sub>-C<sub>16</sub>)sulfonyle ;

X représente O ou S ;

Q représente O, S, NR', ou une liaison ;

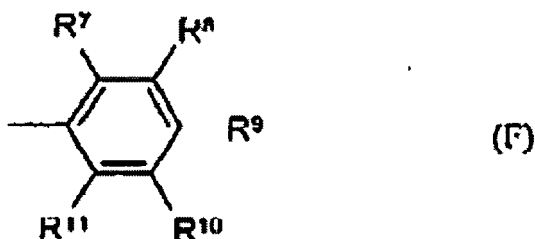
où, si Q est une liaison, R<sup>4</sup> est un halogène, un nitrile ou un trifluorométhyle ;

ou encore, si Q représente O, S ou NR', R<sup>4</sup> est un atome d'hydrogène, un radical alkyle en C<sub>1</sub>-C<sub>10</sub>, un radical alcényle en C<sub>2</sub>-C<sub>10</sub>, un radical alcynyle en C<sub>2</sub>-C<sub>10</sub>, où le radical alcényle ou alcynyle contient un ou deux liaisons multiples C-C ; un radical fluoroalkyle non substitué de formule -[CH<sub>2</sub>]<sub>x</sub>-C<sub>f</sub>H<sub>(2f+1-g)</sub>F<sub>g</sub>, un radical alcoxy(en C<sub>1</sub>-C<sub>8</sub>)-alkyle en C<sub>1</sub>-C<sub>6</sub>, un radical alcoxy(en C<sub>1</sub>-C<sub>6</sub>)-alcoxy(en C<sub>1</sub>-C<sub>4</sub>)-alkyle en C<sub>1</sub>-C<sub>4</sub>, un radical aryle, un radical hétéroaryle, un radical aralkyle en C<sub>7</sub>-C<sub>11</sub>, ou un radical de formule Z



où :

E est un radical hétéroaryle, un radical cycloalkyle en C<sub>3</sub>-C<sub>8</sub>, ou un radical phényle de formule F



v est égal à 0-6,  
w est égal à 0 ou 1,  
t est égal à 0-3, et

15

R<sup>7</sup>, R<sup>8</sup>, R<sup>9</sup>, R<sup>10</sup> et R<sup>11</sup> sont identiques ou différents et représentent un atome d'hydrogène, un atome d'halogène, un groupe cyano, nitro, trifluorométhyle, alkyle en C<sub>1</sub>-C<sub>6</sub>, cycloalkyle en C<sub>3</sub>-C<sub>8</sub>, alcoxy en C<sub>1</sub>-C<sub>6</sub>, -O-[CH<sub>2</sub>]<sub>x</sub>-C<sub>f</sub>H<sub>(2f+1-g)</sub>-F<sub>g</sub>, -OCF<sub>2</sub>Cl, -OCF<sub>2</sub>-CHFCl, alkyl(en C<sub>1</sub>-C<sub>6</sub>)-mercapto, hydroxyalkyle en C<sub>1</sub>-C<sub>6</sub>, alcoxy (en C<sub>1</sub>-C<sub>6</sub>)-alcoxy en C<sub>1</sub>-C<sub>6</sub>, alcoxy(en C<sub>1</sub>-C<sub>6</sub>)-alkyle en C<sub>1</sub>-C<sub>6</sub>, alkyl(en C<sub>1</sub>-C<sub>6</sub>)-sulfinyle, alkyl(en C<sub>1</sub>-C<sub>6</sub>)-sulfonyle, alkyl(en C<sub>1</sub>-C<sub>6</sub>)carbonyle, alcoxy(en C<sub>1</sub>-C<sub>8</sub>)carbonyle, carbamoyle, N-alkyl(en C<sub>1</sub>-C<sub>8</sub>)carbamoyle, N,N-di-alkyl(en C<sub>1</sub>-C<sub>8</sub>)carbamoyle, ou aralkyl(en C<sub>7</sub>-C<sub>11</sub>)carbamoyle, éventuellement substitué par un fluor, un chlore, un brome, un groupe trifluorométhyle, alcoxy en C<sub>1</sub>-C<sub>6</sub>, N-cycloalkyl(en C<sub>3</sub>-C<sub>8</sub>)carbamoyle, N-cycloalkyl(en C<sub>3</sub>-C<sub>8</sub>)-alkyl(en C<sub>1</sub>-C<sub>4</sub>)carbamoyle, alkyl(en C<sub>1</sub>-C<sub>6</sub>)carbonyloxy, phényle, benzyle, phénoxy, benzyloxy, NR<sup>Y</sup>R<sup>Z</sup>, dans lequel R<sup>Y</sup> et R<sup>Z</sup> sont indépendamment choisis parmi un atome d'hydrogène, un groupe alkyle en C<sub>1</sub>-C<sub>12</sub>, alcoxy(en C<sub>1</sub>-C<sub>8</sub>)-alkyle en C<sub>1</sub>-C<sub>8</sub>, aralcoxy(en C<sub>7</sub>-C<sub>12</sub>)-alkyle en C<sub>1</sub>-C<sub>8</sub>, aryloxy(en C<sub>6</sub>-C<sub>12</sub>)-alkyle en C<sub>1</sub>-C<sub>8</sub>, cycloalkyle en C<sub>3</sub>-C<sub>10</sub>, alcényle en C<sub>3</sub>-C<sub>12</sub>, alcynyle en C<sub>3</sub>-C<sub>12</sub>, aryle en C<sub>6</sub>-C<sub>12</sub>, aralkyle en C<sub>7</sub>-C<sub>11</sub>, alcoxy en C<sub>1</sub>-C<sub>12</sub>, aralcoxy en C<sub>7</sub>-C<sub>12</sub>, alkyl(en C<sub>1</sub>-C<sub>12</sub>)carbonyle, cycloalkyl(en C<sub>3</sub>-C<sub>8</sub>)carbonyle, aryl(en C<sub>6</sub>-C<sub>12</sub>)carbonyle, aralkyl(en C<sub>7</sub>-C<sub>16</sub>)carbonyle ; ou encore dans lequel R<sup>Y</sup> et R<sup>Z</sup> représentent conjointement -[CH<sub>2</sub>]<sub>b</sub>, dans lequel un groupe CH<sub>2</sub> peut être remplacé par O, S, N-alkyl(en C<sub>1</sub>-C<sub>4</sub>)carbonylimino, ou N-alcoxy(en C<sub>1</sub>-C<sub>4</sub>)carbonylimino ; phénylmercapto, phénylsulfonyle, phénylsulfinyle, sulfamoyle, N-alkyl(en C<sub>1</sub>-C<sub>8</sub>)sulfamoyle, ou N,N-di-alkyl(en C<sub>1</sub>-C<sub>8</sub>)sulfamoyle ; ou en variante, R<sup>7</sup> et R<sup>8</sup>, R<sup>8</sup> et R<sup>9</sup>, R<sup>9</sup> et R<sup>10</sup>, ou R<sup>10</sup> et R<sup>11</sup> représentent conjointement une chaîne choisie parmi —[CH<sub>2</sub>]<sub>n</sub>— ou -CH=CH-CH=CH-, où un groupe CH<sub>2</sub> de la chaîne est éventuellement remplacé par O, S, SO, SO<sub>2</sub> ou NR<sup>Y</sup>; et n est égal à 3, 4 ou 5 ; et si E est un radical hétéroaryle, ledit radical peut porter 1-3 substituants choisis parmi ceux définis pour R<sup>7</sup>-R<sup>11</sup>, ou si E est un radical cycloalkyle, le radical peut porter un substituant choisi parmi ceux définis pour R<sup>7</sup>-R<sup>11</sup> ;

20

25

30

35

ou encore, si Q représente NR<sup>4</sup>, R<sup>4</sup> est en variante R<sup>4</sup>, où R<sup>4</sup> et R<sup>4</sup> sont identiques ou différents et représentent un atome d'hydrogène, un groupe aryle en C<sub>6</sub>-C<sub>12</sub>, aralkyle en C<sub>7</sub>-C<sub>11</sub>, alkyle en C<sub>1</sub>-C<sub>8</sub>, alcoxy(en C<sub>1</sub>-C<sub>8</sub>)-alkyle en C<sub>1</sub>-C<sub>8</sub>, aralcoxy(en C<sub>7</sub>-C<sub>12</sub>)-alkyle en C<sub>1</sub>-C<sub>8</sub>, aryloxy(en C<sub>6</sub>-C<sub>12</sub>)-alkyle en C<sub>1</sub>-C<sub>8</sub>, alkyl(en C<sub>1</sub>-C<sub>10</sub>)carbonyle, aralkyl(en C<sub>7</sub>-C<sub>16</sub>)carbonyle éventuellement substitué, ou aryl(en C<sub>6</sub>-C<sub>12</sub>)carbonyle éventuellement substitué ; ou bien R<sup>7</sup> et R<sup>8</sup> représentent conjointement -[CH<sub>2</sub>]<sub>h</sub>, dans lequel un groupe CH<sub>2</sub> peut être remplacé par O, S, N-acylimino, ou N-alcoxy(en C<sub>1</sub>-C<sub>10</sub>)carbonylimino, et h est égal à 3 à 7 ;

40

Y représente N ou CR<sup>3</sup> ;

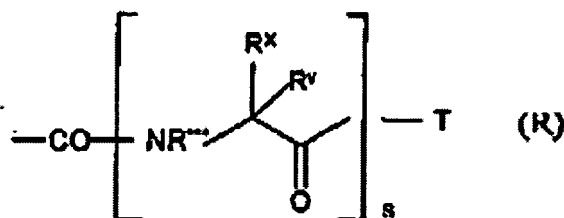
R<sup>1</sup>, R<sup>2</sup> et R<sup>3</sup> sont identiques ou différents et représentent un atome d'hydrogène, un radical hydroxyle, halogène, cyano, trifluorométhyle, nitro, carboxyle, alkyle en C<sub>1</sub>-C<sub>20</sub>, cycloalkyle en C<sub>3</sub>-C<sub>8</sub>, cycloalkyl(en C<sub>3</sub>-C<sub>8</sub>)-alkyle en C<sub>1</sub>-C<sub>12</sub>, cycloalcoxy en C<sub>3</sub>-C<sub>8</sub>, cycloalkyl(en C<sub>3</sub>-C<sub>8</sub>)-alcoxy en C<sub>1</sub>-C<sub>12</sub>, cycloalkyloxy(en C<sub>3</sub>-C<sub>8</sub>)-alkyle en C<sub>1</sub>-C<sub>12</sub>, cycloalkyloxy(en C<sub>3</sub>-C<sub>8</sub>)-alcoxy en C<sub>1</sub>-C<sub>12</sub>, cycloalkyl(en C<sub>3</sub>-C<sub>8</sub>)-alkyl(en C<sub>1</sub>-C<sub>8</sub>)-alcoxy en C<sub>1</sub>-C<sub>6</sub>, cycloalkyl(en C<sub>3</sub>-C<sub>8</sub>)-alcoxy(en C<sub>1</sub>-C<sub>8</sub>)-alkyle en C<sub>1</sub>-C<sub>6</sub>, cycloalkyloxy(en C<sub>3</sub>-C<sub>8</sub>)-alcoxy(en C<sub>1</sub>-C<sub>8</sub>)-alkyle en C<sub>1</sub>-C<sub>6</sub>, cycloalcoxy(en C<sub>3</sub>-C<sub>8</sub>)-alcoxy(en C<sub>1</sub>-C<sub>8</sub>)-alcoxy en C<sub>1</sub>-C<sub>8</sub>, aryle en C<sub>6</sub>-C<sub>12</sub>, aralkyle en C<sub>7</sub>-C<sub>16</sub>, aralcényle en C<sub>7</sub>-C<sub>16</sub>, aralcynyle en C<sub>7</sub>-C<sub>16</sub>, alcényle en C<sub>2</sub>-C<sub>20</sub>, alcynyle en C<sub>2</sub>-C<sub>20</sub>, alcoxy en C<sub>1</sub>-C<sub>20</sub>, alcényloxy en C<sub>2</sub>-C<sub>20</sub>, alcynyloxy en C<sub>2</sub>-C<sub>20</sub>, rétinilyloxy, alcoxy(en C<sub>1</sub>-C<sub>20</sub>)-alkyle en C<sub>1</sub>-C<sub>12</sub>, alcoxy(en C<sub>1</sub>-C<sub>12</sub>)-alcoxy en C<sub>1</sub>-C<sub>12</sub>, alcoxy (en C<sub>1</sub>-C<sub>12</sub>)-alcoxy(en C<sub>1</sub>-C<sub>8</sub>)-alkyle en C<sub>1</sub>-C<sub>8</sub>, aryloxy en C<sub>6</sub>-C<sub>12</sub>, aralkyloxy en C<sub>7</sub>-C<sub>16</sub>, aryloxy(en C<sub>6</sub>-C<sub>12</sub>)-alcoxy en C<sub>1</sub>-C<sub>6</sub>, aralcoxy(en C<sub>7</sub>-C<sub>16</sub>)alcoxy en C<sub>1</sub>-C<sub>6</sub>, hydroxyalkyle en C<sub>1</sub>-C<sub>16</sub>, aryloxy(en C<sub>6</sub>-C<sub>16</sub>)-alkyle en C<sub>1</sub>-C<sub>8</sub>, aralcoxy(en C<sub>7</sub>-C<sub>16</sub>)-alkyle en C<sub>1</sub>-C<sub>8</sub>, aryloxy(en C<sub>6</sub>-C<sub>12</sub>)-alcoxy(en C<sub>1</sub>-C<sub>8</sub>)-alkyle en C<sub>1</sub>-C<sub>6</sub>, aralkyloxy (en C<sub>7</sub>-C<sub>12</sub>-alcoxy(en C<sub>1</sub>-C<sub>8</sub>)-alkyle en C<sub>1</sub>-C<sub>6</sub>, alcényloxy(en C<sub>2</sub>-C<sub>20</sub>)-alkyle en C<sub>1</sub>-C<sub>6</sub>, alcynyloxy(en C<sub>2</sub>-C<sub>20</sub>)-alkyle en C<sub>1</sub>-C<sub>6</sub>, rétinilyloxy-alkyle en C<sub>1</sub>-C<sub>6</sub>, -O-[CH<sub>2</sub>]<sub>x</sub>-C<sub>f</sub>H<sub>(2f+1-g)</sub>F<sub>g</sub>, -OCF<sub>2</sub>Cl, -OCF<sub>2</sub>-CHFCl, alkyl(en C<sub>1</sub>-C<sub>20</sub>)carbonyle, cycloalkyl(en C<sub>3</sub>-C<sub>8</sub>)carbonyle, aryl(en C<sub>6</sub>-C<sub>12</sub>)carbonyle, aralkyl(en C<sub>7</sub>-C<sub>16</sub>)carbonyle, cinnamoyle, alcényl(en C<sub>2</sub>-C<sub>20</sub>)carbonyle, alcynyl(en C<sub>2</sub>-C<sub>20</sub>)carbonyle, alcoxy(en C<sub>1</sub>-C<sub>20</sub>)carbonyle, alcoxy(en C<sub>1</sub>-C<sub>12</sub>)alcoxy(en C<sub>1</sub>-C<sub>12</sub>)carbonyle, aryloxy(en C<sub>6</sub>-C<sub>12</sub>)carbonyle, aralcoxy(en C<sub>7</sub>-C<sub>16</sub>)carbonyle, cycloalcoxy(en C<sub>3</sub>-C<sub>8</sub>)

45

50

55

carbonyle, alcényloxy(en C<sub>2</sub>-C<sub>20</sub>)carbonyle, rétinylxycarbonyle, alcynloxy(en C<sub>2</sub>-C<sub>20</sub>)carbonyle, aryloxy(en C<sub>6</sub>-C<sub>12</sub>)alcoxy(en C<sub>1</sub>-C<sub>6</sub>)carbonyle, aralcoxy(en C<sub>7</sub>-C<sub>16</sub>)alcoxy(en C<sub>1</sub>-C<sub>6</sub>)carbonyle, cycloalkyl(en C<sub>3</sub>-C<sub>8</sub>)alcoxy(en C<sub>1</sub>-C<sub>6</sub>)carbonyle, cycloalcoxy(en C<sub>3</sub>-C<sub>8</sub>)alcoxy(en C<sub>1</sub>-C<sub>6</sub>)carbonyle, alkyl(en C<sub>1</sub>-C<sub>12</sub>)carbonyloxy, cycloalkyl(en C<sub>3</sub>-C<sub>8</sub>)carbonyloxy, aryl(en C<sub>6</sub>-C<sub>12</sub>)carbonyloxy, aralkyl(en C<sub>7</sub>-C<sub>16</sub>)carbonyloxy, cinnamoyloxy, alcényl(en C<sub>2</sub>-C<sub>12</sub>)carbonyloxy, alcynyl(en C<sub>2</sub>-C<sub>12</sub>)carbonyloxy, alcoxy(en C<sub>1</sub>-C<sub>12</sub>)carbonyloxy, alcoxy(en C<sub>1</sub>-C<sub>12</sub>)alcoxy(en C<sub>1</sub>-C<sub>12</sub>)carbonyloxy, aryloxy(en C<sub>6</sub>-C<sub>12</sub>)carbonyloxy, aralkyloxy(en C<sub>7</sub>-C<sub>16</sub>)carbonyloxy, cycloalcoxy(en C<sub>3</sub>-C<sub>8</sub>)carbonyloxy, alcényloxy(en C<sub>2</sub>-C<sub>12</sub>)carbonyloxy, alcynloxy(en C<sub>2</sub>-C<sub>12</sub>)carbonyloxy, carbamoyle, N-alkyl(en C<sub>1</sub>-C<sub>12</sub>)carbamoyle, N,N-di-alkyl(en C<sub>1</sub>-C<sub>12</sub>)carbamoyle, N-cycloalkyl(en C<sub>3</sub>-C<sub>8</sub>)carbamoyle, N,N-dicycloalkyl(en C<sub>3</sub>-C<sub>8</sub>)carbamoyle, N-alkyl(en C<sub>1</sub>-C<sub>10</sub>)-N-cycloalkyl(en C<sub>3</sub>-C<sub>8</sub>)carbamoyle, N-(cycloalkyl(en C<sub>3</sub>-C<sub>8</sub>)-alkyl(en C<sub>1</sub>-C<sub>6</sub>))-carbamoyle, N-alkyl(en C<sub>1</sub>-C<sub>6</sub>)-N-(cycloalkyl(en C<sub>3</sub>-C<sub>8</sub>)-alkyl(en C<sub>1</sub>-C<sub>6</sub>))carbamoyle, N-(+)-déshydroabiétylcarbamoyle, N-alkyl(en C<sub>1</sub>-C<sub>6</sub>)-N-(+)-déshydroabiétylcarbamoyle, N-aryl(en C<sub>6</sub>-C<sub>12</sub>)carbamoyle, N-aralkyl(en C<sub>7</sub>-C<sub>16</sub>)carbamoyle, N-alkyl(en C<sub>1</sub>-C<sub>10</sub>)-N-aryl(en C<sub>6</sub>-C<sub>16</sub>)carbamoyle, N-alkyl(en C<sub>1</sub>-C<sub>10</sub>)-N-aralkyl(en C<sub>7</sub>-C<sub>16</sub>)carbamoyle, N-(alcoxy(en C<sub>1</sub>-C<sub>18</sub>)-alkyl(en C<sub>1</sub>-C<sub>10</sub>))carbamoyle, N-(aryloxy(en C<sub>6</sub>-C<sub>16</sub>)-alkyl(en C<sub>1</sub>-C<sub>10</sub>))carbamoyle, N-(aralkyloxy(en C<sub>7</sub>-C<sub>16</sub>)-alkyl(en C<sub>1</sub>-C<sub>10</sub>))carbamoyle, N-alkyl(en C<sub>1</sub>-C<sub>10</sub>)-N-(alcoxy(en C<sub>1</sub>-C<sub>10</sub>))alkyl(en C<sub>1</sub>-C<sub>10</sub>))carbamoyle, N-alkyl(en C<sub>1</sub>-C<sub>10</sub>)-N-(aryloxy(en C<sub>6</sub>-C<sub>12</sub>)-alkyl(en C<sub>1</sub>-C<sub>10</sub>))carbamoyle, N-alkyl(en C<sub>1</sub>-C<sub>10</sub>)-N-(aralkyloxy(en C<sub>7</sub>-C<sub>16</sub>)-alkyl(en C<sub>1</sub>-C<sub>10</sub>))carbamoyle, CON(CH<sub>2</sub>)<sub>h</sub>, dans lequel un groupe CH<sub>2</sub> peut être remplacé par O, S, N-alkyl(en C<sub>1</sub>-C<sub>8</sub>)imino, N-cycloalkyl(en C<sub>3</sub>-C<sub>8</sub>)imino, N-cycloalkyl(en C<sub>3</sub>-C<sub>8</sub>)alkyl(en C<sub>1</sub>-C<sub>4</sub>)imino, N-aryl(en C<sub>6</sub>-C<sub>12</sub>)imino, N-aralkyl(en C<sub>7</sub>-C<sub>16</sub>)imino, N-alcoxy(en C<sub>1</sub>-C<sub>4</sub>)alkyl(en C<sub>1</sub>-C<sub>6</sub>)imino, et h vaut 3 à 7 ; un radical carbamoyle de Formule R



dans laquelle

R<sup>x</sup> et R<sup>v</sup> sont chacun indépendamment choisis parmi un atome d'hydrogène, un groupe alkyle en C<sub>1</sub>-C<sub>6</sub>, cycloalkyle en C<sub>3</sub>-C<sub>7</sub>, aryle, ou le substituant d'un carbone α d'un acide α-aminé, auquel appartiennent les acides aminés L et D,

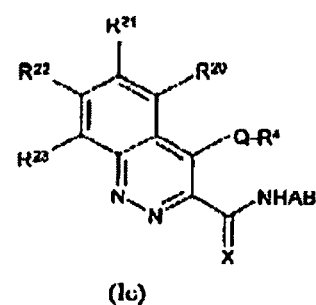
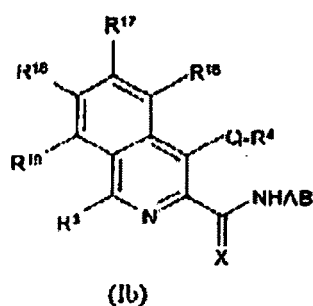
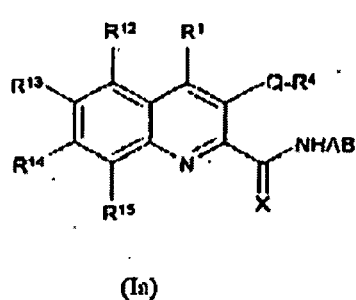
s est égal à 1-5,

T représente OH, ou NR<sup>\*</sup>R<sup>\*\*</sup>, et R<sup>\*</sup>, R<sup>\*\*</sup> et R<sup>\*\*\*</sup> sont identiques ou différents et sont choisis parmi un atome d'hydrogène, un groupe aryle en C<sub>6</sub>-C<sub>12</sub>, aralkyle en C<sub>7</sub>-C<sub>11</sub>, alkyle en C<sub>1</sub>-C<sub>8</sub>, cycloalkyle en C<sub>3</sub>-C<sub>8</sub>, (+)-déshydroabiétyle, alcoxy(en C<sub>1</sub>-C<sub>8</sub>)-alkyle en C<sub>1</sub>-C<sub>8</sub>, aralcoxy(en C<sub>7</sub>-C<sub>12</sub>)-alkyle en C<sub>1</sub>-C<sub>8</sub>, aryloxy(en C<sub>6</sub>-C<sub>12</sub>)-alkyle en C<sub>1</sub>-C<sub>8</sub>, alcanoyloxy en C<sub>1</sub>-C<sub>10</sub>, aralcanoyloxy en C<sub>7</sub>-C<sub>16</sub> éventuellement substitué, aroyloxy en C<sub>6</sub>-C<sub>12</sub> éventuellement substitué, ou R<sup>\*</sup> et R<sup>\*\*</sup> représentent conjointement -(CH<sub>2</sub>)<sub>h</sub>, dans lequel un groupe CH<sub>2</sub> peut être remplacé par O, S, SO, SO<sub>2</sub>, N-acylamino, N-alcoxy(en C<sub>1</sub>-C<sub>10</sub>)carbonylimino, N-alkyl(en C<sub>1</sub>-C<sub>8</sub>)imino, N-cycloalkyl(en C<sub>3</sub>-C<sub>8</sub>)imino, N-cycloalkyl(en C<sub>3</sub>-C<sub>8</sub>)-alkyl(en C<sub>1</sub>-C<sub>4</sub>)imino, N-aryl(en C<sub>6</sub>-C<sub>12</sub>)imino, N-aralkyl(en C<sub>7</sub>-C<sub>16</sub>)imino, N-alcoxy(en C<sub>1</sub>-C<sub>4</sub>)-alkyl(en C<sub>1</sub>-C<sub>6</sub>)imino, et h est égal à 3 à 7 ;

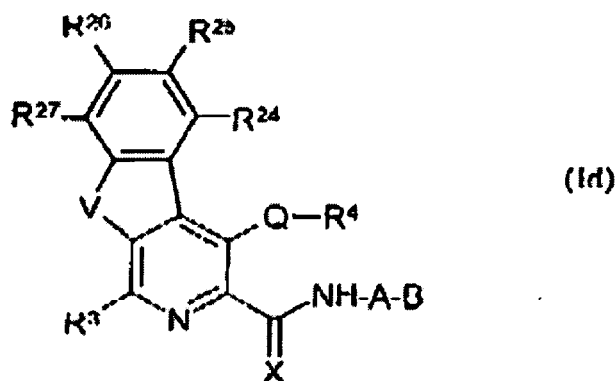
carbamoxyloxy, N-alkyl(en C<sub>1</sub>-C<sub>12</sub>)carbamoxyloxy, N,N-di-alkyl(en C<sub>1</sub>-C<sub>12</sub>)carbamoxyloxy, N-cycloalkyl(en C<sub>3</sub>-C<sub>8</sub>)carbamoxyloxy, N-aryl(en C<sub>6</sub>-C<sub>12</sub>)carbamoxyloxy, N-aralkyl(en C<sub>7</sub>-C<sub>16</sub>)carbamoxyloxy, N-alkyl(en C<sub>1</sub>-C<sub>10</sub>)-N-aryl(en C<sub>6</sub>-C<sub>12</sub>)carbamoxyloxy, N-alkyl(en C<sub>1</sub>-C<sub>10</sub>)-N-aralkyl(en C<sub>7</sub>-C<sub>16</sub>)carbamoxyloxy, N-(alkyl(en C<sub>1</sub>-C<sub>10</sub>))-carbamoxyloxy, N-(aryloxy(en C<sub>6</sub>-C<sub>12</sub>)-alkyl(en C<sub>1</sub>-C<sub>10</sub>))carbamoxyloxy, N-(aralkyloxy(en C<sub>7</sub>-C<sub>16</sub>)-alkyl(en C<sub>1</sub>-C<sub>10</sub>))carbamoxyloxy, N-alkyl(en C<sub>1</sub>-C<sub>10</sub>)-N-(alcoxy(en C<sub>1</sub>-C<sub>10</sub>)-alkyl(en C<sub>1</sub>-C<sub>10</sub>))-carbamoxyloxy, N-alkyl(en C<sub>1</sub>-C<sub>10</sub>)-N-(aryloxy(en C<sub>6</sub>-C<sub>12</sub>)-alkyl(en C<sub>1</sub>-C<sub>10</sub>))-carbamoxyloxy, N-alkyl(en C<sub>1</sub>-C<sub>10</sub>)-N-(aralkyloxy(en C<sub>7</sub>-C<sub>16</sub>)-alkyl(en C<sub>1</sub>-C<sub>10</sub>))-carbamoxyloxyamino, alkylamino en C<sub>1</sub>-C<sub>12</sub>, di-alkyl(en C<sub>1</sub>-C<sub>12</sub>)amino, cycloalkyl(en C<sub>3</sub>-C<sub>8</sub>)amino, alcénylamino en C<sub>3</sub>-C<sub>12</sub>, alcynylamino en C<sub>3</sub>-C<sub>12</sub>, N-aryl(en C<sub>6</sub>-C<sub>12</sub>)amino, N-aralkyl(en C<sub>7</sub>-C<sub>11</sub>)amino, N-alkyl-aralkylamino, N-alkyl-arylamino, alcoxyamino en C<sub>1</sub>-C<sub>12</sub>, alcoxy(en C<sub>1</sub>-C<sub>12</sub>)-N-alkyl(en C<sub>1</sub>-C<sub>10</sub>)amino, alcanoylamino en C<sub>1</sub>-C<sub>12</sub>, cycloalcanoylamino en C<sub>3</sub>-C<sub>8</sub>, aroylamino en C<sub>6</sub>-C<sub>12</sub>, aralcanoylamino en C<sub>7</sub>-C<sub>16</sub>, alcanoyl(en C<sub>1</sub>-C<sub>12</sub>)-N-alkyl(en C<sub>1</sub>-C<sub>10</sub>)amino, cycloalcanoyl(en C<sub>3</sub>-C<sub>8</sub>)-N-alkyl(en C<sub>1</sub>-C<sub>10</sub>)amino, aroyl(en C<sub>6</sub>-C<sub>12</sub>)-N-alkyl(en C<sub>1</sub>-C<sub>10</sub>)amino, aralcanoyl(en C<sub>7</sub>-C<sub>11</sub>)-N-alkyl(en C<sub>1</sub>-C<sub>10</sub>)amino, alcanoylamino(en C<sub>1</sub>-C<sub>12</sub>)-alkyle en C<sub>1</sub>-C<sub>8</sub>, cycloalcanoylamino(en C<sub>3</sub>-C<sub>8</sub>)-alkyle en C<sub>1</sub>-C<sub>8</sub>, aroylamino(en C<sub>6</sub>-C<sub>12</sub>)-alkyle en C<sub>1</sub>-C<sub>8</sub>, aralcanoylamino(en C<sub>7</sub>-C<sub>16</sub>)-alkyle en C<sub>1</sub>-C<sub>8</sub>, amino-alkyle en C<sub>1</sub>-C<sub>10</sub>, N-alkylamino(en C<sub>1</sub>-C<sub>10</sub>)-alkyle en C<sub>1</sub>-C<sub>10</sub>, N,N-di-alkyl(en C<sub>1</sub>-C<sub>10</sub>)amino-alkyle en C<sub>1</sub>-C<sub>10</sub>, cycloalkylamino(en C<sub>3</sub>-C<sub>8</sub>)-alkyle en C<sub>1</sub>-C<sub>10</sub>, alkyl(en C<sub>1</sub>-C<sub>20</sub>)mercapto, alkyl(en C<sub>1</sub>-C<sub>20</sub>)sulfinyle, alkyl(en C<sub>1</sub>-C<sub>20</sub>)sulfonyle, aryl(en C<sub>6</sub>-C<sub>12</sub>)mercapto, aryl(en

C<sub>6</sub>-C<sub>12</sub>)sulfinyle, aryl(en C<sub>6</sub>-C<sub>12</sub>)sulfonyle, aralkyl(en C<sub>7</sub>-C<sub>16</sub>)mercapto, aralkyl(en C<sub>7</sub>-C<sub>16</sub>)sulfinyle, aralkyl(en C<sub>7</sub>-C<sub>16</sub>)sulfonyle, alkylmercapto(en C<sub>1</sub>-C<sub>12</sub>)-alkyle en C<sub>1</sub>-C<sub>6</sub>, alkylsulfinyl(en C<sub>1</sub>-C<sub>12</sub>)-alkyle en C<sub>1</sub>-C<sub>6</sub>, alkylsulfonyle(en C<sub>1</sub>-C<sub>12</sub>)-alkyle en C<sub>1</sub>-C<sub>6</sub>, arylmercapto(en C<sub>6</sub>-C<sub>12</sub>)-alkyle en C<sub>1</sub>-C<sub>6</sub>, arylsulfinyl(en C<sub>6</sub>-C<sub>12</sub>)-alkyle en C<sub>1</sub>-C<sub>6</sub>, arylsulfonyle(en C<sub>6</sub>-C<sub>12</sub>)-alkyle en C<sub>1</sub>-C<sub>6</sub>, aralkylmercapto(en C<sub>7</sub>-C<sub>16</sub>)-alkyle en C<sub>1</sub>-C<sub>6</sub>, aralkylsulfinyl(en C<sub>7</sub>-C<sub>16</sub>)-alkyle en C<sub>1</sub>-C<sub>6</sub>, aralkylsulfonyle(en C<sub>7</sub>-C<sub>16</sub>)-alkyle en C<sub>1</sub>-C<sub>6</sub>, sulfamoyle, N-alkyl(en C<sub>1</sub>-C<sub>10</sub>)sulfamoyle, N,N-di-alkyl(en C<sub>1</sub>-C<sub>10</sub>)sulfamoyle, cycloalkyl(en C<sub>3</sub>-C<sub>8</sub>)sulfamoyle, N-aryl(en C<sub>6</sub>-C<sub>12</sub>)sulfamoyle, N-aralkyl(en C<sub>7</sub>-C<sub>16</sub>)sulfamoyle, N-alkyl(en C<sub>1</sub>-C<sub>10</sub>)-N-aryl(en C<sub>6</sub>-C<sub>12</sub>)sulfamoyle, N-alkyl(en C<sub>1</sub>-C<sub>10</sub>)-N-aralkyl(en C<sub>7</sub>-C<sub>16</sub>)sulfamoyle, alkyl(en C<sub>1</sub>-C<sub>10</sub>)sulfonamido, N-(alkyl(en C<sub>1</sub>-C<sub>10</sub>))-alkyl(en C<sub>1</sub>-C<sub>10</sub>)sulfonamido, aralkyl(en C<sub>7</sub>-C<sub>16</sub>)sulfonamido, et N-(alkyl(en C<sub>1</sub>-C<sub>10</sub>))-aralkyl(en C<sub>7</sub>-C<sub>16</sub>)sulfonamido ; où un radical aryle peut être substitué par 1 à 5 substituants choisis parmi les groupes hydroxyle, halogène, cyano, trifluorométhyle, nitro, carboxyle, alkyle en C<sub>2</sub>-C<sub>16</sub>, cycloalkyle en C<sub>3</sub>-C<sub>8</sub>, cycloalkyl(en C<sub>3</sub>-C<sub>8</sub>)-alkyle en C<sub>1</sub>-C<sub>12</sub>, cycloalcoxy en C<sub>3</sub>-C<sub>8</sub>, cycloalkyl(en C<sub>3</sub>-C<sub>8</sub>)-alcoxy en C<sub>1</sub>-C<sub>12</sub>, cycloalkyloxy(en C<sub>3</sub>-C<sub>8</sub>)-alkyle en C<sub>1</sub>-C<sub>12</sub>, cycloalkyloxy(en C<sub>3</sub>-C<sub>8</sub>)-alcoxy en C<sub>1</sub>-C<sub>12</sub>, cycloalkyl(en C<sub>3</sub>-C<sub>8</sub>)-alkyl(en C<sub>1</sub>-C<sub>8</sub>)-alcoxy en C<sub>1</sub>-C<sub>6</sub>, cycloalkyl(en C<sub>3</sub>-C<sub>8</sub>)-alcoxy(en C<sub>1</sub>-C<sub>8</sub>)-alkyle en C<sub>1</sub>-C<sub>6</sub>, cycloalkyloxy(en C<sub>3</sub>-C<sub>8</sub>)-alcoxy(en C<sub>1</sub>-C<sub>8</sub>)-alkyle en C<sub>1</sub>-C<sub>6</sub>, cycloalcoxy(en C<sub>3</sub>-C<sub>8</sub>)-alcoxy(en C<sub>1</sub>-C<sub>8</sub>)-alcoxy en C<sub>1</sub>-C<sub>8</sub>, aryle en C<sub>6</sub>-C<sub>12</sub>, aralkyle en C<sub>7</sub>-C<sub>16</sub>, alcényle en C<sub>2</sub>-C<sub>16</sub>, alcynyle en C<sub>2</sub>-C<sub>12</sub>, alcoxy en C<sub>1</sub>-C<sub>16</sub>, alcényloxy en C<sub>1</sub>-C<sub>16</sub>, alcoxy(en C<sub>1</sub>-C<sub>12</sub>)-alkyle en C<sub>1</sub>-C<sub>12</sub>, alcoxy(en C<sub>1</sub>-C<sub>12</sub>)-alcoxy en C<sub>1</sub>-C<sub>12</sub>, alcoxy(en C<sub>1</sub>-C<sub>12</sub>)-alcoxy(en C<sub>1</sub>-C<sub>8</sub>)-alkyle en C<sub>1</sub>-C<sub>8</sub>, aryloxy en C<sub>7</sub>-C<sub>16</sub>, aryloxy(en C<sub>6</sub>-C<sub>12</sub>)alcoxy en C<sub>1</sub>-C<sub>6</sub>, aralcoxy(en C<sub>7</sub>-C<sub>16</sub>)alcoxy en C<sub>1</sub>-C<sub>6</sub>, hydroxyalkyle en C<sub>1</sub>-C<sub>8</sub>, aryloxy(en C<sub>6</sub>-C<sub>16</sub>)-alkyle en C<sub>1</sub>-C<sub>8</sub>, aralcoxy(en C<sub>7</sub>-C<sub>16</sub>)-alkyle en C<sub>1</sub>-C<sub>8</sub>, aryloxy(en C<sub>6</sub>-C<sub>12</sub>)-alcoxy(en C<sub>1</sub>-C<sub>8</sub>)-alkyle en C<sub>1</sub>-C<sub>6</sub>, aralkyloxy(en C<sub>7</sub>-C<sub>12</sub>)-alcoxy(en C<sub>1</sub>-C<sub>8</sub>)-alkyle en C<sub>1</sub>-C<sub>6</sub>, -O-[CH<sub>2</sub>]<sub>x</sub>-C<sub>f</sub>H<sub>(2f+1-g)</sub>F<sub>g</sub>, -OCF<sub>2</sub>Cl, -OCF<sub>2</sub>-CHFCl, alkyl(en C<sub>1</sub>-C<sub>12</sub>)carbonyle, cycloalkyl(en C<sub>3</sub>-C<sub>8</sub>)carbonyle, aryl(en C<sub>6</sub>-C<sub>12</sub>)carbonyle, aralkyl(en C<sub>7</sub>-C<sub>16</sub>)carbonyle, alcoxy(en C<sub>1</sub>-C<sub>12</sub>)carbonyle, alcoxy(en C<sub>1</sub>-C<sub>12</sub>)alcoxy(en C<sub>1</sub>-C<sub>12</sub>)carbonyle, aryloxy(en C<sub>6</sub>-C<sub>12</sub>)carbonyle, aralcoxy(en C<sub>7</sub>-C<sub>16</sub>)carbonyle, cycloalcoxy(en C<sub>3</sub>-C<sub>8</sub>)carbonyle, alcényloxy(en C<sub>2</sub>-C<sub>12</sub>)carbonyle, alcynyloxy(en C<sub>2</sub>-C<sub>12</sub>)carbonyle, aryloxy(en C<sub>6</sub>-C<sub>12</sub>)alcoxy(en C<sub>1</sub>-C<sub>6</sub>)carbonyle, aralcoxy(en C<sub>7</sub>-C<sub>16</sub>)alcoxy(en C<sub>1</sub>-C<sub>6</sub>)carbonyle, cycloalkyl(en C<sub>3</sub>-C<sub>8</sub>)alcoxy(en C<sub>1</sub>-C<sub>6</sub>)carbonyle, cycloalcoxy(en C<sub>3</sub>-C<sub>8</sub>)alcoxy(en C<sub>1</sub>-C<sub>6</sub>)carbonyle, alkyl(en C<sub>1</sub>-C<sub>12</sub>)carbonyloxy, cycloalkyl(en C<sub>3</sub>-C<sub>8</sub>)carbonyloxy, aryl(en C<sub>6</sub>-C<sub>12</sub>)carbonyloxy, aralkyl(en C<sub>7</sub>-C<sub>16</sub>)carbonyloxy, cinnamoyloxy, alcényl(en C<sub>2</sub>-C<sub>12</sub>)carbonyloxy, alcynyl(en C<sub>2</sub>-C<sub>12</sub>)carbonyloxy, alcoxy(en C<sub>1</sub>-C<sub>12</sub>)carbonyloxy, alcoxy(en C<sub>1</sub>-C<sub>12</sub>)alcoxy(en C<sub>1</sub>-C<sub>12</sub>)carbonyloxy, aryloxy(en C<sub>6</sub>-C<sub>12</sub>)carbonyloxy, aralkyloxy(en C<sub>7</sub>-C<sub>16</sub>)carbonyloxy, cycloalcoxy(en C<sub>3</sub>-C<sub>8</sub>)carbonyloxy, alcényloxy(en C<sub>2</sub>-C<sub>12</sub>)carbonyloxy, alcynyloxy(en C<sub>2</sub>-C<sub>12</sub>)carbonyloxy, carbamoyle, N-alkyl(en C<sub>1</sub>-C<sub>12</sub>)carbamoyle, N,N-di-alkyl(en C<sub>1</sub>-C<sub>12</sub>)carbamoyle, N-cycloalkyl(en C<sub>3</sub>-C<sub>8</sub>)carbamoyle, N,N-dicyclo-alkyl(en C<sub>3</sub>-C<sub>8</sub>)carbamoyle, N-alkyl(en C<sub>1</sub>-C<sub>10</sub>)-N-cycloalkyl(en C<sub>3</sub>-C<sub>8</sub>)carbamoyle, N-(cycloalkyl(en C<sub>3</sub>-C<sub>8</sub>)-alkyl(en C<sub>1</sub>-C<sub>6</sub>))-carbamoyle, N-alkyl(en C<sub>1</sub>-C<sub>6</sub>)-N-(cycloalkyl(en C<sub>3</sub>-C<sub>8</sub>)-alkyl(en C<sub>1</sub>-C<sub>6</sub>))carbamoyle, N-(+)-déshydroabiétylcarbamoyle, N-alkyl(en C<sub>1</sub>-C<sub>6</sub>)-N-(+)-déshydroabiétylcarbamoyle, N-aryl(en C<sub>6</sub>-C<sub>12</sub>)carbamoyle, N-aralkyl(en C<sub>7</sub>-C<sub>16</sub>)carbamoyle, N-alkyl(en C<sub>1</sub>-C<sub>10</sub>)-N-aryl(en C<sub>6</sub>-C<sub>16</sub>)carbamoyle, N-alkyl(en C<sub>1</sub>-C<sub>10</sub>)-N-aralkyl(en C<sub>7</sub>-C<sub>16</sub>)carbamoyle, N-(alcoxy(en C<sub>1</sub>-C<sub>16</sub>)-alkyl(en C<sub>1</sub>-C<sub>10</sub>))carbamoyle, N-(aryloxy(en C<sub>6</sub>-C<sub>16</sub>)-alkyl(en C<sub>1</sub>-C<sub>10</sub>))carbamoyle, N-(aralkyloxy(en C<sub>7</sub>-C<sub>16</sub>)-alkyl(en C<sub>1</sub>-C<sub>10</sub>))carbamoyle, N-alkyl(en C<sub>1</sub>-C<sub>10</sub>)-N-(alcoxy(en C<sub>1</sub>-C<sub>10</sub>)-alkyl(en C<sub>1</sub>-C<sub>10</sub>))carbamoyle, N-alkyl(en C<sub>1</sub>-C<sub>10</sub>)-N-(aryloxy(en C<sub>6</sub>-C<sub>12</sub>)-alkyl(en C<sub>1</sub>-C<sub>10</sub>))carbamoyle, N-alkyl(en C<sub>1</sub>-C<sub>10</sub>)-N-(aralkyloxy(en C<sub>7</sub>-C<sub>16</sub>)-alkyl(en C<sub>1</sub>-C<sub>10</sub>))carbamoyle, CON(CH<sub>2</sub>)<sub>h</sub>, dans lequel un groupe CH<sub>2</sub> peut être remplacé par O, S, N-alkyl(en C<sub>1</sub>-C<sub>8</sub>)imino, N-cycloalkyl(en C<sub>3</sub>-C<sub>8</sub>)imino, N-cycloalkyl(en C<sub>3</sub>-C<sub>8</sub>)alkyl(en C<sub>1</sub>-C<sub>4</sub>)imino, N-aryl(en C<sub>6</sub>-C<sub>12</sub>)imino, N-aralkyl(en C<sub>7</sub>-C<sub>16</sub>)imino, N-alcoxy(en C<sub>1</sub>-C<sub>4</sub>)alkyl(en C<sub>1</sub>-C<sub>6</sub>)imino, et h vaut de 3 à 7 ; carbamoyloxy, N-alkyl(en C<sub>1</sub>-C<sub>12</sub>)carbamoyloxy, N,N-di-alkyl(en C<sub>1</sub>-C<sub>12</sub>)carbamoyloxy, N-cycloalkyl(en C<sub>3</sub>-C<sub>8</sub>)carbamoyloxy, N-aryl(en C<sub>6</sub>-C<sub>16</sub>)carbamoyloxy, N-aralkyl(en C<sub>1</sub>-C<sub>16</sub>)carbamoyloxy, N-alkyl(en C<sub>1</sub>-C<sub>10</sub>)-N-aryl(en C<sub>6</sub>-C<sub>12</sub>)carbamoyloxy, N-alkyl(en C<sub>1</sub>-C<sub>10</sub>)-N-aralkyl(en C<sub>7</sub>-C<sub>16</sub>)carbamoyloxy, N-(alkyl(en C<sub>1</sub>-C<sub>10</sub>))-carbamoyloxy, N-(aryloxy(en C<sub>6</sub>-C<sub>12</sub>)-alkyl(en C<sub>1</sub>-C<sub>10</sub>))carbamoyloxy, N-(aralkyloxy(en C<sub>7</sub>-C<sub>16</sub>)-alkyl(en C<sub>1</sub>-C<sub>10</sub>))carbamoyloxy, N-alkyl(en C<sub>1</sub>-C<sub>10</sub>)-N-((alcoxy(en C<sub>1</sub>-C<sub>10</sub>)-alkyl(en C<sub>1</sub>-C<sub>10</sub>))-carbamoyloxy, N-alkyl(en C<sub>1</sub>-C<sub>10</sub>)-N-((aryloxy(en C<sub>6</sub>-C<sub>12</sub>)-alkyl(en C<sub>1</sub>-C<sub>10</sub>))-carbamoyloxy, N-alkyl(en C<sub>1</sub>-C<sub>10</sub>)-N-((aralkyloxy(en C<sub>7</sub>-C<sub>16</sub>)-alkyl(en C<sub>1</sub>-C<sub>10</sub>))-carbamoyloxy, amino, alkylamino en C<sub>1</sub>-C<sub>12</sub>, di-alkyl(en C<sub>1</sub>-C<sub>12</sub>)amino, cycloalkylamino en C<sub>3</sub>-C<sub>8</sub>, alcénylamino en C<sub>3</sub>-C<sub>12</sub>, alcynylamino en C<sub>3</sub>-C<sub>12</sub>, N-arylamino en C<sub>6</sub>-C<sub>12</sub>, N-aralkylamino en C<sub>7</sub>-C<sub>11</sub>, N-alkyl-aralkylamino, N-alkyl-arylamino, alcoxyamino en C<sub>1</sub>-C<sub>12</sub>, alcoxy(en C<sub>1</sub>-C<sub>12</sub>)-N-alkyl(en C<sub>1</sub>-C<sub>10</sub>)amino, alcanoylamino en C<sub>1</sub>-C<sub>12</sub>, cycloalcanoylamino en C<sub>3</sub>-C<sub>8</sub>, aroylamino en C<sub>6</sub>-C<sub>12</sub>, aralcanoylamino en C<sub>7</sub>-C<sub>16</sub>, alcanoyl(en C<sub>1</sub>-C<sub>12</sub>)-N-alkyl(en C<sub>1</sub>-C<sub>10</sub>)amino, cycloalcanoyl(en C<sub>3</sub>-C<sub>8</sub>)-N-alkyl(en C<sub>1</sub>-C<sub>10</sub>)amino, aroyl(en C<sub>6</sub>-C<sub>12</sub>)-N-alkyl(en C<sub>1</sub>-C<sub>10</sub>)amino, aralcanoyl(en C<sub>7</sub>-C<sub>11</sub>)-N-alkyl(en C<sub>1</sub>-C<sub>10</sub>)amino, alcanoylamino(en C<sub>1</sub>-C<sub>12</sub>)-alkyle en C<sub>1</sub>-C<sub>8</sub>, cycloalcanoylamino(en C<sub>3</sub>-C<sub>8</sub>)-alkyle en C<sub>1</sub>-C<sub>8</sub>, aroylamino(en C<sub>6</sub>-C<sub>12</sub>)-alkyle en C<sub>1</sub>-C<sub>8</sub>, aralcanoylamino(en C<sub>7</sub>-C<sub>16</sub>)-alkyle en C<sub>1</sub>-C<sub>8</sub>, amino-alkyle en C<sub>1</sub>-C<sub>10</sub>, N-alkylamino(en C<sub>1</sub>-C<sub>10</sub>)-alkyle en C<sub>1</sub>-C<sub>10</sub>, N,N-di-alkylamino(en C<sub>1</sub>-C<sub>10</sub>)-alkyle en C<sub>1</sub>-C<sub>10</sub>, cycloalkylamino(en C<sub>3</sub>-C<sub>8</sub>)-alkyle en C<sub>1</sub>-C<sub>10</sub>, alkyl(en C<sub>1</sub>-C<sub>12</sub>)mercapto, alkyl(en C<sub>1</sub>-C<sub>12</sub>)sulfinyle, alkyl(en C<sub>1</sub>-C<sub>12</sub>)sulfonyle, aryl(en C<sub>6</sub>-C<sub>16</sub>)mercapto, aryl(en C<sub>6</sub>-C<sub>16</sub>)sulfinyle, aryl(en C<sub>6</sub>-C<sub>16</sub>)sulfonyle, aralkyl(en C<sub>7</sub>-C<sub>16</sub>)mercapto, aralkyl(en C<sub>7</sub>-C<sub>16</sub>)sulfinyle, ou aralkyl(en C<sub>7</sub>-C<sub>16</sub>)sulfonyle ;

ou dans laquelle R<sup>1</sup> et R<sup>2</sup>, ou R<sup>2</sup> et R<sup>3</sup> forment une chaîne [CH<sub>2</sub>]<sub>o</sub>, qui est saturée ou insaturée par une double liaison C-C, dans laquelle 1 ou 2 groupes CH<sub>2</sub> sont éventuellement remplacés par O, S, SO, SO<sub>2</sub> ou NR', et R' est un atome d'hydrogène, un groupe aryle en C<sub>6</sub>-C<sub>12</sub>, alkyle en C<sub>1</sub>-C<sub>8</sub>, alcoxy(en C<sub>1</sub>-C<sub>8</sub>)-alkyle en C<sub>1</sub>-C<sub>8</sub>, aralcoxy(en C<sub>7</sub>-C<sub>12</sub>)-alkyle en C<sub>1</sub>-C<sub>8</sub>, aryloxy(en C<sub>6</sub>-C<sub>12</sub>)-alkyle en C<sub>1</sub>-C<sub>8</sub>, alcanoyle en C<sub>1</sub>-C<sub>10</sub>, aralcanoyle en C<sub>7</sub>-C<sub>16</sub> éventuellement substitué, ou aroyle en C<sub>6</sub>-C<sub>12</sub> éventuellement substitué ; et o est égal à 3, 4 ou 5 ;  
 ou dans laquelle les radicaux R<sup>1</sup> et R<sup>2</sup>, ou R<sup>2</sup> et R<sup>3</sup>, conjointement avec la pyridine ou la pyridazine qui les porte, forment un cycle 5,6,7,8-tétrahydroisoquinoléine, un cycle 5,6,7,8-tétrahydroquinoléine, ou un cycle 5,6,7,8-tétrahydrocinnoline ;  
 ou dans laquelle R<sup>1</sup> et R<sup>2</sup>, ou R<sup>2</sup> et R<sup>3</sup> forment un cycle carbocyclique ou hétérocyclique aromatique à 5 ou 6 chaînons ;  
 ou encore R<sup>1</sup> et R<sup>2</sup>, ou R<sup>2</sup> et R<sup>3</sup>, conjointement avec la pyridine ou la pyridazine qui les porte, forment des systèmes de cycles hétérocycliques éventuellement substitués, choisis parmi les thiényopyridines, les furano-pyridines, les pyridopyridines, les pyrimidinopyridines, les imidazopyridines, les thiazolopyridines, les oxazolopyridines, la quinoléine, l'isoquinoléine et la cinnoline ; où la quinoléine, l'isoquinoléine et la cinnoline peuvent répondre aux Formules Ia, Ib et Ic :



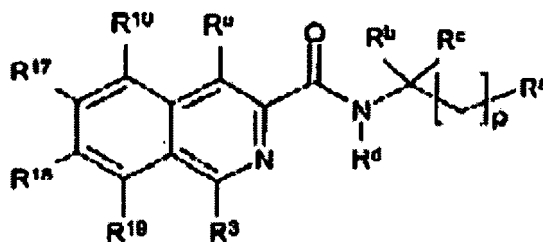
et les substituants R<sup>12</sup> à R<sup>23</sup> ont, dans chaque cas, indépendamment les uns des autres, la signification de R<sup>1</sup>, R<sup>2</sup> et R<sup>3</sup> ;  
 ou dans laquelle les radicaux R<sup>1</sup> et R<sup>2</sup>, conjointement avec la pyridine qui les porte, forment un composé de Formule Id :



où  
 V représente S, O ou NR<sup>k</sup>, et R<sup>k</sup> est choisi parmi un atome d'hydrogène, un radical alkyle en C<sub>1</sub>-C<sub>6</sub>, aryle ou benzyle ; où un radical aryle peut être éventuellement substitué par 1 à 5 substituants tels que définis ci-avant ; et R<sup>24</sup>, R<sup>25</sup>, R<sup>26</sup> et R<sup>27</sup> ont, dans chaque cas, indépendamment les uns des autres, la signification de R<sup>1</sup>, R<sup>2</sup> et R<sup>3</sup> ;  
 f f vaut 1 à 8 ;  
 g vaut 0 ou 1 à (2f+1) ;  
 x vaut 0 à 3 ; et  
 h vaut 3 à 7 ;

y compris les sels, esters et promédicaments physiologiquement actifs qui en dérivent.

13. Agent à utiliser comme revendiqué dans l'une quelconque des revendications précédentes, où l'agent est un composé de formule (Ic) :



(Ic)

dans laquelle

p est égal à zéro ou un ;

R<sup>a</sup> représente -COOH ou -WR<sup>50</sup> ; pourvu que lorsque R<sup>a</sup> représente -COOH, p soit égal à zéro et lorsque R<sup>a</sup> représente -WR<sup>50</sup>, alors p soit égal à un ;

W est choisi dans le groupe constitué par un atome d'oxygène, -S(O)<sub>n</sub>- et -NR<sup>51</sup>-, où n est égal à zéro, un ou deux, R<sup>51</sup> est choisi dans le groupe constitué par un atome d'hydrogène, les radicaux alkyle, alkyle substitué, acyle, aryle, aryle substitué, hétéroaryle, hétéroaryle substitué, hétérocyclique et hétérocyclique substitué, et R<sup>50</sup> est choisi dans le groupe constitué par un atome d'hydrogène, les radicaux alkyle, alkyle substitué, aryle, aryle substitué, hétéroaryle, hétéroaryle substitué, hétérocyclique et hétérocyclique substitué, ou lorsque W représente -NR<sup>9</sup>-, alors R<sup>50</sup> et R<sup>51</sup>, conjointement avec l'atome d'azote auquel ils sont liés, peuvent être réunis pour former un groupe hétérocyclique ou hétérocyclique substitué, pourvu que lorsque W représente -S(O)<sub>n</sub> et n est égal à un ou deux, R<sup>50</sup> ne soit pas un atome d'hydrogène ;

R<sup>3</sup> est choisi dans le groupe constitué par un atome d'hydrogène, les radicaux alkyle, alkyle substitué, alcoxy, alcoxy substitué, amino, amino substitué, aminoacyle, aryle, aryle substitué, halogéno, hétéroaryle, hétéroaryle substitué, hétérocyclique, hétérocyclique substitué, et -XR<sup>60</sup>, où X est un atome d'oxygène, -S(O)<sub>n</sub>- ou -NR<sup>70</sup>-, où n est égal à zéro, un ou deux ; R<sup>60</sup> est choisi dans le groupe constitué par les radicaux alkyle, alkyle substitué, aryle, aryle substitué, hétéroaryle, hétéroaryle substitué, hétérocyclique et hétérocyclique substitué ; et R<sup>70</sup> est un atome d'hydrogène, un radical alkyle ou aryle ; ou, lorsque X représente -NR<sup>70</sup>-, alors R<sup>60</sup> et R<sup>70</sup>, conjointement avec l'atome d'azote auquel ils sont liés, peuvent être réunis pour former un groupe hétérocyclique ou hétérocyclique substitué ;

R<sup>17</sup> et R<sup>18</sup> sont indépendamment choisis dans le groupe constitué par un atome d'hydrogène, les radicaux alkyle, alkyle substitué, aryle, aryle substitué, hétéroaryle, hétéroaryle substitué, halogéno, hydroxy, cyano, -S(O)<sub>n</sub>-N(R<sup>80</sup>)-R<sup>80</sup>, où n est égal à 0, 1 ou 2, -NR<sup>80</sup>C(O)NR<sup>80</sup>R<sup>80</sup>, -XR<sup>80</sup>, où X est un atome d'oxygène, -S(O)<sub>n</sub>- ou -NR<sup>90</sup>-, où n est égal à zéro, un ou deux, chaque R<sup>80</sup> est indépendamment choisi dans le groupe constitué par un atome d'hydrogène, les radicaux alkyle, alkyle substitué, aryle, aryle substitué, cycloalkyle, cycloalkyle substitué, hétéroaryle, hétéroaryle substitué, hétérocyclique et hétérocyclique substitué, pourvu que lorsque X représente -SO- ou -SO<sub>2</sub>-, R<sup>80</sup> ne soit pas un atome d'hydrogène, et R<sup>90</sup> est choisi dans le groupe constitué par l'atome d'hydrogène, les radicaux alkyle, aryle, ou R<sup>17</sup> et R<sup>18</sup>, conjointement avec l'atome de carbone qui y est pendant, forment un groupe aryle, aryle substitué, hétéroaryle, ou hétéroaryle substitué ;

R<sup>16</sup> et R<sup>19</sup> sont indépendamment choisis dans le groupe constitué par un atome d'hydrogène, les radicaux halogéno, alkyle, alkyle substitué, alcoxy, alcoxy substitué, aryle, aryle substitué, hétéroaryle, hétéroaryle substitué et -XR<sup>60</sup>, où X est un atome d'oxygène, -S(O)<sub>n</sub>- ou -NR<sup>70</sup>-, où n est égal à zéro, un ou deux, R<sup>60</sup> est choisi dans le groupe constitué par les radicaux alkyle, alkyle substitué, aryle, aryle substitué, hétéroaryle, hétéroaryle substitué, hétérocyclique et hétérocyclique substitué, et R<sup>70</sup> est un atome d'hydrogène, un radical alkyle ou aryle ou, lorsque X représente NR<sup>70</sup>-, alors R<sup>70</sup> et R<sup>60</sup>, conjointement avec l'atome d'azote auquel ils sont liés, peuvent être réunis pour former un groupe hétérocyclique ou hétérocyclique substitué ;

R<sup>b</sup> est choisi dans le groupe constitué par un atome d'hydrogène, le deutérium et le méthyle ;

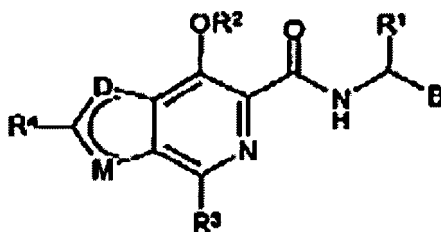
R<sup>c</sup> est choisi dans le groupe constitué par un atome d'hydrogène, le deutérium, les groupes alkyle et alkyle substitué ; en variante, R<sup>b</sup> et R<sup>c</sup> et l'atome de carbone qui y est pendant peuvent être réunis pour former un groupe cycloalkyle, cycloalkyle substitué, hétérocyclique ou hétérocyclique substitué ;

R<sup>d</sup> est choisi dans le groupe constitué par un atome d'hydrogène et le radical alkyle, ou R<sup>d</sup>, conjointement avec R<sup>c</sup> et l'atome d'azote qui y est pendant, peuvent être réunis pour former un groupe hétérocyclique ou hétérocyclique substitué ; et

R<sup>c</sup> est choisi dans le groupe constitué par les radicaux hydroxy, alcoxy, alcoxy substitué, acyloxy, cycloalcoxy, cycloalcoxy substitué, aryloxy, aryloxy substitué, hétéroaryloxy, hétéroaryloxy substitué, aryle, -S(O)<sub>n</sub>-R<sup>95</sup>, où R<sup>95</sup> est choisi dans le groupe constitué par les radicaux alkyle, alkyle substitué, cycloalkyle, cycloalkyle substitué, aryle, aryle substitué, hétéroaryle et hétéroaryle substitué, et n est égal à zéro, un ou deux ;

et leurs sels, esters et promédicaments pharmaceutiquement acceptables.

14. Agent à utiliser comme revendiqué dans l'une quelconque des revendications précédentes, où l'agent est un composé de formule (IV) :



(IV)

dans laquelle

R<sup>1</sup> est choisi dans le groupe constitué par un atome d'hydrogène, les radicaux alkyle en C<sub>1</sub>-C<sub>6</sub>, cycloalkyle en C<sub>3</sub>-C<sub>7</sub>, aryle, ou un substituant de l'atome de carbone α d'un acide α-aminé, dans lequel l'acide aminé est un acide aminé L naturel ou son isomère D ;

B représente -CO<sub>2</sub>H ou un radical carboxyle CO<sub>2</sub>-G, où G est un radical d'un alcool G-OH dans lequel G est choisi dans le groupe constitué par un radical alkyle en C<sub>1</sub>-C<sub>20</sub>, un radical cycloalkyle en C<sub>3</sub>-C<sub>8</sub>, un radical alcényle en C<sub>2</sub>-C<sub>20</sub>, un radical cycloalcényle en C<sub>3</sub>-C<sub>8</sub>, un radical rétinyle, un radical alcynyle en C<sub>2</sub>-C<sub>20</sub>, un radical alcénynyle en C<sub>4</sub>-C<sub>20</sub> ;

R<sup>2</sup> est choisi dans le groupe constitué par un atome d'hydrogène, les radicaux alkyle en C<sub>1</sub>-C<sub>10</sub>, alcényle en C<sub>2</sub>-C<sub>10</sub>, alcynyle en C<sub>2</sub>-C<sub>10</sub>, où le radical alcényle ou alcynyle contient une ou deux liaisons multiples C-C ; un radical fluoroalkyle non substitué de formule -[CH<sub>2</sub>]<sub>x</sub>-C<sub>t</sub>H<sub>(2f+1-g)</sub>-F<sub>g</sub>, aryle, hétéroaryle, et aralkyle en C<sub>7</sub>-C<sub>11</sub> ; l'un parmi D et M représente -S-, et l'autre représente -C(R<sup>5</sup>)- ;

R<sup>3</sup>, R<sup>4</sup> et R<sup>5</sup> sont identiques ou différents et sont choisis dans le groupe constitué par un atome d'hydrogène, les radicaux hydroxyle, halogène, cyano, trifluorométhyle, nitro, carboxyle ; alkyle en C<sub>1</sub>-C<sub>20</sub>, cycloalkyle en C<sub>3</sub>-C<sub>8</sub>, cycloalcoxy en C<sub>3</sub>-C<sub>8</sub>, aryle en C<sub>6</sub>-C<sub>12</sub>, aralkyle en C<sub>7</sub>-C<sub>16</sub>, aralcényle en C<sub>7</sub>-C<sub>16</sub>, aralcynyle en C<sub>7</sub>-C<sub>16</sub>, alcényle en C<sub>2</sub>-C<sub>20</sub>, alcynyle en C<sub>2</sub>-C<sub>20</sub>, alcoxy en C<sub>1</sub>-C<sub>20</sub>, alcényloxy en C<sub>2</sub>-C<sub>20</sub>, alcynyoxy en C<sub>2</sub>-C<sub>20</sub>, rétinyle, aryloxy en C<sub>6</sub>-C<sub>12</sub>, aralkyloxy en C<sub>7</sub>-C<sub>16</sub>, hydroxyalkyle en C<sub>1</sub>-C<sub>16</sub>, -O-[CH<sub>2</sub>]<sub>x</sub>-C<sub>t</sub>H<sub>(2f+1-g)</sub>-F<sub>g</sub>, -OCF<sub>2</sub>Cl, -OCF<sub>2</sub>-CHFCl, alkyl(en C<sub>1</sub>-C<sub>20</sub>)carbonyle, cycloalkyl(en C<sub>3</sub>-C<sub>8</sub>)carbonyle, aryl(en C<sub>6</sub>-C<sub>12</sub>)carbonyle, aralkyl(en C<sub>7</sub>-C<sub>16</sub>)carbonyle, cinnamoyle, alcényl(en C<sub>2</sub>-C<sub>20</sub>)carbonyle, alcynyl(en C<sub>2</sub>-C<sub>20</sub>)carbonyle, alcoxy(en C<sub>1</sub>-C<sub>20</sub>)carbonyle, aryloxy(en C<sub>6</sub>-C<sub>12</sub>)carbonyle, aralcoxy(en C<sub>7</sub>-C<sub>16</sub>)carbonyle, cycloalcoxy(en C<sub>3</sub>-C<sub>8</sub>)carbonyle, alcényloxy(en C<sub>2</sub>-C<sub>20</sub>)carbonyle, rétinyle, alcényloxy(en C<sub>2</sub>-C<sub>20</sub>)carbonyle, alcynyle, alkyl(en C<sub>1</sub>-C<sub>12</sub>)carbonyloxy, cycloalkyl(en C<sub>3</sub>-C<sub>8</sub>)carbonyloxy, aryl(en C<sub>6</sub>-C<sub>12</sub>)carbonyloxy, aralkyl(en C<sub>7</sub>-C<sub>16</sub>)carbonyloxy, cinnamoyle, alcényl(en C<sub>2</sub>-C<sub>12</sub>)carbonyloxy, alcynyl(en C<sub>2</sub>-C<sub>12</sub>)carbonyloxy, alcoxy(en C<sub>1</sub>-C<sub>12</sub>)carbonyloxy, aryloxy(en C<sub>6</sub>-C<sub>12</sub>)carbonyloxy, aralkyloxy(en C<sub>7</sub>-C<sub>16</sub>)carbonyloxy, cycloalcoxy(en C<sub>3</sub>-C<sub>8</sub>)carbonyloxy, alcényloxy(en C<sub>2</sub>-C<sub>12</sub>)carbonyloxy, alcynyle, N-alkyl(en C<sub>1</sub>-C<sub>12</sub>)carbamoyle, N,N-di-alkyl(en C<sub>1</sub>-C<sub>12</sub>)carbamoyle, N-cycloalkyl(en C<sub>3</sub>-C<sub>8</sub>)carbamoyle, N,N-dicyclo-alkyl(en C<sub>3</sub>-C<sub>8</sub>)carbamoyle, N-alkyl(en C<sub>1</sub>-C<sub>10</sub>)-N-cycloalkyl(en C<sub>3</sub>-C<sub>8</sub>)carbamoyle, N-(cycloalkyl(en C<sub>3</sub>-C<sub>8</sub>)-alkyl(en C<sub>1</sub>-C<sub>6</sub>))-carbamoyle, N-(+)-déshydroabiétylcarbamoyle, N-alkyl(en C<sub>1</sub>-C<sub>6</sub>)-N-(+)-déshydroabiétylcarbamoyle, N-aryl(en C<sub>6</sub>-C<sub>12</sub>)carbamoyle, N-aralkyl(en C<sub>7</sub>-C<sub>16</sub>)carbamoyle, N-alkyl(en C<sub>1</sub>-C<sub>10</sub>)-N-aryl(en C<sub>6</sub>-C<sub>16</sub>)carbamoyle, N-alkyl(en C<sub>1</sub>-C<sub>10</sub>)-N-aralkyl(en C<sub>7</sub>-C<sub>16</sub>)carbamoyle, carbamoyle, N-alkyl(en C<sub>1</sub>-C<sub>12</sub>)carbamoyle, N,N-di-alkyl(en

$C_1-C_{12}$ carbamoxyloxy, N-cycloalkyl(en  $C_3-C_8$ )carbamoxyloxy, N-aryl(en  $C_6-C_{12}$ )carbamoxyloxy, N-aralkyl(en  $C_7-C_{16}$ )carbamoxyloxy, N-alkyl(en  $C_1-C_{10}$ )-N-aryl(en  $C_6-C_{12}$ )carbamoxyloxy, N-alkyl(en  $C_1-C_{10}$ )-N-aralkyl(en  $C_7-C_{16}$ )carbamoxyloxy, N-(alkyl(en  $C_1-C_{10}$ ))-carbamoxyloxy, N-alkyl(en  $C_1-C_{10}$ )-N-((aralkyloxy(en  $C_7-C_{16}$ ))-alkyl(en  $C_1-C_{10}$ ))-carbamoxyloxyamino, alkylamino en  $C_1-C_{12}$ , di-alkyl(en  $C_1-C_{12}$ )amino, cycloalkylamino en  $C_3-C_8$ , alcénylamino en  $C_3-C_{12}$ , alcynylamino en  $C_3-C_{12}$ , N-arylamino en  $C_6-C_{12}$ , N-aralkylamino en  $C_7-C_{11}$ , N-alkyl-aralkylamino, N-alkyl-arylamino, alcoxyamino en  $C_1-C_{12}$ , alcoxy(en  $C_1-C_{12}$ )-N-alkyl(en  $C_1-C_{10}$ )amino, alcanoylamino en  $C_1-C_{12}$ , cycloalcanoylamino en  $C_3-C_8$ , aroylamino en  $C_6-C_{12}$ , aralcanoylamino en  $C_7-C_{16}$ , alcanoyl(en  $C_1-C_{12}$ )-N-alkyl(en  $C_1-C_{10}$ )amino, cycloalcanoyl(en  $C_3-C_8$ )-N-alkyl(en  $C_1-C_{10}$ )amino, aroyl(en  $C_6-C_{12}$ )-N-alkyl(en  $C_1-C_{10}$ )amino, aralcanoyl(en  $C_7-C_{11}$ )-N-alkyl(en  $C_1-C_{10}$ )amino, amino-alkyle en  $C_1-C_{10}$ , alkyl(en  $C_1-C_{20}$ )mercapto, alkyl(en  $C_1-C_{20}$ )sulfinyle, alkyl(en  $C_1-C_{20}$ )sulfonyle, aryl(en  $C_6-C_{12}$ )mercapto, aryl(en  $C_6-C_{12}$ )sulfinyle, aryl(en  $C_6-C_{12}$ )sulfonyle, aralkyl(en  $C_7-C_{16}$ )mercapto, aralkyl(en  $C_7-C_{16}$ )sulfinyle, aralkyl(en  $C_7-C_{16}$ )sulfonyle, sulfamoyle, N-alkyl(en  $C_1-C_{10}$ )sulfamoyle, N,N-di-alkyl(en  $C_1-C_{10}$ )sulfamoyle, cycloalkyl(en  $C_3-C_8$ )sulfamoyle, N-aryl(en  $C_6-C_{12}$ )sulfamoyle, N-aralkyl(en  $C_7-C_{16}$ )sulfamoyle, N-alkyl(en  $C_1-C_{10}$ )-N-aryl(en  $C_6-C_{12}$ )sulfamoyle, N-alkyl(en  $C_1-C_{10}$ )-N-aralkyl(en  $C_7-C_{16}$ )sulfamoyle, alkyl(en  $C_1-C_{10}$ )sulfonamido, aralkyl(en  $C_7-C_{16}$ )sulfonamido, et N-(alkyl(en  $C_1-C_{10}$ )-aralkyl(en  $C_7-C_{16}$ )sulfonamido); où un radical aryle peut être substitué par 1 à 5 substituants choisis parmi les groupes hydroxyle, halogène, cyano, trifluorométhyle, nitro, carboxyle, alkyle en  $C_2-C_{16}$ , cycloalkyle en  $C_3-C_8$ , cycloalcoxy en  $C_3-C_8$ , aryle en  $C_6-C_{12}$ , aralkyle en  $C_7-C_{16}$ , alcényle en  $C_2-C_{16}$ , alcynyle en  $C_2-C_{12}$ , alcoxy en  $C_1-C_{16}$ , alcényloxy en  $C_1-C_{16}$ , aryloxy en  $C_6-C_{12}$ , aralkyloxy en  $C_7-C_{16}$ , hydroxyalkyle en  $C_1-C_8$ ,  $-O-[CH_2]_x-C_fH_{(2f,1-g)}F_g$ ,  $-OCF_2Cl$ , et  $-OCF_2-CHFCl$ ;

x est égal à 0 à 3 ;

f est égal à 1 à 8 ; et

g est égal à 0 ou 1 à  $(2f+1)$  ;

y compris les sels, esters et promédicaments physiologiquement actifs qui en dérivent.

15. Agent à utiliser comme revendiqué dans l'une quelconque des revendications 1-10, où l'agent est choisi dans le groupe constitué par les mimétiques de 2-oxoglutarate, les chélateurs du fer et les analogues de proline.

16. Utilisation d'un agent qui stabilise HIF $\alpha$  ou qui inhibe l'activité de la HIF-hydroxylase pour la fabrication d'un médicament destiné au traitement ou à la prévention d'un cancer chez un sujet.

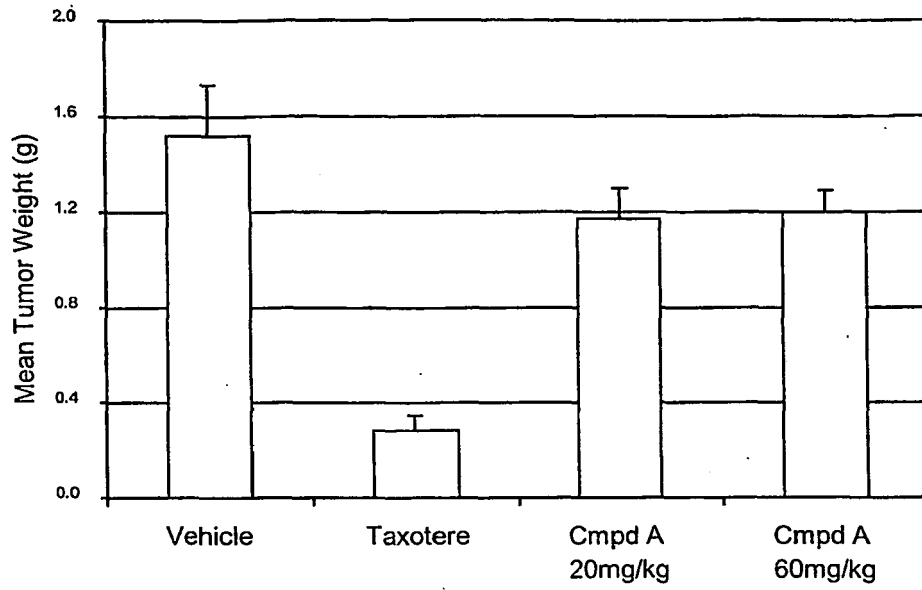


Figure 1

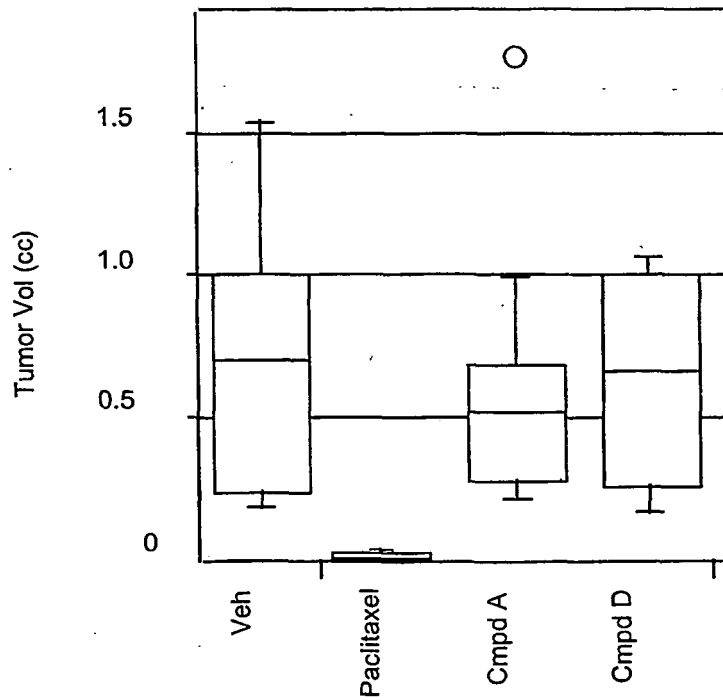


Figure 2

## REFERENCES CITED IN THE DESCRIPTION

This list of references cited by the applicant is for the reader's convenience only. It does not form part of the European patent document. Even though great care has been taken in compiling the references, errors or omissions cannot be excluded and the EPO disclaims all liability in this regard.

## Patent documents cited in the description

- WO 03053977 A [0043]
- WO 03049686 A [0043] [0046] [0047] [0084] [0086] [0143]
- US 6562799 B [0044]
- US 6124131 B [0044]
- US 6432927 B [0044]
- WO 03045440 A [0044]
- WO 03053997 A [0046] [0047] [0084] [0086]
- WO 04108121 A [0046] [0047] [0086]
- WO 04108681 A [0046] [0047]
- EP 0650960 A [0054]
- EP 0650961 A [0054]
- US 5658933 A [0054]
- US 5620995 A [0055]
- US 6020350 A [0055]
- US 5607954 A [0055]
- US 5610172 A [0055]
- US 5620996 A [0055]
- US 5719164 A [0056]
- US 5726305 A [0056]
- US 6093730 A [0056]
- WO 2004108681 A [0062]
- US 5916898 A [0085]
- US 6200974 A [0085]
- WO 9921860 A [0085]
- WO 0050390 A [0087]
- WO 0069908 A [0141]
- US 5942434 A [0141]

## Non-patent literature cited in the description

- Remington's Pharmaceutical Sciences. Mack Publishing Co, 1990 [0008]
- The Pharmacological Basis of Therapeutics. McGraw-Hill Co, 2001 [0008]
- Methods In Enzymology. Academic Press, Inc, [0008]
- Handbook of Experimental Immunology. Blackwell Scientific Publications, 1986, vol. I-IV [0008]
- Molecular Cloning: A Laboratory Manual. Cold Spring Harbor Laboratory Press, 1989, vol. I-III [0008]
- Short Protocols in Molecular Biology. John Wiley & Sons, 1999 [0008]
- Molecular Biology Techniques: An Intensive Laboratory Course. Academic Press, 1998 [0008]
- PCR (Introduction to Biotechniques Series). Springer Verlag, 1997 [0008]
- Powis ; Kirkpatrick. *Mol Cancer Ther*, 2004, vol. 3, 647-654 [0009]
- Semenza. *Internal Medicine*, 2002, vol. 41, 79-83 [0009]
- Belozarov ; Van Meir. *Anti-Cancer Drugs*, 2005, vol. 16, 901-909 [0009]
- Taylor. *Gene*, 2001, vol. 275, 125-132 [0041] [0045]
- Aravind ; Koonin. *Genome Biol*, 2001, vol. 2 [0041]
- Epstein et al. *Cell*, 2001, vol. 107, 43-54 [0041] [0045]
- Bruick ; McKnight. *Science*, 2001, vol. 294, 1337-1340 [0041] [0045]
- Dupuy et al. *Genomics*, 2000, vol. 69, 348-54 [0041]
- Majamaa et al. *Eur J Biochem*, 1984, vol. 138, 239-245 [0043] [0051]
- Majamaa et al. *Biochem J*, 1985, vol. 229, 127-133 [0043]
- Kivirikko ; Myllyharju. *Matrix Biol*, 1998, vol. 16, 357-368 [0043]
- Bickel et al. *Hepatology*, 1998, vol. 28, 404-411 [0043]
- Friedman et al. *Proc Natl Acad Sci USA*, 2000, vol. 97, 4736-4741 [0043]
- Franklin. *Biochem Soc Trans*, 1991, vol. 19, 812-815 [0043]
- Franklin et al. *Biochem J*, 2001, vol. 353, 333-338 [0043]
- Majamaa et al. *Biochem J*, vol. 229, 127-133 [0051]
- Seki et al. *Chem Abstracts*, 1974, vol. 81 (21), 424 [0085]
- Synthesis of Optically Active .alpha.-Amino Acids. Pergamon Press, 1989 [0136]
- Evans et al. *J. Amer. Chem. Soc.*, 1990, vol. 112, 4011-4030 [0136]
- Pu et al. *J. Amer. Chem. Soc.*, 1991, vol. 56, 1280-1283 [0136]
- Williams et al. *J. Amer. Chem. Soc.*, 1991, vol. 113, 9276-9286 [0136]
- Palmerini et al. *J Chromatogr*, 1985, vol. 339, 285-292 [0142]
- Cunliffe et al. *Biochem J*, 1986, vol. 240, 617-619 [0142]
- Kaule ; Gunzler. *Anal Biochem*, 1990, vol. 184, 291-297 [0142]
- Ivan et al. *Science*, 2001, vol. 292, 464-468 [0143]

- *Proc Natl Acad Sci USA*, 2002, vol. 99, 13459-13464 [0143]
- **Hirsila et al.** *J Biol Chem*, 2003, vol. 278, 30772-30780 [0143]
- **Mack et al.** *Mol Cell Biol*, 2005, vol. 25, 4565-4578 [0146]
- **Acker et al.** *cancer Cell*, 2005, vol. 8, 131-141 [0146]
- **Savai et al.** *Int J Oncol*, 2005, vol. 27, 393-400 [0146]
- **Box et al.** *Carcinogenesis*, 2004, vol. 25, 2325-2335 [0146]
- **Carmeliet et al.** *Nature*, 1998, 394-485490 [0146]
- **Goda et al.** *Antioxid. Redox. Signal.*, 2003, vol. 5, 467-473 [0146]
- **Hanze et al.** *Biochem Biophys Res Commun*, 2003, vol. 312, 571-577 [0146] [0190]
- **Brusselmans et al.** *Biol Chem*, 2001, vol. 276, 39192-39196 [0146]
- **Shoshani et al.** *Mol Cell Biol*, 2002, vol. 22, 2283-2293 [0146]
- **Sowler.** *Cancer Res*, 2001, vol. 61, 6669-6673 [0146]
- **Stein et al.** *J Biol Chem*, 2004, vol. 279, 48930-48940 [0146]
- **Zhang et al.** *Apoptosis*, 2003, vol. 8, 229-236 [0146]
- **Graham et al.** *J Exp Biol*, 2004, vol. 207, 3189-3200 [0146]
- **Webster et al.** *Adv Exp Med Biol*, 2000, vol. 475, 161-175 [0146]
- **Brugarolas et al.** *Genes Dev*, 2004, vol. 18, 2893-2904 [0147]
- Remington's Pharmaceutical Sciences. 2000 [0156]
- The Pharmacological Basis of Therapeutics. 2001 [0156]
- Inactive Ingredient Guide. 1996 [0159]
- Handbook of Pharmaceutical Additives. Synapse Information Resources, Inc, 2002 [0159]
- **Brower et al.** *Cancer Res*, 1986, vol. 46, 798-806 [0180]
- **Kraus-Bertbier et al.** *Clin Cancer Res*, 2000, vol. 6, 297-304 [0180]
- **Lai et al.** *J Biomed Sci*, 2000, vol. 7, 64-70 [0180]
- **Kraus-Borthier et al.** *Clin Cancer Res*, 2000, vol. 6, 297-304 [0190]
- **Wedge et al.** *Cancer Res*, 2002, vol. 62, 4645-4655 [0190]
- **Abdollahi et al.** *Cancer Res*, 2003, vol. 63, 8890-8898 [0190]
- **Yang et al.** *Cancer Res*, 1998, vol. 58, 4217-4221 [0194]
- **Brattain.** *Cancer Res*, 1981, vol. 41, 1751-1756 [0200]
- **Ross et al.** *Nat Genet*, 2000, vol. 24, 227-235 [0200] [0204]
- **Ellison et al.** *Mol Pathol.*, 2002, vol. 55, 294-299 [0204]