



(12) **CORRECTED EUROPEAN PATENT SPECIFICATION**

(15) Correction information:
Corrected version no 1 (W1 B1)
Corrections, see
Claims EN 3, 6, 8

(51) Int Cl.:
C08F 4/6592 ^(2006.01) **C08F 10/00** ^(2006.01)
C07D 209/08 ^(2006.01) **C07D 215/12** ^(2006.01)
C07F 17/00 ^(2006.01)

(48) Corrigendum issued on:
11.09.2013 Bulletin 2013/37

(86) International application number:
PCT/KR2007/001205

(45) Date of publication and mention
of the grant of the patent:
24.04.2013 Bulletin 2013/17

(87) International publication number:
WO 2007/111423 (04.10.2007 Gazette 2007/40)

(21) Application number: **07715601.6**

(22) Date of filing: **13.03.2007**

(54) **TRANSITION METAL COMPLEX, CATALYST COMPOSITION INCLUDING THE SAME AND OLEFIN POLYMER USING CATALYST COMPOSITION**

ÜBERGANGSMETALLKOMPLEX, KATALYSATORZUSAMMENSETZUNG DAMIT UND OLEFINPOLYMER MIT DER KATALYSATORZUSAMMENSETZUNG

COMPLEXE DE MÉTAL DE TRANSITION, COMPOSITION CATALYTIQUE COMPRENANT CE COMPLEXE ET POLYMÈRE OLÉFINIQUE FAISANT APPEL À CETTE COMPOSITION CATALYTIQUE

(84) Designated Contracting States:
AT BE BG CH CY CZ DE DK EE ES FI FR GB GR HU IE IS IT LI LT LU LV MC MT NL PL PT RO SE SI SK TR

• **LEE, Bun-Yeoul**
Suwon-city, Kyungki-do 442-190 (KR)

(30) Priority: **24.03.2006 KR 20060026992**

(74) Representative: **Goddar, Heinz J.**
Boehmert & Boehmert
Pettenkoferstrasse 20-22
80336 München (DE)

(43) Date of publication of application:
10.12.2008 Bulletin 2008/50

(56) References cited:
JP-A- 10 087 718

(73) Proprietor: **LG Chem, Ltd.**
Youngdungpo-gu, Seoul 150-721 (KR)

• **CHO D.J. ET AL.:** 'o-Phenylene-Bridged Cp/ Amino Titanium Complexes for Ethylene/1-Hexene Copolymerization' **ORGANOMETALLICS** vol. 25, no. 9, 24 April 2006, pages 2133 - 2134, XP003006240

• **ENDERS M. ET AL.:** 'Synthesis of Main Group and Transition Metal Complexes with the (8-Quinoly) cyclopentadienyl Ligand and Their Application in the Polymerization of Ethylene' **ORGANOMETALLICS** vol. 23, no. 16, 02 August 2004, pages 3832 - 3839, XP001200007

(72) Inventors:
• **LEE, Choong-Hoon**
c/o LG Chem. Ltd
Daejeon 305-380 (KR)
• **LEE, Eun-Jung**
Daejeon-city 305-768 (KR)
• **JUNG, Seungwhan**
Suwon-city, Kyungki-do 440-707 (KR)
• **LEE, Boram**
Seoul 137-947 (KR)
• **LEE, Jung-A**
Daejeon-city 302-120 (KR)

Note: Within nine months of the publication of the mention of the grant of the European patent in the European Patent Bulletin, any person may give notice to the European Patent Office of opposition to that patent, in accordance with the Implementing Regulations. Notice of opposition shall not be deemed to have been filed until the opposition fee has been paid. (Art. 99(1) European Patent Convention).

- ENDERS M. ET AL.: 'Chiral titanium and zirconium complexes with 1-(8-quinolyl)-2,3-dimethylcyclopentadienyl ligands' JOURNAL OF ORGANOMETALLIC CHEMISTRY vol. 549, no. 1-2, 18 December 1997, pages 251 - 256, XP001020348

Description

Technical Field

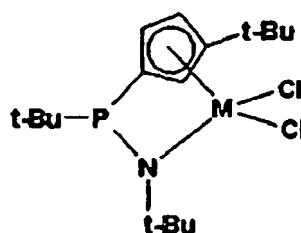
[0001] The present invention relates to a novel transition metal complex where a monocyclopentadienyl ligand to which an amido group is introduced is coordinated, a catalyst composition including the same, and an olefin polymer using the catalyst composition, and more particularly, to a novel transition metal complex containing a phenylene bridge, a catalyst composition including the same, and an olefin polymer using the catalyst composition.

Background Art

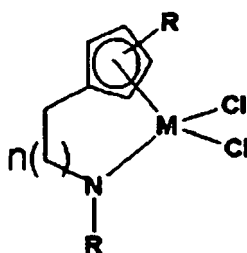
[0002] In the early 1990s, Do5.21w Chemical Co. developed $\text{Me}_2\text{Si}(\text{Me}_4\text{C}_5)(\text{NtBu})\text{TiCl}_2$ (Constrained-Geometry Catalyst, hereinafter referred to as CGC) (US Patent No. 5,064,802). CGC shows excellent properties in a copolymerization reaction of ethylene and α -olefin, compared to conventional metallocene catalysts. For example, (1) CGC can be used to form high molecular weight polymers due to its high reactivity at high polymerization temperature, and (2) CGC can be used for copolymerization of α -olefin having large steric hindrance, such as 1-hexene and 1-octene. Due to many useful properties, in addition to these properties described above, obtained from use of CGC, research into synthesis of CGC derivatives as a polymerization catalyst is substantially increasing in academic and industrial fields.

[0003] For example, synthesis of metal complexes comprising other various bridges instead of a silicon bridge and containing a nitrogen substituent, and polymerization using these metal complexes were performed. Examples of such metal compounds include Complexes 1 through 4 (Chem. Rev. 2003, 103, 283).

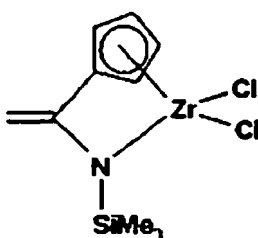
[0004]



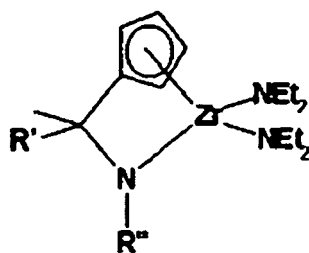
(1)



(2)



(3)

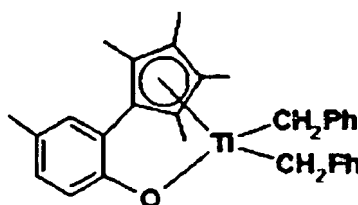


(4)

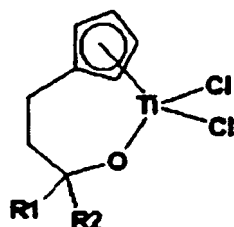
[0005] Complexes 1 through 4 respectively contain a phosphorus bridge, an ethylene or propylene bridge, a methylenidene bridge, and a methylene bridge, instead of the silicon bridge of the CGC structure. However, these complexes show low activity or poor copolymerization performance when ethylene is polymerized or when ethylene and α -olefin are copolymerized, compared to CGC.

[0006] In addition, the amino ligand in CGC can be replaced with an oxido ligand. Some of such complexes were used for polymerization. Examples of such complexes include the following Formulae.

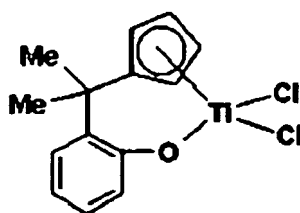
[0007]



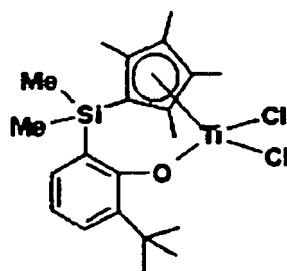
(5)



(6)



(7)



(8)

[0008] In Complex 5, which was developed by T. J. Marks et al., a cyclopentadiene (Cp) derivative is bridged to an oxido ligand by ortho-phenylene group (Organometallics 1997, 16, 5958). A complex having the same bridge and polymerization using the complex were suggested by Mu et al. (Organometallics 2004, 23, 540). A complex in which an indenyl ligand is bridged to an oxido ligand by an ortho-phenylene group was developed by Rothwell et al. (Chem. Commun. 2003, 1034). In Complex 6, which was developed by Whitby et al., a cyclopentadienyl ligand is bridged to an oxido ligand by three carbon atoms (Organometallics 1999, 18, 348). It was reported that Complex 6 showed reactivity in syndiotactic polystyrene polymerization. Similar complexes to Complex 6 were developed by Hessen et al. (Organometallics 1998, 17, 1652). Complex 7, which was developed by Rau et al., showed reactivity when being used for ethylene polymerization and ethylene/1-hexene copolymerization at high temperature and high pressure (210 °C, 150Mpa) (J. Organomet. Chem. 2000, 608, 71). Complex 8, which has a similar structure to Complex 7 and was developed by Sumitomo Co. (US Patent No. 6,548,686), can be used for high temperature and high pressure polymerization.

[0009] However, only some of these catalysts described above are used commercially. Accordingly, there is still a need to develop a catalyst inducing high polymerization performance.

Disclosure of Invention

Technical Solution

[0010] The present invention provides a novel transition metal complex having a phenylene bridge.

[0011] The present invention also provides a novel organic amine-based compound.

[0012] The present invention also provides a catalyst composition including the transition metal complex.

[0013] The present invention also provides a method of preparing the catalyst composition.

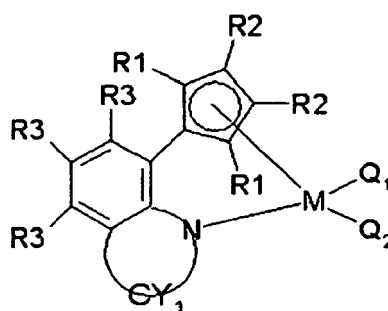
[0014] The present invention also provides a method of preparing an olefin polymer using the catalyst composition.

[0015] The present invention also provides an olefin polymer prepared using the method.

[0016] According to an aspect of the present invention, there is provided a transition metal complex represented by Formula 1 below.

[0017]

Formula 1



[0018] Here, R_1 s and R_2 s are each independently a hydrogen atom; a C_{1-20} alkyl, C_{6-20} aryl or silyl radical; a C_{2-20} alkenyl, C_{7-20} alkylaryl, or C_{7-20} arylalkyl radical; or a metalloid radical of Group 14 substituted with a C_{1-20} hydrocarbyl, wherein R_1 and R_2 can be connected to each other by an alkylidene radical containing a C_{1-20} alkyl or aryl radical to form a ring;

[0019] each of the R_3 s are independently a hydrogen atom; or a halogen radical; or a C_{1-20} alkyl, C_{6-20} aryl, C_{1-20}

alkoxy, C₆₋₂₀ aryloxy, or amido radical, wherein at least two R₃'s can be connected to each other to form an aliphatic or aromatic ring;

[0020] CY1 is a substituted or unsubstituted aliphatic or aromatic ring;

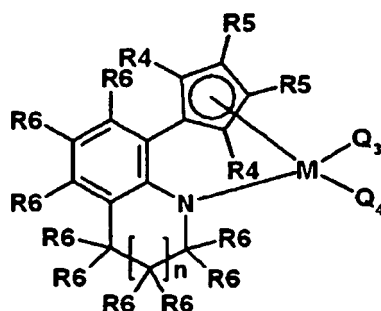
[0021] M is a Group 4 transition metal; and

[0022] Q₁ and Q₂ are each independently a halogen radical; a C₁₋₂₀ alkylamido, or C₆₋₂₀ arylamido radical; a C₁₋₂₀ alkyl, C₂₋₂₀ alkenyl, C₆₋₂₀ aryl, C₇₋₂₀ alkylaryl, or C₇₋₂₀ arylalkyl radical; or a C₁₋₂₀ alkylidene radical.

[0023] The transition metal complex represented by Formula 1 may be represented by Formula 2 below.

[0024]

Formula 2



[0025] Here, R₄s and R₅s are each independently a hydrogen atom; or a C₁₋₂₀ alkyl, C₆₋₂₀ aryl or silyl radical;

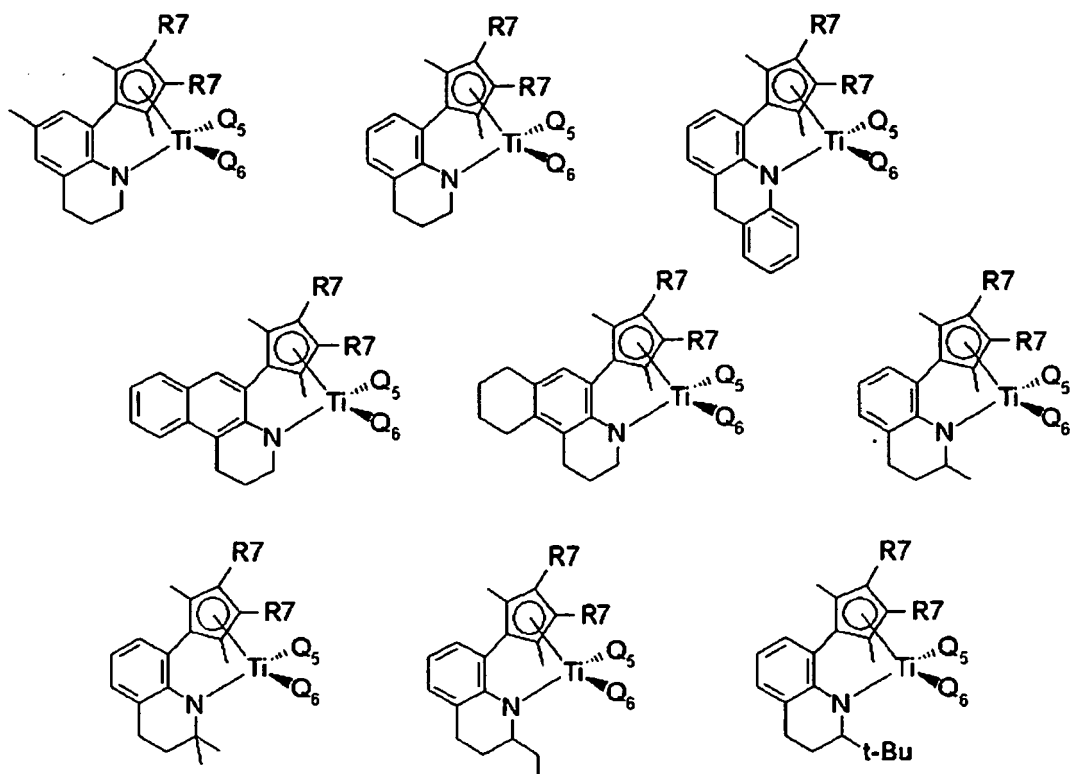
[0026] each of the R₆s are each independently a hydrogen atom; or a C₁₋₂₀ alkyl or C₆₋₂₀ aryl radical; a C₂₋₂₀ alkenyl, C₇₋₂₀ alkylaryl or C₇₋₂₀ arylalkyl radical; or a C₁₋₂₀ alkoxy, C₆₋₂₀ aryloxy or amido radical, wherein at least two R₆'s can be connected to each other to form an aliphatic or aromatic ring;

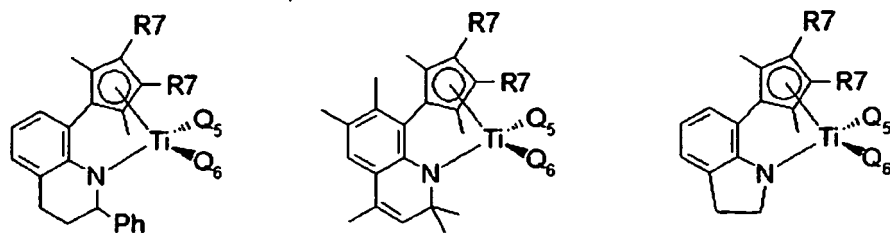
[0027] Q₃ and Q₄ are each independently a halogen radical; a C₁₋₂₀ alkylamido or C₆₋₂₀ arylamido radical; or a C₁₋₂₀ alkyl radical; n is a integer such as 0 or 1; and

[0028] M is a Group 4 transition metal.

[0029] The transition metal complex represented by Formula 1 may be represented by one of the following Formulae.

[0030]





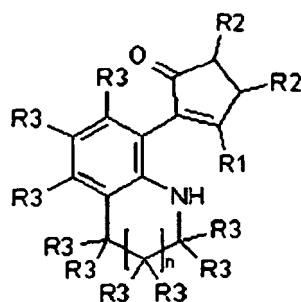
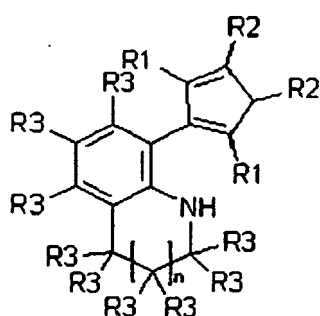
[0031] Here, each of the R_7 s are independently a hydrogen atom or a methyl radical, and

[0032] Q_5 and Q_6 are each independently a methyl, dimethylamido or chloride radical.

[0033] According to another aspect of the present invention, there is provided an amine-based compound represented by Formulae 3 and 4 below.

[0034]

Formula 3 Formula 4

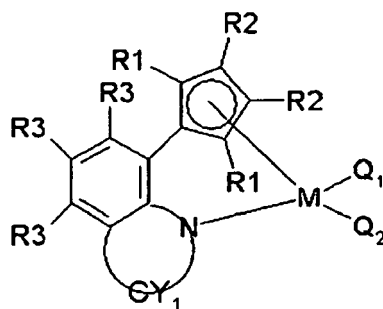


[0035] Here, R_1 , R_2 and R_3 are described above. And n is a integer such as 0 or 1.

[0036] According to another aspect of the present invention, there is provided a catalyst composition including: a transition metal complex represented by Formula 1; and at least one cocatalyst compound selected from the group consisting of compounds represented by Formulae 5, 6, and 7 below.

[0037]

Formula 1



[0038] Here, CY1, R₁, R₂, R₃, Q₁ and Q₂ are described above.

[0039] Formula 5

[0040] $-\text{Al}(\text{R}_8)_3\text{O}-$

[0041] Here, each of the R₈s are independently a halogen radical; a C₁₋₂₀ hydrocarbyl radical; and a C₁₋₂₀ hydrocarbyl radical substituted with a halogen atom, or a is an integer of 2 or greater.

[0042] Formula 6

[0043] D(R₈)₃

[0044] Here, D is aluminum or boron, and R₈ is described above.

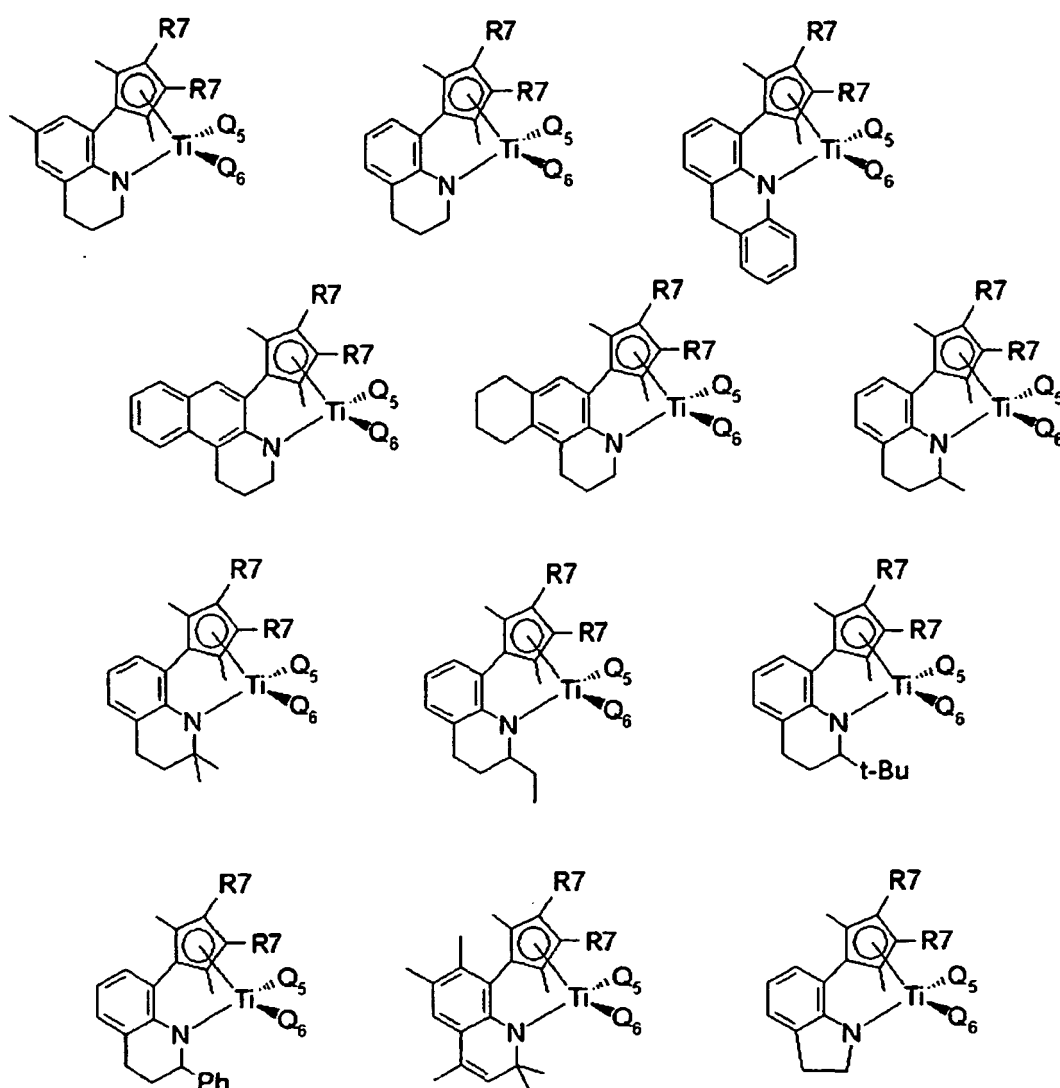
[0045] Formula 7

[0046] $[\text{L}-\text{H}]^+[\text{Z}(\text{A})_4]^-$ or $[\text{L}]^+[\text{Z}(\text{A})_4]^-$

[0047] Here, L is a neutral or cationic Lewis acid; H is a hydrogen atom; Z is a Group 13 atom; and each of the As are independently a C₆₋₂₀ aryl or C₁₋₂₀ alkyl radical in which at least one hydrogen atom is substituted with a halogen atom, or a C₁₋₂₀ hydrocarbyl, C₁₋₂₀ alkoxy, or phenoxy radical.

[0048] The transition metal complex represented by Formula 1 of the catalyst composition may be one of compounds represented by the following Formulae.

[0049]

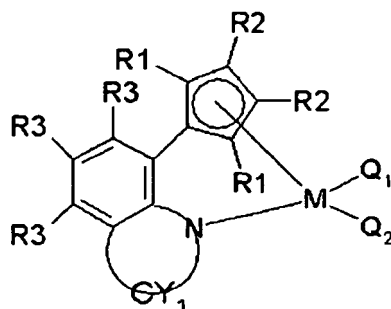


[0050] Here, R₇, Q₅ and Q₆ are described above.

[0051] According to another aspect of the present invention, there is provided a method of preparing a catalyst composition including: bringing the transition metal complex represented by Formula 1 below into contact with a compound represented by Formula 5 or 6 below to obtain a mixture; and adding a compound represented by Formula 7 below to the mixture.

[0052]

Formula 1

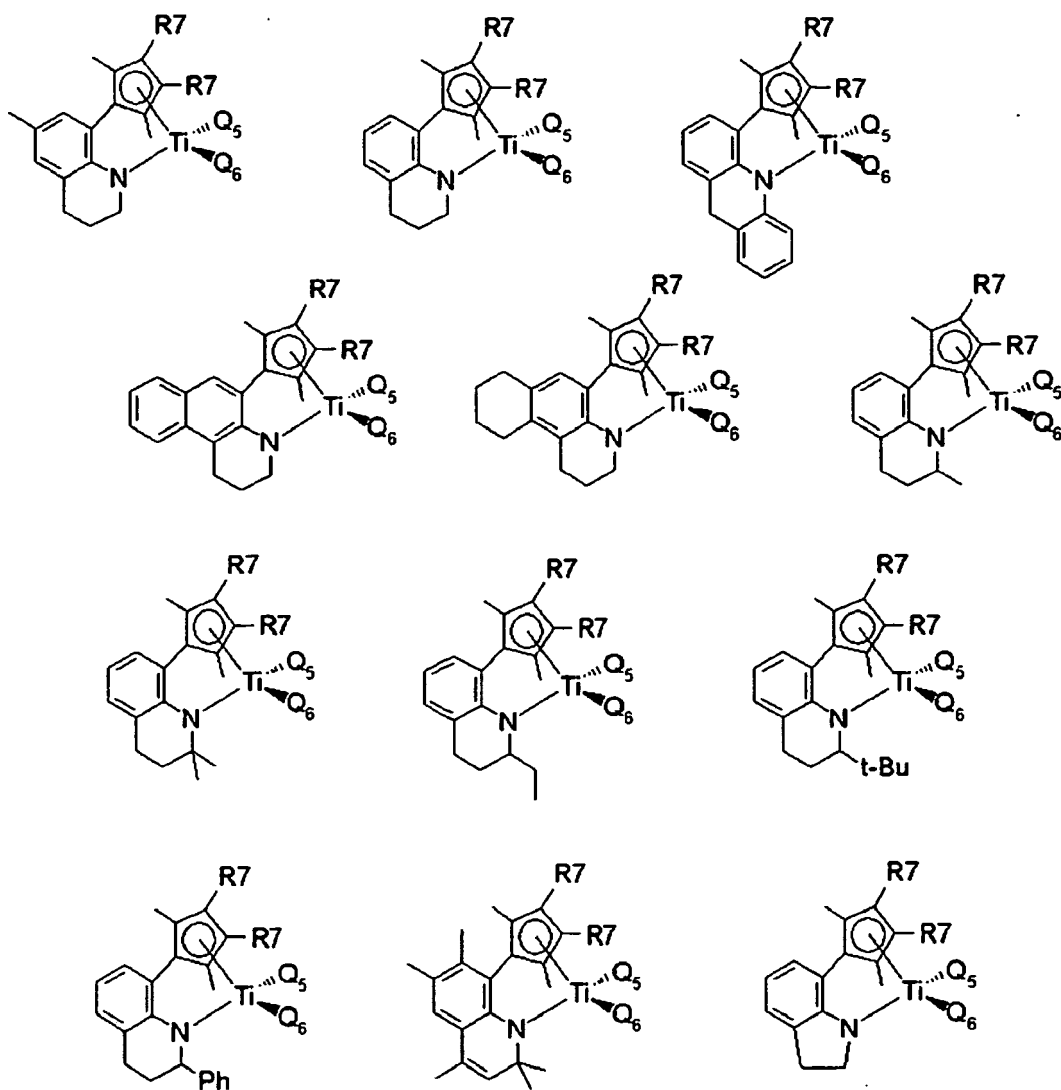


[0053] Formula 5 Formula 6 Formula 7

[0054] $-[Al(R_8)_2O]_a-$ $D(R_8)_3$ $[L-H]^+[ZA_4]^-$ or $[L]^+[ZA_4]^-$ [0055] Here, CY_1 , R_1 , R_2 , R_3 , R_8 , Q_1 , Q_2 , a , D , L , H , Z and A are described above.

[0056] The transition metal complex represented by Formula 1 in the method of preparing the catalyst composition may be one of compounds represented by the following Formulae.

[0057]



[0058] Here, R_7 , Q_5 and Q_6 are described above.

[0059] The molar ratio of the transition metal complex to the compound represented by Formula 5 or 6 may be in the range of 1:2 to 1:5000, and the molar ratio of the transition metal complex to the compound represented by Formula 7 may be in the range of 1:1 to 1:25.

[0060] According to another aspect of the present invention, there is provided a method of synthesizing an olefin polymer, wherein the catalyst composition is brought into contact with a monomer.

[0061] The monomer may be at least one monomer selected from the group consisting of ethylene, propylene, 1-butene, 1-pentene, 4-methyl-1-pentene, 1-hexene, 1-heptene, 1-octene, 1-decene, 1-undecene, 1-dodecene, 1-tetradecene, 1-hexadecene and 1-eicosene.

[0062] According to another aspect of the present invention, there is provided an olefin polymer synthesized using the method of synthesizing an olefin polymer.

[0063] The monomer that is used to synthesize the olefin polymer may include: ethylene; and at least one comonomer selected from the group consisting of propylene, 1-butene, 1-hexene, 4-methyl-1-pentene, and 1-octene.

[0064] A transition metal complex according to an embodiment of the present invention has an amido group connected by a phenylene bridge, so that a sterically hindered monomer easily approaches the transition metal complex and a pentagon ring structure of the transition metal complex is stably maintained, compared to a conventional transition metal complex having a silicon bridge and an oxido ligand. By using a catalyst composition including the transition metal complex according to an embodiment of the present invention, a polyolefin copolymer having a very low density less than 0.910 g/cm^3 can be obtained.

Advantageous Effects

[0065] A transition metal complex of the present invention has a pentagon ring structure having an amido group connected by a phenylene bridge in which a stable bond is formed in the vicinity of the metal site, and thus, a sterically hindered monomer can easily approach the transition metal complex. By using a catalyst composition including the transition metal complex according to the present invention, a linear low density polyolefin copolymer having a high molecular weight and a very low density polyolefin copolymer having a density of 0.910 g/cm^3 or less can be produced in a polymerization of monomers having large steric hindrance. Further, the reactivity for the olefin monomer having large steric hindrance is excellent.

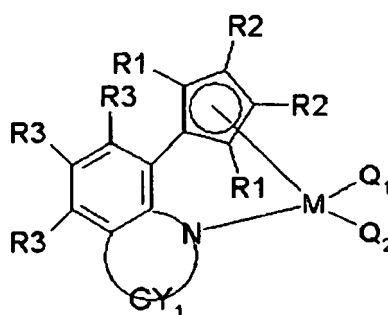
Best Mode

[0066] Hereinafter, the present invention will be described in detail by explaining embodiments of the invention.

[0067] A transition metal complex according to an embodiment of the present invention may be represented by Formula 1 below.

[0068]

Formula 1



[0069] Here, R_1 s and R_2 s are each independently a hydrogen atom; a C_{1-20} alkyl, C_{6-20} aryl or silyl radical; a C_{2-20} alkenyl, C_{7-20} alkylaryl, or C_{7-20} arylalkyl radical; or a metalloid radical of Group 14 substituted with a C_{1-20} hydrocarbyl, wherein R_1 and R_2 can be connected to each other by an alkylidene radical containing a C_{1-20} alkyl or aryl radical to form a ring;

[0070] each of the R_3 s are independently a hydrogen atom; a halogen radical; or a C_{1-20} alkyl, C_{6-20} aryl, C_{1-20} alkoxy, C_{6-20} aryloxy, or amido radical, wherein at least two R_3 can be connected to each other to form an aliphatic or aromatic

ring;

[0071] CY1 is a substituted or unsubstituted aliphatic or aromatic ring;

[0072] M is a Group 4 transition metal; and

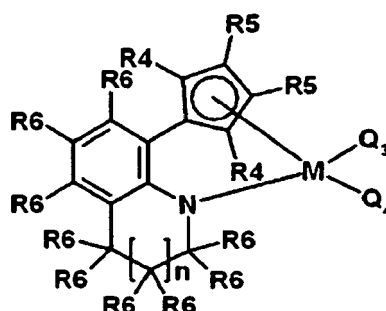
[0073] Q₁ and Q₂ are each independently a halogen radical; a C₁₋₂₀ alkylamido, or C₆₋₂₀ arylamido radical; a C₁₋₂₀ alkyl, C₂₋₂₀ alkenyl, C₆₋₂₀ aryl, C₇₋₂₀ alkylaryl, or C₇₋₂₀ arylalkyl radical; and a C₁₋₂₀ alkylidene radical.

[0074] A metal site of the transition metal complex represented by Formula 1 according to the current embodiment of the present invention is connected to a cyclopentadienyl ligand which is connected to a phenylene bridge to which a ring shaped amido group is introduced. Thus, by its structural inherence the angle of Cp-M-N structure tends to be narrow, and a wide angle tends to be maintained in the Q₁-M-Q₂ structure to which a monomer approaches. In addition, compared to a CGC structure that includes a silicon bridge, the transition metal complex represented by Formula 1 has a stable and strong ring in which Cp, a phenylene bridge, nitrogen, and a metal site forms a pentagon structure. That is, a securer complex compound structure can be obtained since the nitrogen atom in the amido group is cyclically connected to the phenylene bridge through two bonds. Accordingly, when the complex compound which is activated by a cocatalyst such as methylaluminoxane or B(C₆F₅)₃, is applied to the synthesis of polyolefin, a polyolefin which has a high activity, a high molecular weight, and a high degree of copolymerization can be obtained even at a high reaction temperature. In particular, a very low density polyolefin copolymer having a density of 0.910 g/cm³ or less as well as 0.910 - 0.930 g/cm³ can also be prepared since the structure of the catalyst can contain a great amount of α -olefin. Various substituents can be included in a cyclopentadienyl ring and a quinoline-based ring. Thus, the structures and properties of the polyolefin can be controlled since electronic and steric environments in the vicinity of the metal can be easily controlled. The transition metal complex according to the current embodiment of the present invention may be used to prepare a catalyst that is used to polymerize olefin monomers. However, use of the transition metal complex is not limited thereto.

[0075] The transition metal complex represented by Formula 1 may have a structure represented by Formula 2. The compound represented by Formula 2 can control electronic and steric environments in the vicinity of metal.

[0076]

Formula 2



[0077] Here, R₄s and R₅s are each independently a hydrogen atom; and a C₁₋₂₀ alkyl, C₆₋₂₀ aryl or silyl radical;

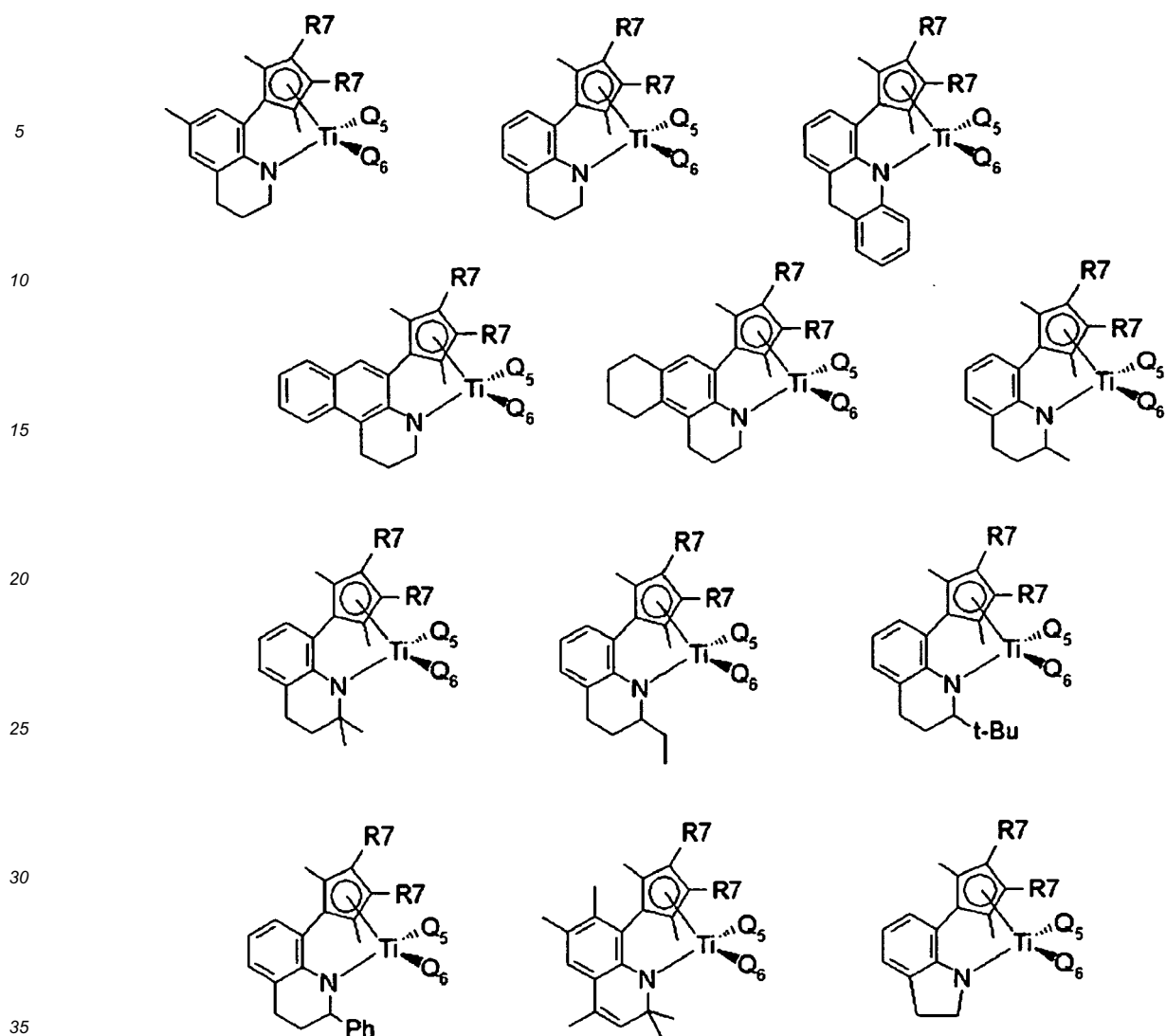
[0078] each of the R₆s are independently a hydrogen atom; a C₁₋₂₀ alkyl or C₆₋₂₀ aryl radical; a C₂₋₂₀ alkenyl, C₇₋₂₀ alkylaryl or C₇₋₂₀ arylalkyl radical; and a C₁₋₂₀ alkoxyl, C₆₋₂₀ aryloxyl or amido radical, wherein at least two R₆ scan be connected to each other to form an aliphatic or aromatic ring;

[0079] Q₃ and Q₄ are each independently a halogen radical; a C₁₋₂₀ alkylamido or C₆₋₂₀ arylamido radical; and a C₁₋₂₀ alkyl radical; n is a integer such as 0 or 1; and

[0080] M is a Group 4 transition metal.

[0081] The transition metal complex represented by Formula 1 or 2 may be one of the compounds represented by the following Formulae. These compounds can control electronic and steric environments in the vicinity of metal.

[0082]



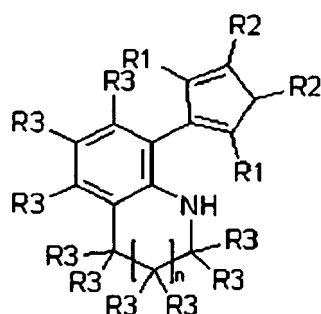
[0083] Here, each of the R₇ s are independently a hydrogen atom or a methyl radical, and

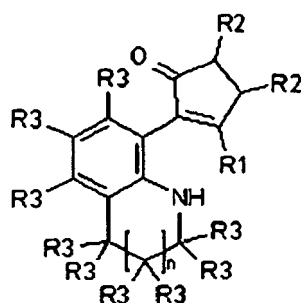
[0084] Q₅ and Q₆ are each independently a methyl, dimethylamido or chloride radical.

[0085] According to another embodiment of the present invention, there is provided an amine-based compound represented by Formulae 3 and 4 below as a ligand of the transition metal complex of Formula 1 or 2.

[0086]

Formula 3 Formula 4





[0087] Here, R_1 , R_2 and R_3 are as described above.

[0088] And, n is a integer such as 0 or 1.

[0089] When these ligands are coordinated with metal, a phenylene bridge is formed, and nitrogen and cyclopentadiene are coordinated with metal. These compounds may be used as ligands of the transition metal complex. However, use of the compounds is not limited thereto. That is the compounds can be used in any applications.

[0090] According to an embodiment of the present invention, there is provided a catalyst composition including: a transition metal complex represented by Formula 1 or 2; and at least one cocatalyst compound selected from the group consisting of compounds represented by Formulae 5, 6, and 7 below.

[0091] The catalyst composition may be used for homopolymerization or copolymerization of olefin.

[0092] Formula 5

[0093] $-[Al(R_8)-O]_a-$

[0094] Here, each of the R_8 s are independently a halogen radical; a C_{1-20} hydrocarbyl radical; or a C_{1-20} hydrocarbyl radical substituted with a halogen atom, and a is an integer of 2 or greater.

[0095] Formula 6

[0096] $D(R_8)_3$

[0097] Here, D is aluminum or boron, and R_8 is as described above.

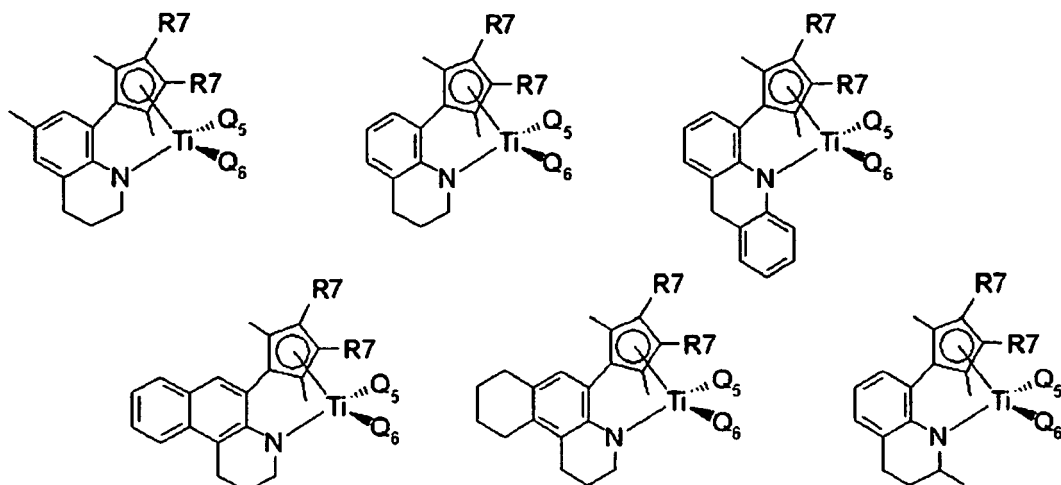
[0098] Formula 7

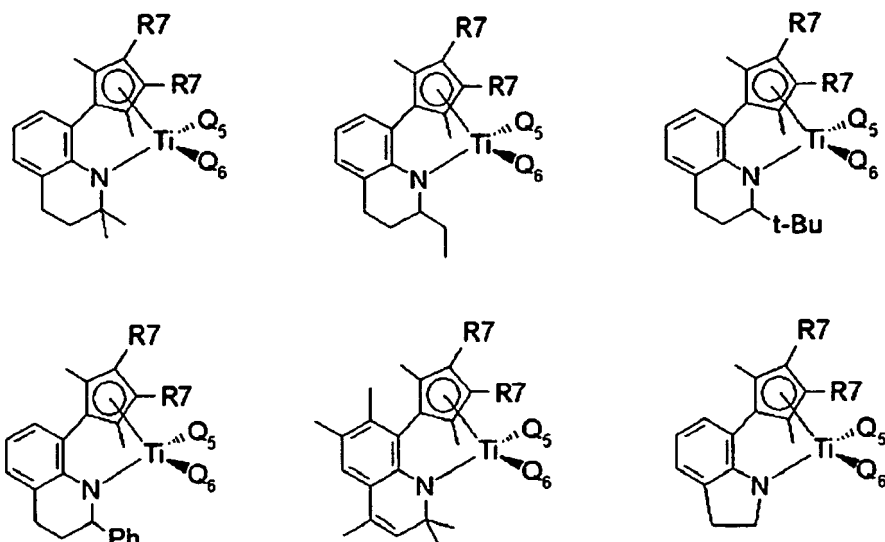
[0099] $[L-H]^+[Z(A)_4]^-$ or $[L]^+[Z(A)_4]^-$

[0100] Here, L is a neutral or cationic Lewis acid; H is a hydrogen atom; Z is a Group 13 atom; and each of the A s are independently a C_{6-20} aryl or C_{1-20} alkyl radical in which at least one hydrogen atom is substituted with a halogen atom, or a C_{1-20} hydrocarbyl, C_{1-20} alkoxy, or phenoxy radical.

[0101] The transition metal complex represented by Formula 1 of the catalyst composition may be one of the compounds represented by the following Formulae.

[0102]





[0103] Here, each of the R_7 s are independently a hydrogen atom or a metal radical, and Q_5 and Q_6 are each independently a methyl, dimethylamido or chloride radical.

[0104] A method of preparing the catalyst composition according to an embodiment of the present invention includes: bringing the transition metal complex represented by Formula 1 into contact with a compound represented by Formula 5 or 6 to obtain a mixture; and adding a compound represented by Formula 7 to the mixture.

[0105] A method of preparing the catalyst composition according to another embodiment of the present invention includes bringing the transition metal complex represented by Formula 1 into contact with a compound represented by Formula 7.

[0106] In the former method, the molar ratio of the transition metal complex to the compound represented by Formula 5 or 6 may be in the range of 1:2 to 1:5,000, more preferably in the range of 1:10 to 1:1,000, and most preferably in the range of 1:20 to 1:500.

[0107] Meanwhile, the molar ratio of the transition metal complex to the compound represented by Formula 7 may be in the range of 1:1 to 1:25, more preferably in the range of 1:1 to 1:10, and most preferably in the range of 1:1 to 1:5.

[0108] When the molar ratio of the transition metal complex to the compound represented by Formula 5 or 6 is less than 1:2, the metal compound is insufficiently alkylated since the amount of an alkylating agent is too small. On the other hand, when the molar ratio of the transition metal complex to the compound represented by Formula 5 or 6 is greater than 1:5,000, the metal compound is alkylated, but excess alkylating agent can react with the activator of Formula 7 so that the alkylated metal compound is less activated. When the molar ratio of the transition metal complex to the compound represented by Formula 7 is less than 1:1, the amount of the activator is relatively small so that the metal compound is less activated. On the other hand, when the molar ratio of the transition metal complex to the compound represented by Formula 7 is greater than 1:25, the metal compound may be completely activated but excess activator remains, that is, the preparation process for the catalyst composition is expensive, and the obtained polymer purity is poor.

[0109] In the latter method, the molar ratio of the transition metal complex to the compound represented by Formula 7 may be in the range of 1:10 to 1:10,000, more preferably in the range of 1:100 to 1:5,000, and most preferably in the range of 1:500 to 1:2,000. When the molar ratio of the transition metal complex to the compound represented by Formula 7 is less than 1:10, the metal compound is insufficiently alkylated since the amount of an alkylating agent is relatively small. On the other hand, when the molar ratio of the transition metal complex to the compound represented by Formula 7 is greater than 1:10,000, the metal compound may be completely activated but excess activator remains, that is, the preparation process for the catalyst composition is expensive, and the obtained polymer purity is poor.

[0110] A reaction solvent used in the preparation of the activated catalyst composition may be a hydrocarbon solvent such as pentane, hexane, or heptane, or an aromatic solvent such as benzene and toluene, but is not limited thereto and any solvent that is used in the art can be used.

[0111] In addition, the transition metal complex represented by Formula 1 or 2 and the cocatalyst may be loaded on silica or alumina.

[0112] The compound represented by Formula 5 may be an alkylaluminumoxane, more preferably one of methylaluminumoxane, ethylaluminumoxane, isobutylaluminumoxane, and butylaluminumoxane, and most preferably methylaluminumoxane.

[0113] The compound represented by Formula 6 may be one of trimethylaluminum, triethylaluminum, triisobutylaluminum, tripropylaluminum, tributylaluminum, dimethylchloroaluminum, triisopropylaluminum, tri-*s*-butylaluminum, tricyclopentylaluminum, tripentylaluminum, triisopentylaluminum, trihexylaluminum, trioctylaluminum, ethyldimethylalumi-

num, methyldiethylaluminum, triphenylaluminum, trip-tolylaluminum, dimethylaluminum methoxide, dimethylaluminum ethoxide, trimethylboron, triethylboron, triisobutylboron, dipropylboron, and tributylboron, and more preferably trimethylaluminum, triethylaluminum, or triisobutylaluminum.

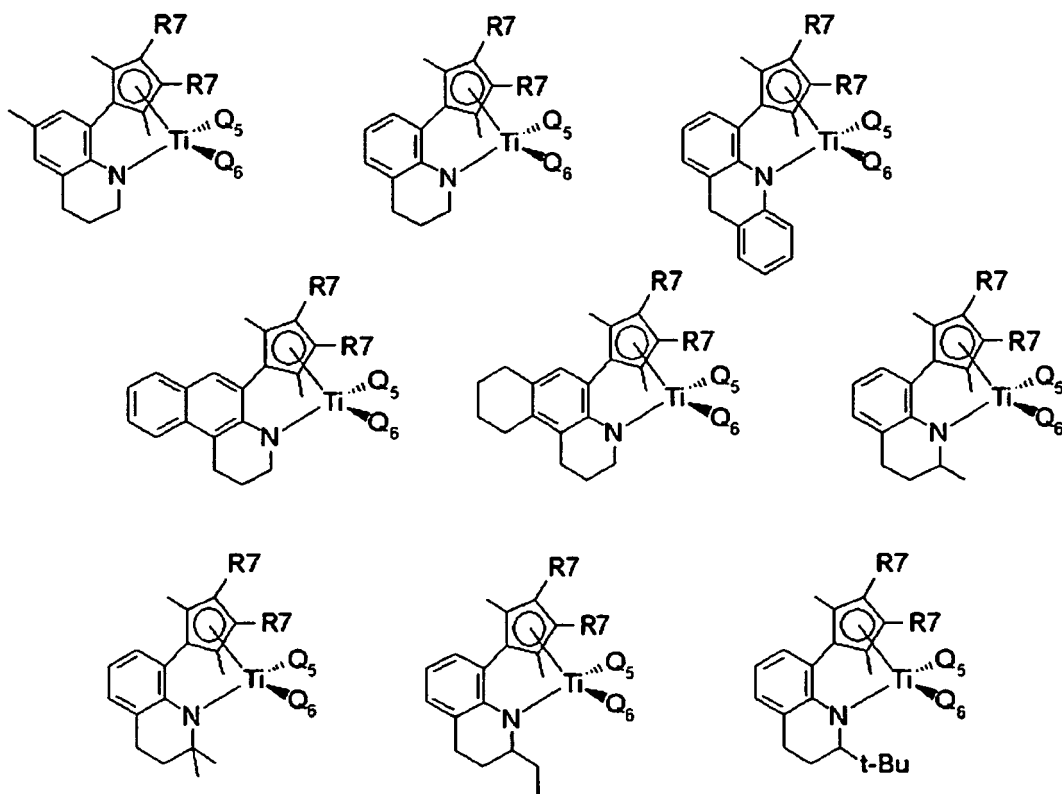
[0114] Examples of the compound represented by Formula 7 may include triethylammoniumtetraphenylboron, tributylammoniumtetraphenylboron, trimethylammoniumtetraphenylboron, tripropylammoniumtetraphenylboron, trimethylammoniumtetra(p-tolyl)boron, trimethylammoniumtetra(o,p-dimethylphenyl)boron, tributylammoniumtetra(p-trifluoromethylphenyl)boron, trimethylammoniumtetra(p-trifluoromethylphenyl)boron, tributylammoniumtetrapentafluorophenylboron, N,N-diethylanilinium tetraphenylboron, N,N-diethyl anilinium tetraphenylboron, N,N-diethyl anilinium tetrapentafluorophenylboron, diethylammoniumtetrapentafluorophenylboron, triphenylphosphoniumtetraphenylboron, trimethylphosphoniumtetraphenylboron, triethylammoniumtetraphenylaluminum, tributylammoniumtetraphenylaluminum, trimethylammoniumtetraphenylaluminum, tripropylammoniumtetraphenylaluminum, trimethylammoniumtetra(p-tolyl)aluminum, tripropylammoniumtetra(p-tolyl)aluminum, triethylammoniumtetra(o,p-dimethylphenyl)aluminum, tributylammoniumtetra(p-trifluoromethylphenyl)aluminum, trimethylammoniumtetra(p-trifluoromethylphenyl)aluminum, tributylammoniumtetrapentafluorophenylaluminum, NN-diethyl anilinium tetraphenylaluminum, N,N-diethyl anilinium tetraphenylaluminum, N,N-diethyl anilinium tetrapentafluorophenylaluminum, diethylammoniumtetrapentatetraphenylaluminum, triphenylphosphoniumtetraphenylaluminum, trimethylphosphoniumtetraphenylaluminum, triethylammoniumtetraphenylaluminum, tributylammoniumtetraphenylaluminum, trimethylammoniumtetraphenylboron, tripropylammoniumtetraphenylboron, trimethylammoniumtetra(p-tolyl)boron, tripropylammoniumtetra(p-tolyl)boron, triethylammoniumtetra(o,p-dimethylphenyl)boron, trimethylammoniumtetra(o,p-dimethylphenyl)boron, tributylammoniumtetra(p-trifluoromethylphenyl)boron, trimethylammoniumtetra(p-trifluoromethylphenyl)boron, tributylammoniumtetrapentafluorophenylboron, N,N-diethyl anilinium tetraphenylboron, N,N-diethyl anilinium tetraphenylboron, N,N-diethyl anilinium tetrapentafluorophenylboron, diethylammoniumtetrapentafluorophenylboron, triphenylphosphoniumtetraphenylboron, triphenylcarboniumtetra(p-trifluoromethylphenyl)boron, and triphenylcarboniumtetrapentafluorophenylboron.

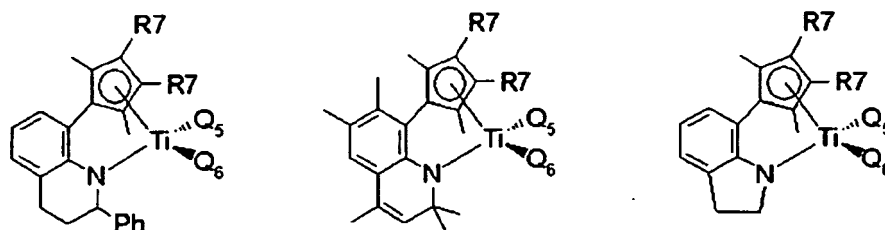
[0115] According to an embodiment of the present invention, there is provided a method of synthesizing an olefin polymer using the catalyst composition.

[0116] In the method, the catalyst composition including a transition metal complex represented by Formula 1 or 2 and at least one compound selected from the group consisting of compounds represented by Formulae 5, 6, and 7 is brought into contact with an olefin-based monomer to prepare a polyolefin homopolymer or copolymer.

[0117] The transition metal complex that is used in the method of preparing the homopolymer or copolymer may be represented by one of the following Formulae.

[0118]





[0119] Here, each of the R_7 s are independently a hydrogen atom or a methyl radical, and

[0120] Q_5 and Q_6 are each independently a methyl, dimethylamido or chloride radical.

[0121] A polymerization process using the catalyst composition may be a solution process, but when the catalyst composition is used together with an inorganic support, such as silica, the polymerization process can also be a slurry or gas phase process.

[0122] In the method, the catalyst composition may be dissolved or diluted in a solvent suitable for olefin polymerization, before being used. Examples of the solvent may include a C_{5-12} aliphatic hydrocarbon solvent such as pentane, hexane, heptane, nonane, decane, and derivatives thereof; an aromatic hydrocarbon solvent such as toluene or benzene; and a hydrocarbon solvent substituted with a chlorine atom such as dichloromethane or chlorobenzene. The solvent may be treated with a small amount of alkylaluminum to eliminate a small amount of water and air which poison the catalyst composition, or a cocatalyst can further be used.

[0123] Examples of the olefin-based monomer which is polymerized using the metal complexes and the cocatalysts may include α -olefin and a cyclic olefin. A diene olefin-based monomer or a triene olefin-based monomer which have at least two double bonds may also be polymerized. Examples of the olefin-based monomer or triene olefin-based monomer may include ethylene, propylene, 1-butene, 1-pentene, 4-methyl-1-pentene, 1-hexene, 1-heptene, 1-octene, 1-decene, 1-undecene, 1-dodecene, 1-tetradecene, 1-hexadecene and 1-eicosene, norbornene, norbornadiene, ethylidene norbornene, phenylnorbornene, vinyl norbornene, dicyclopentadiene, 1,4-butadiene, 1,5-pentadiene, 1,6-hexadiene, styrene, α -methylstyrene, divinylbenzene, and 3-chloromethyl styrene. More than two of the monomers may be mixed and copolymerized.

[0124] In particular, the catalyst composition according to an embodiment of the present invention is used to copolymerize ethylene and 1-octene having large steric hindrance at a high reaction temperature of 90 °C or higher to thereby obtain a copolymer having high molecular weight but having a very low density less than 0.910 g/cm³.

[0125] According to an embodiment of the present invention, there is provided an olefin polymer prepared using a method of synthesizing an olefin

[0126] The olefin polymer may be a homopolymer or a copolymer. When the olefin polymer is a copolymer of ethylene and a comonomer, the monomer may be at least one copolymer selected from the group consisting of ethylene, propylene, 1-butene, 1-hexene, 4-methyl-1-pentene, and 1-octene.

[0127] The present invention will be described in greater detail with reference to the following examples.

[0128] Synthesis of ligands and transition metal complexes

[0129] Organic reagents and solvents were obtained from Aldrich Co., Inc. and Merck Co., Inc. and purified using a standard method. Each process for the synthesis was performed while isolated from air and moisture to improve reproducibility of experiments. The structure of compounds produced in the following examples was identified using a 400 MHz nuclear magnetic resonance (NMR) and an X-ray spectrometer.

[0130] Example 1

[0131] 5-bromo-7-methyl-1,2,3,4-tetrahydroquinoline

[0132] 1.16 g (7.90 mmol) of 6-methyl-1,2,3,4-tetrahydroquinoline was dissolved in 4 ml of carbon tetrachloride and the solution was cooled to -20 °C. 1.41 g (7.90 mmol) of solid-state N-bromosuccinimide was slowly added to the solution and the resultant mixture was reacted at room temperature for 5 hours. The product was filtered using a column chromatography with a MC/hexane (v:v = 1:1) solvent, and 0.71 g of pale yellow oil was obtained (40%).

[0133] ¹H NMR (C_6D_6): δ 1.42-1.52 (m, 2H, CH_2), 2.00 (s, 3H, CH_3), 2.39 (t, J = 6.4 Hz, 2H, CH_2), 2.75 (dt, J = 2.8, 8.4 Hz, 2H, N- CH_2), 4.04 (br s, 1H, NH), 6.51 (s, 1H, C_6H_2), 7.09 (s, 1H, C_6H_2) ppm. ¹³C{¹H} NMR (C_6D_6): δ 20.06, 22.04, 27.60, 41.91, 108.84, 122.59, 126.16, 129.48, 130.67, 139.79 ppm. Anal. Calc. ($C_{10}H_{12}BrN$): C, 53.12; H, 5.35; N, 6.19 %. Found: C, 53.30; H, 5.13; N, 6.51 %.

[0134] Example 2

[0135] 5-(3,4-dimethyl-2-cyclopentene-1-one)-7-methyl-1,2,3,4-tetrahydroquinoline

[0136] 1.27 g (8.26 mmol) of 2-(dihydroxyboryl)-3,4-dimethyl-2-cyclopentene-1-one, 1.25 g (11.8 mmol) of Na_2CO_3 , 0.182 g (0.157 mmol) of $Pd(PPh_3)_4$ (Ph: phenyl group) and 7.87 mmol of 5-bromo-7-methyl-1,2,3,4-tetrahydroquinoline were mixed. 21 ml of degassed dimethylether (DME) and 7 ml of distilled water were added to the mixture. The resultant mixture was heated at 95 °C overnight. The reaction mixture was cooled to room temperature, and about twice extracted

with 50 ml of ethylacetate. The product was filtered using a column chromatography with a hexane/ethylacetate (v:v = 2:1) solvent, and a pale yellow solid product was obtained (90%).

[0137] ^1H NMR (C_6D_6): δ 0.77 (d, J = 7.2 Hz, 3H, CH_3), 1.59-1.70 (m, 2H, $\text{CH}_2\text{CH}_2\text{CH}_2$), 1.65 (s, 3H, CH_3), 1.84 (dd, J = 2.4, 18.4 Hz, 1H, OCCH_2), 2.21 (s, 3H, CH_3), 2.20-2.30 (m, 1H, CH), 2.44 (dd, J = 6.4, 18.4 Hz, 1H, OCCH_2), 2.60 (br t, J = 6 Hz, 2H, CH_2), 2.97 (br t, J = 5.6 Hz, 2H, N- CH_2), 4.06 (s, 1H, NH), 6.66 (s, 1H, CH, C_6H_2), 6.74 (s, 1H, C_6H_2) ppm. $^{13}\text{C}\{^1\text{H}\}$ NMR (C_6D_6): δ 15.83, 19.06, 20.58, 22.51, 27.92, 37.52, 42.48, 43.55 ppm. Anal. Calc. ($\text{C}_{17}\text{H}_{21}\text{NO}$): C, 79.96; H, 8.29; N, 5.49 %. Found: C, 80.17; H, 8.44; N, 5.75 %.

[0138] Example 3

[0139] 5-(2,3,5-trimethyl-1,3-cyclopentadienyl)-7-methyl-1,2,3,4-tetrahydroquinoline

[0140] 21.4 mmol of anhydrous $\text{La}(\text{OTf})_3$ (Tf: triflate) was mixed with 24 ml of tetrahydrofuran (THF) and the mixture was cooled to -78°C . 13.4 ml (21.4 mmol) of MeLi (Me: methyl) was added to the mixture and reacted for about 1 hour. 7.13 mmol of 5-(3,4-dimethyl-2-cyclopentene-1-one)-7-methyl-1,2,3,4-tetrahydroquinoline was added to the mixture and reacted at -78°C for 2 hours. The resultant mixture was extracted using water and acetate. The obtained organic layer was added to 20 ml (2N) of HCl and the mixture was shaken for 2 minutes. The resultant mixture was neutralized with 20 ml of NaHCO_3 water solution and dried with MgSO_4 . The product was filtered using a column chromatography with hexane/ethylacetate (v:v = 10:1) solvent, and a pale yellow solid product was obtained (40%).

[0141] ^1H NMR (C_6D_6): δ 1.66-1.71 (m, 2H, $\text{CH}_2\text{CH}_2\text{CH}_2$), 1.80 (s, 3H, CH_3), 1.89 (s, 3H, CH_3), 1.90 (s, 3H, CH_3), 2.24 (s, 3H, CH_3), 2.64 (br t, J = 6.4 Hz, 2H, CH_2), 2.74 (d, J = 2 Hz, 2H, CH_2), 2.86-2.92 (m, 2H, N- CH_2), 3.62 (br s, 1H, NH), 6.75 (s, 1H, C_6H_2), 6.77 (s, 1H, C_6H_2) ppm. $^{13}\text{C}\{^1\text{H}\}$ NMR (C_6D_6): δ 11.85, 13.61, 14.39, 20.74, 22.86, 27.70, 42.20, 48.88, 120.81, 122.01, 124.78, 128.68, 129.36, 132.87, 136.36, 136.65, 140.75, 141.15 ppm.

[0142] Example 4

[0143] (((7-Methyl-1,2,3,4-tetrahydroquinolin-8-yl)trimethylcyclopentadienyl-eta⁵,kappa-N]titanium bis(dimethylamide)) compound

[0144] 0.696 mmol of 5-(2,3,5-trimethyl-1,3-cyclopentadienyl)-7-methyl-1,2,3,4-tetrahydroquinoline ligand and 0.156 g (0.696 mmol) of $\text{Ti}(\text{NMe}_2)_4$ were dissolved in 2 ml of toluene. The mixture was reacted at 80°C for two days. After the solvents were eliminated, a red solid product was obtained (100%). The obtained titanium compound was identified through ^1H -NMR spectroscopy.

[0145] ^1H NMR (C_6D_6): δ 1.69-1.74 (m, 2H, $\text{CH}_2\text{CH}_2\text{CH}_2$), 1.86 (s, 3H, CH_3), 1.88 (s, 3H, CH_3), 1.92 (s, 3H, CH_3), 2.31 (s, 3H, CH_3), 2.57 (t, J = 5.6 Hz, 2H, CH_2), 2.95 (s, 6H, NCH₃), 3.27 (s, 6H, NCH₃), 4.02 (ddd, J = 5.2, 7.2, 12.0 Hz, 1H, NCH₂), 4.24 (dt, J = 5.2, 12.4 Hz, 1H, NCH₂), 5.78 (s, 1H, Cp-H), 6.77 (s, 1H, C_6H_2), 6.91 (s, 1H, C_6H_2) ppm.

[0146] Example 5

[0147] (((7-Methyl-1,2,3,4-tetrahydroquinolin-8-yl)trimethylcyclopentadienyl-eta⁵,kappa-N]titanium dichloride) compound

[0148] 2 ml of toluene was added to the bis(dimethylamido)titanium compound that was obtained in Example 4. 0.269 g (2.09 mmol) of Me_2SiCl_2 was added to the mixture at room temperature and the mixture was reacted for about 4 hours. The obtained product was recrystallized in hexane at -30°C and 0.183 g of a pure red solid product was obtained (66%).

[0149] ^1H NMR (C_6D_6): δ 1.36 - 1.44 (m, 2H, $\text{CH}_2\text{CH}_2\text{CH}_2$), 1.76 (s, 3H, CH_3), 1.85 (s, 3H, CH_3), 2.07 (s, 3H, CH_3), 2.18 (s, 3H, CH_3), 2.12 (t, J = 4 Hz, 2H, CH_2), 4.50-4.70 (m, 2H, N- CH_2), 6.02 (s, 1H, Cp-H), 6.59 (s, 1H, C_6H_2), 6.78 (s, 1H, C_6H_2) ppm. $^{13}\text{C}\{^1\text{H}\}$ NMR (C_6D_6): 12.76, 14.87, 15.06, 21.14, 22.39, 26.32, 54.18, 117.49, 120.40, 126.98, 129.53, 130.96, 131.05, 133.19, 143.22, 143.60, 160.82 ppm. Anal. Calc. ($\text{C}_{18}\text{H}_{15}\text{Cl}_2\text{NTi}$): C, 58.41; H, 5.72; N, 3.78%. Found: C, 58.19; H, 5.93; N, 3.89 %.

[0150] Example 6

[0151] 5-(tetramethyl-1,3-cyclopentadienyl)-1,2,3,4-tetrahydroquinoline

[0152] 957 mg (7.185 mmol) of 1,2,3,4-tetrahydroquinoline was dissolved in 10 ml of THF, and stirred at -78°C for 30 minutes. 2.87 ml (7.185 mmol) of nBuLi was added thereto using a syringe under a nitrogen atmosphere (yellow suspension). The mixture was sufficiently stirred for 3 hours, and the temperature was increased to -20°C to eliminate the gas. The temperature was cooled again to -78°C and CO_2 was injected to the mixture (The color of the mixture turned to colorless white). The temperature was increased to -20°C and the remaining CO_2 was eliminated in vacuum for 1 hour. Then, 5.07 ml (8.622 mmol) of tert-butyllithium (BuLi) was added to the mixture (The color of the mixture turned to red). While the temperature was maintained at -20°C , the mixture was sufficiently stirred for 2 hours, and 26.1 ml (8.622 mmol) of 0.33 M $\text{CeCl}_3 \cdot 2\text{LiCl}$ solution dissolved in THF and 1.182 g (8.622 mmol) of tetramethyl cyclopentenone were added to the mixture under a nitrogen atmosphere. While the temperature was gradually increased to room temperature, the solvents were eliminated by venting. Then, the mixture was titrated using pentane under a nitrogen atmosphere and filtered to obtain a white crystalline powder (41 %).

[0153] ^1H NMR (C_6D_6): δ 1.00 (d, J = 6.4 Hz, 3H, Cp- CH_3), 1.66 - 1.74 (m, 2H, quinoline- CH_2), 2.64 (t, J = 6.0 Hz, 2H, quinoline- CH_2), 2.78-2.98 (m, 2H, quinoline-CH), 3.05 (br s, 1H, Cp-H), 3.76 (br s, 1H, N-H), 6.76 (t, J = 7.2 Hz, 1H, quinoline-CH), 6.91 (d, J = 5.6 Hz, 1H, quinoline-CH), 6.93 (d, J = 7.2 Hz, 1H, quinoline-CH) ppm

[0154] Example 7

[0155] [(1,2,3,4-Tetrahydroquinolin-8-yl)tetramethylcyclopentadienyl-eta5,kappa-N] titanium dimethyl) compound

[0156] 220 mg (0.792 mmol) of 2.5 M n-butyllithium (n-BuLi) was gradually added to a cold (-30 °C) solution of 100 mg (0.396 mmol) of the obtained compound in Example 6 dissolved in ether while stirring. The temperature of the mixture was increased to room temperature. The resultant mixture was reacted for 6 hours, filtered, and washed several times with ether. Then the ether was evaporated in vacuum to obtain 90 mg of a pale yellow solid product (dilithium salt compound). It was identified that 0.43 equivalent of ether was coordinated (77%) through ¹H NMR and ¹³C NMR spectroscopy.

[0157] ¹H NMR(C6D6): δ 2.03(br s, 2H, Quinoline-CH₂), 2.16(br s, 12H, Cp-CH₃), 3.14(br s, 2H, Quinoline-CH₂), 3.85 (brs, 2H, Quinoline-CH₂), 6.33(t, J=6.4 Hz, 1H, Quinoline-CH), 6.95(d, J=0.8 Hz, Quinoline-CH), 7.32(brs, 1H, Quinoline-CH)ppm.

[0158] 66 mg (0.235 mmol) of TiCl₄.DME was mixed with ether at -30 °C and the mixture was placed in a refrigerator for about 1 hour. Then, 3 ml (0.470 mmol) of 1.4 M methyllithium (MeLi) was gradually added to the mixture while stirring. After stirring for 15 minutes, 70 mg (0.235 mmol) of dilithium salt compound was added to the mixture. The mixture was reacted for 3 hours while stirring at room temperature. Then the solvent was evaporated in vacuum and the mixture was dissolved in pentane and filtered. The pentane in the resultant mixture was evaporated under a vacuum, and thus 52 mg of dark brown titanium complex was obtained (67%).

[0159] ¹H NMR(C6D6): δ 7.00 (d, J = 7.6 Hz, 1H), 9.92 (d, J = 7.6 Hz, 1H), 6.83 (t, J = 7.6 Hz, 1H), 4.53 (m, 2H), 2.47 (t, J = 6.4 Hz, 2H), 2.05 (s, 6H), 1.66 (s, 6H), 1.76-1.65 (m, 2H), 0.58 (s, 6H).

[0160] Example 8

[0161] 5-Indenyl-1,2,3,4-tetrahydroquinoline

[0162] Yellow oil was obtained in the same manner as in Example 6, except that indenone was used instead of tetramethyl cyclopentenone and the product was filtered using a column chromatography with a hexane/ethyl acetate (v:v = 20:1) solvent (Yield: 49%).

[0163] ¹H NMR(C6D6) : δ 1.58-1.64 (m, 2H, quin-CH₂), 2.63 (t, J = 6.8 Hz, 2H, quin-CH₂), 2.72-2.77 (m, 2H, quin-CH₂), 3.17 (d, J = 2.4 Hz, 2H, indenyl-CH₂), 3.85 (br s, 1H, N-H), 6.35 (t, J = 2.0 Hz, 1H, indenyl-CH), 6.76 (t, J = 7.6 Hz, 1H, quin-CH), 6.98 (d, J = 7.2 Hz, 1H, quin-CH), 7.17 (td, J = 1.6, 7.2 Hz, 1H, quin-CH), 7.20 (td, J = 1.6, 7.2 Hz, 2H, indenyl-CH), 7.34 (d, J = 7.2 Hz, 1H, indenyl-CH), 7.45 (dd, J = 1.2, 6.8 Hz, 1H, indenyl-CH)ppm. ¹³C NMR(C6D6) : δ 12.12, 23.08, 27.30, 48.84, 51.01, 119.70, 119.96, 120.95, 126.99, 128.73, 131.67, 136.21 ppm.

[0164] Example 9

[0165] [(1,2,3,4-Tetrahydroquinolin-8-yl)indenyl-eta5,kappa-N] titanium dimethyl

[0166] A dilithium salt compound was obtained in the same manner as in Example 7 using 5-indenyl-1,2,3,4-tetrahydroquinoline (Yield: 95%).

[0167] ¹H NMR(C6D6) : δ 2.02 (t, J = 4.8 Hz, 2H, quin-CH₂), 3.15 (t, J = 5.6 Hz, 2H, quin-CH₂), 3.94 (br s, 2H, quin-CH₂), 6.31 (t, J = 7.2 Hz, 1H, indenyl-CH), 6.76-6.83 (m, 2H, quin-CH), 6.99 (t, J = 7.2, 2.0 Hz, 2H, quin-CH), 7.48 (d, J = 7.2 Hz, 2H, indenyl-CH), 8.02 (t, J = 8.0 Hz, 2H, indenyl-CH) ppm.

[0168] A titanium compound was prepared using the obtained dilithium salt compound in the same manner as in Example 7 (Yield: 47%).

[0169] ¹H NMR(C6D6) : δ -0.01 (s, 3H, Ti-CH₃), 0.85 (s, 3H, Ti-CH₃), 1.56-1.68 (m, 2H, quin-CH₂), 2.43 (t, J = 6.4 Hz, 2H, quin-CH₂), 6.30 (d, J = 3.6 Hz, 1H, indenyl-CH), 6.61 (d, J = 3.6 Hz, 1H, indenyl-CH), 6.70 (ddd, J = 0.8, 6.8, 8.4 Hz, 1H, indenyl-CH), 6.85 (t, J = 7.6 Hz, 1H, quin-CH), 6.95 (tt, J = 0.8, 6.8 Hz, 1H, quin-CH), 7.01 (tdd, J = 0.8, 6.8, 8.4 Hz, 2H, indenyl-CH), 7.13-7.17 (m, 1H, quin-CH), 7.48 (d, J = 8.4 Hz, 1H, indenyl-CH) ppm. ¹³C NMR(C6D6) : δ 22.83, 27.16, 49.35, 55.12, 58.75, 103.36, 119.63, 120.30, 123.18, 125.26, 125.60, 127.18, 127.36, 127.83, 129.13, 129.56, 135.10, 161.74ppm.

[0170] Example 10

[0171] 5-Fluorenyl-1,2,3,4-tetrahydroquinoline

[0172] A yellow solid compound was obtained in the same manner as in Example 6, except that fluorenone was used instead of tetramethyl cyclopentenone and the product was filtered using a column chromatography with a hexane/ethyl acetate (v:v = 20:1) solvent and recrystallized in diethyl ether (Yield: 56%).

[0173] ¹H NMR(C6D6) : δ 1.20 (t, J = 7.6 Hz, 2H, quin-CH₂), 1.71 (s, 1H, xx), 2.29 (s, 2H, quin-CH), 2.38(t, J = 6.0 Hz, 2H, quin-CH), 2.64 (s, 1H, quin-CH), 2.72 (s, 2H, quin-CH₂), 2.30 (s, 1H, N-H), 3.82 (s, 0.5H, N-H), 4.81 (s, 1H, quin-CH), 6.42 (d, J = 7.2 Hz, 2H, quin-CH), 6.81 (t, J = 7.2 Hz, 1H, quin-CH), 6.94 (dd, J = 1.2, 7.2 Hz, 1H, quin-CH), 7.10 (d, J = 7.6 Hz, 2H, fluorenyl-CH), 7.23 (t, J = 7.2 Hz, 2H, fluorenyl-CH), 7.32(d, J = 7.6 Hz, 2H, fluorenyl-CH), 7.42 (d, J = 6.8 Hz, 1H, quin-CH), 7.67 (d, J = 7.2 Hz, 2H, fluorenyl-CH)ppm.

[0174] Example 11

[0175] [(1,2,3,4-Tetrahydroquinolin-8-yl)fluorenyl-eta5,kappa-N] titanium dimethyl

[0176] A dilithium salt compound was obtained in the same manner as in Example 7 using 5-fluorenyl-1,2,3,4-tetrahydroquinoline (Yield: 94%).

[0177] ¹H NMR(C6D6) : δ 2.17 (s, 2H, quin-CH₂), 3.29-2.26 (m, 2H, quin-CH₂), 4.11 (br s, 2H, quin-CH₂), 6.31 (t, J =

7.2 Hz, 1H, quin-CH), 6.91 (t, $J = 7.6$ Hz, 2H, fluorenyl-CH), 6.99 (d, $J = 7.2$ Hz, 1H, quin-CH), 7.12 (t, $J = 6.8$ Hz, 2H, fluorenyl-CH), 7.58 (dd, $J = 1.2, 7.6$ Hz, 1H, quin-CH), 8.15 (d, $J = 8.0$ Hz, 2H, fluorenyl-CH), 8.57 (d, $J = 8.0$ Hz, 2H, fluorenyl-CH) ppm.

[0178] A titanium compound was prepared using the obtained dilithium salt compound in the same manner as in Example 7 (Yield: 47%).

[0179] ^1H NMR(C₆D₆) : δ 0.14 (s, 6H, Ti-CH₃), 1.56-1.68 (m, 2H, quin-CH), 2.48 (t, $J = 6.4$ Hz, 2H, quin-CH₂), 4.18-4.30 (m, 2H, quin-CH₂), 6.88-6.96 (m, 3H, CH), 7.04 (d, $J = 7.6$ Hz, 1H, quin-CH), 7.10 (ddd, $J = 1.2, 6.8, 8.4$ Hz, 2H, fluorenyl-CH), 7.17 (dd, $J = 0.8, 8.4$ Hz, 2H, fluorenyl-CH), 7.28 (d, $J = 7.2$ Hz, 1H, quin-CH), 7.94 (dd, $J = 0.8, 8.4$ Hz, 2H, fluorenyl-CH) ppm. ^{13}C NMR(C₆D₆): δ 14.54, 22.76, 27.26, 48.58, 59.65, 111.21, 118.69, 118.98, 120.17, 123.34, 123.67, 126.16, 126.42, 127.75, 129.29, 129.41, 137.28, 160.63 ppm.

[0180] Example 12

[0181] 7-(2,3,4,5-Tetramethyl-1,3-cyclopentadienyl)indoline

[0182] Yellow oil was obtained in the same manner as in Example 6, except that indoline was used instead of 1,2,3,4-tetrahydroquinoline and the product was filtered using a column chromatography with a hexane/ethyl acetate (v:v = 20:1) solvent (Yield: 15%).

[0183] ^1H NMR(C₆D₆) : δ 0.99 (d, $J = 7.6$ Hz, 1H, Cp-CH), 1.82 (s, 3H, Cp-CH₃), 1.87 (s, 6H, Cp-CH₃), 2.68 - 2.88 (m, 2H, ind-CH₂), 2.91 - 2.99 (m, 1H, Cp-CH), 3.07 - 3.16 (m, 3H, ind-CH₂ N-H), 6.83 (t, $J = 7.4$ Hz, 1H, ind-CH), 6.97 (d, $J = 7.6$ Hz, 1H, ind-CH), 7.19 (d, $J = 6.8$ Hz, 1H, ind-CH) ppm.

[0184] Example 13

[0185] [(Indolin-7-yl)tetramethylcyclopentadienyl-eta⁵,kappa-N] titanium dimethyl

[0186] A titanium compound was prepared using 7-(2,3,4,5-tetramethyl-1,3-cyclopentadienyl)indoline in the same manner as in Example 7 (Yield: 71 %).

[0187] ^1H NMR(C₆D₆) : δ 0.69 (s, 6H, Ti-CH₃), 1.71 (s, 6H, Cp-CH₃), 2.04 (s, 6H, Cp-CH₃), 2.73 (t, $J = 8.0$ Hz, 2H, ind-CH₂), 4.67 (t, $J = 8.0$ Hz, 2H, ind-CH₂), 6.82 (t, $J = 7.2$ Hz, 1H, ind-CH), 7.00 (t, $J = 7.2$ Hz, 2H, ind-CH) ppm. ^{13}C NMR(C₆D₆) : δ 12.06, 12.15, 32.24, 54.98, 56.37, 120.57, 120.64, 121.54, 124.02, 126.52, 126.81, 136.75 ppm.

[0188] Example 14

[0189] 2-Methyl-8-(2,3,4,5-tetramethyl-1,3-cyclopentadienyl)-1,2,3,4-tetrahydroquinoline

[0190] 2-Methyl-8-(2,3,4,5-tetramethyl-1,3-cyclopentadienyl)-1,2,3,4-tetrahydroquinoline was obtained in the same manner as in Example 6, except that 5.02 g (34.1 mmol) of 1,2,3,4-tetrahydroquinoline was used instead of 1,2,3,4-tetrahydroquinoline (Yield: 51%).

[0191] ^1H NMR(CDCl₃) : δ 6.89 (d, $J = 7.2$ Hz, 1H, CH), δ 6.74 (d, $J = 7.2$ Hz, 1H, CH), δ 6.57 (t, $J = 7.4$ Hz, 1H, CH), δ 3.76 (br s, 1H, NH), δ 3.45 (br s, 1H, Cp-CH), δ 3.32 (m, 1H, quinoline-CH), δ 3.09-2.70 (m, 2H, quinoline-CH₂), δ 1.91 (s, 3H, Cp-CH₃), δ 1.87 (s, 3H, Cp-CH₃), δ 1.77 (s, 3H, Cp-CH₃), δ 1.67-1.50 (m, 2H, quinoline-CH₂), δ 1.17 (d, $J = 6.4$ Hz, 3H, quinoline-CH₃), δ 0.93 (d, $J = 7.6$ Hz, 3H, Cp-CH₃) ppm.

[0192] Example 15

[0193] [(2-Methyl-1,2,3,4-tetrahydroquinolin-8-yl)tetramethylcyclopentadienyl-eta⁵,kappa-N] titanium dimethyl

[0194] 4.92 g of pale yellow solid (dilithium salt compound) to which 1.17 equivalent of diethyl ether was coordinated was obtained in the same manner as in Example 7 using 4.66 g (17.4 mmol) of 2-methyl-8-(2,3,4,5-tetramethyl-1,3-cyclopentadienyl)-1,2,3,4-tetrahydroquinoline (Yield: 77%).

[0195] ^1H NMR(Pyridine-d₈) : δ 7.37 (br s, 1H, CH), δ 7.05 (d, $J = 6$ Hz, 1H, CH), δ 6.40 (t, $J = 6.8$ Hz, 1H, CH), δ 3.93 (br s, 1H, CH), δ 3.27 (m, 1H, CH), δ 3.06 (m, 1H, CH), δ 2.28-2.07 (m, 12H, Cp-CH₃), δ 1.99 (m, 1H, CH), δ 1.78 (m, 1H, CH), δ 1.18 (d, $J = 5.6$ Hz, quinoline-CH₃) ppm.

[0196] 0.56 g of a titanium compound was prepared in the same manner as in Example 7 using 1.00 g (2.73 mmol) of the obtained dilithium salt compound (Yield: 60%).

[0197] ^1H NMR(CDCl₃) : δ 6.95 (d, $J = 8$ Hz, 1H, CH), δ 6.91 (d, $J = 8$ Hz, 1H, CH), δ 6.73 (t, $J = 8$ Hz, 1H, CH), δ 5.57 (m, 1H, CH), δ 2.83 (m, 1H, CH), δ 2.55 (m, 1H, CH), δ 2.24 (s, 3H, Cp-CH₃), δ 2.20 (s, 3H, Cp-CH₃), δ 1.94-1.89 (m, 1H, CH), δ 1.83-1.75 (m, 1H, CH), δ 1.70 (s, 3H, Cp-CH₃), δ 1.60 (s, 3H, Cp-CH₃), δ 1.22 (d, $J = 6.8$ Hz, 3H, quinoline-CH₃), δ 0.26 (d, $J = 6.8$ Hz, 6H, TiMe₂-CH₃) ppm.

[0198] Example 16

[0199] 6-Methyl-8-(2,3,4,5-tetramethyl-1,3-cyclopentadienyl)-1,2,3,4-tetrahydroquinoline

[0200] 6-Methyl-8-(2,3,4,5-tetramethyl-1,3-cyclopentadienyl)-1,2,3,4-tetrahydroquinoline was obtained in the same manner as in Example 6 except that 5.21 g (35.4 mmol) of 6-methyl-1,2,3,4-tetrahydroquinoline was used instead of 1,2,3,4-tetrahydroquinoline (Yield: 34%).

[0201] ^1H NMR(CDCl₃) : δ 6.70 (s, 1H, CH), δ 6.54 (s, 1H, CH), δ 3.71 (br s, 1H, NH), δ 3.25-3.05 (m, 3H, Cp-CH, quinoline-CH₂), δ 2.76 (t, $J = 6.4$ Hz, 2H, quinoline-CH₂), δ 2.19 (s, 3H, CH₃), δ 1.93-1.86 (m, 2H, quinoline-CH₂), δ 1.88 (s, 3H, Cp-CH₃), δ 1.84 (s, 3H, Cp-CH₃), δ 1.74 (s, 3H, Cp-CH₃), δ 0.94 (br d, $J = 6.8$ Hz, 3H, Cp-CH₃) ppm.

[0202] Example 17

[0203] [(6-Methyl-1,2,3,4-tetrahydroquinolin-8-yl)tetramethylcyclopentadienyl-eta⁵,kappa-N] titanium dimethyl

[0204] 2.56 g of pale yellow solid (dilithium salt compound) to which 1.15 equivalent of diethyl ether was coordinated was obtained in the same manner as in Example 7 using 3.23 g (12.1 mmol) of 6-methyl-8-(2,3,4,5-tetramethyl-1,3-cyclopentadienyl)-1,2,3,4-tetrahydroquinoline (Yield: 58%).

[0205] ^1H NMR(Pyridine- d_8): δ 7.02(br s, 1H, CH), δ 6.81(s, 1H, CH), δ 3.94(m, 2H, CH_2), δ 3.19(m, 2H, CH_2), δ 2.52-2.10(m, 17H, CH_2 , quinoline- CH_3 , Cp- CH_3) ppm.

[0206] 0.817 g of a titanium compound (58%) was prepared in the same manner as in Example 7 using 1.50 g (4.12 mmol) of the obtained dilithium salt compound.

[0207] ^1H NMR(C_6D_6): δ 6.87(s, 1H, CH), δ 6.72(s, 1H, CH), δ 4.57(m, 2H, CH_2), δ 2.45(t, $J=6.2\text{Hz}$, 2H, CH_2), δ 2.24(s, 3H, quinoline- CH_3), δ 2.05(s, 6H, Cp- CH_3), δ [208] 1.72-1.66(m, 2H, CH_2), δ 1.69(s, 6H, Cp- CH_3), δ 0.57(s, 6H, $\text{TiMe}_2\text{-CH}_3$) ppm.

[0208] Example 18

[0209] 2-Methyl-7-(2,3,4,5-tetramethyl-1,3-cyclopentadienyl)indoline

[0210] 2-Methyl-7-(2,3,4,5-tetramethyl-1,3-cyclopentadienyl)indoline was obtained in the same manner as in Example 6, except that 6.23 g (46.8 mmol) of 2-methylindoline was used instead of 1,2,3,4-tetrahydroquinoline (Yield: 19%).

[0211] ^1H NMR(CDCl_3): δ 6.97(d, $J=7.2\text{Hz}$, 1H, CH), δ 6.78(d, $J=8\text{Hz}$, 1H, CH), δ 6.67(t, $J=7.4\text{Hz}$, 1H, CH), δ 3.94(m, 1H, quinoline-CH), δ 3.51 (br s, 1H, NH), δ 3.24-3.08(m, 2H, quinoline- CH_2 , Cp-CH), δ 2.65 (m, 1H, quinoline- CH_2), δ 1.89(s, 3H, Cp- CH_3), δ 1.84(s, 3H, Cp- CH_3), δ 1.82(s, 3H, Cp- CH_3), δ 1.13(d, $J=6\text{Hz}$, 3H, [212] quinoline- CH_3), δ 0.93(3H, Cp- CH_3) ppm.

[0212] Example 19

[0213] [(2-Methylindolin-7-yl)tetramethylcyclopentadienyl- η^5 , κ^1 -N]titanium dimethyl

[0214] A dilithium salt compound to which 0.58 equivalent of diethyl ether was coordinated was obtained in the same manner as in Example 7 using 2.25 g (8.88 mmol) of 2-methyl-7-(2,3,4,5-tetramethyl-1,3-cyclopentadienyl)-indoline (1.37 g, Yield: 50%).

[0215] ^1H NMR(Pyridine- d_8): δ 7.22(br s, 1H, CH), δ 7.18(d, $J=6\text{Hz}$, 1H, CH), δ 6.32(t, 1H, CH), δ 4.61 (br s, 1H, CH), δ 3.54(m, 1H, CH), δ 3.00(m, 1H, CH), δ 2.35-2.12(m, 13H, CH, Cp- CH_3), δ 1.39(d, indoline- CH_3) ppm.

[0216] A titanium compound was prepared using 1.37 g (4.44 mmol) of the obtained dilithium salt compound in the same manner as in Example 7.

[0217] ^1H NMR(C_6D_6): δ 7.01-6.96(m, 2H, CH), δ 6.82(t, $J=7.4\text{Hz}$, 1H, CH), δ 4.96(m, 1H, CH), δ 2.88(m, 1H, CH), δ 2.40(m, 1H, CH), δ 2.02(s, 3H, Cp- CH_3), δ 2.01(s, 3H, Cp- CH_3), δ 1.70(s, 3H, Cp- CH_3), δ 1.69(s, 3H, Cp- CH_3), δ 1.65(d, $J=6.4\text{Hz}$, 3H, indoline- CH_3), δ 0.71(d, $J=10\text{Hz}$, 6H, $\text{TiMe}_2\text{-CH}_3$) ppm.

[0218] Comparative Example 1

[0219] Dimethylsilyl(t-butylamido)(tetramethylcyclopentadienyl)titanium dichloride

[0220] Dimethylsilyl(t-butylamido)(tetramethylcyclopentadienyl)titanium dichloride was purchased from Boulder Scientific, Inc. (U.S.A.) and directly used for the ethylene copolymerization.

[0221] Ethylene copolymer

[0222] Example 20 Copolymerization of low-pressure ethylene and 1-hexene

[0223] 30 ml of toluene and 0.3 M 1-hexene was added to a 250 ml Endrew reactor, and the reactor was preheated to a temperature of 90°C. 0.5 m mol of titanium transition metal complex prepared in Example 5 treated with 200 m mol of triisobutylaluminum compound and 2 m mol of trityl tetrakis(pentafluorophenyl)borate cocatalyst were sequentially added to the reactor. Then copolymerization was performed for 5 minutes, and then 4 bar of ethylene pressure was added to the catalyst tank. The remaining ethylene was eliminated and the polymer solution was added to excess ethanol to induce a precipitation. The obtained polymer was washed with ethanol and acetone two to three times, respectively, and the resultant was dried at 80 °C for over 12 hours in a conventional oven.

[0224] Example 21 Copolymerization of high-pressure ethylene and 1-butene

[0225] 1.0 L of hexane solvent and an appropriate amount of 1-butene comonomer was added to a 2 L autoclave reactor. The reactor was heated to 90 °C, and the reactor was filled with 20 bar of ethylene. 2 m mol of titanium transition metal complex prepared in Example 5 treated with 100 m mol of triisobutylaluminum compound and 10 m mol of dimethyl anilinium tetrakis(pentafluorophenyl)borate cocatalyst were sequentially added to a catalyst injecting cylinder and injected into the reactor. Polymerization was performed for 10 minutes by continuously injecting ethylene in order to maintain the pressure of the reactor between 19 bar to 20 bar. Heat generated from the reaction was removed through cooling coil installed in the reactor and the temperature was maintained as constant as possible. After the polymerization, the polymer solution was discharged to the lower portion of the reactor and cooled using excess ethanol. The obtained polymer was dried for over 12 hours in a conventional oven.

[0226] Example 22 Copolymerization of high-pressure ethylene and 1-octene

[0227] 1.0 L of hexane solvent and an appropriate amount of 1-octene was added to a 2 L autoclave reactor. The reactor was preheated to 160 °C, and was filled with ethylene at a pressure of 28 bar. 5.0 m mol of titanium transition metal complex prepared in Example 5 treated with 1.25 m mmol of triisobutylaluminum compound and 25 m mol of trityl tetrakis(pentafluorophenyl)borate cocatalyst were sequentially added to a 25 ml catalyst storing tank and filled. Polym-

erization was performed for 10 minutes while 40 bar of ethylene was added to the catalyst tank. The remaining ethylene was eliminated and the polymer solution was added to excess ethanol to induce a precipitation. The obtained polymer was washed with ethanol and acetone two to three times, respectively, and the resultant was dried at 80 °C for over 12 hours in a conventional oven.

[0228] Example 23 Copolymerization of high-pressure ethylene and 1-butene

[0229] 1.0 L of hexane solvent and an appropriate amount of 1-butene comonomer was added to a 2 L autoclave reactor. The reactor was heated to 150 °C, and the reactor was filled with 35 bar of ethylene. 1.0 mmol (Al/Ti = 25) of titanium transition metal complex treated with an appropriate amount of triisobutylaluminum compound and dimethyl anilinium tetrakis(pentafluorophenyl)borate cocatalyst (B/Ti = 5) were sequentially added to a catalyst injecting cylinder and injected into the reactor. Polymerization was performed for 10 minutes by continuously injecting ethylene in order to maintain the pressure of the reactor between 34 bar to 35 bar. Heat generated from the reaction was removed through cooling coil installed in the reactor and the temperature was maintained as constant as possible. After the polymerization, the polymer solution was discharged to the lower portion of the reactor and cooled using excess ethanol. The obtained polymer was dried for over 12 hours in a conventional oven.

[0230] Comparative Example 2

[0231] Polymerization was performed in the same manner as in Example 20, except that the transition metal complex prepared in Comparative Example 1 was used instead of the transition metal complex prepared in Example 5.

[0232] Comparative Example 3

[0233] Polymerization was performed in the same manner as in Example 21, except that the transition metal complex prepared in Comparative Example 1 was used instead of the transition metal complex prepared in Example 5.

[0234] Comparative Example 4

[0235] Polymerization was performed in the same manner as in Example 22, except that the transition metal complex prepared in Comparative Example 1 was used instead of the transition metal complex prepared in Example 5.

[0236] Comparative Example 5

[0237] Polymerization was performed in the same manner as in Example 23, except that the transition metal complex prepared in Comparative Example 1 was used instead of the transition metal complex prepared in Example 5.

[0238] Properties Measurement (Weight, Activity, Melt Index, Melting Point, and

Density)

[0239] A Melt Index (MI) of the polymers produced in Examples 1-10 and Comparative Examples 1-4 was measured using a ASTM D-1238 (Conditions: E, 190 °C, 2.16 Kg load). A melting point (T_m) of the polymers was measured using a Differential Scanning Calorimeter (DSC) 2920 produced by TA Inc. That is, the temperature was increased to 200 °C, maintained at 200 °C for 5 minutes, and decreased to 30 °C. Then the temperature was increased again and the summit of the DSC curve was measured as the melting point. The temperature was increased and decreased by 10 °C/min, and the melting point was obtained in a second temperature increase period.

[0240] In order to measure the density of the polymers, a sample that had been treated with 1,000 ppm of an antioxidant was formed into a sheet having a thickness of 3 mm and a radius of 2 cm by a 180 °C press mold, and then the prepared sheet was cooled by 10 °C/min. The cooled sheet was measured using a mettler scale.

[0241] Experimental Example 1

[0242] The properties of the copolymers prepared in Example 20 and Comparative Example 2 respectively using the transition metal complexes prepared in Example 5 and Comparative Example 1 were measured according to the experimental methods described above. The results are presented in Table 1.

[0243]

Table 1: Results of copolymerization of ethylene and 1-hexene

	Catalyst	1-hexene (M)	Activity (Kg / mmol-Ti hr)	Molecular weight ^a (g / 10 min)	Branch content (mol%)
Example 20	Example 5	0.3	21	81,000	24
Comparative Example 2	Comparative Example 1	0.3	12	113,000	15
^a weight average molecular weight (Mw)					

[0244] As shown in Table 1, a degree of copolymerization activity of catalyst of Example 5 of the present invention

was higher compared to Comparative Example 1. The molecular weight of the copolymer of Example 20 was relatively small; however, the Branch content was very high, and thus it shows that the reactivity of catalyst of Example 5 for the olefin monomer having large steric hindrance such as 1-hexene is excellent.

[0245] Experimental Example 2

[0246] The properties of the copolymers prepared in Example 21 and Comparative Example 3 respectively using the transition metal complexes prepared in Example 5 and Comparative Example 1 were measured according to the experimental methods. The results are presented in Table 2. According to the content of 1-butene, Example 9 was divided to Examples 21A and 21B.

[0247]

Table 2: Results of copolymerization of ethylene and 1-butene

	Catalyst	1-Butene (M)	Activity (Kg/ mmol-Ti hr)	Melt index ^a (g /10min)	Melt index b(g/ 10min)	Density (g /cm ³)
Example 21A	Example 5	0.8	216.0	0	3.62	0.864
Example 21B	Example 5	1.2	280.2	1	27	0.857
Comparative Example 3	Comparative Example 1	1.2	340.5	3.10	∞	0.878
^a I ₂ value, ^b I _{21,6} value						

[0248] As shown in Table 2, the catalyst of Example 5 of the present invention had a lower copolymerization activity than that of Comparative Example 1 when ethylene was copolymerized with 1-butene. However, the molecular weight of the copolymer of Examples 21A and 21B was higher than that of Comparative Example 3. According to an embodiment of the present invention, the reactivity of catalyst of Example 5 for the olefin monomer having large steric hindrance such as 1-butene was relatively excellent since the density of the copolymer was very low. In particular, in Example 21 A, even though a smaller amount of 1-butene (0.8 M) was used, a polymer having lower density than Comparative Example 3 using 1.2 M 1-butene was obtained. Therefore, the catalyst according to an embodiment of the present invention showed excellent copolymerization reactivity.

[0249] Experimental Example 3

[0250] The properties of the copolymers prepared in Example 22 and Comparative Example 4 respectively using the transition metal complexes prepared in Example 5 and Comparative Example 1 were measured according to the experimental methods described above. The results are presented in Table 3. According to the content of 1-octene, Example 22 was divided to Examples 22A and 22B.

[0251]

Table 3: Results of copolymerization of ethylene and 1-octene

	Catalyst	Temperature (°C)	1-octene (M)	Activity (Kg / mol-Ti hr)	Melt index ^a (g /10min)	Melting point(°C)	Density (g/cm ³)
Example 22A	Example 5	160	0.6	48.0	6.4	58.6	0.869
Example 22B	Example 5	160	0.8	55.6	5.3	49.8	0.864
Comparative Example 4	Comparative Example 1	160	0.8	30.4	5.1	98.2	0.904
^a I ₂ value							

[0252] As shown in Table 3, the catalyst of Example 5 of the present invention had a higher copolymerization activity than that of Comparative Example 1 when ethylene was copolymerized with 1-octene. The molecular weight of the copolymer of Examples 22A and 22B was similar to that of Comparative Example 4. The reactivity of the catalyst of Example 5 for the olefin monomer having large steric hindrance such as 1-octene was relatively excellent since the melting point and density of the copolymer was low. In particular, in the present invention, even though a smaller amount

of 1-octene (0.6 M) was used, a polymer having lower density than Comparative Example 4 using 0.8 M 1-octene was obtained. Therefore, the catalyst composition according to an embodiment of the present invention showed excellent copolymerization reactivity at a high temperature such as 160 °C.

[0253] Experimental Example 4

[0254] The properties of the copolymers prepared in Example 23 and Comparative Example 5 respectively using the transition metal complexes prepared in Examples 7, 9, 11, 13, 15, 17, 19 and 2 and Comparative Example 1 were measured according to the experimental methods. The results are presented in Table 4.

[0255]

Table 4: Results of copolymerization of ethylene and 1-butene

		1-Butene (M)	Activity (kg/ mmol-Ti)	Melt index ^a (g/10min)	Melt index ^b (g/10min)	Density (g /cm ³)
Example 23A	Example 7	1.6	43.7	3.5	28.8	0.859
Example 23B	Example 9	1.6	3.4	0	0	0.870
Example 23C	Example 11	1.6	16.6	0	0	0.860
Example 23D	Example 13	1.6	15.3	0	0.66	0.873
Example 23E	Example 15	1.6	36.0	15.4	∞	0.862
Example 23F	Example 17	1.6	29.8	1.3	12.5	0.860
Example 23G	Example 19	1.6	22.1	0	0.8	0.873
Comparative Example 5A	Comparative Example 1	1.6	30.5	5.9	59	0.900
Example 23H	Example 2 ^c	1.2	57.5	0	1.3	0.881
Comparative Example 5B	Comparative Example 1 ^c	1.2	44.1	0	1.2	0.902
a) 2 value, b) _{21.6} value, c) 120 °C polymerization						

[0256] As shown in Table 4, the catalyst of the present invention had relatively enhanced reactivity for the olefin monomer having large steric hindrance such as 1-butene since the molecular weight of the copolymer of Example 23 (23A~23H) was higher than that of Comparative Example 5 (5A~5B) and the density of the copolymer was lower than that of Comparative Example 5 (5A~5B) when 1-butene was applied. Particularly, the catalyst compounds obtained in Examples 7, 15, and 17 had a similar or higher polymerization activity compared to catalyst compounds obtained in Comparative Example 1, and even at 120 °C, the catalyst compounds obtained in Example 2 showed a higher polymerization activity, a higher molecular weight, and a lower copolymer density compared to catalyst compounds obtained in Comparative Example 1. Therefore, the catalyst according to the present invention showed excellent polymerization reactivity.

[0257] Accordingly, the transition metal complex and the catalyst composition of the present invention including the transition metal complex had improved copolymerization reactivity in α -olefin polymerization compared to a conventional catalyst composition. Therefore, when the catalyst composition of the present invention was used in α -olefin copolymerization, a copolymer having lower density can be obtained. Therefore, when the catalyst composition of the present invention is used, a copolymer with a higher amount of α -olefin than the conventional catalyst composition can be obtained.

[0258] A transition metal complex of the present invention has a pentagon ring structure having an amido group connected by a phenylene bridge in which a stable bond is formed in the vicinity of the metal site, and thus, a sterically hindered monomer can easily approach the transition metal complex. By using a catalyst composition including the transition metal complex according to the present invention, a linear low density polyolefin copolymer having a high molecular weight and a very low density polyolefin copolymer having a density of 0.910 g/cm³ or less can be produced in a polymerization of monomers having large steric hindrance. Further, the reactivity for the olefin monomer having large steric hindrance is excellent.

Industrial Applicability

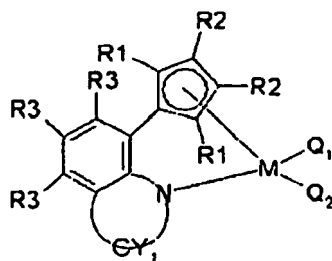
[0259] By using a catalyst composition including the transition metal complex according to the present invention, a linear low density polyolefin copolymer having a high molecular weight and a very low density polyolefin copolymer

having a density of 0.910 g/cm³ or less can be produced in a polymerization of monomers having large steric hindrance.

Claims

1. A transition metal complex represented by Formula 1 below:

Formula 1

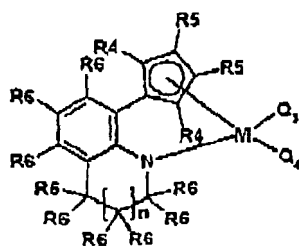


where, R₁S and R₂S are each independently one selected from the group consisting of: a hydrogen atom; a C₁₋₂₀alkyl radical, a C₆₋₂₀aryl radical, a silyl radical; a C₂₋₂₀alkenyl radical, a C₇₋₂₀alkylaryl radical, a C₇₋₂₀arylalkyl radical; and a metalloid radical of Group 14 substituted with a C₁₋₂₀hydrocarbyl, wherein R₁ and R₂ can be connected to each other by an alkylidene radical containing a C₁₋₂₀alkyl or aryl radical to form a ring; each of the R₃s are independently one selected from the group consisting of: a hydrogen atom; a halogen radical; a C₁₋₂₀alkyl radical, a C₆₋₂₀aryl radical, a C₁₋₂₀alkoxy radical, a C₆₋₂₀aryloxy radical, and an amido radical, wherein at least two R₃s can be connected to each other to form an aliphatic or aromatic ring; CY₁ is a substituted or unsubstituted aliphatic or aromatic ring;

M is a Group 4 transition metal; and Q₁ and Q₂ are each independently one selected from the group consisting of: a halogen radical; a C₁₋₂₀alkylamido radical, a C₆₋₂₀arylamido radical; a C₁₋₂₀alkyl radical, a C₂₋₂₀alkenyl radical, a C₆₋₂₀aryl radical, a C₇₋₂₀alkylaryl radical, a C₇₋₂₀arylalkyl radical; and a C₁₋₂₀alkylidene radical.

2. The transition metal complex of claim 1, represented by Formula 2 below:

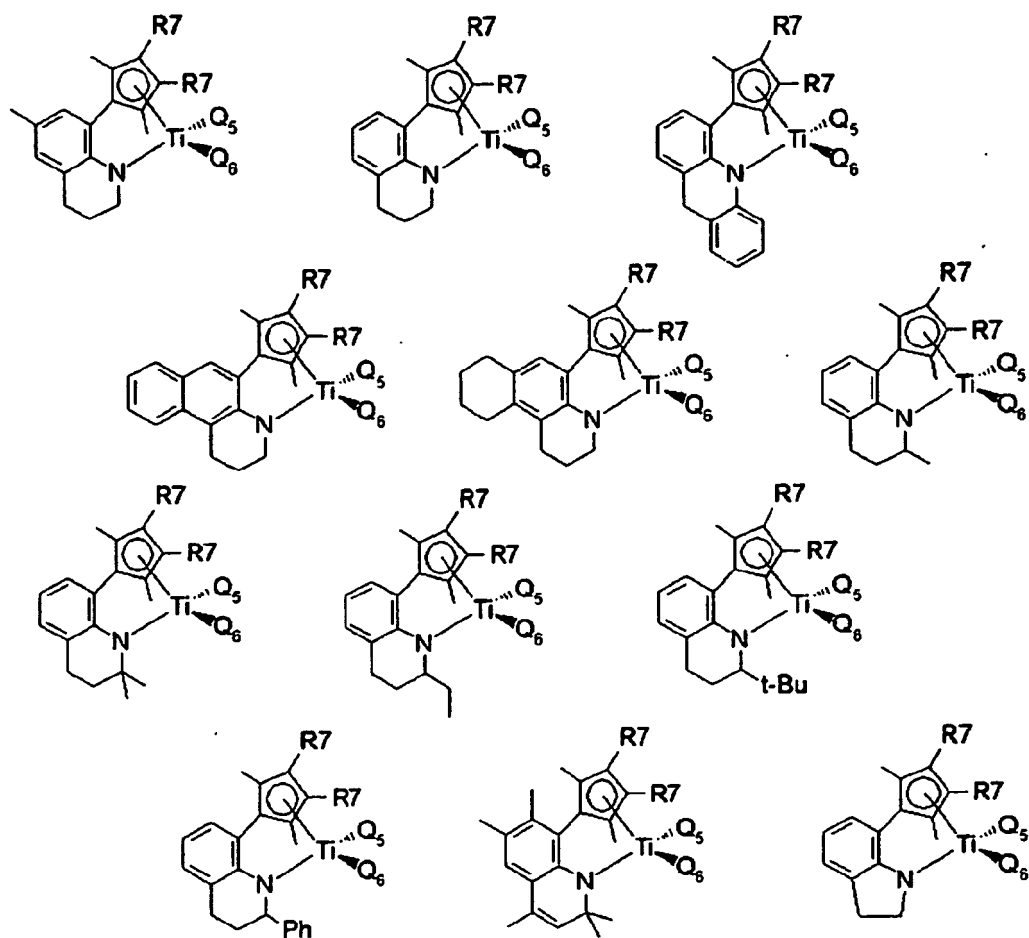
Formula 2



where, R₄s and R₅s are each independently one selected from the group consisting of: a hydrogen atom; and a C₁₋₂₀alkyl, C₆₋₂₀aryl and silyl radical; each of the R₆s are independently one selected from the group consisting of: a hydrogen atom; a C₁₋₂₀alkyl or C₆₋₂₀aryl radical; a C₂₋₂₀alkenyl radical, C₇₋₂₀alkylaryl radical, a C₇₋₂₀arylalkyl radical; a C₁₋₂₀alkoxyl radical, a C₆₋₂₀aryloxy radical, and an amido radical, wherein at least two R₆s can be connected to each other to form an aliphatic or aromatic ring;

Q₃ and Q₄ are each independently one selected from the group consisting of: a halogen radical; a C₁₋₂₀alkylamido radical, a C₆₋₂₀arylamido radical; and a C₁₋₂₀alkyl radical; n is an integer of 0 or 1; and M is a Group 4 transition metal.

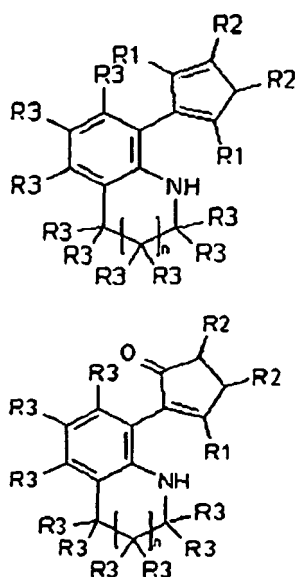
3. The transition metal complex of claim 1, selected from the group consisting of compounds represented by the following Formulae:



where, each of the R₇s are independently a hydrogen atom or a methyl radical, and Q₅ and Q₆ are each independently one selected from the group consisting of: a methyl, a dimethylamido and a chloride radical.

4. An amine-based compound represented by Formulae 3 and 4 below:

Formula 3 Formula 4



where, R_1 and R_2 are each independently one selected from the group consisting of: a hydrogen atom; a C_{1-20} alkyl radical, a C_{6-20} aryl radical, a silyl radical; a C_{2-20} alkenyl radical, a C_{7-20} alkylaryl radical, a C_{7-20} arylalkyl radical; and a metalloid radical of Group 14 substituted with a C_{1-20} hydrocarbyl, wherein R_1 and R_2 can be connected to each other by an alkylidene radical containing a C_{1-20} alkyl or C_{6-20} aryl radical to form a ring; each of the R_3 s are independently one selected from the group consisting of: a hydrogen atom; a halogen radical; a C_{1-20} alkyl radical, a C_{6-20} aryl radical, a C_{1-20} alkoxy radical, a C_{6-20} aryloxy radical, and an amido radical, wherein at least two R_3 s can be connected to each other to form an aliphatic or aromatic ring; and n is a integer such as 0 or 1.

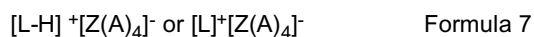
5. A catalyst composition comprising: a transition metal complex represented by Formula 1 of claim 1; and at least one cocatalyst compound selected from the group consisting of compounds represented by Formulae 5, 6, and 7 below:



where, each of the R_8 s are independently one selected from the group consisting of: a halogen radical; a C_{1-20} hydrocarbyl radical; and a C_{1-20} hydrocarbyl radical substituted with a halogen atom; and a is an integer of 2 or greater;

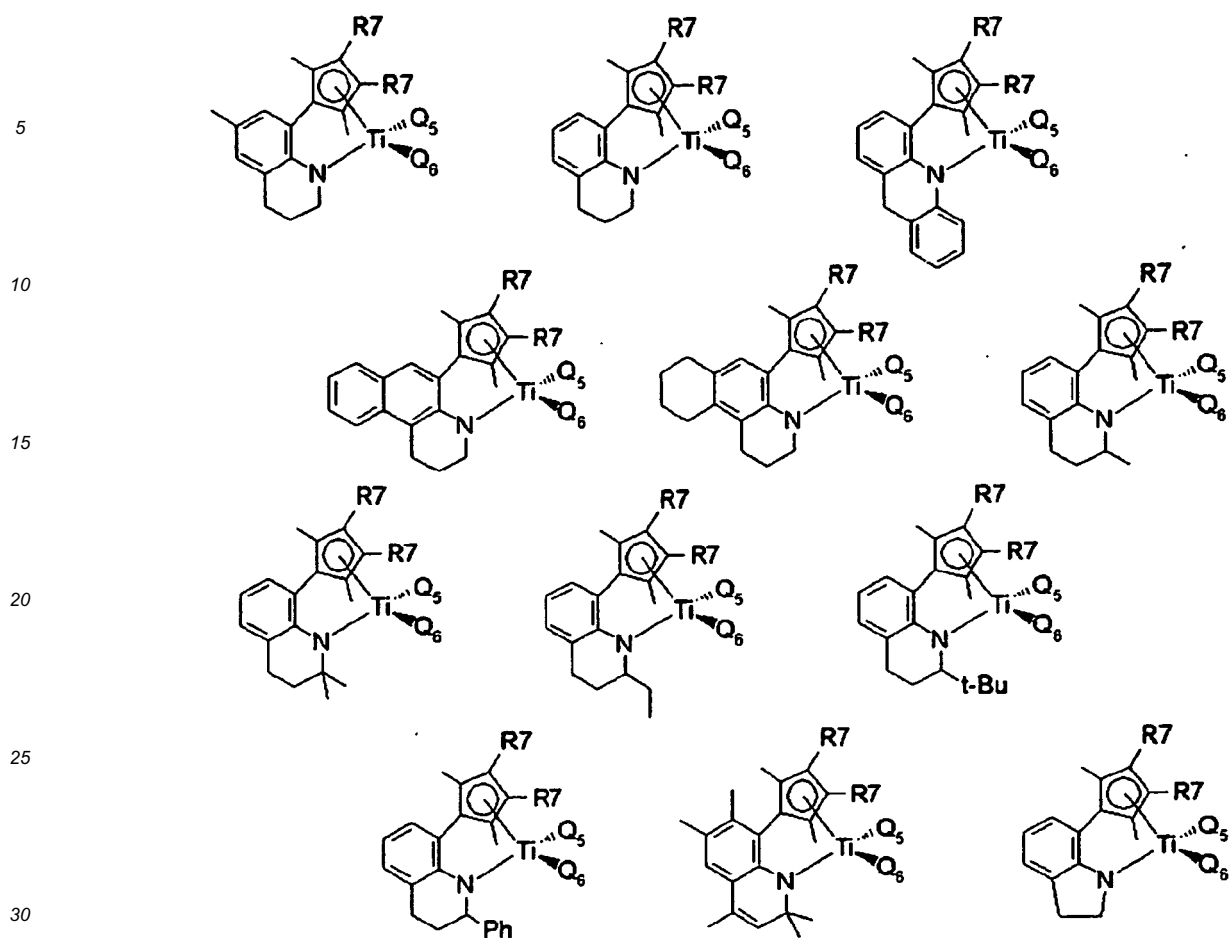


where, D is aluminum or boron, and R_8 is as described above; and



where, L is a neutral or cationic Lewis acid; H is a hydrogen atom; Z is a Group 13 atom; and each of the A s are independently a C_{6-20} aryl or C_{1-20} alkyl radical in which at least one hydrogen atom is substituted with a halogen atom, or a C_{1-20} hydrocarbyl radical, C_{1-20} alkoxy radical, or a phenoxy radical.

6. The catalyst composition of claim 5, wherein the transition metal complex represented by Formula 1 is selected from the group consisting of compounds represented by the following Formulae:

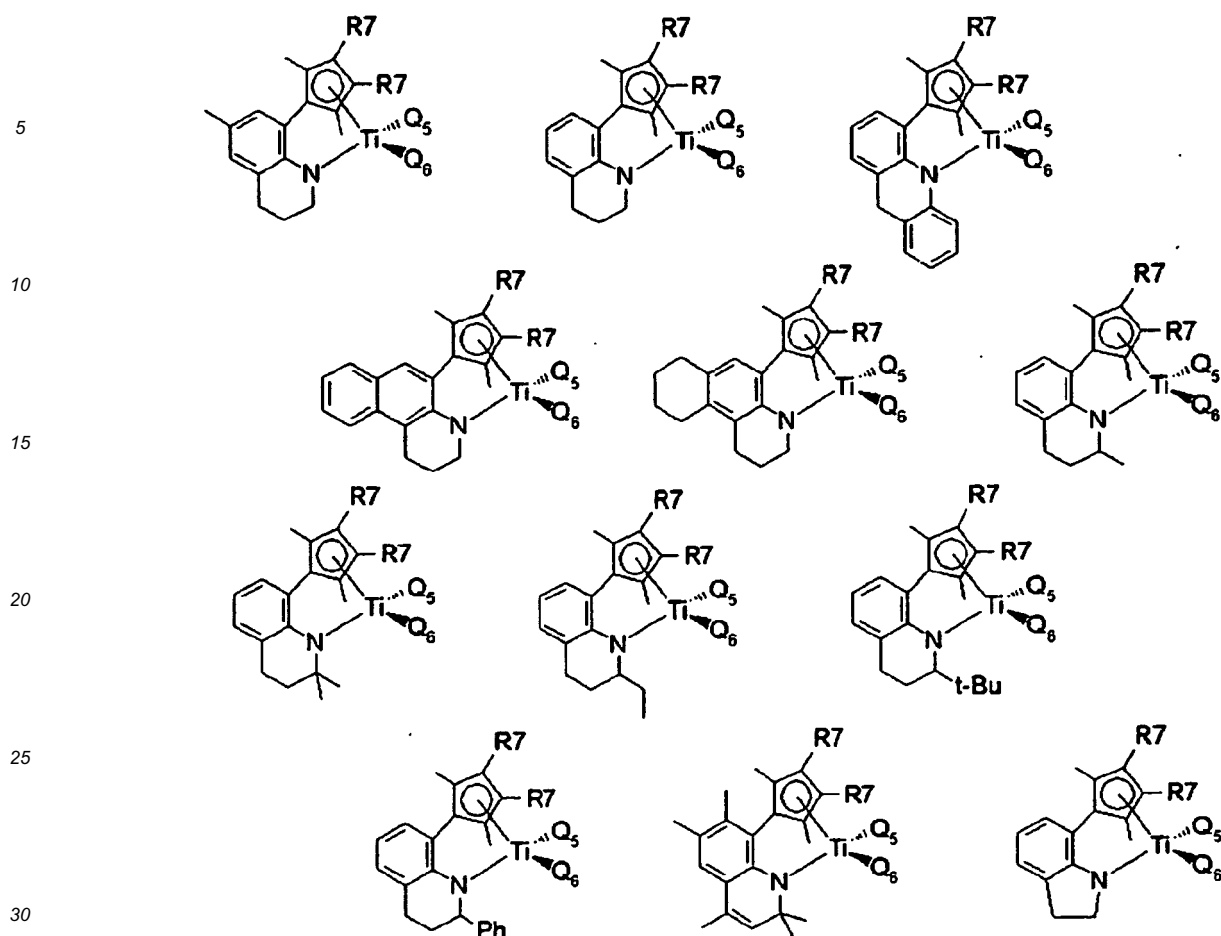


where, each of the R₇s are independently a hydrogen atom or a methyl radical, and Q₅ and Q₆ are each independently one selected from the group consisting of: a methyl, dimethylamido and chloride radical.

7. A method of preparing a catalyst composition of claim 5, comprising:

bringing the transition metal complex represented by Formula 1 into contact with the cocatalyst compound represented by Formula 5 or 6 to obtain a mixture; and adding the cocatalyst compound represented by Formula 7 to the mixture.

8. The method of claim 7, wherein the transition metal complex represented by Formula 1 is selected from the group consisting of compounds represented by the following Formulae:



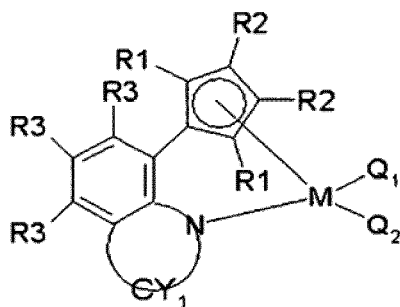
where, each of the R_7 s are independently a hydrogen atom or a methyl radical, and Q_5 and Q_6 are each independently one selected from the group consisting of: a methyl, a dimethylamido and a chloride radical.

9. The method of claim 7, wherein the molar ratio of the transition metal complex to the compound represented by Formula 5 or 6 is in the range of 1:2 to 1:5000, and the molar ratio of the transition metal complex to the compound represented by Formula 7 is in the range of 1:1 to 1:25.
10. A method of synthesizing an olefin polymer, wherein the catalyst composition of claim 5 is brought into contact with a monomer.
11. The method of claim 10, wherein the monomer is at least one selected from the group consisting of ethylene, propylene, 1-butene, 1-pentene, 4-methyl-1-pentene, 1-hexene, 1-heptene, 1-octene, 1-decene, 1-undecene, 1-dodecene, 1-tetradecene, 1-hexadecene and 1-eicosene.
12. An olefin polymer prepared using the method of claim 10.
13. The olefin polymer of claim 12, wherein the monomer comprises ethylene; and at least one comonomer selected from the group consisting of propylene, 1-butene, 1-hexene, 4-methyl-1-pentene, and 1-octene.

Patentansprüche

1. Übergangsmetallkomplex, dargestellt durch Formel 1 unten:

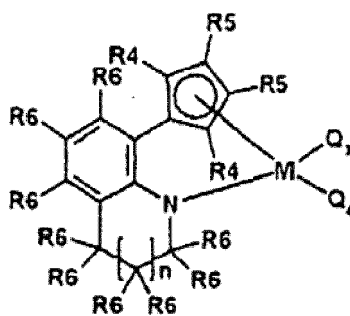
Formel 1



worin R_1 s und R_2 s jeweils unabhängig ein Rest sind, der ausgewählt ist aus der Gruppe, bestehend aus: einem Wasserstoffatom; einem C_{1-20} -Alkylrest, einem C_{6-20} -Arylrest, einem Silylrest; einem C_{2-20} -Alkenylrest, einem C_{7-20} -Alkylarylrest, einem C_{7-20} -Arylalkylrest; und einem Metalloidrest aus Gruppe 14, substituiert mit einem C_{1-20} -Kohlenwasserstoffrest, wobei R_1 und R_2 miteinander durch einen Alkyldenrest verbunden sein können, der einen C_{1-20} -Alkyl- oder Arylrest enthält, um einen Ring zu bilden; die R_3 s jeweils unabhängig ein Rest sind, der ausgewählt ist aus der Gruppe, bestehend aus: einem Wasserstoffatom; einem Halogenrest; einem C_{1-20} -Alkylrest, einem C_{6-20} -Arylrest, einem C_{1-20} -Alkoxyrest, einem C_{6-20} -Aryloxyrest und einem Amidrest, wobei wenigstens zwei R_3 s miteinander verbunden sein können, um einen aliphatischen oder aromatischen Ring zu bilden; CY_1 ein substituierter oder unsubstituierter aliphatischer oder aromatischer Ring ist; M ein Gruppe 4-Übergangsmetall ist; und Q_1 und Q_2 jeweils unabhängig ein Rest sind, der ausgewählt ist aus der Gruppe, bestehend aus: einem Halogenrest; einem C_{1-20} -Alkylamidrest, einem C_{6-20} -Arylamidrest; einem C_{1-20} -Alkylrest, einem C_{2-20} -Alkenylrest, einem C_{6-20} -Arylrest, einem C_{7-20} -Alkylarylrest, einem C_{7-20} -Arylalkylrest; und einem C_{1-20} -Alkyldenrest.

2. Übergangsmetallkomplex nach Anspruch 1, dargestellt durch Formel 2 unten:

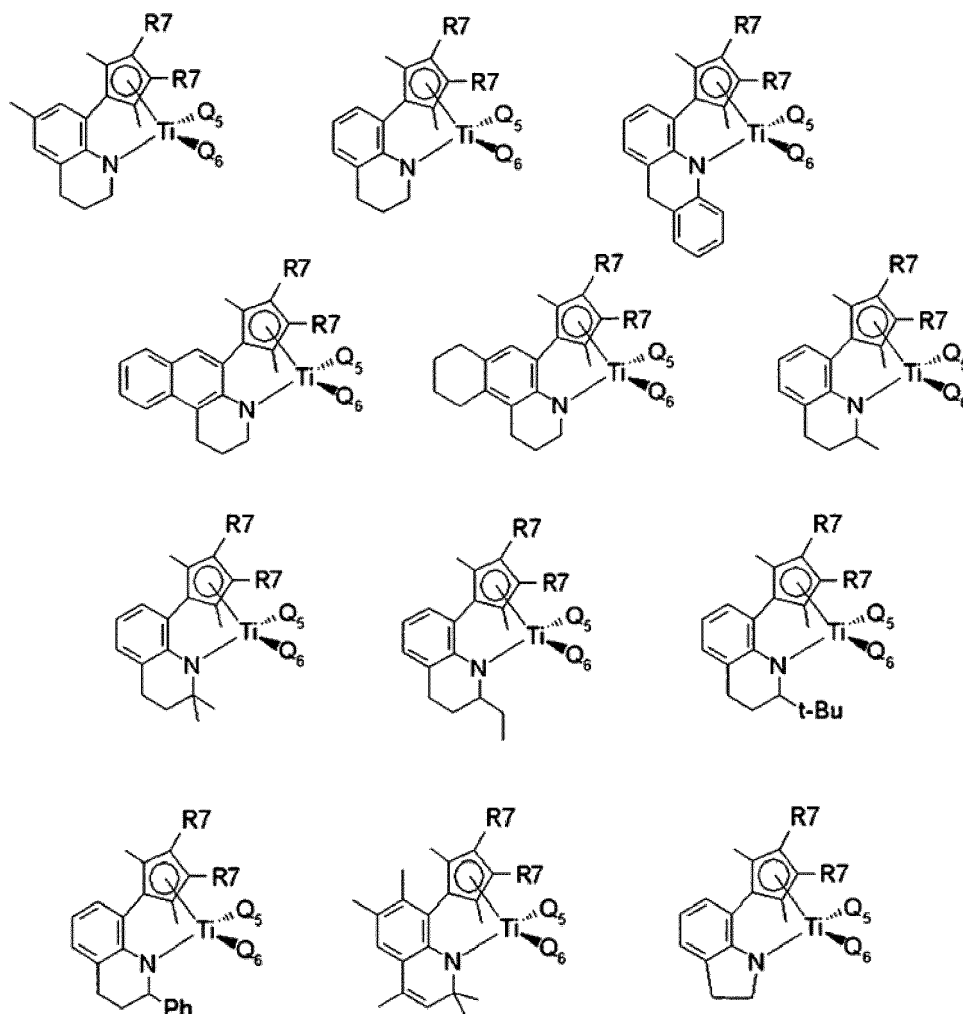
Formel 2



worin R_4 s und R_5 s jeweils unabhängig ein Rest sind, der ausgewählt ist aus der Gruppe, bestehend aus: einem Wasserstoffatom; und einem C_{1-20} -Alkyl-, C_{6-20} -Aryl- und Silylrest; die R_6 s jeweils unabhängig ein Rest sind, der ausgewählt ist aus der Gruppe, bestehend aus einem Wasserstoffatom; einem C_{1-20} -Alkyl- oder C_{6-20} -Arylrest; einem C_{2-20} -Alkenylrest, C_{7-20} -Alkylarylrest, einem C_{7-20} -Arylalkylrest; einem C_{1-20} -Alkoxyrest, einem C_{6-20} -Aryloxyrest und einem Amidrest, wobei wenigstens zwei R_6 s miteinander verbunden sein können, um einen aliphatischen oder aromatischen Ring zu bilden; Q_3 und Q_4 jeweils unabhängig ein Rest sind, der ausgewählt ist aus der Gruppe, bestehend aus: einem Halogenrest; einem C_{1-20} -Alkylamidrest, einem C_{6-20} -Arylamidrest; einem C_{1-20} -Alkylrest; n eine ganze Zahl von

0 bis 1 ist; und M ein Gruppe 4-Übergangsmetall ist.

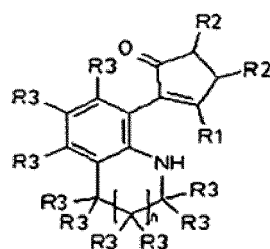
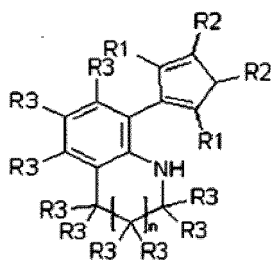
3. Übergangsmetallkomplex nach Anspruch 1, ausgewählt aus der Gruppe, bestehend aus Verbindungen, die dargestellt sind durch die folgenden Formeln:



worin die R₇s jeweils unabhängig ein Wasserstoffatom oder ein Methylrest sind und Q₅ und Q₆ jeweils unabhängig ein Rest sind, der ausgewählt ist aus der Gruppe, bestehend aus: einem Methyl-, einem Dimethylamido- und einem Chloridrest.

4. Aminbasierte Verbindung, dargestellt durch Formeln 3 und 4 unten:

Formel 3 Formel 4



worin R_1 und R_2 jeweils unabhängig ein Rest sind, der ausgewählt ist aus der Gruppe, bestehend aus: einem Wasserstoffatom; einem C_{1-20} -Alkylrest, einem C_{6-20} -Arylrest, einem Silylrest; einem C_{2-20} -Alkenylrest, einem C_{7-20} -Alkylarylrest, einem C_{7-20} -Arylalkylrest; und einem Metalloidrest aus Gruppe 14, substituiert mit einem C_{1-20} -Kohlenwasserstoffrest, wobei R_1 und R_2 miteinander durch einen Alkylidenrest verbunden sein können, der einen C_{1-20} -Alkyl- oder C_{6-20} -Arylrest enthält, um einen Ring zu bilden; die R_3 s jeweils unabhängig ein Rest sind, der ausgewählt ist aus der Gruppe, bestehend aus: einem Wasserstoffatom; einem Halogenrest; einem C_{1-20} -Alkylrest, einem C_{6-20} -Arylrest, einem C_{1-20} -Alkoxyrest, einem C_{6-20} -Aryloxyrest und einem Amidorest, wobei wenigstens zwei R_3 s miteinander verbunden sein können, um einen aliphatischen oder aromatischen Ring zu bilden; und n eine ganze Zahl ist, wie etwa 0 oder 1.

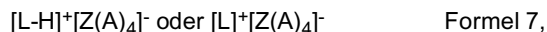
5. Katalysatorzusammensetzung umfassend: einen Übergangsmetallkomplex, dargestellt durch Formel 1 von Anspruch 1; und wenigstens eine Cokatalysatorverbindung, ausgewählt aus der Gruppe, bestehend aus Verbindungen, dargestellt durch Formeln 5, 6 und 7 unten:



worin die R_8 s jeweils unabhängig ein Rest sind, der ausgewählt ist aus der Gruppe, bestehend aus: einem Halogenrest; einem C_{1-20} -Kohlenwasserstoffrest; und einem C_{1-20} -Kohlenwasserstoffrest, der mit einem Halogenatom substituiert ist; und a eine ganze Zahl von 2 oder mehr ist;



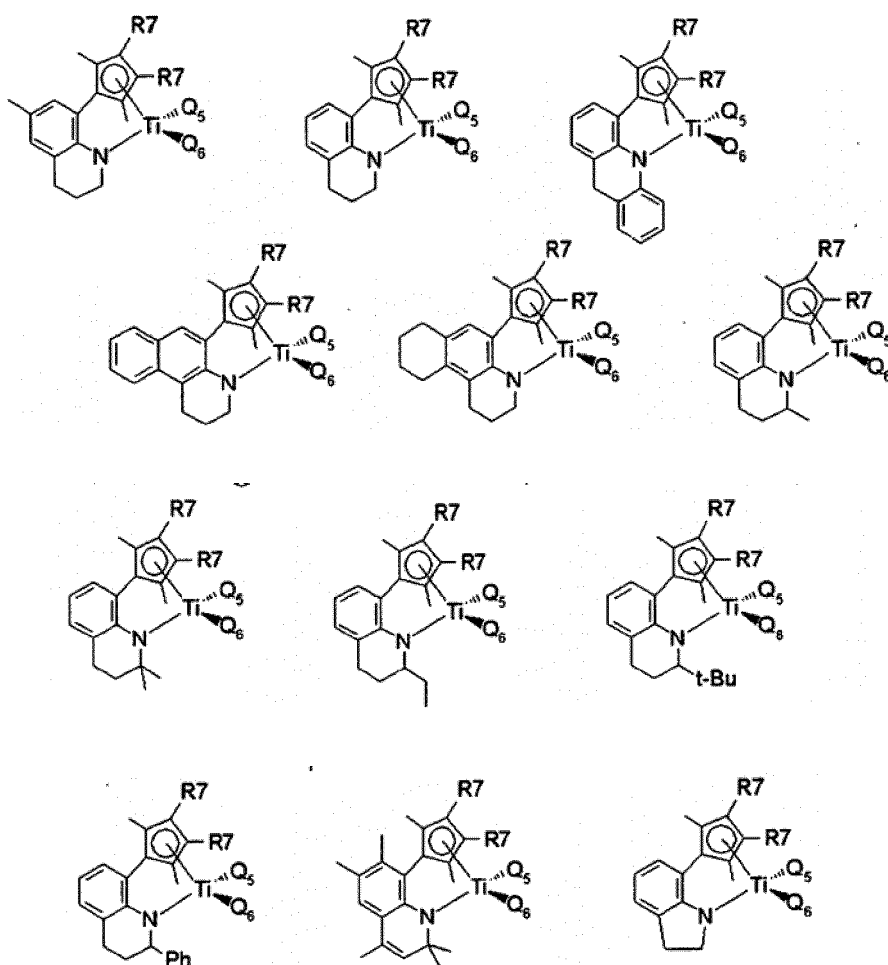
worin D Aluminium oder Bor ist und R_8 ist, wie oben beschrieben; und



worin L eine neutrale oder kationische Lewissäure ist; H ein Wasserstoffatom ist; Z ein Gruppe 13-Atom ist; und die As jeweils unabhängig ein C_{6-20} -Aryl- oder C_{1-20} -Alkylrest sind, in denen wenigstens ein Wasserstoffatom durch ein Halogenatom substituiert ist, oder ein C_{1-20} -Kohlenwasserstoffrest, ein C_{1-20} -Alkoxyrest oder ein Phenoxyrest.

6. Katalysatorzusammensetzung nach Anspruch 5, wobei der Übergangsmetallkomplex, dargestellt durch Formel 1,

ausgewählt ist aus der Gruppe, bestehend aus Verbindungen, die dargestellt sind durch die folgenden Formeln:

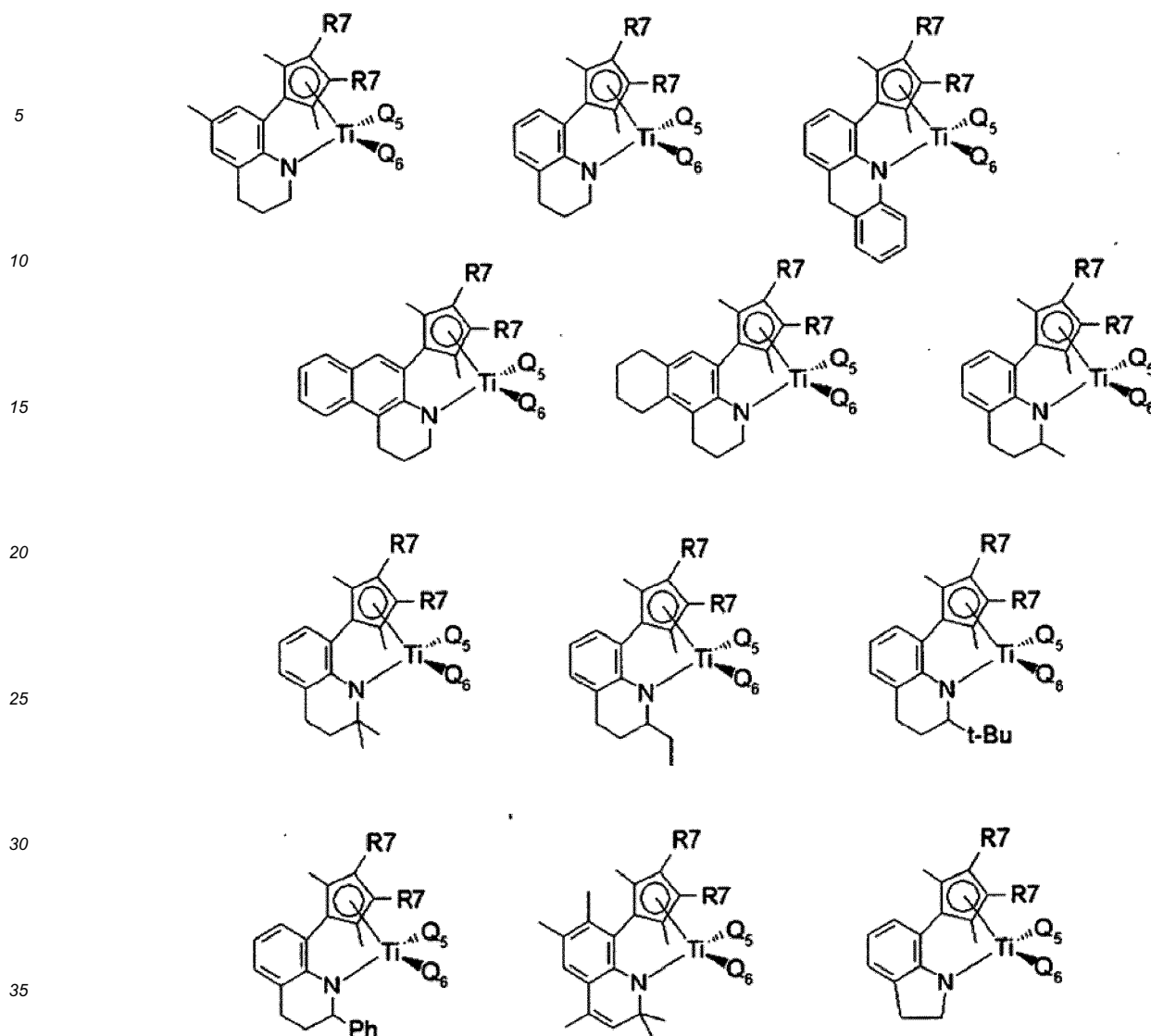


worin die R₇s jeweils unabhängig ein Wasserstoffatom oder ein Methylrest sind und Q₅ und Q₆ jeweils unabhängig ein Rest sind, der ausgewählt ist aus der Gruppe, bestehend aus: einem Methyl-, Dimethylamido- und Chloridrest.

7. Verfahren zur Herstellung einer Katalysatorzusammensetzung nach Anspruch 5, welches umfasst:

Inkontaktbringen des Übergangsmetallkomplexes, dargestellt durch Formel 1, mit der Cokatalysatorverbindung, dargestellt durch Formel 5 oder 6, um eine Mischung zu erhalten; und Zugabe der Cokatalysatorverbindung, dargestellt durch Formel 7 zur Mischung.

8. Verfahren nach Anspruch 7, wobei der Übergangsmetallkomplex, dargestellt durch Formel 1, ausgewählt ist aus der Gruppe, bestehend aus Verbindungen, die dargestellt sind durch die folgenden Formeln:



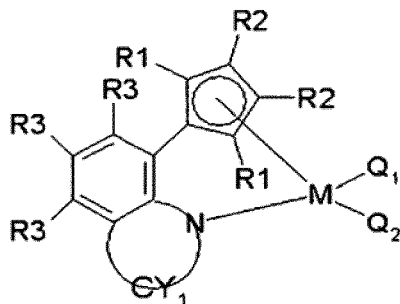
worin die R_7 s jeweils unabhängig ein Wasserstoffatom oder ein Methylrest sind und Q_5 und Q_6 jeweils unabhängig ein Rest sind, der ausgewählt ist aus der Gruppe, bestehend aus: einem Methyl-, einem Dimethylamido- und einem Chloridrest.

9. Verfahren nach Anspruch 7, wobei das Molverhältnis des Übergangsmetallkomplexes zur Verbindung, dargestellt durch Formel 5 oder 6, im Bereich von 1:2 bis 1:5000 liegt und das Molverhältnis des Übergangsmetallkomplexes zur Verbindung, dargestellt durch Formel 7, im Bereich von 1:1 bis 1:25 liegt.
10. Verfahren zum Synthetisieren eines Olefinpolymers, wobei die Katalysatorzusammensetzung von Anspruch 5 mit einem Monomer in Kontakt gebracht wird.
11. Verfahren nach Anspruch 10, wobei das Monomer wenigstens eines ist, das ausgewählt ist aus der Gruppe, bestehend aus Ethylen, Propylen, 1-Buten, 1-Penten, 4-Methyl-1-penten, 1-Hexen, 1-Hepten, 1-Octen, 1-Decen, 1-Undecen, 1-Dodecen, 1-Tetradecen, 1-Hexadecen und 1-Eicosen.
12. Olefinpolymer, hergestellt unter Verwendung des Verfahrens von Anspruch 10.
13. Olefinpolymer nach Anspruch 12, wobei das Monomer Ethylen und wenigstens ein Comonomer umfasst, das ausgewählt ist aus der Gruppe, bestehend aus Propylen, 1-Buten, 1-Hexen, 4-Methyl-1-penten und 1-Octen.

Revendications

1. Complexe de métaux de transition représenté par la Formule 1 ci-dessous :

Formule 1

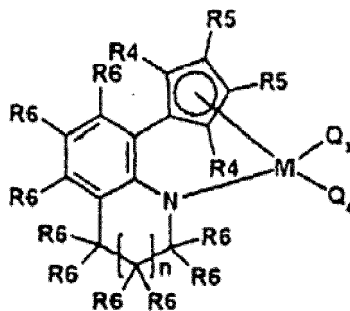


où R_1 s et R_2 s sont chacun indépendamment un groupe sélectionné parmi le groupe constitué de : un atome d'hydrogène ; un radical alkyle en C_{1-20} , un radical aryle en C_{6-20} , un radical silyle ; un radical alkényle en C_{2-20} , un radical alkylaryle en C_{7-20} , un radical arylalkyle en C_{7-20} ; et un radical métalloïde du Groupe 14 substitué par un hydrocarbyle en C_{1-20} , dans lequel R_1 et R_2 peuvent être connectés l'un à l'autre par un radical alkylidène contenant un radical alkyle en C_{1-20} ou un radical aryle afin de former un cycle ; chacun des groupes R_3 s sont indépendamment un groupe sélectionné parmi le groupe constitué de : un atome d'hydrogène ; un radical halogène ; un radical alkyle en C_{1-20} , un radical aryle en C_{6-20} , un radical alcoxy en C_{1-20} , un radical aryloxy en C_{6-20} , et un radical amino, dans lequel au moins deux R_3 s peuvent être connectés l'un à l'autre pour former un cycle aliphatique ou aromatique ; CY_1 est un cycle aliphatique ou aromatique substitué ou non substitué ;

M est un métal de transition du Groupe 4 ; et Q_1 et Q_2 sont chacun indépendamment un groupe sélectionné parmi le groupe constitué de : un radical halogène ; un radical alkylamido en C_{1-20} , un radical arylamido en C_{6-20} ; un radical alkyle en C_{1-20} , un radical alkényle en C_{2-20} , un radical aryle en C_{6-20} , un radical alkylaryle en C_{7-20} , un radical arylalkyle en C_{7-20} ; et un radical alkylidène en C_{1-20} .

2. Complexe de métaux de transition selon la revendication 1, représenté par la Formule 2 ci-dessous :

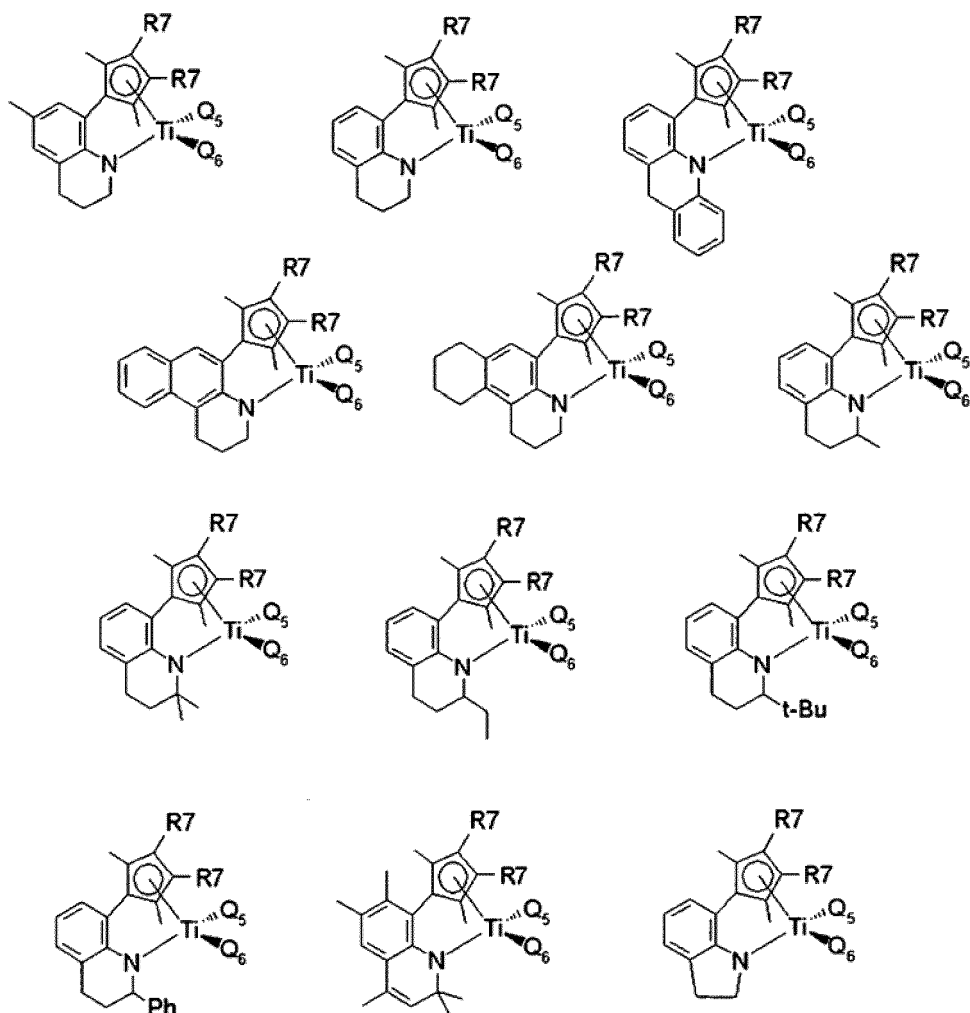
Formule 2



où R_4 s et R_5 s sont chacun indépendamment un groupe sélectionné parmi le groupe constitué de : un atome d'hydrogène ; et un alkyle en C_{1-20} , un aryle en C_{6-20} et un radical silyle ; chacun des groupes R_6 s sont indépendamment un groupe sélectionné parmi le groupe constitué d'un atome d'hydrogène ; un alkyle en C_{1-20} ou un radical aryle en C_{6-20} ; un radical alkényle en C_{2-20} , un radical alkylaryle en C_{7-20} , un radical arylalkyle en C_{7-20} ; un radical alkoxy en C_{1-20} , un radical aryloxy en C_{6-20} et un radical amino, dans lequel au moins deux groupes R_6 s peuvent être connectés l'un à l'autre pour former un cycle aliphatique ou aromatique ; Q_3 et Q_4 sont chacun un groupe sélectionné parmi le groupe constitué de : un radical halogène ; un radical

alkylamido en C₁₋₂₀, un radical arylamido en C₆₋₂₀ ; et un radical alkyle en C₁₋₂₀ ; n représente un nombre entier valant 0 ou 1 ; et M représente un métal de transition du Groupe 4.

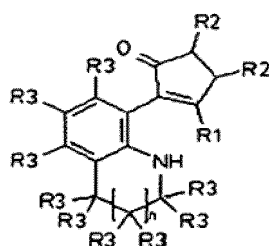
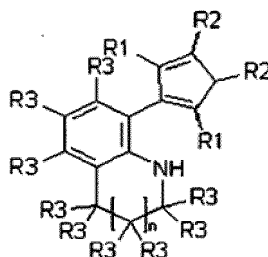
3. Complexe de métaux de transition selon la revendication 1, sélectionné parmi le groupe constitué de composants représentés par les Formules suivantes :



où chacun des groupes R₇s sont indépendamment un atome d'hydrogène ou un radical méthyle et Q₅ et Q₆ sont chacun indépendamment un groupe sélectionné parmi le groupe constitué de : un méthyle, un diméthylamino et un radical chlorure.

4. Composant à base d'aminé représenté par les Formules 3 et 5 ci-dessous :

Formule 3 Formule 4



où R_1 et R_2 sont chacun indépendamment un groupe sélectionné parmi le groupe constitué de : un atome d'hydrogène ; un radical alkyle en C_{1-20} , un radical aryle en C_{6-20} , un radical silyle ; un radical alkényle en C_{2-20} , un radical alkylaryle en C_{7-20} , un radical arylalkyle en C_{7-20} ; et un radical métalloïde du Groupe 14 substitué par un hydrocarbyle en C_{1-20} , dans lequel R_1 et R_2 peuvent être connectés l'un à l'autre par un radical alkylidène contenant un alkyle en C_{1-20} ou un radical aryle en C_{6-20} afin de former un cycle ; chacun des groupes R_3 s sont indépendamment un groupe sélectionné parmi le groupe constitué de : un atome d'hydrogène ; un radical halogène ; un radical alkyle en C_{1-20} , un radical aryle en C_{6-20} , un radical alcoxy en C_{1-20} , un radical aryloxy en C_{6-20} et un radical amido, dans lequel au moins deux groupes R_3 s peuvent être connectés l'un à l'autre afin de former un cycle aliphatique ou aromatique ; et n est un nombre entier tel que 0 ou 1.

5. Composition de catalyseur comprenant : un complexe de métaux de transition représenté par la Formule 1 de la revendication 1 ; et au moins un composant cocatalyseur sélectionné parmi le groupe constitué de composants représentés par les Formules 5, 6 et 7 ci-dessous :



Formule 5,

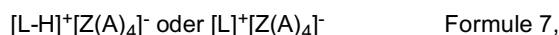
où chacun des groupes R_8 s sont indépendamment un groupe sélectionné parmi le groupe constitué de : un radical halogène ; un radical hydrocarbyle en C_{1-20} ; et un radical hydrocarbyle en C_{1-20} substitué par un atome d'halogène ; et

a représente un nombre entier valant 2 ou supérieur ;



Formule 6,

où D représente un aluminium ou un bore et R_8 est tel que décrit ci-dessus ; et

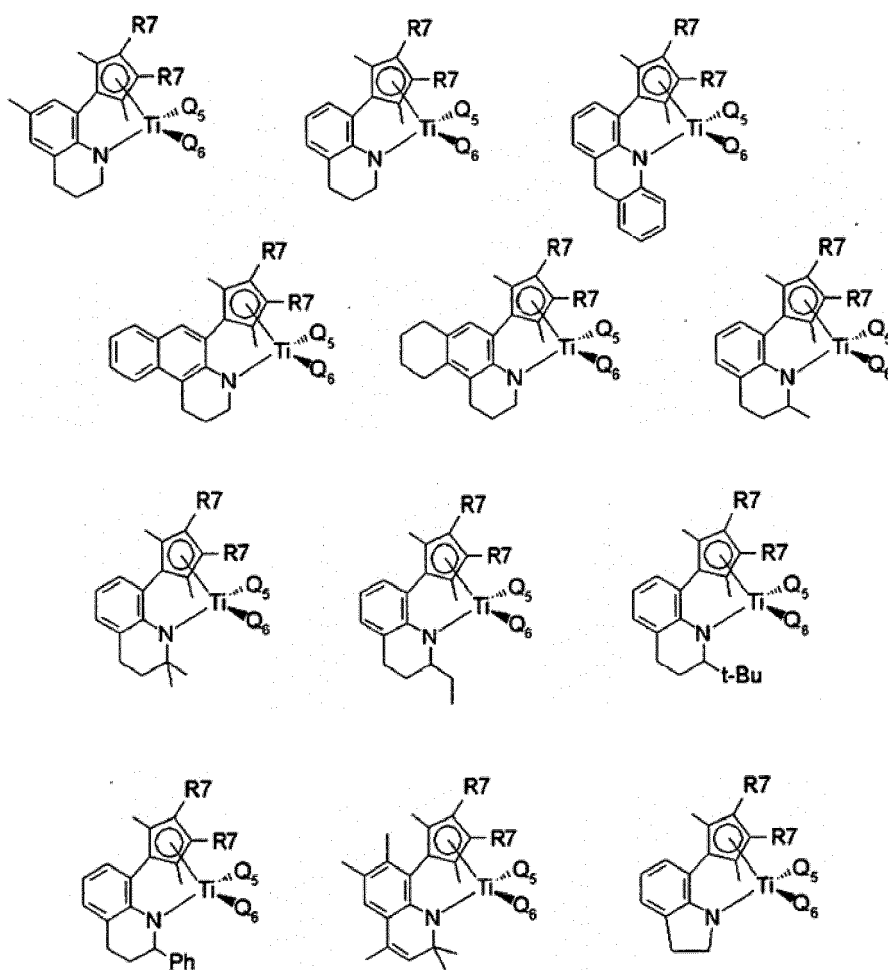


Formule 7,

où L représente un acide de Lewis neutre ou cationique ; H représente un atome d'hydrogène Z représente un Groupe de 13 atomes ; et chacun des A s sont indépendamment un aryle en C_{6-20} ou un radical alkyle en C_{1-20} dans lequel au moins un atome d'hydrogène est substitué par un atome d'halogène ou un radical hydrocarbyle en C_{1-20} , un radical alcoxy en C_{1-20} ou un radical phénoxy.

6. Composition de catalyseur selon la revendication 5, dans laquelle le complexe de métaux de transition représenté

par la Formule 1 est sélectionné parmi le groupe de composants représenté par les formules suivantes :

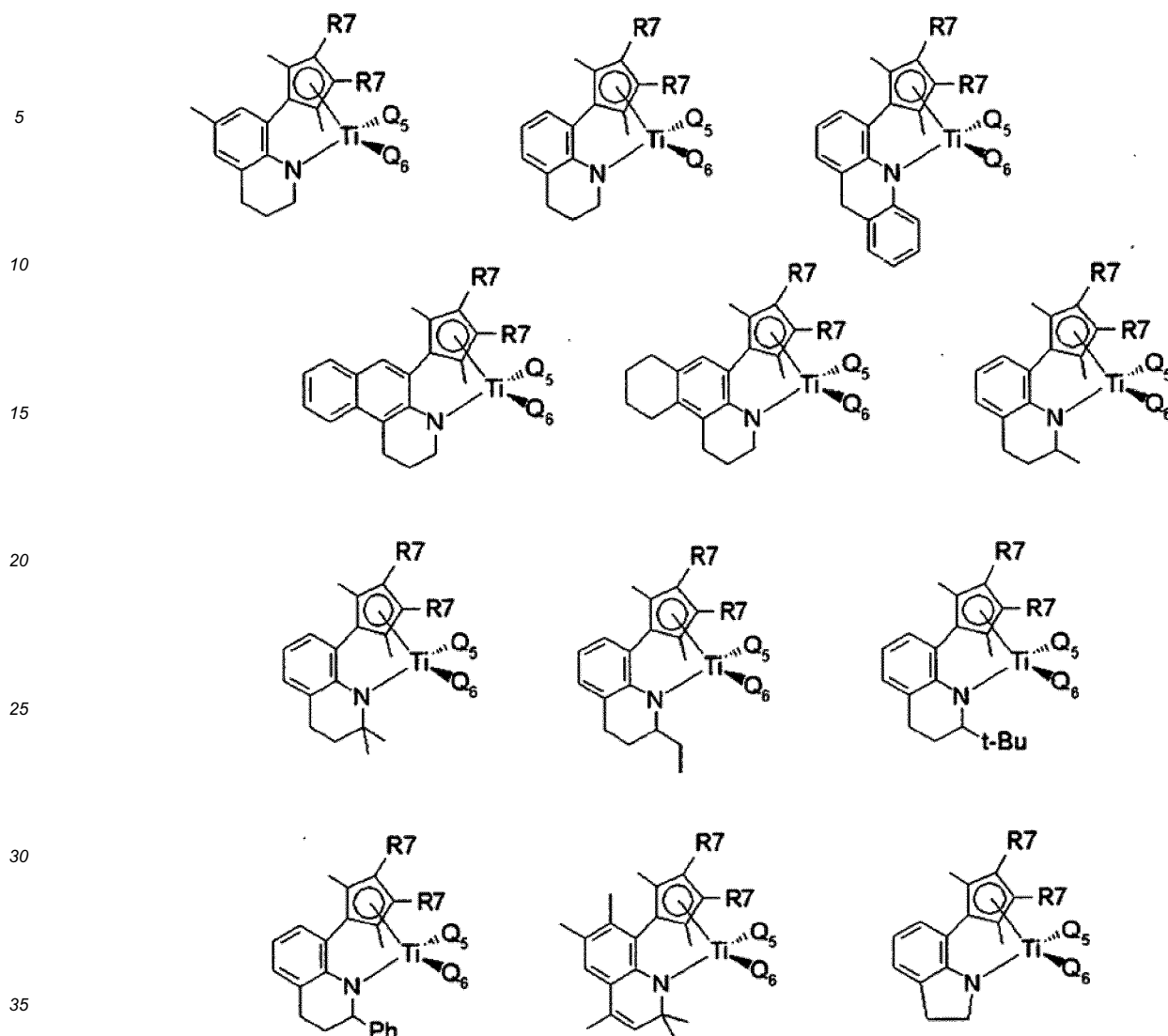


où chacun des groupes R₇s sont indépendamment un atome d'hydrogène ou un radical méthyle et Q₅ et Q₆ sont chacun indépendamment un groupe sélectionné parmi le groupe constitué de : un méthyle, un diméthylamido et un radical chlorure.

7. Procédé de préparation d'une composition de catalyseur selon la revendication 5, comprenant :

mettre le complexe de métaux de transition représenté par la Formule 1 en contact avec le composant catalyseur représenté par la Formule 5 ou 6 afin d'obtenir un mélange ; et ajouter le composant catalyseur représenté par la Formule 7 au mélange.

8. Procédé selon la revendication 7, dans lequel le complexe de métaux de transition représenté par la Formule 1 est sélectionné parmi le groupe constitué de composants représentés par les formules suivantes :



où chacun des groupes R_7 s sont indépendamment un atome d'hydrogène ou un radical méthyle et Q_5 et Q_6 sont chacun indépendamment un groupe sélectionnée parmi le groupe constitué de : un méthyle, un diméthylamino et un radical chlorure.

9. Procédé selon la revendication 7, dans lequel le rapport molaire entre le complexe de métaux de transition et le composé représenté par la Formule 5 ou 6 se situe dans la plage de 1:2 à 1:5000 et le rapport molaire entre le complexe de métaux de transition et le composant représenté par la Formule 7 se situe dans la plage de 1:1 à 1:25.
10. Procédé de synthèse d'un polymère à base d'oléfine, dans lequel la composition de catalyseur selon la revendication 5 est mise en contact avec un monomère.
11. Procédé selon la revendication 10, dans lequel le monomère est au moins un groupe sélectionné parmi le groupe constitué d'éthylène, 1-butène, propylène, 1-pentène, 4-méthyle-1-pentène, 1-hexène, 1-heptène, 1-octène, 1-décène, 1-undécène, 1-dodécène, 1-tétradécène, 1-hexadécène et 1-éicosène.
12. Polymère d'oléfine préparé en utilisant le procédé selon la revendication 10.
13. Polymère à base d'oléfine selon la revendication 12, dans lequel le monomère comprend de l'éthylène ; et au moins un comonomère sélectionné parmi le groupe constitué de propylène, 1-butène, 1-hexène, 4-méthyle-1-pentène et 1-octène.

REFERENCES CITED IN THE DESCRIPTION

This list of references cited by the applicant is for the reader's convenience only. It does not form part of the European patent document. Even though great care has been taken in compiling the references, errors or omissions cannot be excluded and the EPO disclaims all liability in this regard.

Patent documents cited in the description

- US 5064802 A [0002]
- US 6548686 B [0008]

Non-patent literature cited in the description

- *Chem. Rev.*, 2003, vol. 103, 283 [0003]
- *Organometallics*, 1997, vol. 16, 5958 [0008]
- **MU et al.** *Organometallics*, 2004, vol. 23, 540 [0008]
- **ROTHWELL et al.** *Chem. Commun.*, 2003, 1034 [0008]
- *Organometallics*, 1999, vol. 18, 348 [0008]
- **HESSEN et al.** *Organometallics*, 1998, vol. 17, 1652 [0008]
- *J. Organomet. Chem.*, 2000, vol. 608, 71 [0008]