



(12) **EUROPEAN PATENT APPLICATION**

(43) Date of publication:
04.02.2009 Bulletin 2009/06

(51) Int Cl.:
A41D 15/04 (2006.01) **A45F 4/12** (2006.01)
A45C 13/18 (2006.01) **A45F 3/14** (2006.01)

(21) Application number: **08158328.8**

(22) Date of filing: **16.06.2008**

(84) Designated Contracting States:
AT BE BG CH CY CZ DE DK EE ES FI FR GB GR HR HU IE IS IT LI LT LU LV MC MT NL NO PL PT RO SE SI SK TR
Designated Extension States:
AL BA MK RS

(72) Inventors:
• **Chih, Tsai-Tung**
Kaohsiung City 807 (TW)
• **Tien, Ying-Chun**
Kaohsiung City 807 (TW)
• **Tien, Li-Wei**
Kaohsiung City 807 (TW)

(30) Priority: **31.07.2007 TW 96212543 U**

(71) Applicant: **Chih, Tsai-Tung**
Sanmin District
Kaohsiung City 807 (TW)

(74) Representative: **Viering, Jentschura & Partner**
Grillparzerstrasse 14
81675 München (DE)

(54) **Wearable bag with security defense**

(57) The present invention pertains to a wearable bag (5) comprising a body (51) divided by two panels (51a,51b), two shoulder straps (52) respectively disposed on two panels, and a zipper (53) with two zipper tracks (531) and two zipper tabs (532,533). Particularly, the body has a plurality of pockets (54) disposed therein, which are sewed to the front side thereof; further the panels (51a,51b) are interlocked to form a bag (5) with the shoulder straps (52) by the zipper tabs (532,533) sliding toward the same direction along the zipper tracks (531); relatively, the panels are detached to form a wearable vest while the zipper tabs slide toward a reverse direction. As a result, the present invention provides with multiple uses for the conversion of a bag and a vest and also facilitates to decrease the possibility of robbery for increasing the security defense.

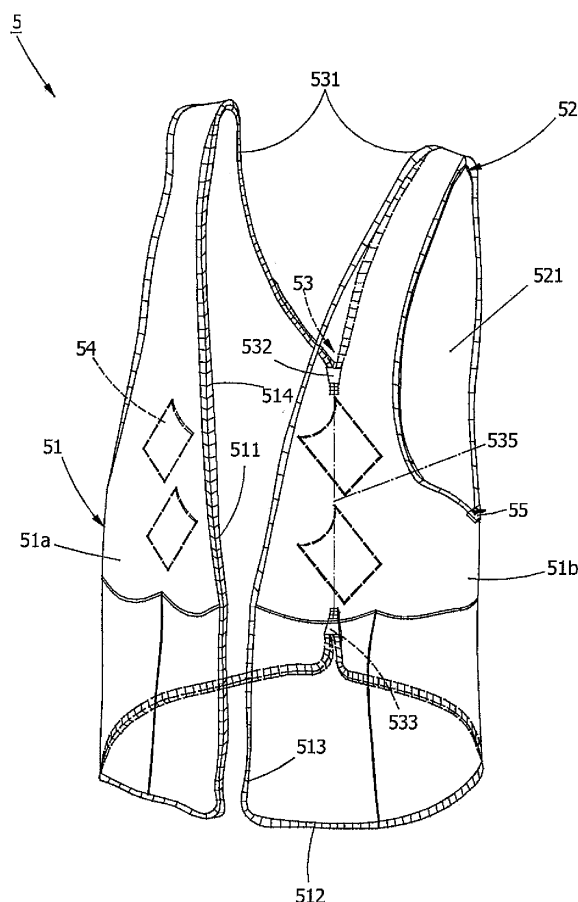


FIG. 4

Description

BACKGROUND OF THE INVENTION

1. Field of the Invention

[0001] The present invention relates to a bag design, in particular a wearable bag with security defense.

2. Description of the Related Art

[0002] Referring to Fig. 1, a conventional bag 1 comprises a lower portion 11, an upper portion 12, and a zipper 13; wherein, the lower portion 11 provides with an opening portion 111 disposed in the center thereof, which consists of a border 112 and a side margin 113; furthermore, the upper portion 12 attaches to the lower portion 11 and includes two opposite panels 12a and 12b disposed thereon; a zipper 13 is defined on the border 112 and the side margin 113.

[0003] Further referring to Fig. 2 and 3, while drawing the zipper 13 together, a zipper track 131 is formed to result in the overlapping of the upper and lower portions 11, 12. Additionally, the lower portion 11 is everted to turn out the inside thereof, and the opposite panels 12a and 12b are folded into the lower portion 11. Subsequently, a shoulder strap is alternatively coupled to the lower portion 11 so as to accomplish an integral bag 1.

[0004] The conventional bag 1 can be in multiple uses, for instance of a bag and a vest; however, by means of the zipper 13 disposed on the lower portion 11, there may be some security concerns with respect to the bag 1. That is, the bag 1 can not be thoroughly interlocked due to the zipper 13 merely arranged in the lower portion 11 so that people need to entirely drawing the junction of the overlapping of the lower portion 11 apart while taking out the personal articles, hence causing the security leak, for instance of being robbed or stolen. Moreover, the bag 1 may concern about the conversion between the bag and the vest, but there are still some inconveniences in use while reconverting into the bag.

SUMMARY OF THE INVENTION

[0005] The object of the present invention is to provide a wearable bag which decreases the possibility of being robbed for enhancing the security defense and simultaneously provides with multiple uses by alternatively converting into a bag or a vest.

[0006] The wearable bag in accordance with the present invention comprises a body, two shoulder straps and a zipper; wherein, the body is divided into two panels, which respectively comprises an upper margin, a bottom margin, a flank margin, and a connecting portion disposed around the circumferences thereof; further, the shoulder straps separately are disposed on the panels. The zipper includes two zipper tracks and two zipper tabs respectively disposed on two distal ends of the zipper

tracks. Accordingly, the panels are attached to form a bag via the zipper tabs sliding toward the same direction along the zipper tracks so that users can rest the bag under the supporting of the shoulder straps and take out the articles without drawing the entire bag apart; relatively, the panels are detached to form a wearable vest while the zipper tabs slide toward a reverse direction. As a result, the present invention provides with multiple conversions and facilitates to improve the problem of the robbery for increasing the security defense.

[0007] The advantages of the present invention over the known prior art will become more apparent to those of ordinary skilled in the art upon reading the following descriptions in conjunction with the accompanying drawings.

BRIEF DESCRIPTION OF THE DRAWINGS

[0008]

- Fig. 1 is a schematic view showing a conventional invention;
- Fig. 2 is a schematic view showing a state of drawing the zipper together of the conventional invention;
- Fig. 3 is a schematic view showing the conversion from a vest into an integral bag of the conventional invention;
- Fig. 4 is a schematic view showing a vest state of a first preferred embodiment of the present invention;
- Fig. 5 is a front view showing the inner side of Fig.4;
- Fig. 6 is a schematic view showing a bag state of the first preferred embodiment;
- Fig. 7 is a schematic view showing a vest state of a second preferred embodiment of the present invention; and
- Fig. 8 is a schematic view showing a bag state of the second preferred embodiment.

DETAILED DESCRIPTION OF THE PREFERRED EMBODIMENTS

[0009] Before the present invention is described in greater detail, it should be noted that the similar elements are denoted by the same reference numerals throughout the disclosure.

[0010] Referring to Fig. 4 and 5, a wearable bag 5 of the first preferred embodiment comprises a body 51, two shoulder straps 52, and a zipper 53; wherein, the body 51 is divided into two symmetrical panels 51a and 51b, which separately have an upper margin 511, a bottom margin 512, a flank margin 513, and a connecting portion 514 disposed around both circumferences thereof; further, a plurality of pockets 54 are slantingly sewed to a front side of the body 51 for permitting users to easily and conveniently take out the article 6 in the pockets 54.

[0011] Still further, two shoulder straps 52 are sepa-

rately disposed on two panels **51a** and **51b**, and each of the shoulder straps **52** has its two sides connecting to the upper margin **511** of the body **51** and an opening **521** formed thereon; moreover, an adjustable fastener **55** is disposed around the opening **521** for adjusting the dimension thereof and is able to be arranged as a zipper assembly, buttons, or other adequate fastener devices. The arrangement of zipper assembly herein is adopted in the preferred embodiment of the present invention.

[0012] A zipper **53** comprises two zipper tracks **531** disposed thereon and two zipper tabs **532** and **533** respectively disposed across said two zipper tracks **531**; wherein, a linking line **535** is defined between two distal ends of the zipper tracks **531**; further, the zipper tracks **531** extend from one side of the linking line **535**, go along one side of the shoulder traps **52** and through the flank margins **513** and the bottom margins **512** of the panels **51a** and **51b**, and finally terminate at the other side thereof. Furthermore, the zipper tracks **531** are formed in a detachment when the zipper tabs **532** and **533** remove along the zipper tracks **531** toward a reverse direction, thus converting from a vest into a bag (shown in Fig. 6).

[0013] In use, the present invention is assumed to be initially arranged as a bag shown in Fig. 6. The zipper tracks **531** are detached by the zipper tabs **532** and **533** drawn apart toward an opposite direction and both stopped at two distal ends of the linking line **535**, which result in separating two panels **51a** and **51b** for converting the bag into a vest **5** as shown in Fig. 4. As a result, users can respectively raise their arms through the openings **521** of the shoulder straps **52** and conveniently put in or take out personal articles **6** from the pockets **54** slantingly sewed to the front side of the body **51** without everting the panels **51a**, **51b**, whereby users are able to confirm the articles **6** with them. Therefore, the vest **5** of the present invention aids in reducing the possibility of being robbed for promoting the security defense.

[0014] Still referring to Fig. 4 to Fig. 6, relatively, the present invention is assumed to be initially arranged as a vest shown in Fig. 4. While drawing the zipper tabs **532** and **533** separately toward the direction of the bottom margins **512** and the upper margins **511** to intersect at the same point, the panels **51a** and **51b** are interlocked together as shown in Fig. 6, so that the shoulder straps **53** are worn to the shoulder of the user by penetrating his arm through the openings **521**, whose dimension is adjustable via the adjustable fastener **55**. Additionally, the user can simply take the articles **6** in the pockets **54** by slightly pulling the zipper taps **532** and **533** apart instead of entirely drawing them apart, thereby increasing the convenience and decreasing the security leak.

[0015] Referring to Fig. 7 and 8, a wearable bag **5** of the second preferred embodiment of the present invention comprises the elements, operation, and the effects similar to the first preferred embodiment. Notably, the zipper tracks **531** are arranged along an outer circumference of each of the two shoulder straps **52**; that is, the two zipper tracks **531** extend from one side of the linking

line **535**, directly through the upper margins **511**, the flank margins **513** and the bottom margins **512** of the panels **51a** and **51b**, and then terminate at the other side thereof. In use, while the present invention is assumed to be initially arranged as a bag shown in Fig. 8 the panels **51a** and **51b** are detached by the zipper tabs **532** and **533** sliding toward the reverse direction to form a vest as shown in Fig. 7, thus the user can easily put on the body **51** by stretching his arm through the shoulder straps **52**.

[0016] Relatively, the zipper tabs **532** and **533** are separately sliding toward the direction of the bottom margins **512** and of the upper margins **511**, thus the zipper **53** are interlocked together to convert the vest into the bag **5** (shown from Fig. 7 to Fig. 8). The effects of the second preferred embodiment are as the same as the first preferred embodiment, which are accordingly omitted.

[0017] To sum up, the present invention takes advantage of a wearable bag which can be alternatively converted into a vest or a bag via movements of two zipper tabs of the zipper, thereby providing with multiple conversions between the bag and the vest and reducing the possibility of being robbed for increasing the security defense.

[0018] While we have shown and described the present invention with reference to the specific preferred embodiment, it should be clear to those skilled in the art that further embodiments may be made without departing from the scope of the present invention.

Claims

1. A wearable bag with security defense (5) comprising a body (51) with two symmetrical panels (51a, 51b) and a zipper (53) disposed on said two panels (51a, 51b);
characterized in that each of said two panels (51a, 51b) being comprised of an upper margin (511), a bottom margin (512), a flank margin (513), and a connecting portion (514) disposed around a circumference of each panel (51a, 51b);
two shoulder straps (52) separately disposed on said two panels (51a, 51b); each of said two shoulder straps (52) having two sides thereof engaged to said upper margin (511) of said body (51) and an opening (521) located on each said shoulder strap (52); and said zipper (53) further comprising two zipper tracks (531) disposed thereon and two zipper tabs (532, 533) disposed across said two said zipper tracks (531) for sliding thereon; wherein, a linking line (535) being defined between two distal ends of said two zipper tracks (531); said two zipper tracks (531) extending from one side of said linking line (535), passing through said flank margins (513) and said bottom margins (512) of said two panels (51a, 51b), and terminating at the other side thereof; said two zipper tracks (531) being transformed into a state of detachment while removing said zipper tabs (532,

533) toward a reverse direction.

2. The wearable bag as claimed in claim 1, wherein said two zipper tracks (531) are arranged along an outer circumference of each of said two shoulder straps (52). 5
3. The wearable bag as claimed in claim 1, wherein an adjustable fastener (55) is disposed around each of said openings (521) of said shoulder straps (52). 10
4. The wearable bag as claimed in claim 3, wherein said adjustable fastener (55) is fabricated of a zipper assembly or buttons. 15
5. The wearable bag as claimed in claim 1, wherein said body (51) has a plurality of pockets (54) disposed therein, which are sewed to a front side thereof. 20

25

30

35

40

45

50

55

60

65

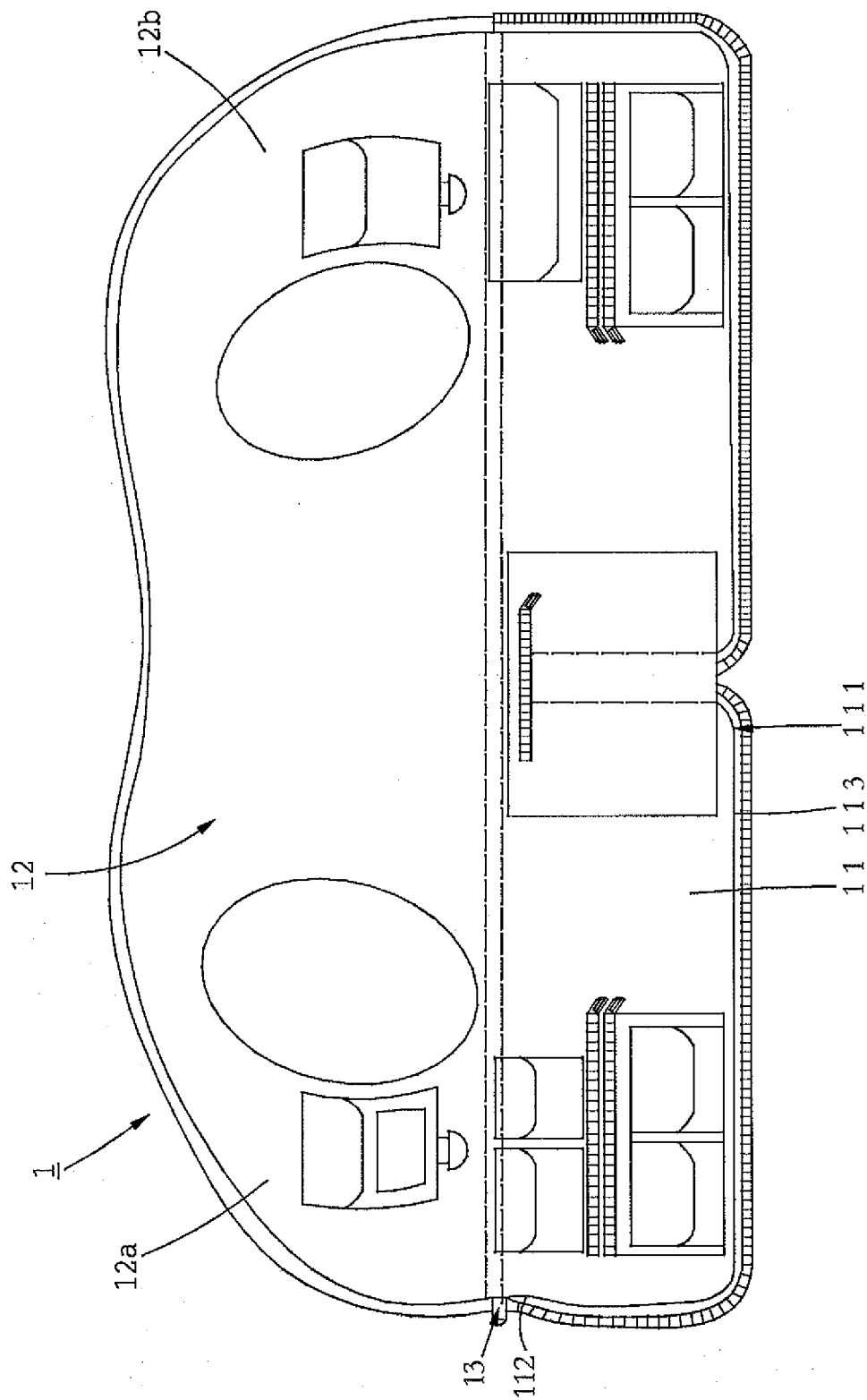


FIG. 1 (PRIOR ART)

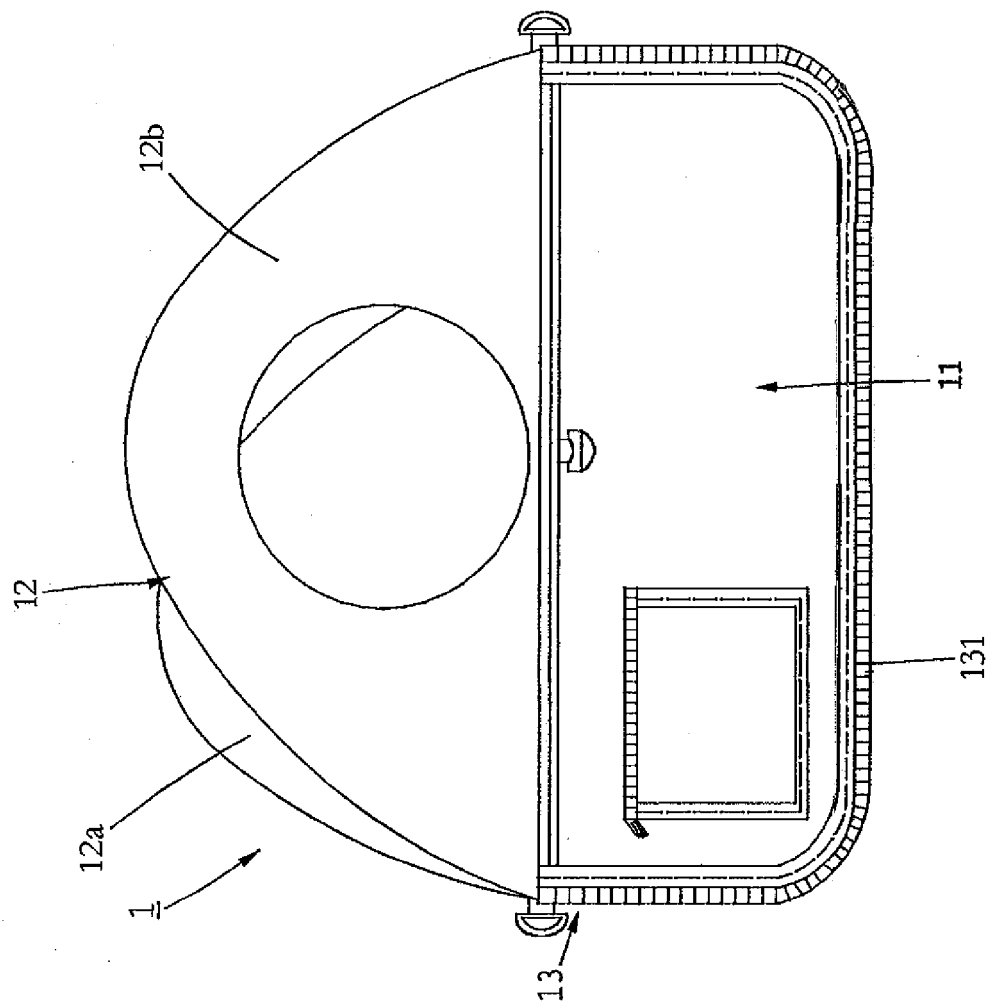
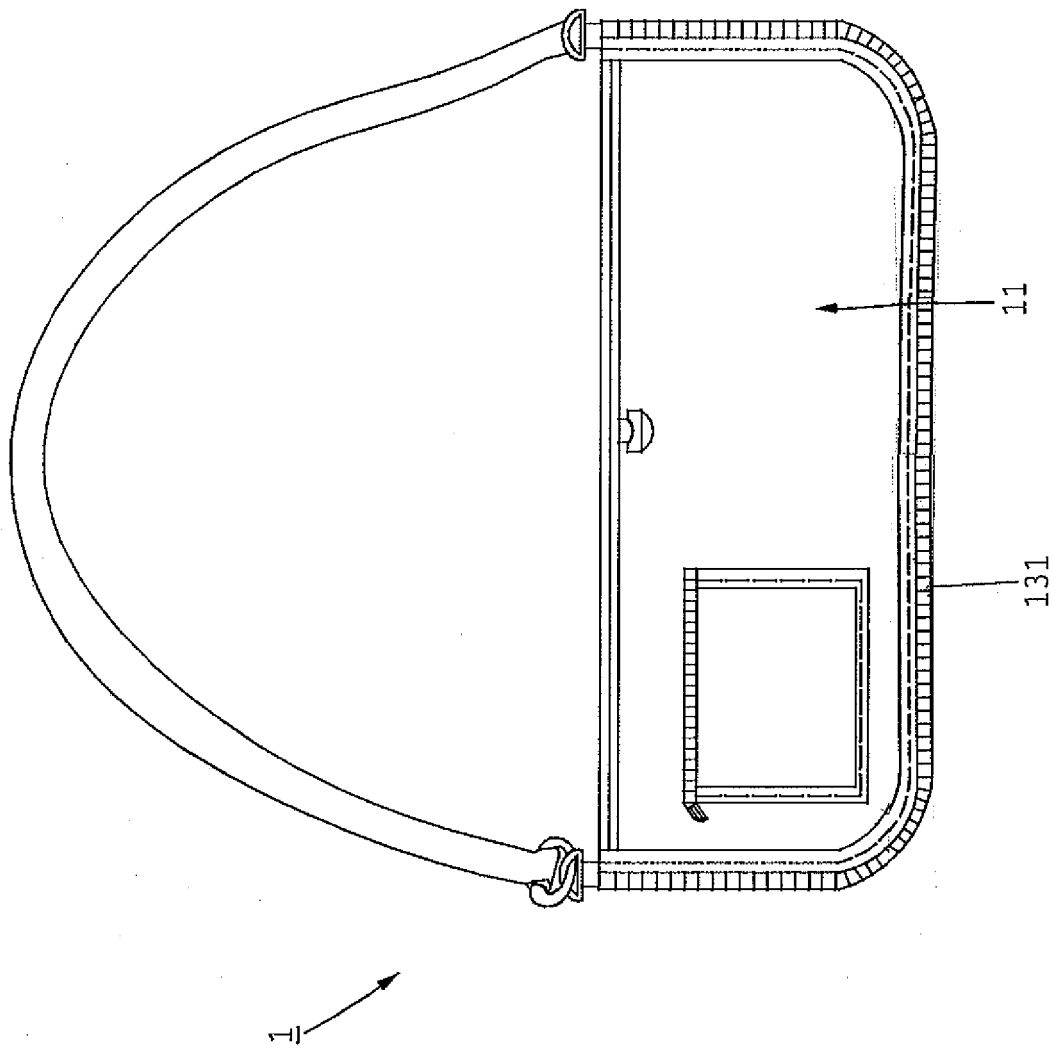


FIG. 2 (PRIOR ART)



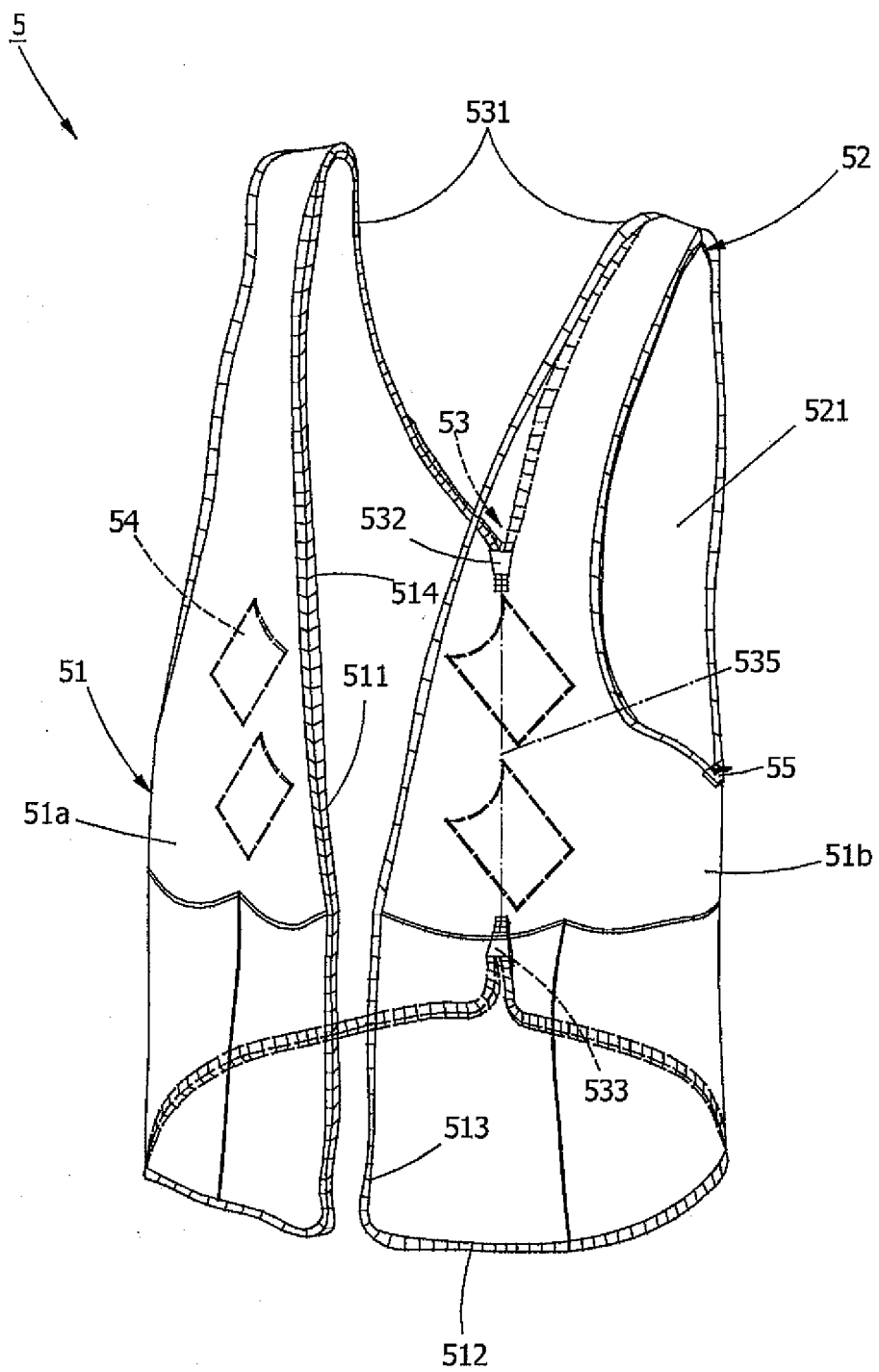


FIG. 4

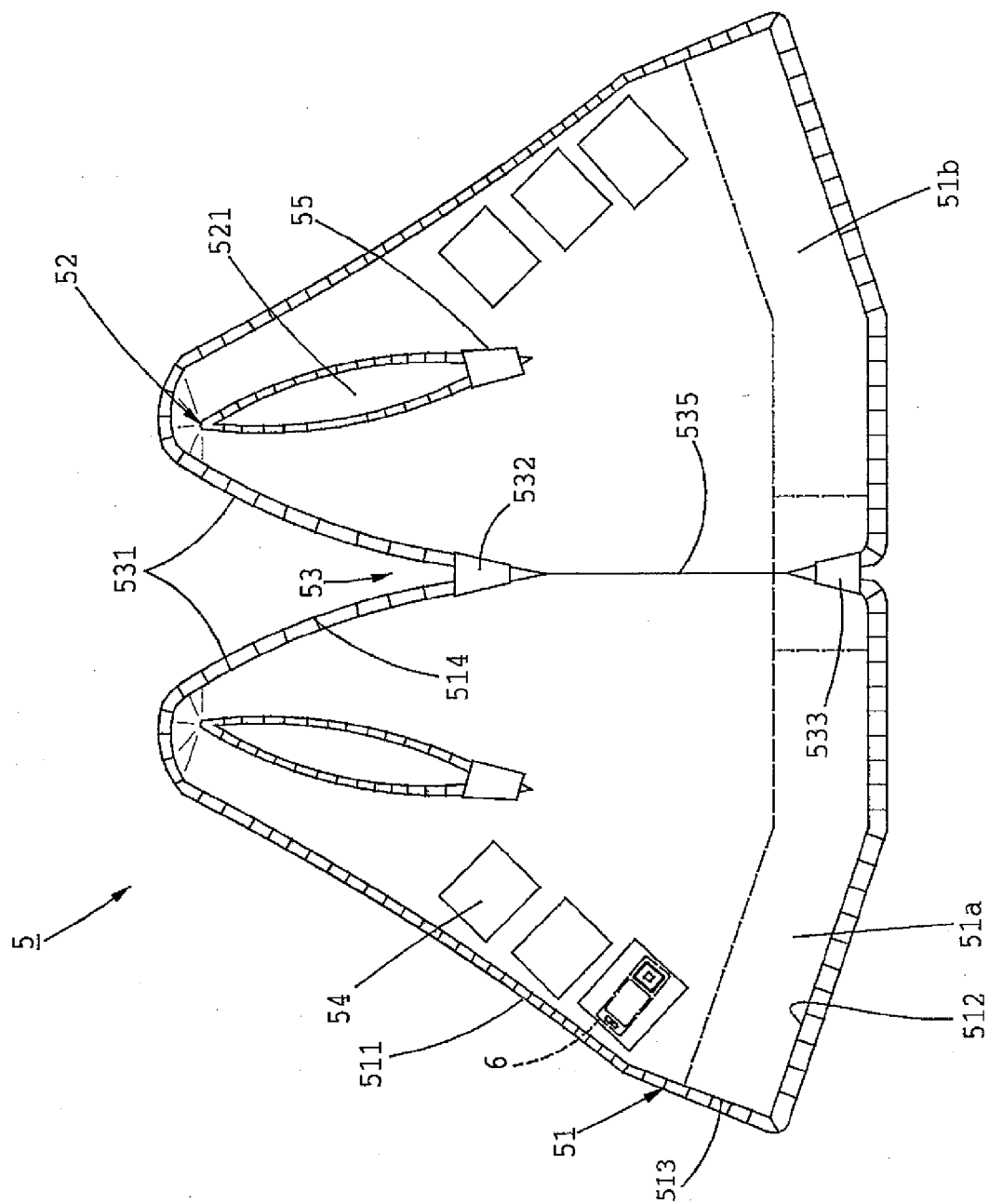


FIG. 5

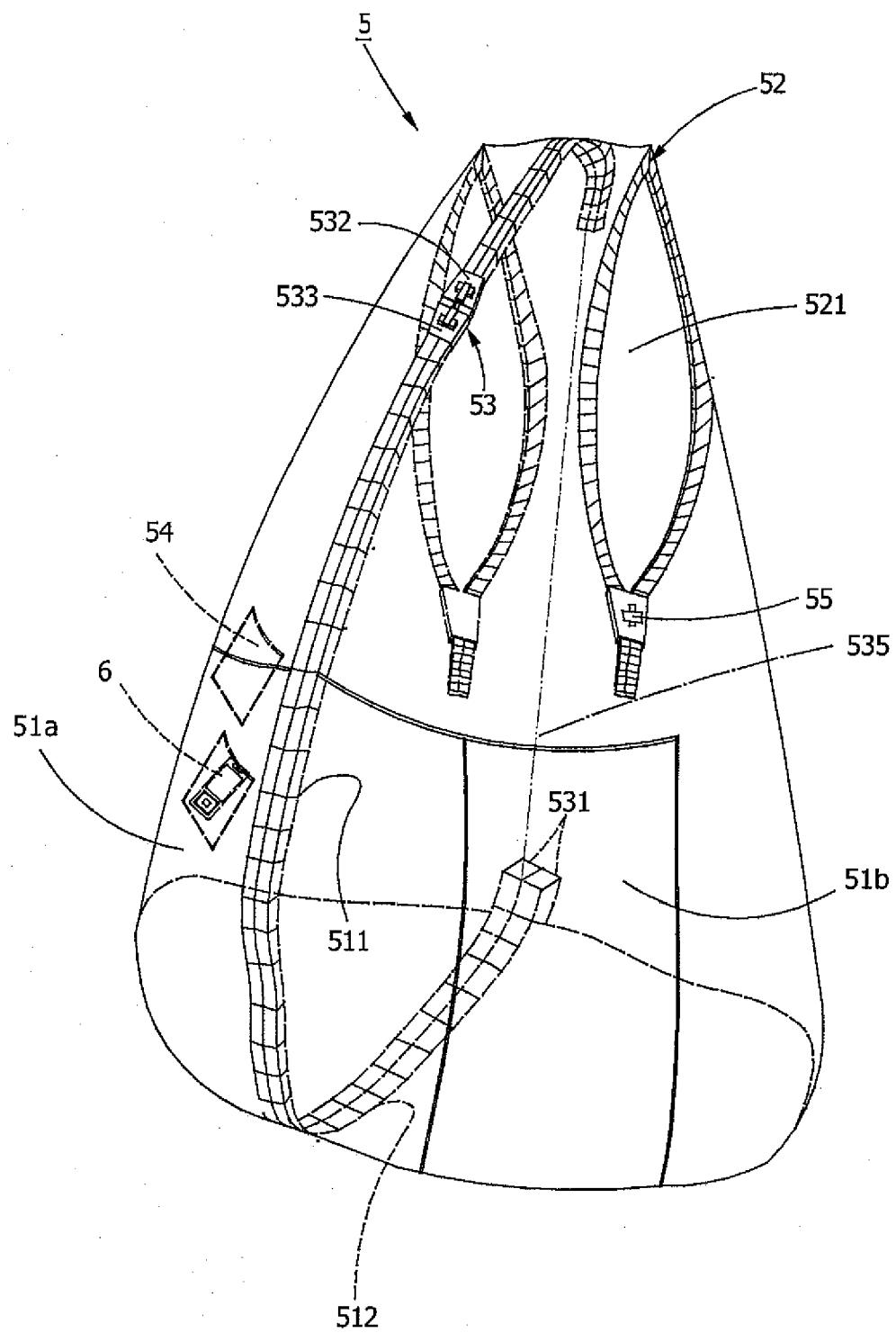


FIG. 6

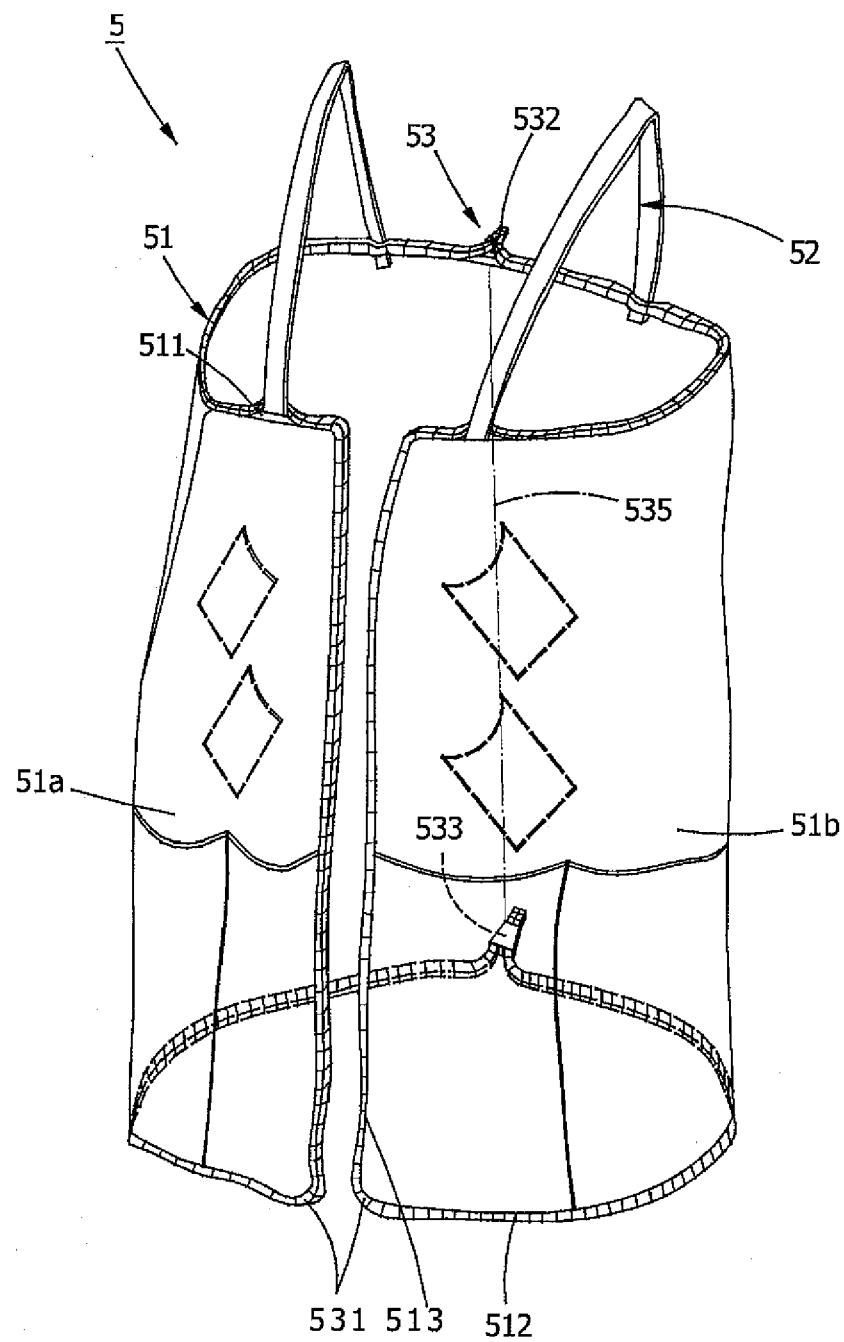


FIG. 7

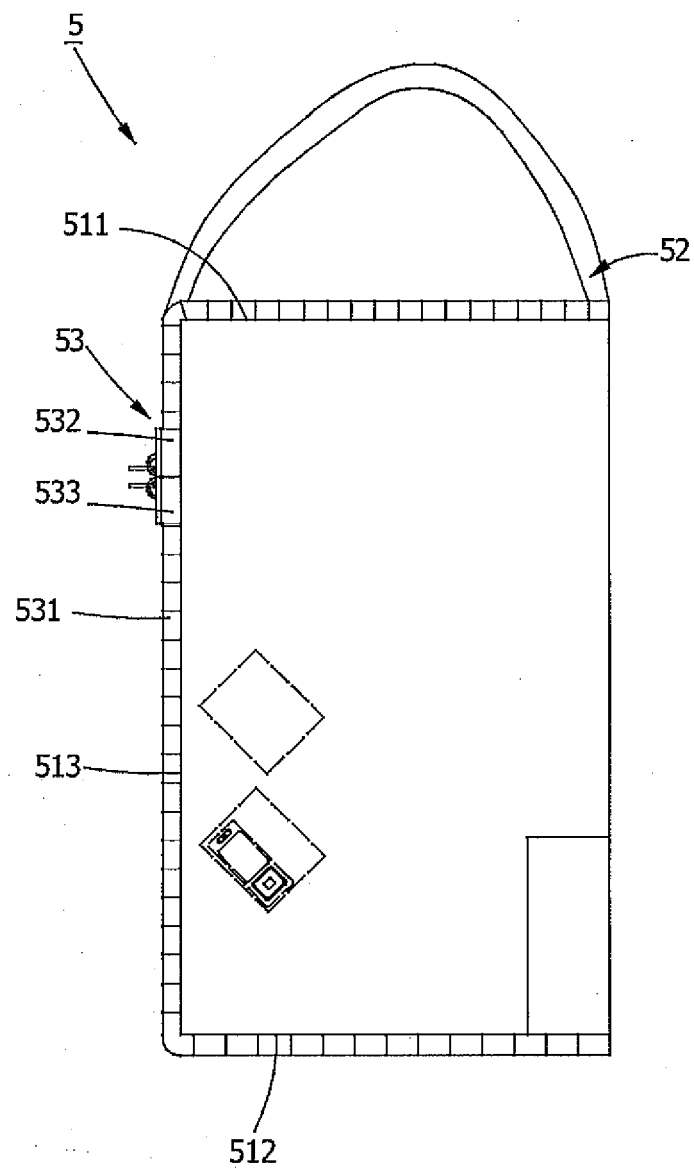


FIG. 8