



(12) **EUROPEAN PATENT APPLICATION**
published in accordance with Art. 153(4) EPC

(43) Date of publication:
17.06.2009 Bulletin 2009/25

(51) Int Cl.:
A45F 4/12 (2006.01) A41D 15/04 (2006.01)

(21) Application number: **07816505.7**

(86) International application number:
PCT/CN2007/002891

(22) Date of filing: **08.10.2007**

(87) International publication number:
WO 2008/043272 (17.04.2008 Gazette 2008/16)

(84) Designated Contracting States:
DE ES FR GB IT
Designated Extension States:
AL BA HR MK RS

(72) Inventor: **Li, Kowk Wa**
Wanchai, Hong Kong (CN)

(30) Priority: **09.10.2006 CN 200620015145 U**

(74) Representative: **Johansson, Lars E.**
Patron Carls väg 2
683 40 Uddeholm (SE)

(71) Applicant: **Li, Kowk Wa**
Wanchai, Hong Kong (CN)

(54) **CONVERTIBLE BAG**

(57) The present invention discloses a convertible bag, which comprises a main body forming a garment in a stretched-out state and a first accessory provided suitably on the main body; in which the first accessory is engaged upon converting the garment to the main body, to securely hide part of the garment into another part of the garment. The convertible bag may be a satchel, a shoulder bag, a handbag, or a backpack and may further comprise a bag cover, a strap and an inner bag. The first accessory may be a zipper, a buckle, a button, a velcro,

or a snap fastener. The garment may be a jacket, a vest, a shirt, a T-shirt, a sweater, a skirt or a pair of pants. Before conversion, the present convertible bag could store many items just like common bags, thus, it serves the purpose of storing and carrying items as common bags. Through simple converting operation, the convertible bag could be converted to a garment, and the converted garment is beautiful and comfortable. The garment could also be converted back to a bag whenever is needed. The present invention is simple, convenient, multi-functional, beautiful and comfortable.

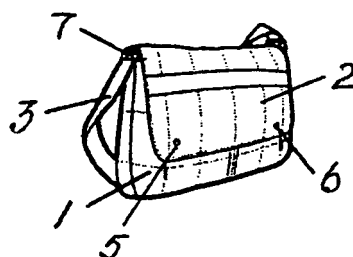


Fig. 1

Description

Field of the invention

[0001] This present invention relates to a convertible bag, and more particularly, relates to a convertible bag which could be converted into a garment.

Background of the invention

[0002] People take bags to store various articles when they go out. Generally, bags are only used for storing items, but have rarely been used for other functions. Especially, we need bigger bags for storing different types of items during a travel. However, when the items are taken out or consumed upon arrival, these bags might become troublesome. On the other hand, the weather may change suddenly or other unexpected events happen during the travel, thus, we might need to put on extra clothes. It would be embarrassing if we don't carry enough clothes. Then, if our bags could be converted to garments, the problem would be solved.

[0003] Likewise, in case of the temperature variation, such as entering into a warm shopping mall from a cold area, we need to spare a hand for carrying our garments after we take off the same. If we still have some other things to carry, it will be very inconvenient. However, if the garments are converted from convertible bags, we could convert the garments back to the convertible bags. Thus, not only we do not need to spare a hand to carry the garments, but also we can use the convertible bags to carry other items, which would be very user friendly.

[0004] Therefore, it is highly demanded that a convertible bag could be converted to a garment and vice versa. Presently, the existing convertible bags or convertible garments available in the market have the following disadvantages:

- i. A kind of convertible garment is provided with an additional bag. The conversion of the convertible garment is only to put the garment into the bag. Then, the prime function of the bag is to store the garment rather than to store other items. That is, the main purpose of the bag is to store the garment but not other things. Therefore, the bag attached to the garment cannot function as other common bags to store lots of things.
- ii. Some convertible bags or convertible garments are subject to a complex operation to finish the conversion, which is very inconvenient.
- iii. Some products only hide the bag inside the garment, that is, the bag is sewn or attached to the garment. As the bag is inside the garment, the user will feel very uncomfortable after putting on the garment due to the existence of the bag.

[0005] In addition, the existing convertible bags are generally made of waterproof or stiff materials, which

would make the wearers very uncomfortable. Moreover, the converted garments are generally relative large in size, monotonous in style and nonaesthetic in appearance.

Summary of the invention

[0006] The object of the present invention is to provide a simple, practical, beautiful and comfortable convertible bag to solve the above-mentioned disadvantages in the prior arts, i.e. the monotonous functions, complexity, nonaesthetic appearance and uncomfortability of the existing products.

[0007] To achieve the above-mentioned object, the present invention provides a convertible bag, which comprises a main body forming a garment in a stretched-out state and a first accessory provided suitably on the main body, in which the first accessory is engaged upon converting the garment to the main body, to securely hide part of the garment into another part of the garment.

[0008] In the present invention, the convertible bag may be a satchel, a shoulder bag, a handbag, or a backpack. The garment may be a jacket, a vest, a shirt, a T-shirt, a sweater, a skirt or a pair of pants. The first accessory may be a zipper, a buckle, a button, a velcro, or a snap fastener.

[0009] In addition, the convertible bag may further comprise a bag cover, and the bag cover may be detachably connected to the main body by virtue of a second accessory. Alternatively, the main body may be part of the garment and the bag cover may be the other part of the garment. A third accessory may be correspondingly provided at the bag cover and main body to enable the bag cover to abut against the main body closely. The second accessory or the third accessory may be a zipper, a buckle, a button, a velcro, or a snap fastener.

[0010] In addition, the convertible bag may further comprise a strap, and the strap may be detachably connected to the main body by virtue of a fourth accessory. The fourth accessory may be a zipper, a buckle, a button, a velcro, or a snap fastener.

[0011] In addition, an inner bag may be provided in the main body, and the inner bag may be detachably connected to the main body by virtue of a fifth accessory. The fifth accessory may be a zipper, a buckle, a button, a velcro, or a snap fastener.

[0012] In addition, the garment may further comprise an interlayer or a lining capable of containing the above bag cover, strap and/or inner bag after the convertible bag is stretched out to form a garment.

[0013] The convertible bag of the present invention has the following advantages. Before conversion, the present convertible bag could store many items just like common bags, thus, it serves the purpose of storing and carrying items as common bags. Through simple converting operation, the convertible bag could be converted to a garment, and the converted garment is beautiful and comfortable. The garment could also be converted back to a

bag whenever is needed. The present invention is simple, convenient, multi-functional, beautiful and comfortable.

Brief description of the drawings

[0014] The embodiments of present invention will be further discussed with reference to accompanying drawings, in which:

Fig. 1 is a perspective schematic view of the first embodiment of the convertible bag of the present invention;

Fig. 2 is a front view of a jacket converted from the main body of the first embodiment shown in Fig. 1; Fig. 3 is a back view of the jacket converted from the main body of the first embodiment shown in Fig. 1; Figs. 4-11 are schematic views illustrating the converting operation from the first embodiment of the present invention to a jacket;

Fig. 12 is a perspective schematic view of the second embodiment of the convertible bag of the present invention;

Fig. 13 is a front view of a jacket converted from the main body of the second embodiment shown in Fig. 12;

Fig. 14 is a back view of the jacket converted from the main body of the second embodiment shown in Fig. 12;

Figs. 15-23 are schematic views illustrating the converting operation from the second embodiment of the present invention to a jacket;

Fig. 24 is a perspective schematic view of the third embodiment of the convertible bag of the present invention;

Fig. 25 is a front view of a jacket converted from the main body of the third embodiment shown in Fig. 24; Fig. 26 is a back view of the jacket converted from the main body of the third embodiment shown in Fig. 24;

Figs. 27-34 are schematic views illustrating the converting operation from the third embodiment of the present invention to a jacket;

Fig. 35 is a perspective schematic view of the fourth embodiment of the convertible bag of the present invention;

Fig. 36 is a front view of a skirt converted from the main body of the fourth embodiment shown in Fig. 35;

Fig. 37 is a back view of the skirt converted from the main body of the fourth embodiment shown in Fig. 35;

Figs. 38-45 are schematic views illustrating the converting operation from the fourth embodiment of the present invention to a skirt;

Fig. 46 is a perspective schematic view of the fifth embodiment of the convertible bag of the present invention;

Fig. 47 is a front view of a pair of pants converted

from the main body of the fifth embodiment shown in Fig. 46;

Fig. 48 is a back view of the pants converted from the main body of the fifth embodiment shown in Fig. 46;

Figs. 49-57 are schematic views illustrating the converting operation from the fifth embodiment of the present invention to a pair of pants;

Fig. 58 is a perspective schematic view of the sixth embodiment of the convertible bag of the present invention;

Fig. 59 is a front view of a jacket converted from the main body of the sixth embodiment shown in Fig. 58;

Fig. 60 is a back view of the jacket converted from the main body of the sixth embodiment shown in Fig. 58;

Figs. 61-65 are schematic views illustrating the converting operation from the sixth embodiment of the present invention to a jacket.

Detailed description of the preferred embodiments

[0015] Figs. 1-11 illustrate the first embodiment of the convertible bag of the present invention. As shown in Fig. 1, the convertible bag is a satchel, comprising a main body 1, a bag cover 2 and a strap 3. The main body 1 could form a jacket in a stretched-out state. Fig. 2 and Fig. 3 are the front view and the back view of the jacket, respectively. The bag cover 2 is detachably connected to the main body 1 by virtue of a zipper 4 (refer to Fig. 6) correspondingly provided on the bag cover 2 and the main body 1. Snap fasteners 5 and 6 could further be correspondingly provided on the bag cover 2 and main body 1 to enable the bag cover 2 to abut against the main body 1 closely. The strap 3 is detachably connected to the main body 1 by virtue of buckles 7 as shown in a larger scale in Fig. 5. The above zippers, snap fasteners and buckles are interchangeable, or could be replaced by other accessories, such as velcros, buttons or pins.

[0016] Zippers 8 and 9 are provided at the bottom part of the main body 1 corresponding to the middle part of the converted jacket. During the course of forming the main body 1 from the jacket, the zippers 8 and 9 are zipped up after the upper half of the jacket is hidden into the lower half thereof to form a complete bag. Fig. 6 shows that two zippers are provided at the bottom part of the main body along the whole length thereof. However, a single zipper could be provided along the whole length of the bottom part of the main body. To make the appearance of the converted jacket aesthetic, welts 10 could be used to cover the zippers. In addition, the above zippers could be replaced by other accessories, such as snap fasteners, buckles, velcros, buttons or pins.

[0017] Figs. 4-11 illustrate the converting operation from the first embodiment of the present invention to a jacket. Firstly, as shown in Figs. 4 and 5, the buckles 7 are released to detach the strap 3 from the main body 1. Then, as shown in Fig. 6, the snap fasteners 5 and 6 are

unbuttoned and the zipper 4 is unzipped, to detach the bag cover 2. Next, as shown in Figs. 7 and 8, the zippers 8 and 9 are unzipped. Finally, as shown in Figs. 9-11, the upper half of the jacket hidden in the main body 1 is pulled out, thus, the conversion from a convertible bag to a jacket is finished.

[0018] Likewise, the conversion from the jacket shown in Fig. 2 or 3 back to the convertible bag shown in Fig. 1 could be realized by only reversing the converting operation shown in Figs. 4-11. That is, the upper half of the jacket is firstly pushed into the lower half of the jacket to be hidden by the latter. And then, the zippers 8 and 9 are zipped up to form a complete main body 1. Next, the bag cover 2 is attached to the main body 1 by means of the zipper 4, and the snap fasteners 5 and 6 on the bag cover 2 are buttoned. Finally, the strap 3 is attached by means of the buckles 7. Thus, a jacket is converted into a beautiful and useful bag.

[0019] In the first embodiment, as the convertible bag stores the upper half of the jacket, it may be inconvenient to take out items from or put them into the bag. Therefore, the inventor proposes a second embodiment of the present invention, that is, an inner bag is added, as shown in Figs. 12-23.

[0020] As shown in Fig. 12, the second embodiment of the present invention is similar to the first embodiment, except that an inner bag 11 (refer to Fig. 18) is provided in the main body 1 of the second embodiment. The inner bag 11 is detachably connected to the main body 1 by virtue of snap fasteners 12 correspondingly provided on the inner bag 11 and main body 1. Similarly, the above snap fasteners could be replaced by other accessories such as zippers, buckles, velcros, buttons or pins.

[0021] Figs. 15-23 illustrate the converting operation from the second embodiment of the present invention to a jacket. Firstly, as shown in Figs. 15 and 16, the buckles 7 are released to detach the strap 3 from the main body 1. Then, as shown in Fig. 17, the snap fasteners 5 and 6 are unbuttoned and the zipper 4 is unzipped, to detach the bag cover 2. Next, as shown in Figs. 18 and 19, the snap fasteners 12 are unbuttoned, and the inner bag 11 is taken out. Subsequently, as shown in Fig. 20, the zippers 8 and 9 are unzipped. Finally, as shown in Figs. 21-23, the upper half of the jacket hidden in the main body 1 is pulled out, thus, the conversion from a convertible bag to a jacket is finished.

[0022] Similarly, the conversion from the jacket shown in Fig. 14 back to the convertible bag shown in Fig. 12 could be realized by only reversing the converting operation shown in Figs. 15-23.

[0023] Figs. 24-34 illustrate the third embodiment of the convertible bag of the present invention. As shown in Fig. 24, the convertible bag is also a satchel, comprising a main body 21, a bag cover 22 and a strap 23. The main body 21 could form a jacket in a stretched-out state. Fig. 25 and Fig. 26 are the front view and the back view of the jacket, respectively. The bag cover 22 is detachably connected to the main body 21 by virtue of a zipper 24

(refer to Fig. 28) correspondingly provided on the bag cover 22 and the main body 21. Snap fasteners 25 and 26 could further be correspondingly provided on the bag cover 22 and main body 21 to enable the bag cover 22 to abut against the main body 21 closely. The strap 23 is detachably connected to the main body 21 by virtue of zippers 27 and 28 (refer to Fig. 31) correspondingly provided in the strap 23 and main body 21. The zipper 27 is complementarily installed on the front of the main body 21 along both side edges and the bottom edge thereof and on the strap 23 along the corresponding edges thereof, while the zipper 28 is complementarily installed on the back of the main body 21 along both side edges and the bottom edge thereof and on the strap 23 along the corresponding edges thereof.

[0024] In addition, an inner bag 29 (refer to Fig. 29) could further be provided in the main body 21. The inner bag 29 is detachably connected to the main body 21 by virtue of snap fasteners 30 correspondingly provided on the inner bag 29 and main body 21.

[0025] The above zippers and snap fasteners are interchangeable, or could be replaced by other accessories, such as buckles, velcros, buttons or pins.

[0026] Figs. 27-34 illustrate the converting operation from the third embodiment of the present invention to a jacket. Firstly, as shown in Figs. 27 and 28, the snap fasteners 25 and 26 are unbuttoned and the zipper 24 is unzipped, to detach the bag cover 22. Then, as shown in Figs. 29 and 30, the snap fasteners 30 are unbuttoned, and the inner bag 29 is taken out. Next, as shown in Fig. 31, the zippers 27 and 28 are unzipped to detach the strap. Subsequently, as shown in Fig. 32, the part of the jacket hidden in the main body is pulled out. Finally, the part of the jacket hidden in the main body is completely pulled out, thus, the conversion from a convertible bag to a jacket is finished.

[0027] Similarly, the conversion from the jacket shown in Fig. 25 back to the convertible bag shown in Fig. 24 could be realized by only reversing the converting operation shown in Figs. 27-34.

[0028] Figs. 35-45 illustrate the fourth embodiment of the convertible bag of the present invention. As shown in Fig. 35, the convertible bag is also a satchel, comprising a main body 31, a bag cover 32 and a strap 33. The main body 31 could form a skirt in a stretched-out state. Fig. 36 and Fig. 37 are the front view and the back view of the skirt, respectively. The bag cover 32 is detachably connected to the main body 31 by virtue of a zipper 34 (refer to Fig. 41) correspondingly provided on the bag cover 32 and the main body 31. Snap fasteners 35 and 36 could further be correspondingly provided on the bag cover 32 and main body 31 to enable the bag cover 32 to abut against the main body 31 closely. The strap 33 is detachably connected to the main body 31 by virtue of buckles 37 as shown in a larger scale in Fig. 39. The above zippers, snap fasteners and buckles are interchangeable, or could be replaced by other accessories, such as velcros, buttons or pins.

[0029] Zippers 381 and 382 are provided on both sides of the main body 31 corresponding to both sides of the converted skirt. During the course of forming the main body 31 from a skirt, the zippers 381 and 382 are zipped up after the skirt is folded in half to form a complete bag. In addition, the above zippers could be replaced by other accessories, such as snap fasteners, buckles, velcros, buttons or pins.

[0030] In addition, an inner bag 39 (refer to Fig. 39) could further be provided in the main body 31. The inner bag 39 is detachably connected to the main body 31 by virtue of snap fasteners 40 correspondingly provided on the inner bag 39 and main body 31, in which, the above zippers snap fasteners could be replaced by other accessories, such as snap fasteners zippers, buckles, velcros, buttons or pins.

[0031] Figs. 38-45 illustrate the converting operation from the fourth embodiment of the present invention to a skirt. Firstly, as shown in Fig. 38, the snap fasteners 35 and 36 of the bag cover 32 are unbuttoned. Then, as shown in Figs. 39 and 40, the buckles 37 are released to detach the strap 33, and the snap fasteners 40 are unbuttoned to take out the inner bag 39. Next, as shown in Fig. 41, the zipper 34 is unzipped to detach the bag cover 32. Subsequently, as shown in Fig. 42, the zippers 381 and 382 are unzipped respectively. Finally, as shown in Fig. 43-45, the zippers are completely unzipped, thus a skirt is formed.

[0032] Similarly, the conversion from the skirt shown in Fig. 36 back to the convertible bag shown in Fig. 35 could be realized by only reversing the converting operation shown in Figs. 38-45.

[0033] Figs. 46-57 illustrate the fifth embodiment of the convertible bag of the present invention. As shown in Fig. 46, the convertible bag is a shoulder bag, comprising a main body 41, a bag cover 42 and a strap 43. The convertible bag could form a pair of pants in a stretched-out state. Fig. 47 and Fig. 48 are the front view and the back view of the pants, respectively. The bag cover 42 is the waist part of the pants, which is folded to the other part of the pants to form the bag cover. Snap fasteners 44 are correspondingly provided on the main body 41 and bag cover 42 to enable the bag cover 42 to abut against the main body 41 closely. The strap 43 is detachably connected to the main body 41 by virtue of buckles 4345 (refer to Fig. 51) correspondingly provided on the strap 43 and the main body 41. The above snap fasteners and buckles are interchangeable, or could be replaced by other accessories, such as zippers, velcros, buttons or pins.

[0034] Zippers 46 and 47 are provided at both side edges of the main body 41 corresponding to the outside edges of the pants and the part of the pants near the crotch and the openings thereof, in which the zipper 46 is provided along the outsider edges of the pants, while the zipper 47 is provided at the part of the pants near the crotch and the openings thereof. During the course of forming the main body 41 from a pair of pants, the zippers 46 and 47 are zipped up after the left half and the right

half of the pants are folded together and the part of the pants outside of the zipper 47 is hidden in the other part of the pants, to form a complete bag.

[0035] In addition, a single relative longer zipper (not shown in the figures) could be used to substitute the above two zippers. Alternatively, the above zippers could be replaced by other accessories, such as snap fasteners, buckles, velcros, buttons or pins.

[0036] Figs. 49-57 illustrate the converting operation from the fifth embodiment of the present invention to a pair of pants. Firstly, as shown in Figs. 49-52, the buckles 45 are released and the strap 43 is detached from the main body 41. Then, as shown in Figs. 53 and 54, the snap fasteners 44 are unbuttoned to stretch out the bag cover 42. Finally, as shown in Figs. 55 and 57, the zippers 46 and 47 are unzipped and the hidden part of the pants is pulled out, thus, a pair of pants is formed.

[0037] Similarly, the conversion from the pants shown in Fig. 47 back to the convertible bag shown in Fig. 46 could be realized by only reversing the converting operation shown in Figs. 49-57.

[0038] Figs. 58-65 illustrate the sixth embodiment of the convertible bag of the present invention. As shown in Fig. 58, the convertible bag is a backpack, comprising a main body 51, a bag cover 52 and a strap 53. The convertible bag could form a jacket in a stretched-out state. Fig. 59 and Fig. 60 are the front view and the back view of the jacket, respectively. The bag cover 52 is the collar part of the pants, which is folded to the other part of the pants to form the bag cover. Buckles 54 and 55 are correspondingly provided on the main body 51 and bag cover 52, to enable the bag cover 52 to abut against the main body 51 closely as shown in a larger scale in Fig. 61. The strap 53 is detachably connected to the main body 51 by virtue of buckles 56 (refer to Fig. 51) correspondingly provided on the strap 53 and the main body 51. The above buckles could be replaced by other accessories, such as snap fasteners, zippers, velcros, buttons or pins.

[0039] Zippers 5657 and 5758 are provided along the peripherals of the main body 51 and are symmetrical with respect to the central axis of the main body 51, thus the zippers 5657 and 5758 could cover the whole peripherals of the main body 51. In the form of a jacket converted from the convertible bag, the zippers 5657 and 5758 are symmetrical with respect to the central line of the jacket, and one half of each zipper is provided on the front of the jacket, while the mating half is provide on the back of the jacket. During the course of forming the main body 51 from jacket, the zippers 5657 and 5758 are zipped up after the part of the jacket except for the collar part is hidden in the area surrounded by the zippers 5657 and 5758, to form a complete bag. The zippers could be replaced by other accessories, such as snap fasteners, buckles, velcros, buttons or pins.

[0040] In addition, an inner bag 59 (refer to Fig. 65) could further be provided in the main body 51. The inner bag 59 is detachably connected to the main body 51 by

virtue of snap fasteners 60 correspondingly provided on the inner bag 59 and main body 51. The above snap fasteners 60 could be replaced by other accessories, such as snap fasteners, buckles, velcros, buttons or pins.

[0041] Figs. 61-64 illustrate the converting operation from the sixth embodiment of the present invention to a jacket. Firstly, as shown in Fig. 61, the buckles 54 and 55 are released to stretch out the bag cover 52 to form the collar part of the jacket. Next, as shown in Fig. 62, the buckles 56 are released to detach the strap 53. Then, as shown in Fig. 63, the zippers 57 and 58 are unzipped to pull out the hidden part of the jacket from the area surrounded by the zippers. Finally, as shown in Fig. 64, the sleeves of the jacket are pulled out, thus, the conversion from the convertible bag to the jacket is finished. In addition, if the convertible bag has been provided with the inner bag 59, the inner bag 59 could be taken out by unbuttoning the snap fasteners 60, as shown in Fig. 65.

[0042] Similarly, the conversion from the jacket shown in Fig. 59 back to the convertible bag shown in Fig. 58 could be realized by only reversing the converting operation shown in Figs. 61-64. If the convertible bag is further provided with the inner bag 59, the converting operation shall start from attaching the inner bag 59 in the jacket as shown in Fig. 65, and then be performed by reversing the converting operation shown in Figs. 61-64.

[0043] As mentioned in the above embodiments, the convertible bag of the present invention can be further provided with a bag cover, an inner bag and/or a strap. The bag cover is used to close the bag on one hand, and to enhance the aesthetic of the bag on the other hand. The inner bag facilitates the storing the items in the convertible bag or taking out them from the convertible bag. The strap makes it easy to take the convertible bag. When the convertible bag is converted to a garment, these supplementary can be put into the detachable inner bag or put into the interlayer/lining of the garment provided with the convertible bag. As the supplementary are small in size, after the conversion from the convertible bag to a garment and these supplementary are placed properly, they will almost not affect the comfortability.

[0044] Before conversion, the present convertible bag could store many items just like common bags, thus, it serves the purpose of storing and carrying items as common bags. Through simple converting operation, the convertible bag could be converted to a garment, and the converted garment is beautiful and comfortable. The garment could also be converted back to a bag whenever is needed. The present invention is simple, convenient, multi-functional, beautiful and comfortable.

[0045] The present invention is only illustratively described in the example of a satchel, a shoulder bag and a backpack; however, the present convertible bag could also be a handbag, waist pack or any other kinds of bags. In addition, the above description only illustrates the conversion from the bag to a jacket, a skirt or a pair of pants; however, the convertible bag of the present invention could also be produced to be able to convert to other

kinds of garments, such as a vest, shirt, T-shirt or sweater.

[0046] Although the description of the present invention is made with reference to the preferred embodiments, the present invention is not limited to these embodiments. Various modifications and changes can be made to the invention by those skilled in the art without departing from the spirit and scopes of the present invention.

Claims

1. A convertible bag, comprising:

a main body forming a garment in a stretched-out state; and
a first accessory provided suitably on said main body;

wherein said first accessory is engaged upon converting said garment to said main body, to securely hide part of said garment into another part of said garment.

2. The convertible bag as claimed in claim 1, wherein said convertible bag is a satchel, a shoulder bag, a handbag, or a backpack.

3. The convertible bag as claimed in claim 1, wherein said garment is a jacket, a vest, a shirt, a T-shirt, a sweater, a skirt or a pair of pants.

4. The convertible bag as claimed in claim 1, wherein said first accessory is a zipper, a buckle, a button, a velcro, or a snap fastener.

5. The convertible bag as claimed in any one of claims 1-4, wherein said convertible bag further comprises a bag cover.

6. The convertible bag as claimed in claim 5, wherein said bag cover is detachably connected to said main body by virtue of a second accessory.

7. The convertible bag as claimed in claim 6, wherein said second accessory is a zipper, a buckle, a button, a velcro, or a snap fastener.

8. The convertible bag as claimed in claim 5, wherein a third accessory is correspondingly provided at said bag cover and main body to enable said bag cover to abut against said main body closely.

9. The convertible bag as claimed in claim 8, wherein said third accessory is a zipper, a buckle, a button, a velcro, or a snap fastener.

10. The convertible bag as claimed in claim 5, wherein said main body is part of said garment and said bag cover is the other part of said garment.
11. The convertible bag as claimed in claim 10, wherein a third accessory is correspondingly provided at said bag cover and main body to enable said bag cover to abut against said main body closely. 5
12. The convertible bag as claimed in claim 11, wherein said third accessory is a zipper, a buckle, a button, a velcro, or a snap fastener. 10
13. The convertible bag as claimed in any one of claims 1-4, wherein said convertible bag further comprises a strap, and said strap is detachably connected to said main body by virtue of a fourth accessory. 15
14. The convertible bag as claimed in claim 13, wherein said fourth accessory is a zipper, a buckle, a button, a velcro, or a snap fastener. 20
15. The convertible bag as claimed in any one of claims 1-4, wherein an inner bag is provided in said main body. 25
16. The convertible bag as claimed in claim 15, wherein said inner bag is detachably connected to said main body by virtue of a fifth accessory. 30
17. The convertible bag as claimed in claim 16, wherein said fifth accessory is a zipper, a buckle, a button, a velcro, or a snap fastener.
18. The convertible bag as claimed in any one of claims 1-4, wherein said garment further comprises an interlayer or a lining. 35

40

45

50

55

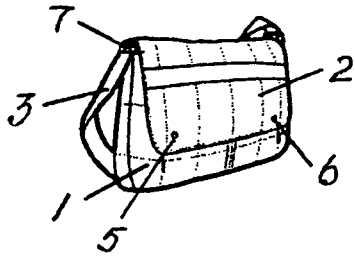


Fig. 1

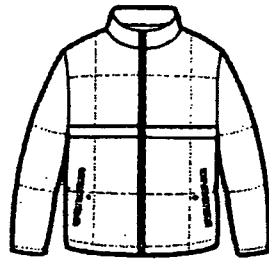


Fig. 2

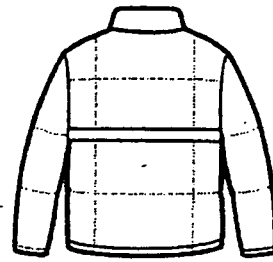


Fig. 3

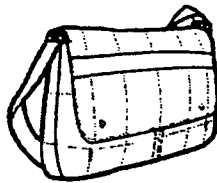


Fig. 4

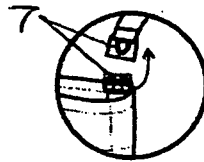


Fig. 5

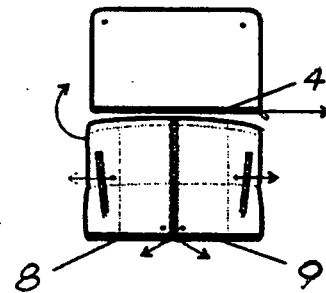


Fig. 6

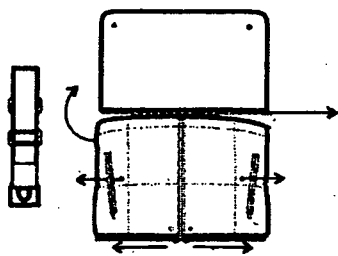


Fig. 7

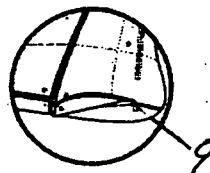


Fig. 8

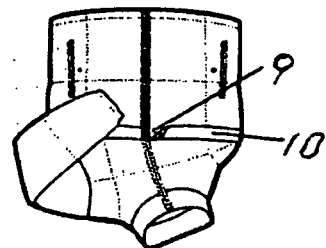


Fig. 9

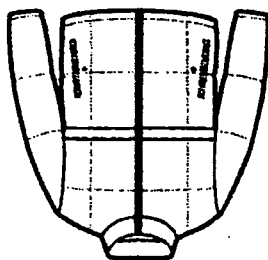


Fig. 10

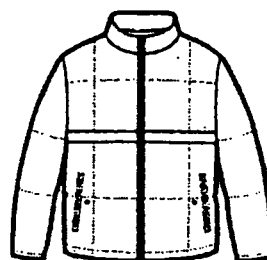


Fig. 11

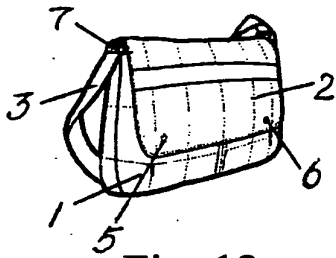


Fig. 12

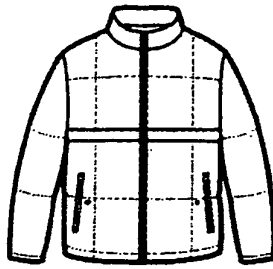


Fig. 13

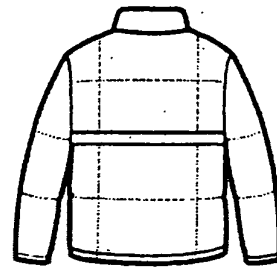


Fig. 14

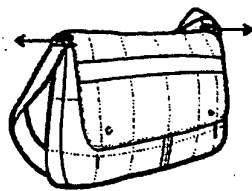


Fig. 15

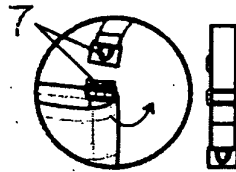


Fig. 16

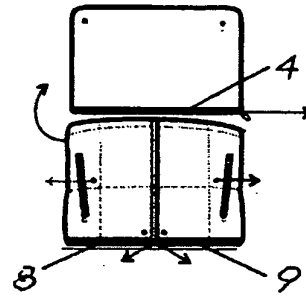


Fig. 17

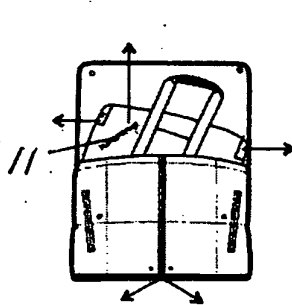


Fig. 18

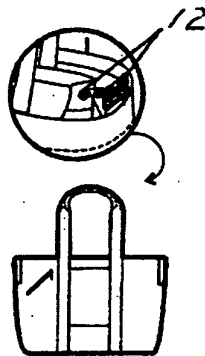


Fig. 19

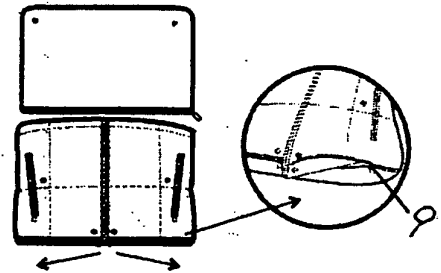


Fig. 20

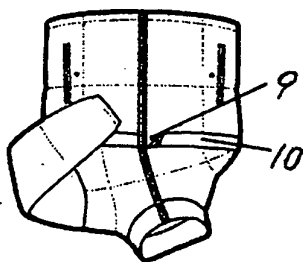


Fig. 21

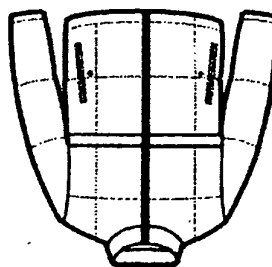


Fig. 22




Fig. 23

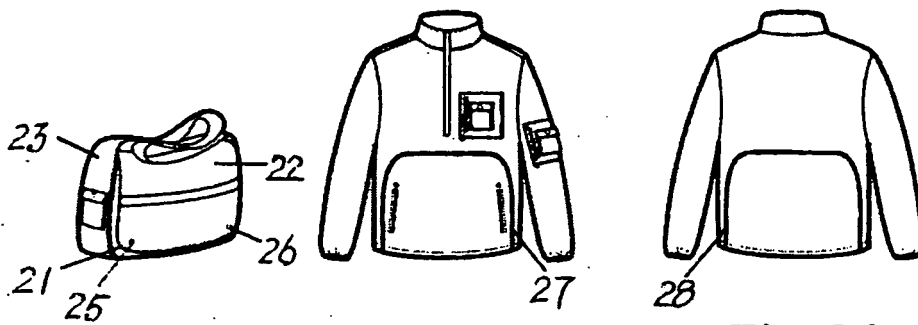


Fig. 24

Fig. 25

Fig. 26

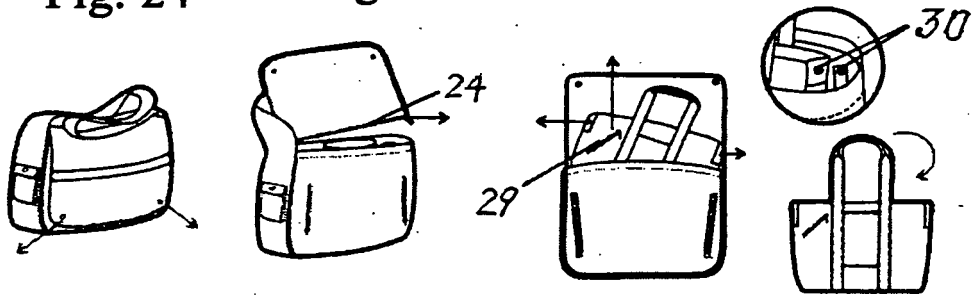


Fig. 27

Fig. 28

Fig. 29

Fig. 30

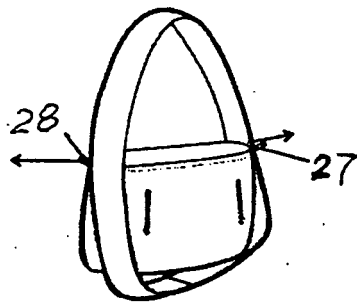


Fig. 31

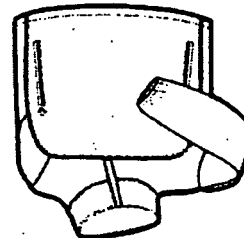


Fig. 32

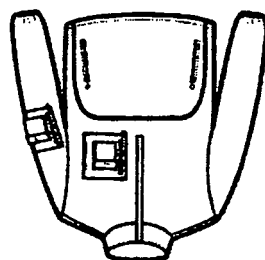


Fig. 33



Fig. 34

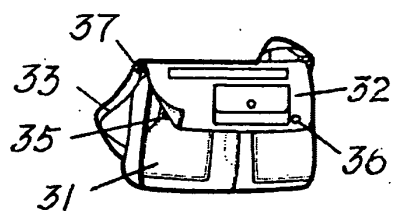


Fig. 35




Fig. 36




Fig. 37

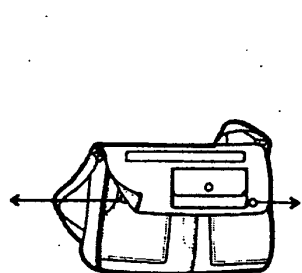


Fig. 38

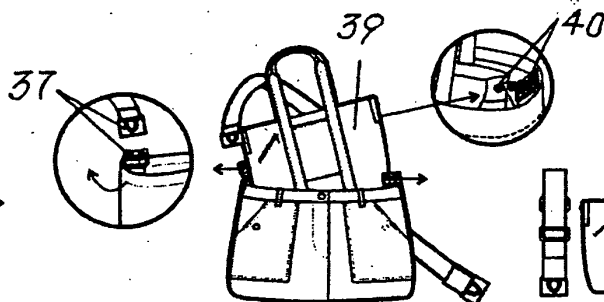


Fig. 39




Fig. 40

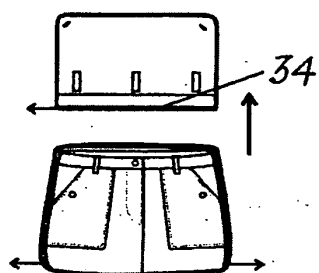


Fig. 41

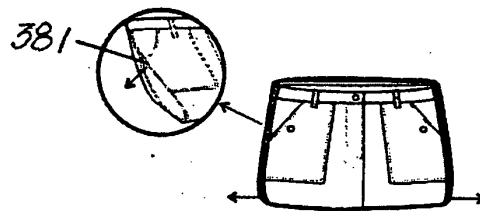


Fig. 42

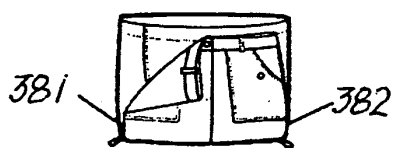


Fig. 43

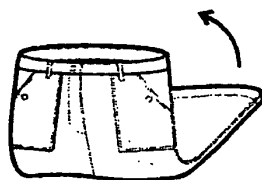


Fig. 44




Fig. 45

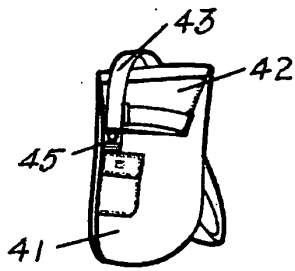


Fig. 46



Fig. 47

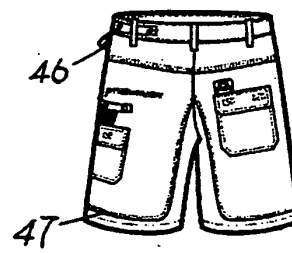


Fig. 48

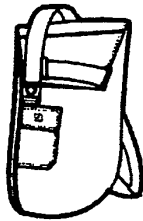


Fig. 49

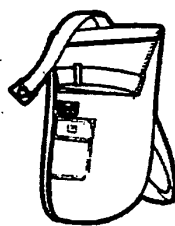


Fig. 50

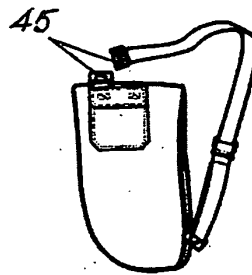


Fig. 51

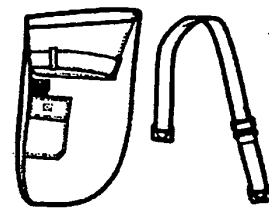


Fig. 52

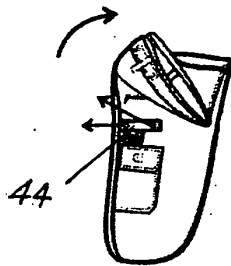


Fig. 53



Fig. 54

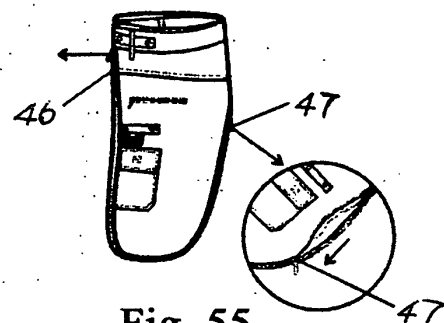


Fig. 55

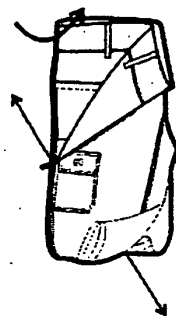


Fig. 56



Fig. 57

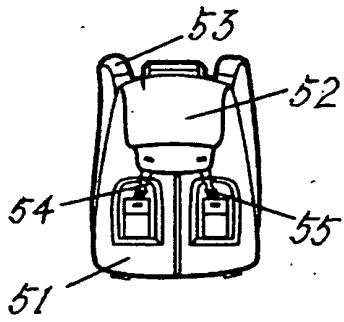


Fig. 58




Fig. 59

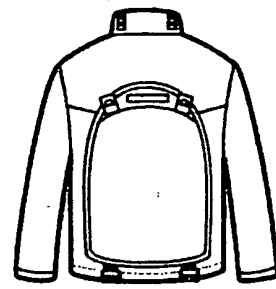


Fig. 60

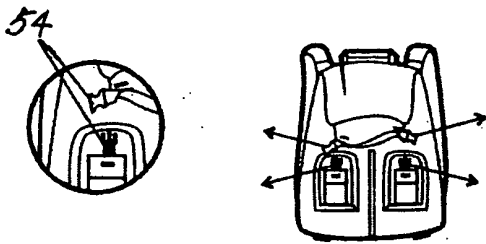


Fig. 61

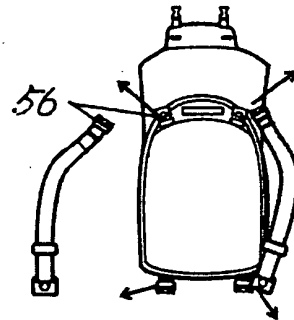


Fig. 62

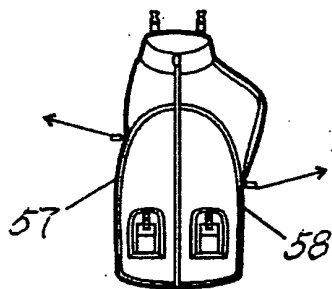


Fig. 63



Fig. 64

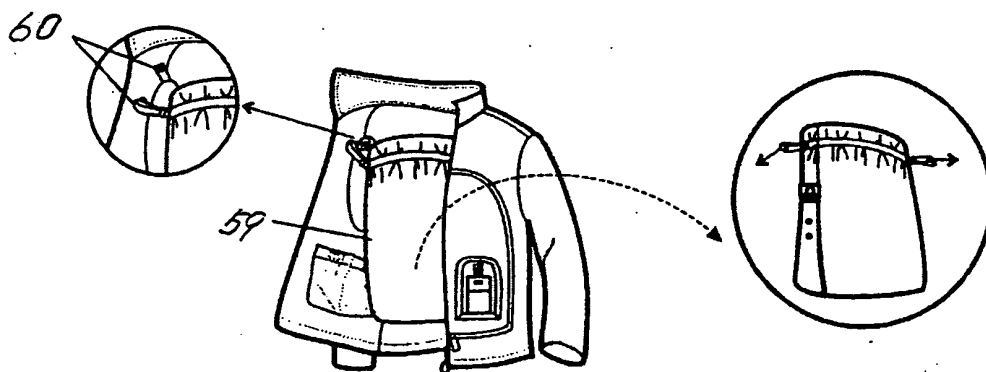


Fig. 65

Form PCT/ISA/210 (continuation of first sheet (3)) (April 2007)

INTERNATIONAL SEARCH REPORT

International application No.

PCT/CN2007/002891

A. CLASSIFICATION OF SUBJECT MATTER				
See extra sheet				
According to International Patent Classification (IPC) or to both national classification and IPC				
B. FIELDS SEARCHED				
Minimum documentation searched (classification system followed by classification symbols)				
IPC: A45F4/-; A41D15/-; A41D1/-; A41D11/-; A41B9/-				
Documentation searched other than minimum documentation to the extent that such documents are included in the fields searched				
Electronic data base consulted during the international search (name of data base and, where practicable, search terms used)				
CNPAT, EPODOC, WPI, PAJ remov+, detach+, lining, retain+, bag				
C. DOCUMENTS CONSIDERED TO BE RELEVANT				
Category*	Citation of document, with indication, where appropriate, of the relevant passages	Relevant to claim No.		
X	CN2114307U (SHANG, Nandi) 02 Sept. 1992 (02.09.1992) , page , line 83 to page	1-4, 13, 14, 18		
Y	4, the last line; Figs 1-5.	5-12, 15		
Y	CN2381151Y (YAN, Jiahong) 07 Jun. 2000 (07.06.1999) , page 1, line 1 to the last line, Figs 1-4.	5, 8-12		
Y	CN2305869Y (SONG, Tianhong) 03 Feb. 1999 (03.02.2000) , page 1, the last paragraph to page 2, the last paragraph; Figs 1-6.	5-7, 15		
X	CN2291061Y (HOU, Xiaoping) 16 Sept. 1998 (16.09.1998) , page 1, line 13 to the last line, Figs 1-2.	1-4, 13, 14, 18		
Y		5-12, 15		
<input checked="" type="checkbox"/> Further documents are listed in the continuation of Box C. <input checked="" type="checkbox"/> See patent family annex.				
<table border="0"> <tr> <td style="vertical-align: top;"> <p>* Special categories of cited documents:</p> <p>"A" document defining the general state of the art which is not considered to be of particular relevance</p> <p>"E" earlier application or patent but published on or after the international filing date</p> <p>"L" document which may throw doubts on priority claim (S) or which is cited to establish the publication date of another citation or other special reason (as specified)</p> <p>"O" document referring to an oral disclosure, use, exhibition or other means</p> <p>"P" document published prior to the international filing date but later than the priority date claimed</p> </td> <td style="vertical-align: top;"> <p>"T" later document published after the international filing date or priority date and not in conflict with the application but cited to understand the principle or theory underlying the invention</p> <p>"X" document of particular relevance; the claimed invention cannot be considered novel or cannot be considered to involve an inventive step when the document is taken alone</p> <p>"Y" document of particular relevance; the claimed invention cannot be considered to involve an inventive step when the document is combined with one or more other such documents, such combination being obvious to a person skilled in the art</p> <p>"&" document member of the same patent family</p> </td> </tr> </table>			<p>* Special categories of cited documents:</p> <p>"A" document defining the general state of the art which is not considered to be of particular relevance</p> <p>"E" earlier application or patent but published on or after the international filing date</p> <p>"L" document which may throw doubts on priority claim (S) or which is cited to establish the publication date of another citation or other special reason (as specified)</p> <p>"O" document referring to an oral disclosure, use, exhibition or other means</p> <p>"P" document published prior to the international filing date but later than the priority date claimed</p>	<p>"T" later document published after the international filing date or priority date and not in conflict with the application but cited to understand the principle or theory underlying the invention</p> <p>"X" document of particular relevance; the claimed invention cannot be considered novel or cannot be considered to involve an inventive step when the document is taken alone</p> <p>"Y" document of particular relevance; the claimed invention cannot be considered to involve an inventive step when the document is combined with one or more other such documents, such combination being obvious to a person skilled in the art</p> <p>"&" document member of the same patent family</p>
<p>* Special categories of cited documents:</p> <p>"A" document defining the general state of the art which is not considered to be of particular relevance</p> <p>"E" earlier application or patent but published on or after the international filing date</p> <p>"L" document which may throw doubts on priority claim (S) or which is cited to establish the publication date of another citation or other special reason (as specified)</p> <p>"O" document referring to an oral disclosure, use, exhibition or other means</p> <p>"P" document published prior to the international filing date but later than the priority date claimed</p>	<p>"T" later document published after the international filing date or priority date and not in conflict with the application but cited to understand the principle or theory underlying the invention</p> <p>"X" document of particular relevance; the claimed invention cannot be considered novel or cannot be considered to involve an inventive step when the document is taken alone</p> <p>"Y" document of particular relevance; the claimed invention cannot be considered to involve an inventive step when the document is combined with one or more other such documents, such combination being obvious to a person skilled in the art</p> <p>"&" document member of the same patent family</p>			
Date of the actual completion of the international search		Date of mailing of the international search report		
28 Dec. 2007 (28.12.2007)		24 Jan. 2008 (24.01.2008)		
Name and mailing address of the ISA/CN The State Intellectual Property Office, the P.R.China 6 Xitucheng Rd., Jimen Bridge, Haidian District, Beijing, China 100088 Facsimile No. 86-10-62019451		Authorized officer Wang, Xiuli Telephone No. (86-10)62085810		

Form PCT/ISA/210 (second sheet) (April 2007)

INTERNATIONAL SEARCH REPORT

International application No.

PCT/CN2007/002891

C (Continuation). DOCUMENTS CONSIDERED TO BE RELEVANT

Category*	Citation of document, with indication, where appropriate, of the relevant passages	Relevant to claim No.
Y	US4502154A (Toru Itoi) 05 Mar.1985 (05.03.1985) , column 1, line 45 to column 2, line 29; Figs 1-6.	15
A	US4862520A (Giovanni A. Gazzola) 05 Sept.1989 (05.09.1989) , the entire document.	1-18

Form PCT/ISA/210 (continuation of second sheet) (April 2007)

INTERNATIONAL SEARCH REPORT
Information on patent family members

International application No.

PCT/CN2007/002891

Patent Documents referred in the Report	Publication Date	Patent Family	Publication Date
CN2114307U	02.09.1992	None	None
CN2381151Y	07.06.2000	None	None
CN2305869Y	03.02.1999	None	None
CN2291061Y	16.09.1998	None	None
US4502154A	05.03.1985	EP0111634A	27.06.1984
		EP0111634B	25.11.1987
		DE3374650G	07.01.1988
		EP0290402A	09.11.1988
		JP63183220U	25.11.1988
US4862520A	05.09.1989		

Form PCT/ISA/210 (patent family annex) (April 2007)

INTERNATIONAL SEARCH REPORT

International application No.

PCT/CN2007/002891

CLASSIFICATION OF SUBJECT MATTER:

A45F4/12 (2006.01) i

A41D15/04 (2006.01) i