

(19)



(11)

EP 2 088 150 A1

(12)

EUROPEAN PATENT APPLICATION

(43) Date of publication:

12.08.2009 Bulletin 2009/33

(51) Int Cl.:

C07D 487/04 ^(2006.01)**C07D 487/14** ^(2006.01)**C07D 513/14** ^(2006.01)**A61K 31/403** ^(2006.01)**A61K 31/407** ^(2006.01)**A61P 35/00** ^(2006.01)(21) Application number: **09075214.8**(22) Date of filing: **23.12.2004**

(84) Designated Contracting States:

**AT BE BG CH CY CZ DE DK EE ES FI FR GB GR
HU IE IS IT LI LT LU MC NL PL PT RO SE SI SK TR**(30) Priority: **23.12.2003 US 532252 P****22.12.2004 US 17915**(62) Document number(s) of the earlier application(s) in
accordance with Art. 76 EPC:**04820922.5 / 1 711 499**(71) Applicant: **Cephalon, Inc.****Frazer, PA 19355 (US)**

(72) Inventors:

- **Hudkins, Robert L.**
Chester Springs, PA 19425 (US)

- **Reddy, Dandu R.**
Downingtown, PA 19335 (US)
- **Tao, Ming**
Maple Glen, PA 19002 (US)
- **Underiner, Theodore L.**
Malvern, PA 19355 (US)
- **Zulli, Allison L.**
Wayne, PA 19087 (US)

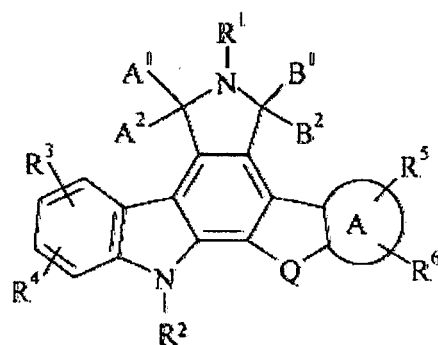
(74) Representative: **Warner, James Alexander et al**
Carpmaels & Ransford
43-45 Bloomsbury Square
London WC1A 2RA (GB)

Remarks:

This application was filed on 04-05-2009 as a
divisional application to the application mentioned
under INID code 62.

(54) **Fused pyrrolocarbazoles and methods for the preparation thereof**

(57) The present invention relates generally to selected fused pyrrolocarbazoles, including pharmaceutical compositions thereof and methods of treating diseases therewith. The present invention is also directed to intermediates and processes for making these fused pyrrolocarbazoles.



Description**CROSS-REFERENCE TO RELATED APPLICATIONS**

[0001] This application claims priority of U.S. Provisional Application No. 60/532,252, filed December 23, 2003, which is incorporated herein by reference in its entirety for all purposes.

FIELD OF THE INVENTION

[0002] The present invention relates generally to fused pyrrolocarbazoles, including pharmaceutical compositions, diagnostic kits, assay standards or reagents containing the same, and methods of using the same as therapeutics. The invention is also directed to intermediates and processes for making these novel compounds.

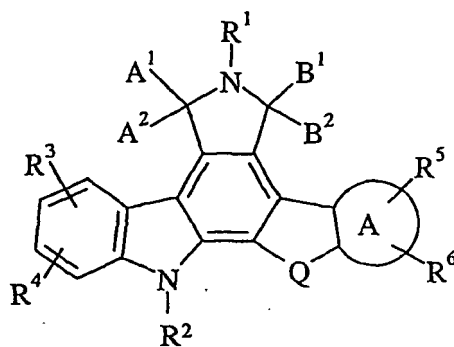
BACKGROUND OF THE INVENTION

[0003] Publications cited throughout this disclosure are incorporated in their entirety herein by reference.

[0004] Various synthetic small organic molecules that are biologically active and generally known in the art as "fused pyrrolocarbazoles" have been prepared (See U.S. Patent Nos. 5,475,110; 5,591,855; 5,594,009; 5,616,724; and 6,630,500). In addition, U.S. Patent 5,705,511 discloses fused pyrrolocarbazole compounds which possess a variety of functional pharmacological activities. The fused pyrrolocarbazoles were disclosed to be used in a variety of ways, including: enhancing the function and/or survival of cells of neuronal lineage, either singularly or in combination with neurotrophic factor(s) and/or indolocarbazoles; enhancing trophic factor-induced activity; inhibition of protein kinase C ("PKC") activity; inhibition of *trk* tyrosine kinase activity; inhibition of proliferation of a prostate cancer cell-line; inhibition of the cellular pathways involved in the inflammation process; and enhancement of the survival of neuronal cells at risk of dying. However, there remains a need for novel pyrrolocarbazole derivatives that possess beneficial properties. This invention is directed to this, as well as other important ends.

SUMMARY OF THE INVENTION

[0005] The present invention in one aspect is directed to fused pyrrolocarbazole compounds of Formula I:



and its stereoisomeric forms, mixtures of stereoisomeric forms, or pharmaceutically acceptable salt forms thereof, wherein the constituent members are defined *infra*.

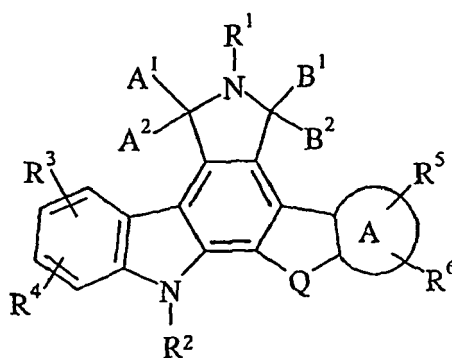
[0006] The fused pyrrolocarbazoles of the present invention may be used in a variety of ways, including: for inhibition of angiogenesis; as antitumor agents; for enhancing the function and/or survival of cells of neuronal lineage, either singularly or in combination with neurotrophic factor(s) and/or indolocarbazoles; for enhancing trophic factor-induced activity; inhibition of kinase activity, such as *trk* tyrosine kinase ("*trk*"), vascular endothelial growth factor receptor ("VEGFR") kinase, preferably VEGFR1 and VEGFR2, mixed lineage kinase ("MLK"), dual leucine zipper bearing kinase ("DLK"), platelet derived growth factor receptor kinase ("PDGFR"), protein kinase C ("PKC"), Tie-2, or CDK-1, -2, -3, -4, -5, -6; for inhibition of NGF-stimulated *trk* phosphorylation; for inhibition of proliferation of a prostate cancer cell-line; for inhibition of the cellular pathways involved in the inflammation process; and for enhancement of the survival of neuronal cells at risk of dying. In addition, the fused pyrrolocarbazoles may be useful for inhibition of c-met, c-kit, and mutated Flt-3 containing internal tandem duplications in the juxtamembrane domain. Because of these varied activities, the disclosed compounds find utility in a variety of settings, including research and therapeutic environments.

[0007] In other embodiments, the compounds of the present invention are useful for treating or preventing angiogenesis and angiogenic disorders such as cancer of solid tumors, endometriosis, retinopathy, diabetic retinopathy, psoriasis, hemangioblastoma, ocular disorders or macular degeneration. In another embodiment, the compounds of the present invention are useful for treating or preventing neoplasia, rheumatoid arthritis, chronic arthritis, pulmonary fibrosis, myelofibrosis, abnormal wound healing, atherosclerosis, or restenosis. In further embodiments, the compounds of the present invention are useful for treating or preventing neurodegenerative diseases and disorders, such as Alzheimer's disease, amyotrophic lateral sclerosis, Parkinson's disease, stroke, ischemia, Huntington's disease, AIDS dementia, epilepsy, multiple sclerosis, peripheral neuropathy, chemotherapy induced peripheral neuropathy, AIDS related peripheral neuropathy, or injuries of the brain or spinal cord. In additional embodiments, the compounds of the present invention are useful for treating or preventing prostate disorders such as prostate cancer or benign prostate hyperplasia. In still other embodiments, the compounds of the present invention are useful for treating or preventing multiple myeloma and leukemias including, but not limited to, acute myelogenous leukemia, chronic myelogenous leukemia, acute lymphocytic leukemia, and chronic lymphocytic leukemia.

[0008] In further aspect, the present invention is directed to pharmaceutical compositions which comprises one or more pharmaceutically acceptable excipients and a therapeutically effective amount of a compound of the present invention.

DETAILED DESCRIPTION

[0009] Thus, in a first embodiment, the present invention provides a novel compound of Formula I:



I

wherein:

ring A

together with the carbon atoms to which it is attached, is selected from:

(a) a phenylene ring in which from 1 to 3 carbon atoms may be replaced by nitrogen atoms; and

(b) a 5-membered aromatic ring in which from 1 to 2 carbon atoms may be replaced by nitrogen atoms;

A¹ and A²

are independently selected from H, H; and a group wherein A¹ and A² together form a moiety selected from =O;

B¹ and B²

are independently selected from H, H; and a group wherein B¹ and B² together form a moiety selected from =O;

provided that at least one of the pairs A¹ and A², or B¹ and B² forms =O;

R¹ is

H or optionally substituted alkyl, wherein said optional substituents are one to three R¹⁰ groups;

R² is

selected from H, C(=O)R^{2a}, C(=O)NR^{2c}R^{2d}, SO₂R^{2b}, CO₂R^{2b}, optionally substituted alkyl, optionally substituted alkenyl, optionally substituted alkynyl, optionally substituted cycloalkyl, and optionally substituted heterocycloalkyl, wherein said optional substituents are one to three R¹⁰ groups;

R^{2a} is

selected from optionally substituted alkyl, optionally substituted aryl, OR^{2b}, NR^{2c}R^{2d}, (CH₂)_pNR^{2c}R^{2d}, and O(CH₂)_pNR^{2c}R^{2d}, wherein said optional substituents are one to three

	R ¹⁰ groups;
R ^{2b} is	selected from H and optionally substituted alkyl, wherein said optional substituents are one to three R ¹⁰ groups;
R ^{2c} and R ^{2d}	are each independently selected from H and optionally substituted alkyl, or together with the nitrogen to which they are attached form an optionally substituted heterocycloalkyl, wherein said optional substituents are one to three R ¹⁰ groups; at least one of R ³ , R ⁴ , R ⁵ , and R ⁶ is selected from OR ¹⁴ , C(=O)R ²² , CH=NR ²⁶ , NR ¹¹ C(=O)R ²⁰ , NR ¹¹ C(=O)OR ¹⁵ , OC(=O)R ²⁰ , OC(=O)NR ¹¹ R ²⁰ , O-(alkylene)-R ²⁴ , Z ¹ -(alkylene)-R ²³ , herein Z ¹ is selected from CO ₂ , O ₂ C, C(=O), NR ¹¹ , NR ¹¹ C(=O), and NR ¹¹ C(=O)O; and (alkylene)-Z ² -(alkylene)-R ²³ , wherein Z ² is selected from O, S(O) _y , C(=O)NR ¹¹ , NR ¹¹ C(=O), NR ¹¹ C(=O)NR ¹¹ , OC(=O)NR ¹¹ , NR ¹¹ C(=O)O;
the other R ³ , R ⁴ , R ⁵ , or R ⁶	wherein said alkylene groups are optionally substituted with one to three R ¹⁰ groups; moieties can be selected independently from H, R ¹⁰ , optionally substituted alkyl, optionally substituted alkenyl, and optionally substituted alkynyl, wherein said optional substituents are one to three R ¹⁰ groups;
Q is	selected from an optionally substituted C ₁₋₂ alkylene, wherein said optional substituents are one to three R ¹⁰ groups;
R ¹⁰ is	selected from alkyl, cycloalkyl, spirocycloalkyl, aryl, heteroaryl, heterocycloalkyl, arylalkoxy, F, Cl, Br, I, CN, CF ₃ , NR ^{27A} R ^{27B} , NO ₂ , OR ²⁵ , OCF ₃ , =O, =NR ²⁵ , =N-OR ²⁵ , =N-N(R ²⁵) ₂ , OC(=O)R ²⁵ , OC(=O)NHR ¹¹ , O-Si(R ¹⁶) ₄ , O-tetrahydropyranyl, ethylene oxide, NR ¹⁶ C(=O)R ²⁵ , NR ¹⁶ CO ₂ R ²⁵ , NR ¹⁶ C(=O)NR ^{27A} R ^{27B} , NHC(=NH)NH ₂ , NR ¹⁶ S(O) ₂ R ²⁵ , S(O) _y R ²⁵ , CO ₂ R ²⁵ , C(=O)NR ^{27A} R ^{27B} , C(=O)R ²⁵ , CH ₂ OR ²⁵ , (CH ₂) _p OR ²⁵ , CH=NNR ^{27A} R ^{27B} , CH=NOR ²⁵ , CH=NR ²⁵ , CH=NNHCH(N=NH)NH ₂ , S(O) ₂ NR ^{27A} R ^{27B} , P(=O)(OR ²⁵) ₂ , OR ¹³ , and a monosaccharide wherein each hydroxyl group of the monosaccharide is independently either unsubstituted or is replaced by H, alkyl, alkylcarbonyloxy, or alkoxy;
R ¹¹ is	selected from H and optionally substituted alkyl, wherein said optional substituents are one to three R ¹⁰ groups;
R ¹² is	selected from optionally substituted alkyl, optionally substituted aryl, and optionally substituted heteroaryl, wherein said optional substituents are one to three R ¹⁰ groups;
R ¹³ is	the residue of an amino acid after the removal of the hydroxyl moiety from the carboxyl group thereof;
R ¹⁴ is	optionally substituted heteroaryl, wherein said optional substituents is one to three R ¹⁰ groups;
R ¹⁵ is	optionally substituted alkyl, wherein said optional substituents is one to three R ¹⁰ groups;
R ¹⁶ is	H or alkyl;
R ¹⁷ is	selected from optionally substituted alkyl, optionally substituted aryl, optionally substituted heteroaryl, optionally substituted cycloalkyl, and optionally substituted heterocycloalkyl, wherein said optional substituents are one to three R ¹⁰ groups;
R ¹⁸ is	selected from H, optionally substituted alkyl, optionally substituted aryl, optionally substituted heteroaryl, optionally substituted cycloalkyl, and optionally substituted heterocycloalkyl, wherein said optional substituents are one to three R ¹⁰ groups;
R ¹⁹ , is	selected from optionally substituted cycloalkyl, optionally substituted heterocycloalkyl, and optionally substituted heteroaryl, wherein said optional substituents are one to three R ¹⁰ groups;
R ²⁰ is	selected from optionally substituted aryl, optionally substituted heteroaryl, optionally substituted cycloalkyl, and optionally substituted heterocycloalkyl, wherein said optional substituents are one to three R ¹⁰ groups;
R ²¹ is	selected from H, optionally substituted alkyl, optionally substituted alkenyl, optionally substituted alkynyl, optionally substituted aryl, optionally substituted arylalkyl, optionally substituted heteroaryl, optionally substituted cycloalkyl, and optionally substituted heterocycloalkyl, wherein said optional substituents are one to three R ¹⁰ groups;
R ²² is	selected from optionally substituted aryl, and optionally substituted heteroaryl, wherein said optional substituents are one to three R ¹⁰ groups;
R ²³ is	selected from optionally substituted alkenyl, optionally substituted alkynyl, optionally substituted aryl, optionally substituted heteroaryl, optionally substituted cycloalkyl, optionally substituted heterocycloalkyl, OR ²¹ , O(CH ₂) _p OR ²¹ , (CH ₂) _p OR ²¹ , SR ¹⁸ , SOR ¹⁷ , SO ₂ R ¹⁸ , CN, N(R ²⁰) ₂ , CHOH(CH ₂) _p N(R ¹¹) ₂ , C(=O)N(R ¹⁸) ₂ , NR ¹⁸ C(=O)R ¹⁸ , NR ¹⁸ C(=O)N(R ¹⁸) ₂ ,

$C(=NR^{18})OR^{18}$, $C(R^{12})=NOR^{18}$, $NHOR^{21}$, $NR^{18}C(=NR^{18})N(R^{18})_2$, $NHCN$, $CONR^{18}OR^{18}$, CO_2R^{18} , $OCOR^{17}$, $OC(=O)N(R^{18})_2$, $NR^{18}C(=O)OR^{17}$, and $C(=O)R^{18}$, wherein said optional substituents are one to three R^{10} groups;

R^{24} is

selected from optionally substituted alkenyl, optionally substituted aryl, optionally substituted heteroaryl, optionally substituted cycloalkyl, optionally substituted heterocycloalkyl, CN , OR^{21} , $O(CH_2)_pOR^{21}$, $(CH_2)_pOR^{21}$, SR^{19} , SOR^{17} , SO_2R^{18} , $N(R^{18})_2$, $CHOH(CH_2)_pN(R^{11})_2$, $NR^{18}C(=O)R^{18}$, $NR^{18}C(=O)N(R^{18})_2$, $C(=NR^{18})OR^{18}$, $NHOR^{21}$, $NR^{18}C(=NR^{18})N(R^{18})_2$, $NHCN$, $C(=O)N(R^{18})_2$, $C(=O)NR^{27A}R^{27B}$, $C(=O)NR^{11}R^{28}$, $C(=O)NR^{18}OR^{18}$, $C(=O)NR^{11}N(R^{11})_2$, $C(=O)NR^{11}(\text{alkylene})NR^{27A}R^{27B}$, CO_2R^{18} , $OCOR^{17}$, $OC(=O)N(R^{18})_2$, $NR^{18}C(=O)OR^{17}$, $C(=O)NR^{11}R^{18}$ and $C(=O)R^{18}$, wherein said optional substituents are one to three R^{10} groups;

R^{25} is

H, alkyl, aryl, heteroaryl, cycloalkyl, or heterocycloalkyl;

R^{26} is

selected from optionally substituted cycloalkyl and optionally substituted heterocycloalkyl, wherein said optional substituents are one to three R^{10} groups;

R^{27A} and R^{27B}

are each independently selected from H and alkyl, or together with the nitrogen to which they are attached form an optionally substituted heterocycloalkyl, wherein said optional substituents are selected from alkyl, aryl and heteroaryl;

R^{28} is

optionally substituted arylalkyl, wherein said optional substituent is one to three R^{10} groups;

p is

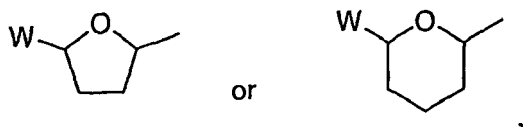
independently selected from 1, 2, 3, and 4;

y is

independently selected from 0, 1 and 2; and

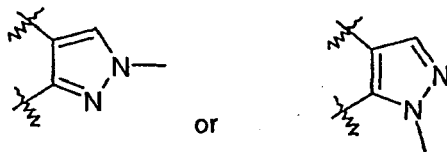
a stereoisomer or a pharmaceutically acceptable salt form thereof.

[0010] In another embodiment, the compounds of Formula I as defined herein are not intended to include any compounds disclosed in PCT Publ. No. WO 98/07433. In particular, when A^1, A^2 is $=O$; B^1, B^2 are independently H or OH, or B^1, B^2 combine to form $=O$; rings A and B are each phenylene; Q is $CH-R^a$; and one of R^2 or R^a is H and the other is optionally substituted



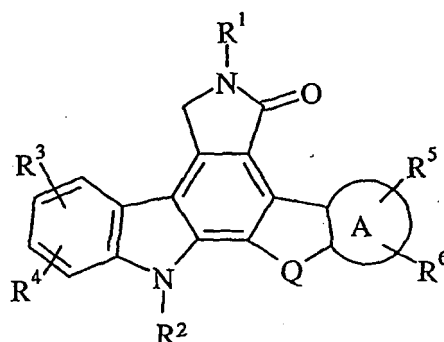
wherein W is optionally substituted C_1 alkyl, or $NR^{27A}R^{27B}$; then any of R^3, R^4, R^5 , and R^6 cannot include OR^{14} or $O(\text{alkylene})-R^{24}$.

[0011] Other aspects of the present invention include the compounds of Formula I as defined herein wherein ring A is phenylene; or a 5-membered aromatic ring containing one nitrogen atom, preferably pyrazolylene, and more preferably



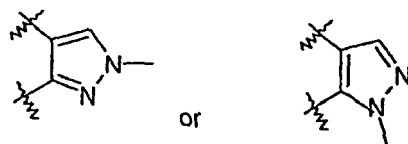
[0012] Further aspects include those compounds wherein R^1 is H or optionally substituted alkyl. Another aspect includes those compounds wherein R^2 is H, $C(=O)R^{2a}$, $C(=O)NR^{2c}R^{2d}$, SO_2R^{2b} , CO_2R^{2b} , optionally substituted alkyl, optionally substituted alkenyl, optionally substituted alkynyl, or optionally substituted cycloalkyl, and preferably H, optionally substituted alkyl, optionally substituted alkenyl, optionally substituted alkynyl, or optionally substituted cycloalkyl, and more preferably R^2 is H or optionally substituted alkyl. Additional aspects include those compounds wherein groups A^1A^2 are H, H; and B^1B^2 together form $=O$. In yet another aspect, the invention includes compounds wherein Q is selected from an optionally substituted C_{1-2} alkylene, or preferably Q is CH_2 , or CH_2CH_2 . Further aspects include those compounds wherein R^{14} is benzoxazole, benzothiazole, pyrimidine, pyrazine or triazine; R^{22} is a 5-membered heteroaryl group; R^{20} is heterocycloalkyl or heteroaryl; R^{23} is heteroaryl or heterocycloalkyl; R^{24} is heteroaryl; and R^{26} is heterocycloalkyl. Additional aspects of the present invention include any combination of the above preferred substituents, such as, for example, a compound of Formula I with the preferred moieties of groups R^1 and R^2 ; or R^1 and Q; or R^1, R^2 ; or Q; etc.

[0013] In another embodiment of the present invention, there are included compounds having a structure of Formula II:



II

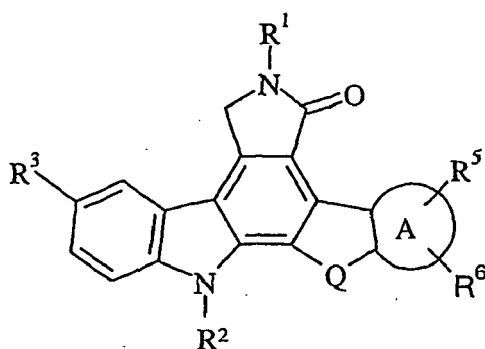
[0014] In one aspect, there are included compounds of Formula II wherein ring A is phenylene or pyrazolyne, preferably



Another aspect includes those compounds wherein R^1 is H or optionally substituted alkyl. Further aspects include those compounds wherein R^2 is H, $C(=O)R^{2a}$, $C(=O)NR^{2c}R^{2d}$, SO_2R^{2b} , CO_2R^{2b} , optionally substituted alkyl, optionally substituted alkenyl, optionally substituted alkynyl, or optionally substituted cycloalkyl, and preferably H, optionally substituted alkyl, optionally substituted alkenyl, optionally substituted alkynyl, or optionally substituted cycloalkyl, and more preferably R^2 is H or optionally substituted alkyl. Additional aspects include compounds wherein Q is selected from an optionally substituted C_{1-2} alkylene, or preferably Q is CH_2 or CH_2CH_2 .

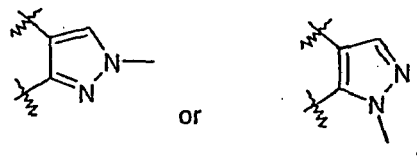
Additional aspects of the present invention include any combination of the above preferred substituents, such as, for example, a compound of Formula II with the preferred moieties of groups R^1 and R^2 ; or R^1 and Q; or R^1 , R^2 ; or Q; etc.

[0015] In yet another embodiment of the present invention, there are included compounds having a structure of Formula III:

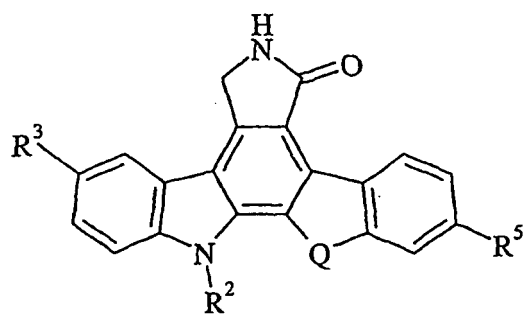


III

where preferably ring A is phenylene or pyrazolyne, preferably

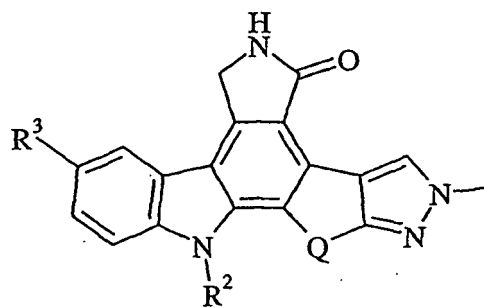


10 and R¹ is H or optionally substituted alkyl; and Formula IV:



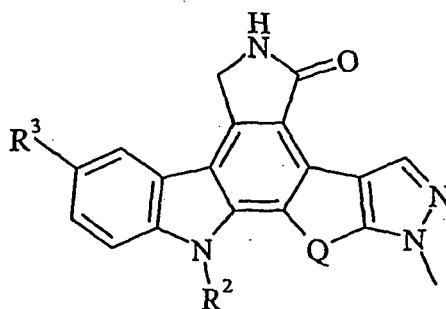
25 IV ;

and Formula V:



45 V ;

and Formula VI:



VI

[0016] In certain aspects of the present invention, there are included compounds of Formulas III-VI wherein R^2 is H, $C(=O)R^{2a}$, $C(=O)NR^{2c}R^{2d}$, $SO_2R^{2b}CO_2R^{2b}$, optionally substituted alkyl, optionally substituted alkenyl, optionally substituted alkynyl, or optionally substituted cycloalkyl, and preferably H, optionally substituted alkyl, optionally substituted alkenyl, optionally substituted alkynyl, or optionally substituted cycloalkyl, and more preferably R^2 is H or optionally substituted alkyl. Other aspects include those compounds wherein Q is selected from an optionally substituted C_{1-2} alkylene, or preferably Q is CH_2 or CH_2CH_2 . Additional aspects of the present invention include any combination of the above preferred substituents for each of Formulas III-VI.

The following paragraphs show additional aspects of the invention for at least one R^3 , R^4 , R^5 , and R^6 for compounds of Formulas I-VI and their respective preferred embodiments described heretofore.

1. OR^{14} ; particularly those wherein R^{14} is optionally substituted benzoxazole, optionally substituted benzothiazole, optionally substituted pyrimidine, optionally substituted pyrazine or optionally substituted triazine.
2. $C(=O)R^{22}$; particularly those wherein R^{22} is an optionally substituted 5-membered heteroaryl group.
3. $CH=NR^{26}$; particularly those wherein R^{26} is optionally substituted heterocycloalkyl.
4. $NR^{11}C(=O)R^{20}$; particularly those wherein R^{20} is optionally substituted heteroaryl.
5. $NR^{11}C(=O)OR^{15}$.
6. $OC(=O)R^{20}$; particularly those wherein R^{20} is optionally substituted heterocycloalkyl.
7. $OC(=O)NR^{11}R^{20}$; particularly those wherein R^{20} is optionally substituted cycloalkyl or optionally substituted heterocycloalkyl.
8. $O-(alkylene)-R^{24}$; particularly those wherein R^{24} is optionally substituted heterocycloalkyl.
9. $Z^1-(alkylene)-R^{23}$, wherein Z^1 is selected from CO_2 , O_2C , $C(=O)$, NR^{11} , $NR^{11}C(=O)$, and $NR^{11}C(=O)O$; particularly those wherein Z^1 is $C(=O)$ or NR^{11} .
10. $(alkylene)-Z^2-(alkylene)-R^{23}$, wherein Z^2 is selected from O, $S(O)_y$, $C(=O)NR^{11}$, $NR^{11}C(=O)$, $NR^{11}C(=O)NR^{11}$, $OC(=O)NR^{11}$, $NR^{11}C(=O)O$; particularly those wherein Z^2 is O, $C(=O)NR^{11}$, or $NR^{11}C(=O)$.

[0017] The preceding paragraphs may be combined to further define additional preferred embodiments of compounds of Formulas I-VI. For example, one such combination for R^3 , R^4 , R^5 , or R^6 can include OR^{14} ; $C(=O)R^{22}$; $NR^{11}C(=O)R^{20}$; $NR^{11}C(=O)OR^{15}$; $OC(=O)R^{20}$; or $OC(=O)NR^{11}R^{20}$.

[0018] Another such combination includes OR^{14} ; $C(=O)R^{22}$; and $NR^{11}C(=O)OR^{15}$.

[0019] A third such combination includes OR^{14} , wherein R^{14} is benzoxazole, benzothiazole, pyrimidine, pyrazine or triazine; $C(=O)R^{22}$, wherein R^{22} is a 5-membered heteroaryl group; $NR^{11}C(=O)R^{20}$, wherein R^{20} is heteroaryl; $NR^{11}C(=O)OR^{15}$; $OC(=O)R^{20}$, wherein R^{20} is heterocycloalkyl; or $OC(=O)NR^{11}R^{20}$, wherein R^{20} is cycloalkyl, wherein each R^{14} , R^{22} , and R^{20} is optionally substituted as set forth above.

[0020] The following terms and expressions used herein have the indicated meanings.

[0021] In the formulas described and claimed herein, it is intended that when any symbol appears more than once in a particular formula or substituent, its meaning in each instance is independent of the other.

[0022] As used herein, the term "about" refers to a range of values from $\pm 10\%$ of a specified value. For example, the phrase "about 50 mg" includes $\pm 10\%$ of 50, or from 45 to 55 mg.

[0023] As used herein, a range of values in the form "x-y" or "x to y", or "x through y", include integers x, y, and the integers therebetween. For example, the phrases "1-6", or "1 to 6" or "1 through 6" are intended to include the integers 1, 2, 3, 4, 5, and 6. Preferred embodiments include each individual integer in the range, as well as any subcombination

of integers. For example, preferred integers for "1-6" can include 1, 2, 3, 4, 5, 6, 1-2, 1-3, 1-4, 1-5, 2-3, 2-4, 2-5, 2-6, etc.

[0024] As used herein "stable compound" or "stable structure" refers to a compound that is sufficiently robust to survive isolation to a useful degree of purity from a reaction mixture, and preferably capable of formulation into an efficacious therapeutic agent. The present invention is directed only to stable compounds.

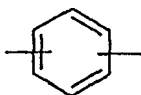
[0025] As used herein, the term "alkyl" refers to a straight-chain, or branched alkyl group having 1 to 8 carbon atoms, such as methyl, ethyl, propyl, isopropyl, butyl, isobutyl, sec-butyl, tert-butyl, pentyl, isoamyl, neopentyl, 1-ethylpropyl, 3-methylpentyl, 2,2-dimethylbutyl, 2,3-dimethylbutyl, hexyl, octyl, etc. The alkyl moiety of alkyl-containing groups, such as alkoxy, alkoxycarbonyl, and alkylaminocarbonyl groups, has the same meaning as alkyl defined above. Lower alkyl groups, which are preferred, are alkyl groups as defined above which contain 1 to 4 carbons. A designation such as "C₁-C₄ alkyl" refers to an alkyl radical containing from 1 to 4 carbon atoms.

[0026] As used herein, the term "alkenyl" refers to a straight chain, or branched hydrocarbon chains of 2 to 8 carbon atoms having at least one carbon-carbon double bond. A designation "C₂-C₈ alkenyl" refers to an alkenyl radical containing from 2 to 8 carbon atoms. Examples of alkenyl groups include ethenyl, propenyl, isopropenyl, 2,4-pentadienyl, etc.

[0027] As used herein, the term "alkynyl" refers to a straight chain, or branched hydrocarbon chains of 2 to 8 carbon atoms having at least one carbon-carbon triple bond. A designation "C₂-C₈ alkynyl" refers to an alkynyl radical containing from 2 to 8 carbon atoms. Examples include ethynyl, propynyl, isopropynyl, 3,5-hexadiynyl, etc.

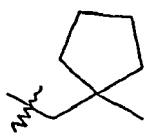
[0028] As used herein, the term "alkylene" refers to a branched or straight chained hydrocarbon of 1 to 8 carbon atoms, which is formed by the removal of two hydrogen atoms. A designation such as "C₁-C₄ alkylene" refers to an alkylene radical containing from 1 to 4 carbon atoms. Examples include methylene (-CH₂-), propylidene (CH₃CH₂CH=), 1,2-ethandiyl (-CH₂CH₂-), etc.

[0029] As used herein, the term "phenylene" refers to a phenyl group with an additional hydrogen atom removed, ie. a moiety with the structure of:



[0030] As used herein, the term "cycloalkyl" refers to a saturated or partially saturated mono- or bicyclic alkyl ring system containing 3 to 10 carbon atoms. A designation such as "C₅-C₇ cycloalkyl" refers to a cycloalkyl radical containing from 5 to 7 ring carbon atoms. Preferred cycloalkyl groups include those containing 5 or 6 ring carbon atoms. Examples of cycloalkyl groups include cyclopropyl, cyclobutyl, cyclopentyl, cyclohexyl, cyclohexenyl, cycloheptyl, cyclooctyl, etc.

[0031] As used herein, the term "spirocycloalkyl" refers to a cycloalkyl group bonded to a carbon chain or carbon ring moiety by a carbon atom common to the cycloalkyl group and the carbon chain or carbon ring moiety. For example, a C₃ alkyl group substituted with an R group wherein the R group is spirocycloalkyl containing 5 carbon atoms refers to:



[0032] As used herein, the term "aryl" refers to a mono- or bicyclic hydrocarbon aromatic ring system having 6 to 12 ring carbon atoms. Examples include phenyl and naphthyl. Preferred aryl groups include phenyl or naphthyl groups. Included within the definition of "aryl" are fused ring systems, including, for example, ring systems in which an aromatic ring is fused to a cycloalkyl ring. Examples of such fused ring systems include, for example, indane and indene.

[0033] As used herein, the terms "heterocycle", "heterocyclic" or "heterocyclyl" refer to a mono- di-, tri- or other multicyclic aliphatic ring system that includes at least one heteroatom such as O, N, or S. The nitrogen and sulfur heteroatoms may be optionally oxidized, and the nitrogen may be optionally substituted in non-aromatic rings. Heterocycles are intended to include heteroaryl and heterocycloalkyl groups.

[0034] Some heterocyclic groups containing one or more nitrogen atoms include pyrrolidine, pyrroline, pyrazoline, piperidine, morpholine, thiomorpholine, N-methylpiperazine, indole, isoindole, imidazole, imidazoline, oxazoline, oxazole, triazole, thiazoline, thiazole, isothiazole, thiadiazole, triazine, isoxazole, oxindole, pyrazole, pyrazolone, pyrimidine, pyrazine, quinoline, isoquinoline, and tetrazole groups. Some heterocyclic groups formed containing one or more oxygen atoms include furan, tetrahydrofuran, pyran, benzofurans, isobenzofurans, and tetrahydropyran groups. Some heterocyclic groups containing one or more sulfur atoms include thiophene, thianaphthene, tetrahydrothiophene, tetrahydro-

thiapyran, and benzothiophenes.

[0035] As used herein, the term "heterocycloalkyl" refers to a cycloalkyl group in which one or more ring carbon atoms are replaced by at least one hetero atom such as -O-, -N-, or -S-, and includes ring systems which contain a saturated ring group bridged or fused to one or more aromatic groups. Some heterocycloalkyl groups containing both saturated and aromatic rings include phthalamide, phthalic anhydride, indoline, isoindoline, tetrahydroisoquinoline, chroman, isochroman, and chromene.

[0036] As used herein, the term "heteroaryl" refers to an aryl group containing 5 to 10 ring carbon atoms in which one or more ring carbon atoms are replaced by at least one hetero atom such as -O-, -N-, or -S-. Some heteroaryl groups of the present invention include pyridyl, pyrimidyl, purinyl, pyrrolyl, pyridazinyl, pyrazinyl, triazinyl, imidazolyl, triazolyl, tetrazolyl, indolyl, isoindolyl, quinolyl, isoquinolyl, quinoxalyl, quinazolinyl, cinnolyl, phthalazinyl, benzoimidazolyl, pyrazolyl, thiazolyl, thiadiazolyl, isothiazolyl, oxazolyl, isoxazolyl, naphthyridinyl, oxindolyl, and benzothiazolyl groups.

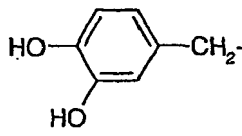
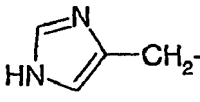
[0037] As used herein, the term "arylalkyl" refers to an alkyl group that is substituted with an aryl group. Examples of arylalkyl groups include, but are not limited to, benzyl, phenethyl, benzhydryl, diphenylmethyl, triphenylmethyl, diphenylethyl, naphthylmethyl, etc.

[0038] As used herein, the term "arylalkoxy" refers to an aryl-substituted alkoxy group, such as benzyloxy, diphenylmethoxy, triphenylmethoxy, phenylethoxy, diphenylethoxy, etc.

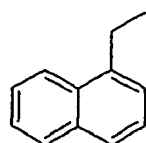
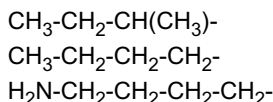
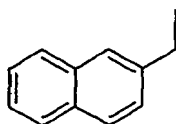
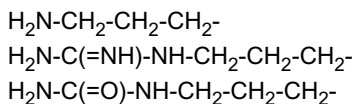
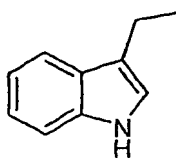
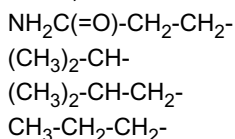
[0039] As used herein, the term "monosaccharide" refers to a simple sugar of the formula $(CH_2O)_n$. The monosaccharides can be straight-chain or ring systems, and can include a saccharose unit of the formula $-CH(OH)-C(=O)-$. Examples of monosaccharides include erythrose, threose, ribose, arabinose, xylose, lyxose, allose, altrose, glucose, mannose, gulose, idose, galactose, talose, erythulose, ribulose, xyulose, psicose, fructose, sorbose, tagatose, erythropentulose, threopentulose, glycerotetrulose, glucopyranose, fructofuranose, etc.

[0040] As used herein, the term "amino acid" refers to a group containing both an amino group and a carboxyl group. Embodiments of amino acids include α -amino, β -amino, γ -amino acids. The α -amino acids have a general formula $HOOC-CH(\text{side chain})-NH_2$. The amino acids can be in their D, L or racemic configurations. Amino acids include naturally-occurring and non-naturally occurring moieties. The naturally-occurring amino acids include the standard 20 α -amino acids found in proteins, such as glycine, serine, tyrosine, proline, histidine, glutamine, etc. Naturally-occurring amino acids can also include non- α -amino acids (such as β -alanine, γ -aminobutyric acid, homocysteine, etc.), rare amino acids (such as 4-hydroxyproline, 5-hydroxylysine, 3-methylhistidine, etc.) and non-protein amino acids (such as citrulline, ornithine, canavanine, etc.). Non-naturally occurring amino acids are well-known in the art, and include analogs of natural amino acids. See Lehninger, A. L. Biochemistry, 2nd ed.; Worth Publishers: New York, 1975; 71-77, the disclosure of which is incorporated herein by reference. Non-naturally occurring amino acids also include α -amino acids wherein the side chains are replaced with synthetic derivatives. In certain embodiments, substituent groups for the compounds of the present invention include the residue of an amino acid after removal of the hydroxyl moiety of the carboxyl group thereof; i.e., groups of formula $-C(=O)CH(\text{side chain})-NH_2$. Representative side chains of naturally occurring and non-naturally occurring α -amino acids include are shown below in Table A.

Table A

H	HS-CH ₂ -
CH ₃ -	HO ₂ C-CH(NH ₂)-CH ₂ -S-S-CH ₂ -
HO-CH ₂ -	CH ₃ -CH ₂ -
C ₆ H ₅ -CH ₂ -	CH ₃ -S-CH ₂ -CH ₂ -
HO-C ₆ H ₄ -CH ₂ -	CH ₃ -CH ₂ -S-CH ₂ -CH ₂ -
	HO-CH ₂ -CH ₂ -
	C ₅ H ₉ -
	C ₆ H ₁₁ -
	C ₆ H ₁₁ -CH ₂ -
	CH ₃ -CH(OH)-
	
	HO ₂ C-CH ₂ -NHC(=O)-CH ₂ -
	HO ₂ C-CH ₂ -
	HO ₂ C-CH ₂ -CH ₂ -
	NH ₂ C(=O)-CH ₂ -

(continued)



[0041] As used herein, the term "*trk*" refers to the family of high affinity neurotrophin receptors presently comprising *trk A*, *trk B*, and *trk C*, and other membrane associated proteins to which a neurotrophin can bind.

[0042] As used herein, the term "VEGFR" refers to the family of high affinity vascular endothelial growth factor receptors presently comprising VEGFR1, VEGFR2, VEGFR3, and other membrane associated proteins to which a VEGF can bind.

[0043] As used herein, the term "MLK" refers to the family of high affinity mixed lineage kinases presently comprising MLK1, MLK2, MLK3, MLK4 α & β , DLK, LZK, ZAK α & β , and other serine/threonine kinases classified within this family.

[0044] As used herein, the terms "enhance" or "enhancing" when used to modify the terms "function" or "survival" means that the presence of a compound of the present invention has a positive effect on the function and/or survival of a trophic factor responsive cell compared with a cell in the absence of the compound. For example, and not by way of limitation, with respect to the survival of, e.g., a cholinergic neuron, a compound of the present invention would evidence enhancement of survival of a cholinergic neuronal population at risk of dying (due to, e.g., injury, a disease condition, a degenerative condition or natural progression) when compared to a cholinergic neuronal population not presented with such a compound, if the treated population has a comparatively greater period of functionality than the non-treated population. As a further example, and again not by way of limitation, with respect to the function of, e.g., a sensory neuron, a compound of the present invention would evidence enhancement of the function (e.g. neurite extension) of a sensory neuronal population when compared to a sensory neuronal population not presented with such a compound, if the neurite extension of the treated population is comparatively greater than the neurite extension of the non-treated population.

[0045] As used herein, the terms "inhibit" or "inhibition" refer to a specified response of a designated material (e.g., enzymatic activity) is comparatively decreased in the presence of a compound of the present invention.

[0046] As used herein, the terms "cancer" or "cancerous" refer to any malignant proliferation of cells in a mammal. Examples include prostate, benign prostate hyperplasia, ovarian, breast, brain, lung, pancreatic, colorectal, gastric, stomach, solid tumors, head and neck, neuroblastoma, renal cell carcinoma, lymphoma, leukemia, other recognized malignancies of the hematopoietic systems, and other recognized cancers.

[0047] As used herein the terms "neuron", "cell of neuronal lineage" and "neuronal cell" refer to a heterogeneous population of neuronal types having singular or multiple transmitters and/or singular or multiple functions; preferably, these are cholinergic and sensory neurons. As used herein, the phrase "cholinergic neuron" means neurons of the Central Nervous System (CNS) and Peripheral Nervous System (PNS) whose neurotransmitter is acetylcholine; exemplary are basal forebrain and spinal cord neurons. As used herein, the phrase "sensory neuron" includes neurons responsive to environmental cues (e.g., temperature, movement) from, e.g., skin, muscle and joints; exemplary is a neuron from the DRG.

[0048] As used herein the term "trophic factor" refers to a molecule that directly or indirectly affects the survival or function of a trophic factor responsive cell. Exemplary trophic factors include Ciliary Neurotrophic Factor (CNTF), basic Fibroblast Growth Factor (bFGF), insulin and insulin-like growth factors (e.g., IGF-I, IGF-II, IGF-III), interferons, interleukins, cytokines, and the neurotrophins, including Nerve Growth Factor (NGF), Neurotrophin-3 (NT-3), Neurotrophin-4/5 (NT-4/5) and Brain Derived Neurotrophic Factor (BDNF).

[0049] As used herein the term "trophic factor-responsive cell" refers to a cell which includes a receptor to which a

trophic factor can specifically bind; examples include neurons (e.g., cholinergic and sensory neurons) and non-neuronal cells (e.g., monocytes and neoplastic cells).

[0050] As used herein the terms "trophic factor activity" and "trophic factor-induced activity", refer to both endogenous and exogenous trophic factors, where "endogenous" refers to a trophic factor normally present and "exogenous" refers to a trophic factor added to a system. As defined, "trophic factor induced activity" includes activity induced by (1) endogenous trophic factors; (2) exogenous trophic factors; and (3) a combination of endogenous and exogenous trophic factors.

[0051] As used herein, the term "at risk of dying" in conjunction with a biological material, e.g., a cell such as a neuron, refers to a state or condition which negatively impacts the biological material such that the material has an increased likelihood of dying due to such state or condition. For example, compounds disclosed herein can "rescue" or enhance the survival of motoneurons which are naturally at risk of dying in an *in ovo* model of programmed cell death. Similarly, for example, a neuron may be at risk of dying due to the natural aging process which occasions the death of a neuron, or due to an injury, such as a trauma to the head, which may be such that neurons and/or glia, for example, impacted by such trauma may be at risk of dying. Further, for example, a neuron may be at risk of dying due to a disease state or condition, as in the case of neurons at risk of dying as occasioned by the disease ALS. Thus, by enhancing the survival of a cell at risk of dying by use of a compound of the claimed invention is meant that such compound decreases or prevents the risk of the death of the cell.

[0052] As used herein the term "contacting" refers to directly or indirectly causing placement together of moieties, such that the moieties directly or indirectly come into physical association with each other, whereby a desired outcome is achieved. Thus, as used herein, one can "contact" a target cell with a compound as disclosed herein even though the compound and cell do not necessarily physically join together (as, for example, is the case where a ligand and a receptor physically join together), as long as the desired outcome is achieved (e.g., enhancement of the survival of the cell). Contacting thus includes acts such as placing moieties together in a container (e.g., adding a compound as disclosed herein to a container comprising cells for *in vitro* studies) as well as administration of the compound to a target entity (e.g., injecting a compound as disclosed herein into a laboratory animal for *in vivo* testing, or into a human for therapy or treatment purposes).

[0053] As used herein, a "therapeutically effective amount" refers to an amount of a compound of the present invention effective to prevent or treat the symptoms of a particular disorder.

[0054] As used herein, the term "subject" refers to a warm blooded animal such as a mammal, preferably a human, or a human child, which is afflicted with, or has the potential to be afflicted with one or more diseases and conditions described herein.

[0055] As used herein, the term "pharmaceutically acceptable" refers to those compounds, materials, compositions, and/or dosage forms which are, within the scope of sound medical judgment, suitable for contact with the tissues of human beings and animals without excessive toxicity, irritation, allergic response, or other problem complications commensurate with a reasonable benefit/risk ratio.

[0056] As used herein, "pharmaceutically acceptable salts" refer to derivatives of the disclosed compounds wherein the parent compound is modified by making acid or base salts thereof. Examples of pharmaceutically acceptable salts include, but are not limited to, mineral or organic acid salts of basic residues such as amines; alkali or organic salts of acidic residues such as carboxylic acids; and the like. The pharmaceutically acceptable salts include the conventional non-toxic salts or the quaternary ammonium salts of the parent compound formed, for example, from non-toxic inorganic or organic acids. For example, such conventional non-toxic salts include those derived from inorganic acids such as hydrochloric, hydrobromic, sulfuric, sulfamic, phosphoric, nitric and the like; and the salts prepared from organic acids such as acetic, propionic, succinic, glycolic, stearic, lactic, malic, tartaric, citric, ascorbic, pantoic, maleic, hydroxymaleic, phenylacetic, glutamic, benzoic, salicylic, sulfanilic, 2-acetoxybenzoic, fumaric, toluenesulfonic, methanesulfonic, ethane disulfonic, oxalic, isethionic, and the like.

[0057] The pharmaceutically acceptable salts of the present invention can be prepared from the parent compound which contains a basic or acidic moiety by conventional chemical methods. Generally, such salts can be prepared by reacting the free acid or base forms of these compounds with a stoichiometric amount of the appropriate base or acid in water or in an organic solvent, or in a mixture of the two. Generally, nonaqueous media like ether, ethyl acetate, ethanol, isopropanol, or acetonitrile are preferred. Lists of suitable salts are found in Remington's Pharmaceutical Sciences, 17th ed., Mack Publishing Company, Easton, PA, 1985, p. 1418, the disclosure of which is hereby incorporated by reference.

[0058] As used herein, the term "unit dose" refers to a single dose which is capable of being administered to a patient, and which can be readily handled and packaged, remaining as a physically and chemically stable unit dose comprising either the active compound itself, or as a pharmaceutically acceptable composition, as described hereinafter.

[0059] As used herein, "prodrug" is intended to include any covalently bonded carriers which release the active parent compound as defined in the present invention *in vivo* when such prodrug is administered to a mammalian subject. Since prodrugs are known to enhance numerous desirable qualities of pharmaceuticals (e.g., solubility, bioavailability, man-

ufacturing, etc.) the compounds of the present invention may be delivered in prodrug form. Thus, the present invention contemplates prodrugs of the claimed compounds, compositions containing the same, and methods of delivering the same. Prodrugs of a compound of the present invention may be prepared by modifying functional groups present in the compound in such a way that the modifications are cleaved, either in routine manipulation or *in vivo*, to the parent compound. Accordingly, prodrugs include, for example, compounds of the present invention wherein a hydroxy, amino, or carboxy group is bonded to any group that, when the prodrug is administered to a mammalian subject, cleaves to form a free hydroxyl, free amino, or carboxylic acid, respectively. Examples include, but are not limited to, acetate, formate and benzoate derivatives of alcohol and amine functional groups; and alkyl, carbocyclic, aryl, and alkylaryl esters such as methyl, ethyl, propyl, iso-propyl, butyl, isobutyl, sec-butyl, tert-butyl, cyclopropyl, phenyl, benzyl, and phenethyl esters, and the like.

[0060] It is recognized that compounds of the present invention may exist in various stereoisomeric forms. As such, the compounds of the present invention include their respective diastereomers or enantiomers. The compounds are normally prepared as racemates and can conveniently be used as such, but individual diastereomers or enantiomers can be isolated or synthesized by conventional techniques if so desired. Such racemates and individual diastereomers or enantiomers and mixtures thereof form part of the present invention.

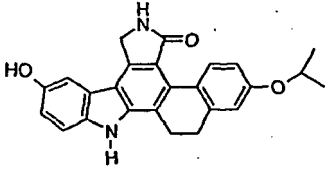
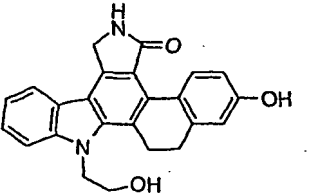
[0061] It is well known in the art how to prepare and isolate such optically active forms. Specific stereoisomers can be prepared by stereospecific synthesis using enantiomerically pure or enantiomerically enriched starting materials. The specific stereoisomers of either starting materials or products can be resolved and recovered by techniques known in the art, such as resolution of racemic forms, normal, reverse-phase, and chiral chromatography, recrystallization, enzymatic resolution, or fractional recrystallization of addition salts formed by reagents used for that purpose. Useful methods of resolving and recovering specific stereoisomers described in Eliel, E. L.; Wilen, S.H. Stereochemistry of Organic Compounds; Wiley: New York, 1994, and Jacques, J, et al. Enantiomers, Racemates, and Resolutions; Wiley: New York, 1981, each incorporated by reference herein in their entireties.

[0062] It is further recognized that functional groups present on the compounds of the present invention may contain protecting groups. For example, the amino acid side chain substituents of the compounds of the present invention can be substituted with protecting groups such as benzyloxycarbonyl or t-butoxycarbonyl groups. Protecting groups are known per se as chemical functional groups that can be selectively appended to and removed from functionalities, such as hydroxyl groups and carboxyl groups. These groups are present in a chemical compound to render such functionality inert to chemical reaction conditions to which the compound is exposed. Any of a variety of protecting groups may be employed with the present invention. Preferred groups for protecting lactams include silyl groups such as t-butyldimethylsilyl ("TBDMS"), dimethoxybenzhydryl ("DMB"), acyl, benzyl, and methoxybenzyl groups. Preferred groups for protecting hydroxy groups include TBS, acyl, benzyl ("Bn"), benzyloxycarbonyl ("CBZ"), t-butyloxycarbonyl ("Boc"), and methoxymethyl. Many other standard protecting groups employed by one skilled in the art can be found in Greene, T.W. and Wuts, P.G.M., "Protective Groups in Organic Synthesis" 2d. Ed., Wiley & Sons, 1991.

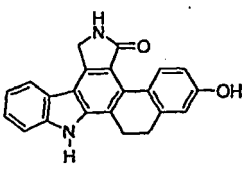
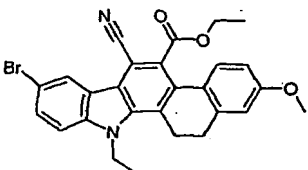
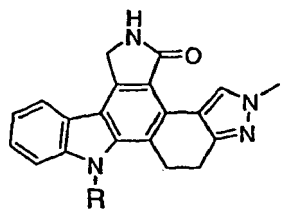
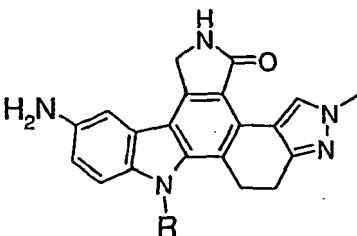
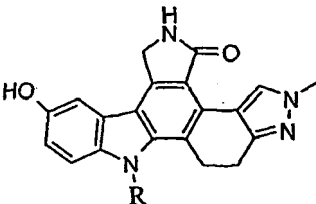
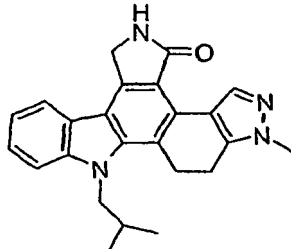
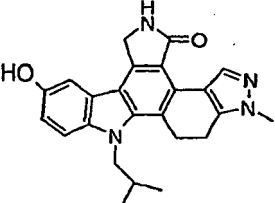
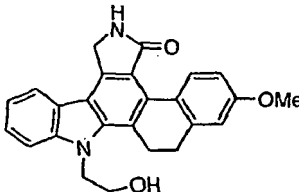
Synthesis

[0063] The general routes to prepare the examples shown in Tables 1-3 of the present invention are shown in the Schemes 1-4. The intermediates used to prepare the examples and their mass spectral data are shown in the Table B. The reagents and starting materials are commercially available, or readily synthesized by well-known techniques by one of ordinary skill in the arts. All processes disclosed in association with the present invention are contemplated to be practiced on any scale, including milligram, gram, multigram, kilogram, multikilogram or commercial industrial scale. All substituents in the synthetic schemes, unless otherwise indicated, are as previously defined.

Table B

<p>I-14 399 (M + 1)</p>		<p>I-18 383 (M - 1)</p>	
-----------------------------	-------------------------------------------------------------------------------------	-----------------------------	--------------------------------------------------------------------------------------

(continued)

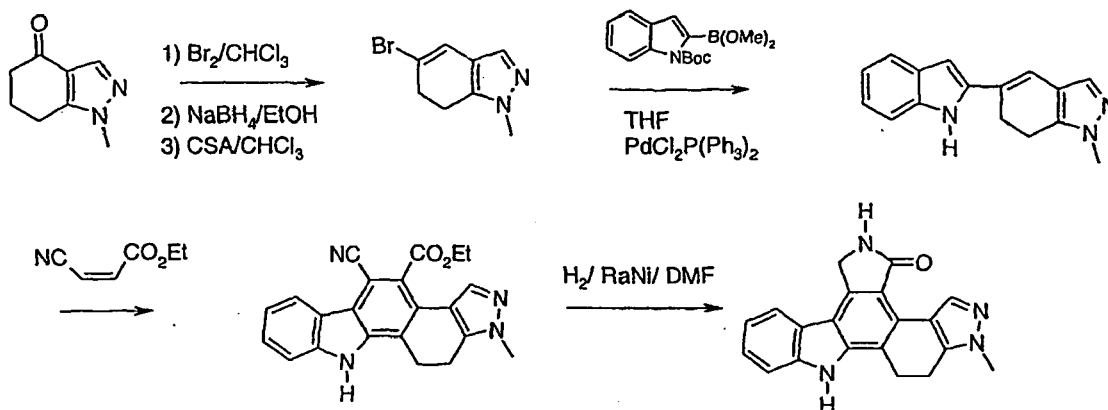
I-19 339 (M - 1)		I-22 504 (M + 1)	
I-23 357 (M + 1) 371 (M + 1) 385 (M + 1) 369 (M + 1) 426 (M + 1) 400 (M + 1) 482 (M + 1)	 <p style="text-align: center;"><u>R</u></p> 23-1: Ethyl 23-2: nPropyl 23-3: i-butyl 23-4: allyl 23-5: CH ₂ CH ₂ NC ₄ H ₈ 23-6: CH ₂ CH ₂ NMe ₂ 23-7: (CH ₂) ₆ NC ₄ H ₈	I-29 386 (M + 1) 386 (M + 1) 400 (M + 1) 400 (M + 1)	 <p style="text-align: center;"><u>R</u></p> 29-1: i-Propyl 29-2: nPropyl 29-3: i-Butyl 29-4: nButyl
I-33 373 (M + 1) 401 (M + 1) 387 (M + 1) 387 (M + 1)	 <p style="text-align: center;"><u>R</u></p> 33-1: Ethyl 33-2: i-Butyl 33-3: i-Propyl 33-4: Propyl	I-36 385 (M + 1)	
I-39 401 (M + 1)		I-41 399 (M + 1)	

[0064] The general procedures to prepare the pyrrolocarbazoles of the present invention are described in U.S. Pat. Nos. 5,705,511 ("the '511 patent") and 6,630,500, PCT Publ. No. WO 00/47583, J. Heterocyclic Chemistry, 2001, 38, 591, and J. Heterocyclic Chemistry, 2003, 40, 135. In general, the lactam nitrogen or intermediate alcohol groups of the intermediates outlined in Table B may be protected with such groups as acetyl, substituted silyl, benzyl, Boc, or dimethoxybenzhydryl.

[0065] Intermediate I-23 (wherein R is hydrogen) used to prepare examples in Table 2, was prepared from the β-

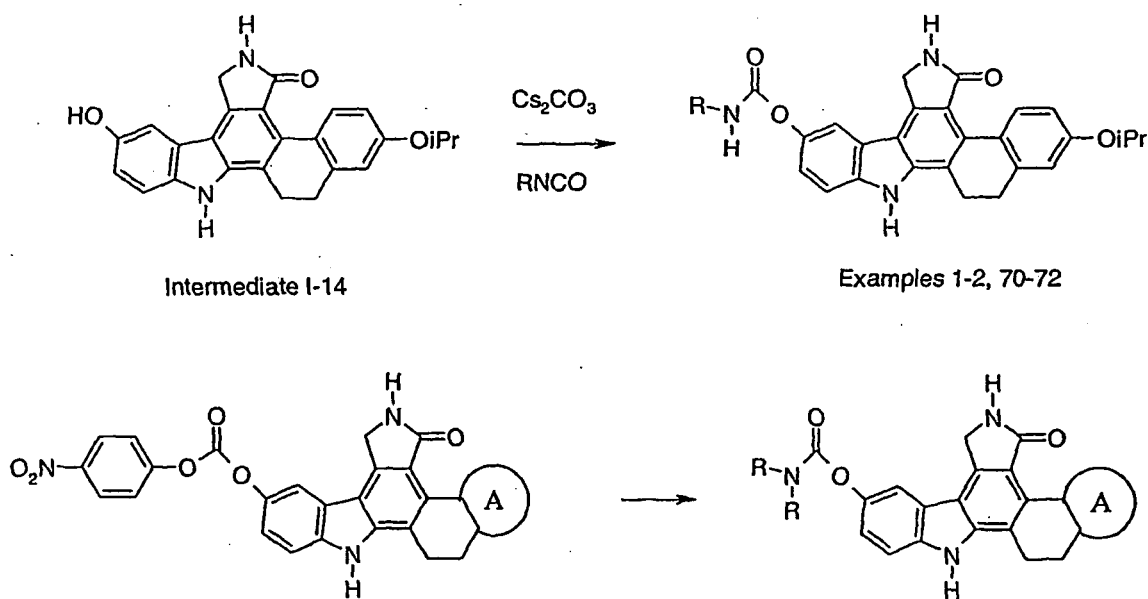
ketone, 2-methyl-1,4,6,7-tetrahydro-5H-indazol-5-one (Peet, N. P.; LeTourneau, M. E.; Heterocycles, 1991, 32, 41) using methods described in the '511 patent and in J. Heterocyclic Chemistry, 2003, 40, 135.

Scheme 1.



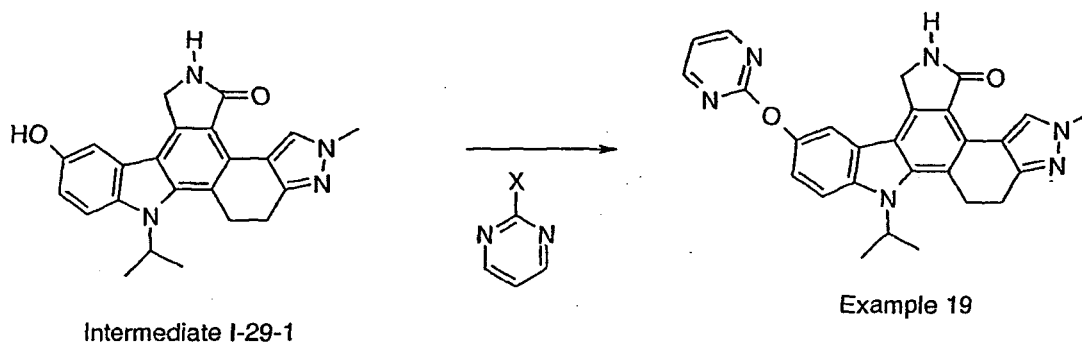
[0066] As shown in Scheme 1, the N1-methyl pyrazole derivatives in Table 3 were prepared from the 1-methyl α -ketone (J. Chem. Res., 1986, 1401). The N2-methyl pyrazole intermediates were prepared according to procedures in J. Heterocyclic Chem. 1992, 19, 1355.

Scheme 2.



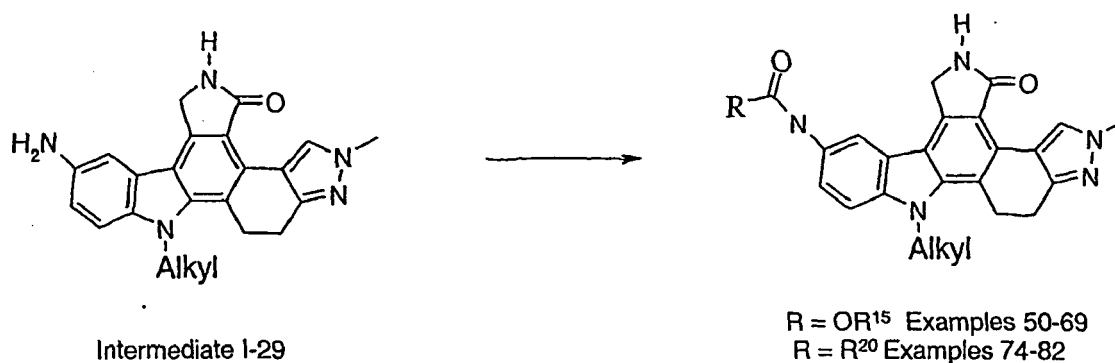
[0067] Scheme 2 outlines the route to prepare carbamate-type derivatives, such as Examples 1-2, and 70-72. An alternate method to preparing N, N-di-substituted carbamates utilized a nitrophenyl carbonate intermediate which may be treated with various primary or secondary amines. Similarly urea, O-carbamate, and N-carbamate derivatives may be prepared from reaction of the appropriate amine or phenol intermediate with an isocyanate or chloroformate or from the appropriate nitrophenyl carbonate, nitrophenyl carbamate, or trichloromethylcarbonyl (see J. Org. Chem. 2003, 68, 3733-3735).

Scheme 3.



[0068] Scheme 3 outlines a route to prepare heteroaryl ethers from the corresponding phenol using a base such as sodium hydride and a heteroaryl bromide or chloride.

Scheme 4.



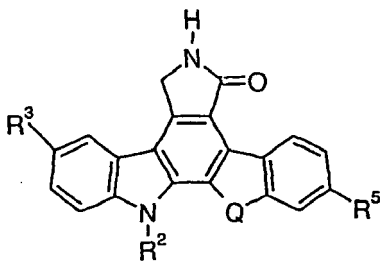
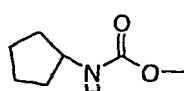
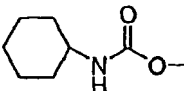
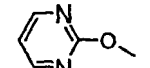
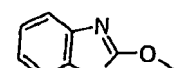
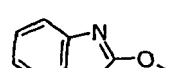
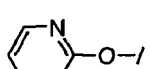
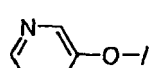
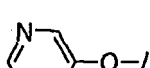
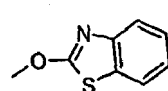
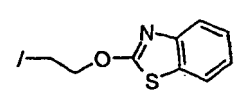
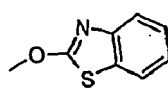
[0069] Scheme 4 shows a route for the preparation of N-carbamates (examples 50-69) or amides (examples 74-82) from the corresponding aniline intermediates I-29. Amino intermediates I-29 were prepared by alkylation of the appropriate cyano-esters with the appropriate alkyl iodide or bromide followed by nitration, and subsequent $RaNi$ reduction to provide the amino-lactam. The desired compounds were readily prepared from the amine.

[0070] Heteroaryl ketones may be prepared using standard Friedel-Crafts type acylation reactions.

Examples

[0071] Other features of the invention will become apparent in the course of the following descriptions of exemplary embodiments as shown in the following Tables 1-5. The compounds of Tables 1-5 show activity in the targets described herein at concentrations ranging from 0.1 nM to 10 μ M. These examples are given for illustration of the invention and are not intended to be limiting thereof.

Table 1

				
Ex. No.	R ³	R ²	Q	R ⁵
1		H	CH ₂ CH ₂	OiPr
2		H	CH ₂ CH ₂	OiPr
3		H	CH ₂ CH ₂	OiPr
4		H	CH ₂ CH ₂	OiPr
5		H	CH ₂ CH ₂	OiPr
6		CH ₂ CH ₂ CH ₃	CH ₂ CH ₂	OiPr
7		H	CH ₂ CH ₂	OiPr
8		CH ₂ CH ₂ CH ₃	CH ₂ CH ₂	OiPr
9	H	CH ₂ CH ₂ OH	CH ₂ CH ₂	
10	H		CH ₂ CH ₂	

(continued)

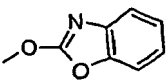
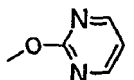
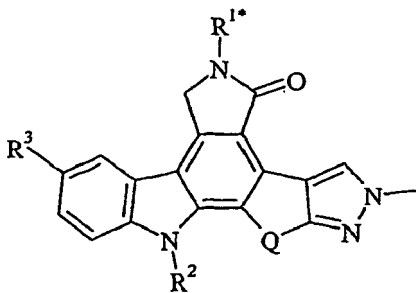
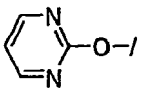
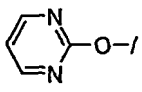
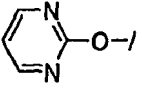
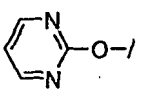

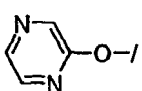
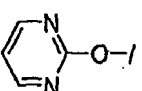
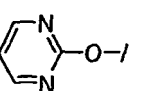
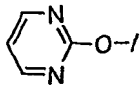
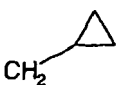
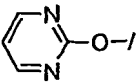


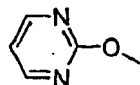
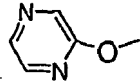
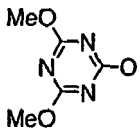
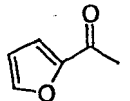
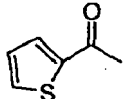
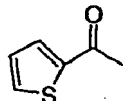
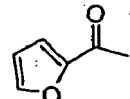
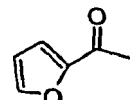
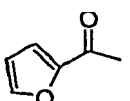
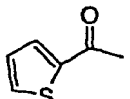
Ex. No.	R ³	R ²	Q	R ⁵
11	H	CH ₂ CH ₂ OH	CH ₂ CH ₂	
12	H	H	CH ₂ CH ₂	

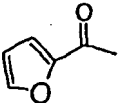
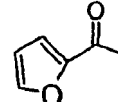
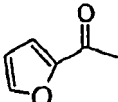
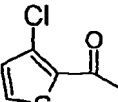
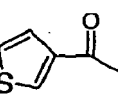
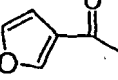
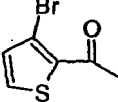
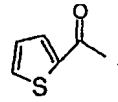
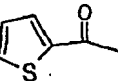
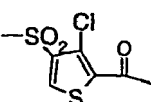
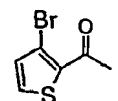
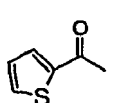
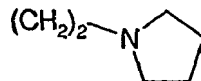
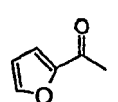
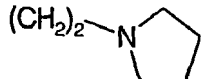
Table 2

 <p>*R¹ is H, unless otherwise noted</p>			
Ex.No. No.	R ³	R ²	Q
13		H	CH ₂ CH ₂
14		CH ₂ CH ₃	CH ₂ CH ₂
15		CH ₃	CH ₂ CH ₂
16			CH ₂ CH ₂
17		H	CH ₂ CH ₂
18		CH ₂ CH ₂ CH ₂ CH ₃	CH ₂ CH ₂
19		CH(CH ₃) ₂	CH ₂ CH ₂

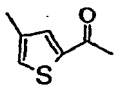
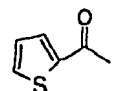
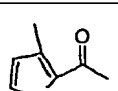
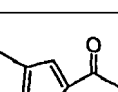
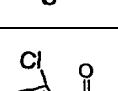
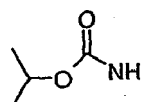
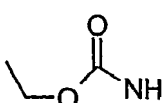
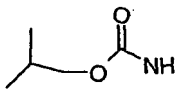
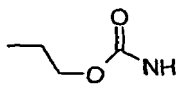
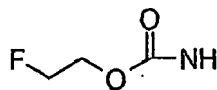
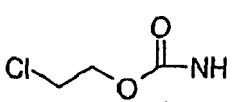
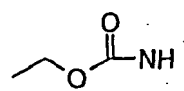
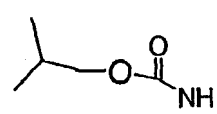
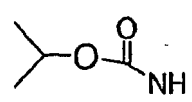
(continued)

Ex.No. No.	R ³	R ²	Q
20			CH ₂ CH ₂
21		$R^2 = \text{CH}_2$  $*R^1 = \text{CH}_2$ 	CH ₂ CH ₂
22		CH ₂ CH(CH ₃) ₂	CH ₂ CH ₂
23		CH ₂ CH ₃	CH ₂ CH ₂
24		CH ₂ CH(CH ₃) ₂	CH ₂ CH ₂
25		CH ₂ CH ₃	CH ₂ CH ₂
26		H	CH ₂ CH ₂
27		CH ₂ CH ₃	CH ₂ CH ₂
28		H	CH ₂ CH ₂
29		CH ₂ CH ₂ CH ₃	CH ₂ CH ₂
30		CH ₂ CH(CH ₃) ₂	CH ₂ CH ₂
31		CH ₂ CH(CH ₃) ₂	CH ₂ CH ₂

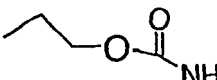
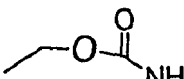
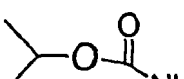
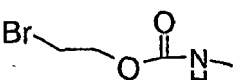
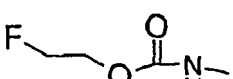
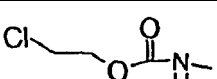
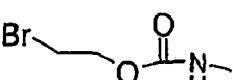

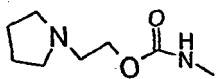
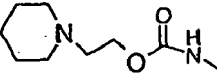
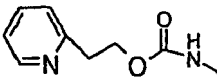
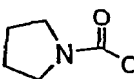
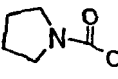
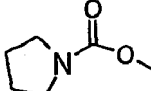
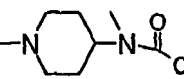
(continued)

Ex.No. No.	R ³	R ²	Q
32		CH ₂ CH=CH ₂	CH ₂ CH ₂
33		CH ₂ COOEt	CH ₂ CH ₂
34		CH ₂ COOH	CH ₂ CH ₂
35		CH ₂ CH(CH ₃) ₂	CH ₂ CH ₂
36		CH ₂ CH(CH ₃) ₂	CH ₂ CH ₂
37		CH ₂ CH(CH ₃) ₂	CH ₂ CH ₂
38		CH ₂ CH(CH ₃) ₂	CH ₂ CH ₂
39		CH ₂ CH ₂ CH ₃	CH ₂ CH ₂
40		CH(CH ₃) ₂	CH ₂ CH ₂
41		CH ₂ CH(CH ₃) ₂	CH ₂ CH ₂
42		CH ₂ CH ₂ NMe ₂	CH ₂ CH ₂
43		(CH ₂) ₂ N 	CH ₂ CH ₂
44		(CH ₂) ₂ N 	CH ₂ CH ₂

(continued)

Ex.No. No.	R ³	R ²	Q
45		CH ₂ CH(CH ₃) ₂	CH ₂ CH ₂
46		(CH ₂) ₆ N-cyclopentyl	CH ₂ CH ₂
47		(CH ₂) ₂ N-cyclopentyl	CH ₂ CH ₂
48		(CH ₂) ₂ N-cyclopentyl	CH ₂ CH ₂
49		(CH ₂) ₂ N-cyclopentyl	CH ₂ CH ₂
50		CH ₂ CH ₂ CH ₃	CH ₂ CH ₂
51		CH ₂ CH ₂ CH ₃	CH ₂ CH ₂
52		CH ₂ CH ₂ CH ₃	CH ₂ CH ₂
53		CH ₂ CH ₂ CH ₃	CH ₂ CH ₂
54		CH ₂ CH ₂ CH ₃	CH ₂ CH ₂
55		CH ₂ CH ₂ CH ₃	CH ₂ CH ₂
56		CH(CH ₃) ₂	CH ₂ CH ₂
57		CH ₂ CH(CH ₃) ₂	CH ₂ CH ₂
58		CH ₂ CH(CH ₃) ₂	CH ₂ CH ₂

(continued)

Ex.No. No.	R ³	R ²	Q
59		CH ₂ CH(CH ₃) ₂	CH ₂ CH ₂
60		CH ₂ CH(CH ₃) ₂	CH ₂ CH ₂
61		CH(CH ₃) ₂	CH ₂ CH ₂
62		CH ₂ CH ₂ CH ₃	CH ₂ CH ₂
63		CH ₂ CH(CH ₃) ₂	CH ₂ CH ₂
64		CH ₂ CH(CH ₃) ₂	CH ₂ CH ₂
65		CH ₂ CH(CH ₃) ₂	CH ₂ CH ₂
66		CH(CH ₃) ₂	CH ₂ CH ₂
67		CH(CH ₃) ₂	CH ₂ CH ₂
68		CH(CH ₃) ₂	CH ₂ CH ₂
69		CH(CH ₃) ₂	CH ₂ CH ₂
70		CH ₂ CH ₃	CH ₂ CH ₂
71		CH ₂ CH(CH ₃) ₂	CH ₂ CH ₂
72		CH(CH ₃) ₂	CH ₂ CH ₂
73		CH ₂ CH(CH ₃) ₂	CH ₂ CH ₂

(continued)

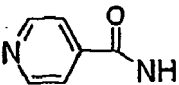
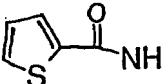
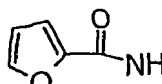
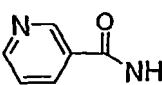
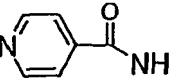
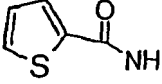
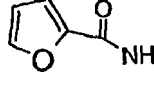
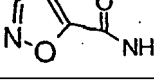
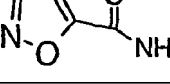
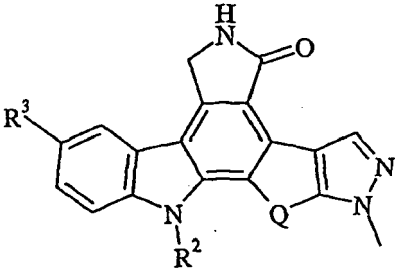
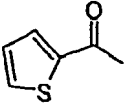
Ex.No. No.	R ³	R ²	Q
74		CH(CH ₃) ₂	CH ₂ CH ₂
75		CH ₂ CH ₂ CH ₃	CH ₂ CH ₂
76		CH ₂ CH ₂ CH ₃	CH ₂ CH ₂
77		CH(CH ₃) ₂	CH ₂ CH ₂
78		CH(CH ₃) ₂	CH ₂ CH ₂
79		CH ₂ CH(CH ₃) ₂	CH ₂ CH ₂
80		CH ₂ CH(CH ₃) ₂	CH ₂ CH ₂
81		CH ₂ CH ₂ CH ₃	CH ₂ CH ₂
82		CH ₂ CH(CH ₃) ₂	CH ₂ CH ₂

Table 3

			
Ex. No.	R ³	R ²	Q
83		CH ₂ CH(CH ₃) ₂	CH ₂ CH ₂

(continued)

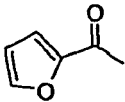
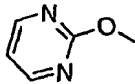
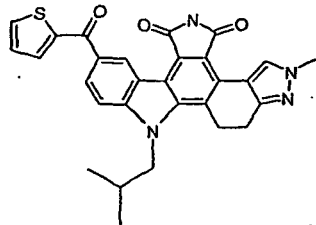
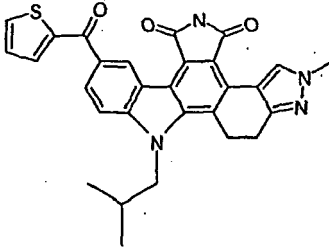
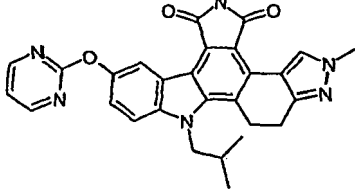
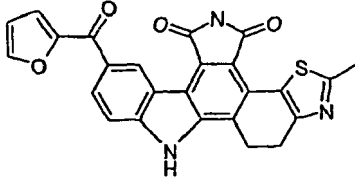
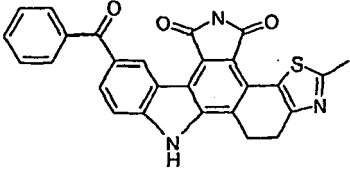
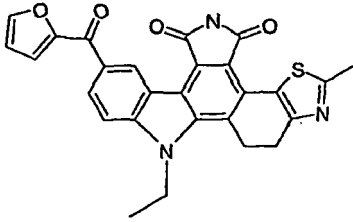
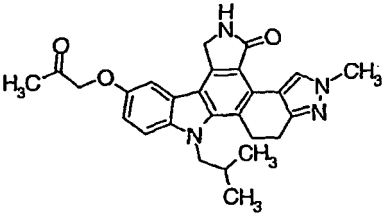
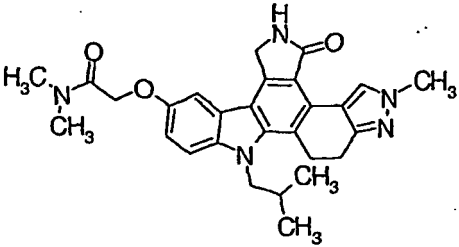
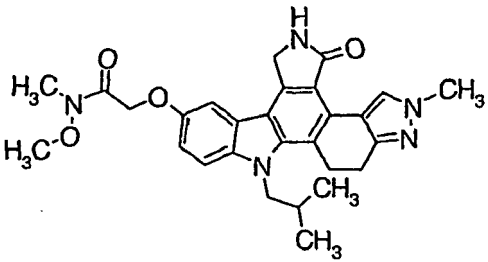
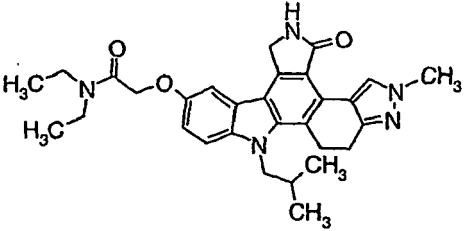
Ex. No.	R ³	R ²	Q
84		CH ₂ CH(CH ₃) ₂	CH ₂ CH ₂
85		CH ₂ CH(CH ₃) ₂	CH ₂ CH ₂

Table 4

Example No.	Structure	MS m/e (M+1)
86		509
87		511
88		493
89		454

(continued)

Example No.	Structure	MS m/e (M+1)
90		464
91		482
92		457
93		486
94		502
95		514

10

15

20

25

30

35

40

45

50

10

15

20

25

30

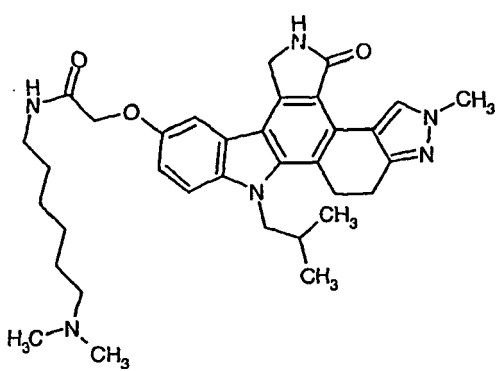
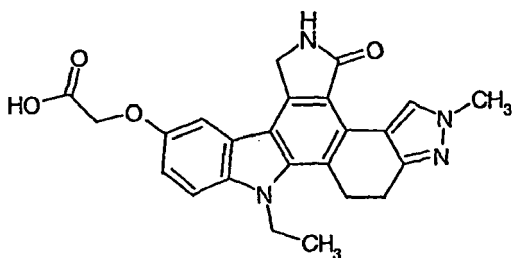
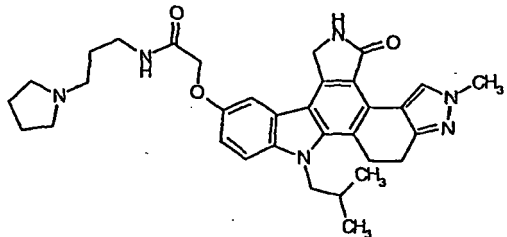
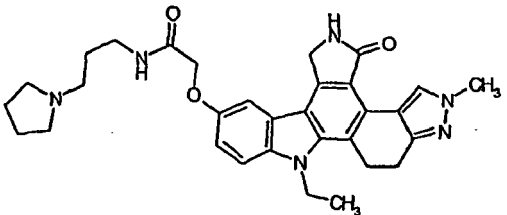
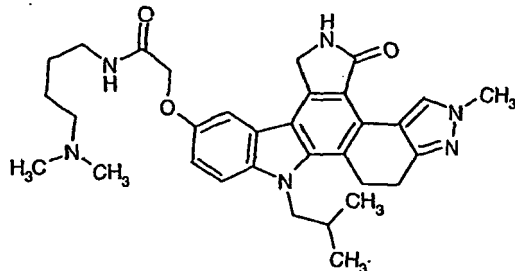
35

40

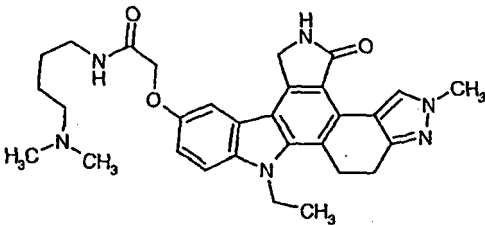
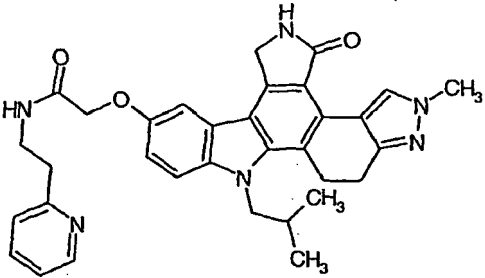
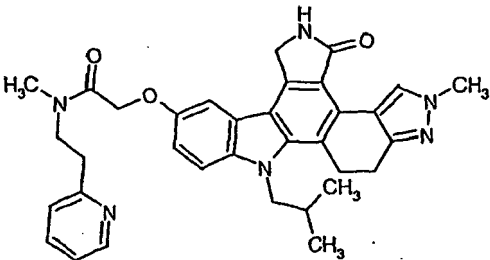
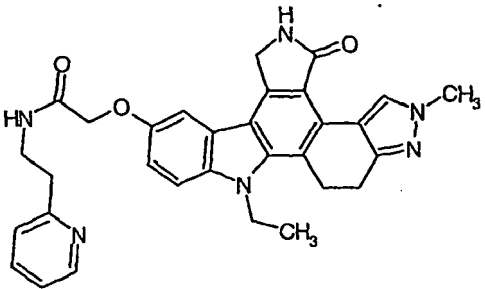
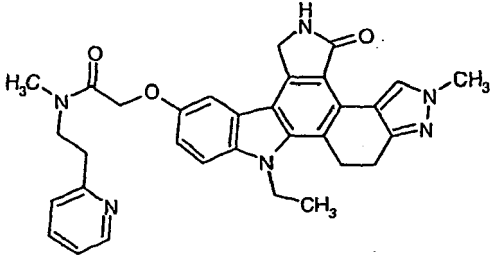
45

50

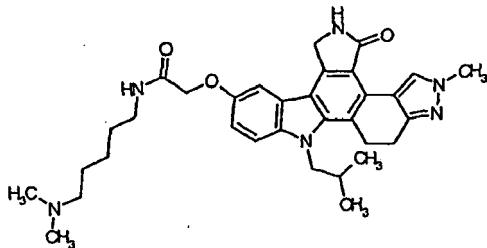
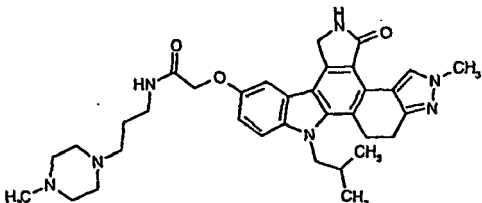
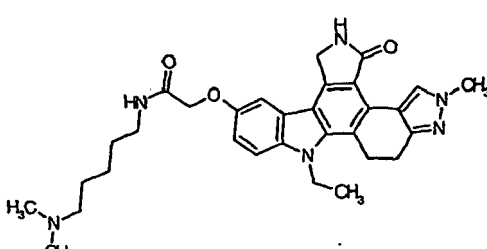
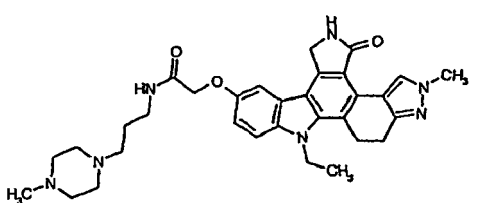
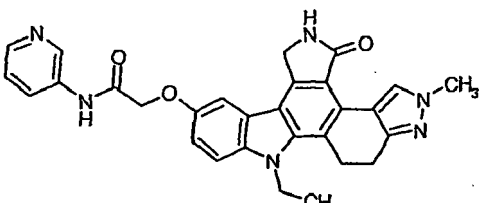
(continued)

Example No.	Structure	MS m/e (M+1)
106		585
107		430
108		569
109		541
110		557

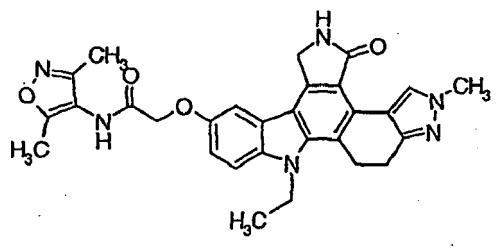
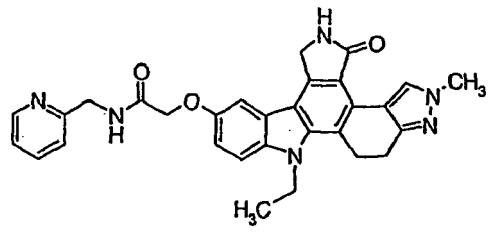
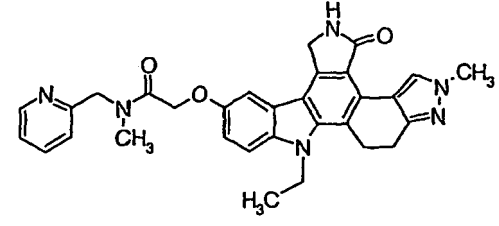
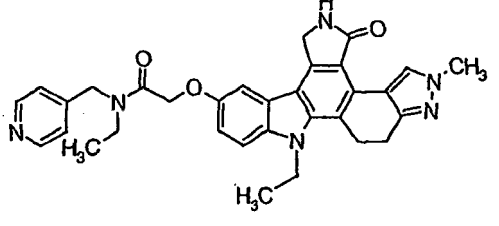
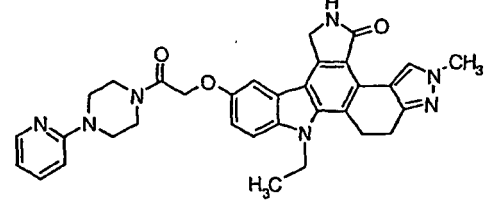
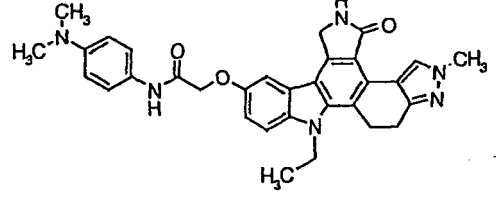
(continued)

Example No.	Structure	MS m/e (M+1)
111		529
112		563
113		577
114		535
115		549

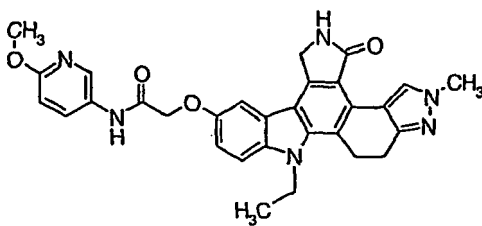
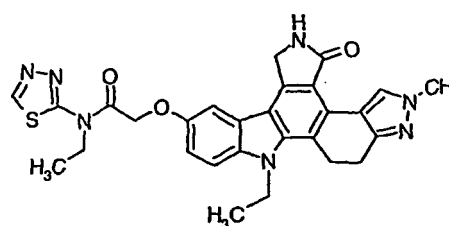
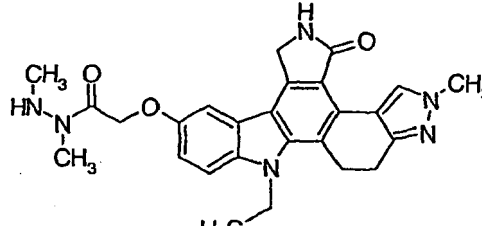
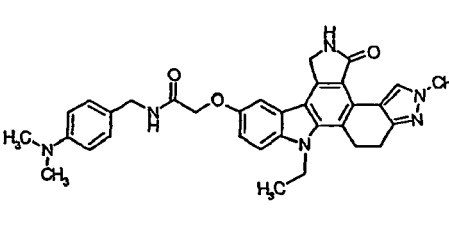
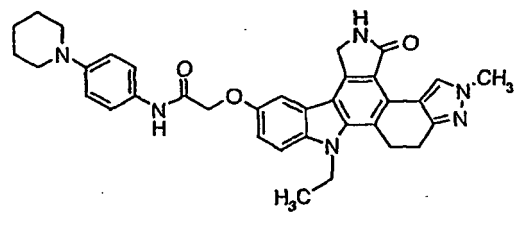
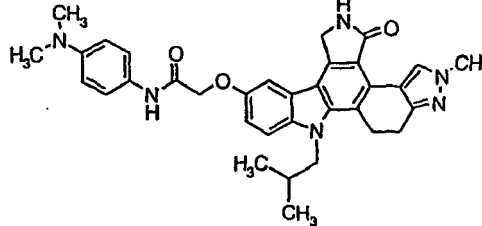
(continued)

Example No.	Structure	MS m/e (M+1)
116		571
117		598
118		543
119		570
120		507

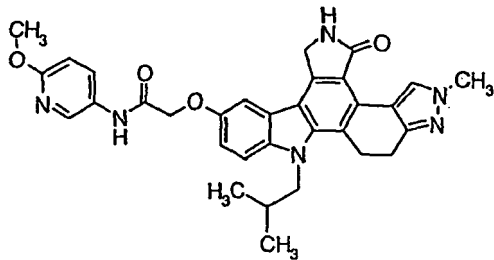
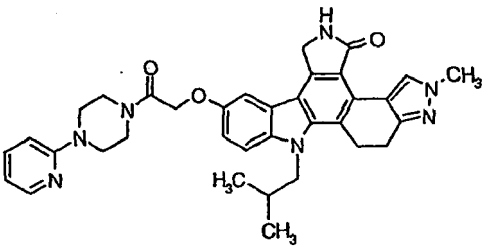
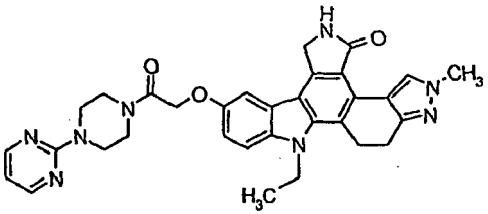
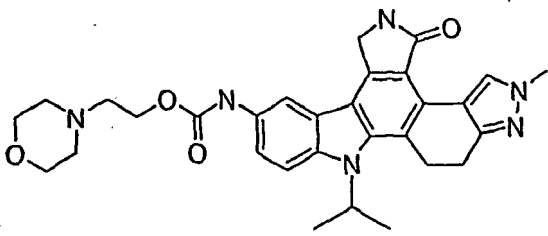
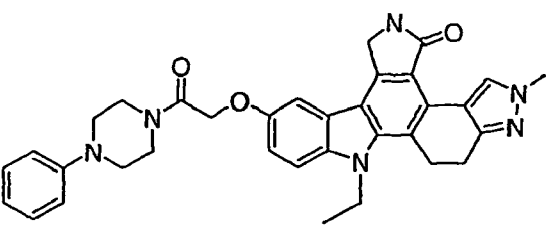
(continued)

Example No.	Structure	MS m/e (M+1)
121		525
122		521
123		535
124		549
125		576
126		549

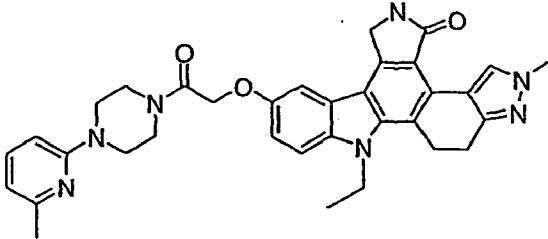
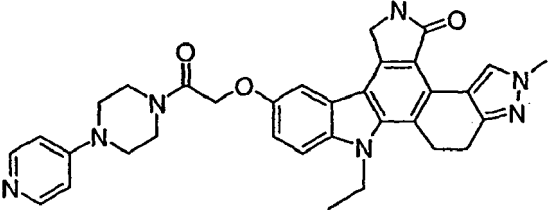
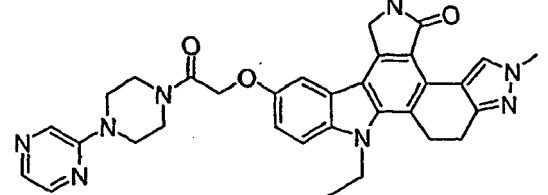
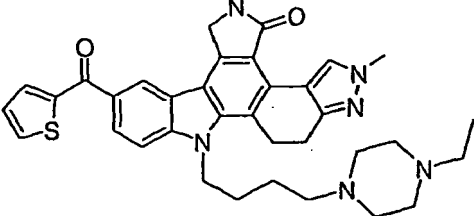
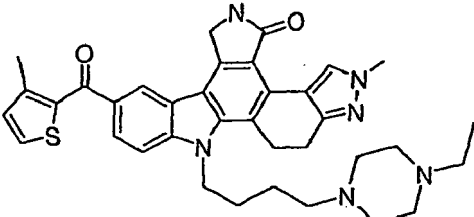
(continued)

Example No.	Structure	MS m/e (M+1)
127		537
128		542
129		573
130		563
131		589
132		577

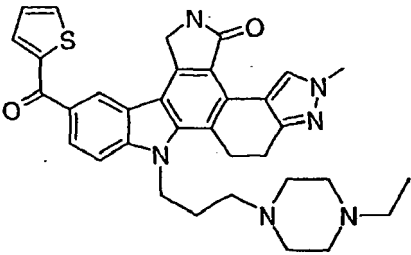
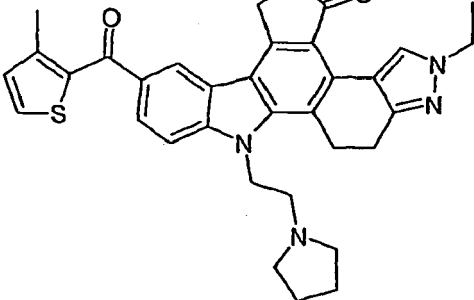
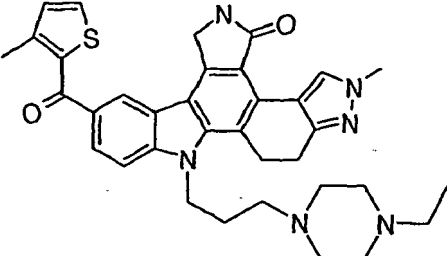
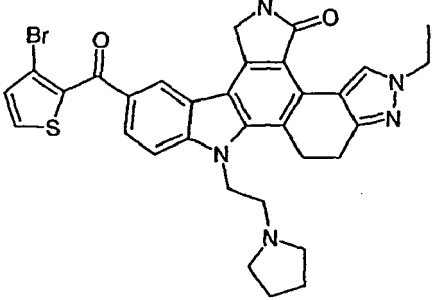
(continued)

Example No.	Structure	MS m/e (M+1)
133		565
134		604
135		577
200		543
201		575

(continued)

Example No.	Structure	MS m/e (M+1)
202		590
203		576
204		577
205		607
206		621

(continued)

Example No.	Structure	MS m/e (M+1)
207		593
208		564
209		607
210		629

10

1520

25

3540455055

(continued)

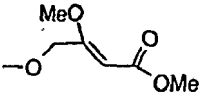
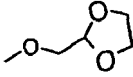
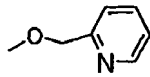
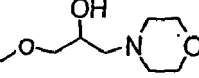
Eg.	R ³	R ²	Q	R ⁵
141		CH ₂ CH ₂ CH ₂ OH	CH ₂	H
142		CH ₂ CH ₂ CH ₂ OH	CH ₂	H
143		CH ₂ CH ₂ CH ₂ OH	CH ₂	H
144		CH ₂ CH ₂ CH ₂ OH	CH ₂	H
145		CH ₂ CH ₂ CH ₂ OH	CH ₂	H
146		CH ₂ CH ₂ CH ₂ OH	CH ₂	H
147		H	CH ₂ CH ₂	OCH ₃
148		CH ₂ CH ₂ OH	CH ₂	OCH ₃
149		CH ₂ CH ₂ OH	CH ₂ CH ₂	OCH ₃
150		CH ₂ CH ₂ CH ₂ OH	CH ₂	H
151		CH ₂ CH ₂ CH ₂ OH	CH ₂	H
152		H	CH ₂	H
153		H	CH ₂	H
154		H	CH ₂	H
155		H	CH ₂	H
156		H	CH ₂	CH ₃
157			CH ₂	H

EP 2 088 150 A1

(continued)

Eg.	R ³	R ²	Q	R ⁵
158		CH ₂ CH(OH)-CH ₃	CH ₂	H
159		H	CH(OH)CH ₃	H
160		CH ₂ CH ₂ OH	CH ₂ CH ₂	OCH ₃
161		H	CH ₂ CH ₂	OiPr
162		CH ₂ CH ₂ OH	CH ₂ CH ₂	OCH ₃
163		H	CH ₂ CH ₂	OCH ₃
164		H	CH ₂ CH ₂	OiPr
165		H	CH ₂ CH ₂	OiPr
166		H	CH ₂ CH ₂	OiPr
167	H	CH ₂ CH ₂ OH	CH ₂ CH ₂	
168	H	CH ₂ CH ₂ OH	CH ₂ CH ₂	O(CH ₂) ₂ OH
169	H	CH ₂ CH ₂ OH	CH ₂ CH ₂	
170	H	CH ₂ CH ₂ OH	CH ₂ CH ₂	O[(CH ₂) ₂ O] ₂ Me
171	H	CH ₂ CH ₂ OH	CH ₂ CH ₂	
172	H	CH ₂ CH ₂ OH	CH ₂ CH ₂	
173	H	CH ₂ CH ₂ OH	CH ₂ CH ₂	
174	H	CH ₂ CH ₂ OH	CH ₂ CH ₂	
175	H	CH ₂ CH ₂ OH	CH ₂ CH ₂	OCH(CH ₃)CO ₂ Et

(continued)

Eg.	R ³	R ²	Q	R ⁵
176	H	CH ₂ CH ₂ OH	CH ₂ CH ₂	
177	H	CH ₂ CH ₂ OH	CH ₂ CH ₂	OCH ₂ CO ₂ tBu
178	H	H	CH ₂ CH ₂	
179	H	CH ₂ CH ₂ OH	CH ₂ CH ₂	OCH ₂ CO ₂ Et
180	H	CH ₂ CH ₂ OH	CH ₂ CH ₂	
181	H	CH ₂ CH ₂ OH	CH ₂ CH ₂	O(CH ₂) ₂ OMe
182	H	CH ₂ CH ₂ OH	CH ₂ CH ₂	O(CH ₂) ₃ CN
183	H	CH ₂ CH ₂ OH	CH ₂ CH ₂	O(CH ₂) ₅ CN
184	H	CH ₂ CH ₂ OH	CH ₂ CH ₂	O(CH ₂) ₂ OEt
185	H	CH ₂ CH ₂ OH	CH ₂ CH ₂	O(CH ₂) ₄ CN
186	H	CH ₂ CH ₂ OH	CH ₂ CH ₂	O(CH ₂) ₆ CN
187	H	CH ₂ CH ₂ OH	CH ₂ CH ₂	OCH ₂ CN
188	H	CH ₂ CH ₂ OH	CH ₂ CH ₂	O(CH ₂) ₄ C(=NH)OEt
189	H	CH ₂ CH ₂ OH	CH ₂ CH ₂	O(CH ₂) ₄ CO ₂ H
190	H	CH ₂ CH ₂ OH	CH ₂ CH ₂	O(CH ₂) ₆ CONH ₂
191	H	CH ₂ CO ₂ Et	CH ₂	OCH ₂ CO ₂ Et
192	H	H	CH ₂	OCH ₂ CO ₂ Et
193	H	H	CH ₂	OCH ₂ CN
194	H	H	CH ₂	OCH ₂ CH ₂ OH
195	H	CH ₂ CH ₂ OH	CH ₂	OCH ₂ CH ₂ OH
196	H	H	CH ₂	OCH ₂ CH(OH)CH ₂ OH
197	H	H	CH ₂	OCH ₂ CONMe ₂
198	H	H	CH ₂	OCH ₂ CH(OH)CH ₂ NMe ₂
199	H	H	CH ₂	

General procedure for Examples 1 and 2.

[0072] A mixture of phenol intermediate I-14 (0.05 mmol.), isocyanate (0.05 mmol.), cesium hydrogen carbonate (0.5 mg) and tetrahydrofuran (0.5 mL) was stirred at room temperature for 1 day. The solvent was evaporated and the residue stirred for 8 hours with ethyl acetate and 3N HCl. The ethyl acetate was removed by evaporation and the aqueous solution was decanted from the solid. The residue was triturated with methanol and the product collected.

Example 1. (26%) MS m/e 510 (M+1); ¹H NMR (DMSO-d₆) δ 11.60 (s, 1H), 8.33 (s, 1H), 8.16 (d, 1H), 7.63 (d, 1H), 7.53 (s, 1H), 7.51 (d, 1H), 7.18 (d, 1H), 6.86 (s, 1H), 6.77 (d, 1H), 4.77 (s, 2H), 4.68 (m, 1H), 3.87 (m, 1H), 2.98 (t,

2H), 2.83 (t, 2H), 1.85 (m, 2H), 1.69 (m, 2H), 1.52 (m, 4H), 1.31 (d, 6H).

Example 2. (36%) MS m/e 524 (M+1); ¹H NMR (DMSO-d₆) 11.59 (s, 1H), 8.33 (s, 1H), 8.16 (d, 1H), 7.63 (s, 1H), 7.52 (d, 1H), 7.17 (d, 1H), 6.86 (s, 1H), 6.78 (d, 1H), 4.77 (s, 2H), 4.68 (m, 1H), 3.00 (t, 2H), 2.83 (t, 2H), 1.87 (m, 2H), 1.72 (m, 2H), 1.56 (d, 1H), 1.30 (d, 6H).

Example 3. A suspension of sodium hydride (2.44 mg, 1.22 eq.) in 0.5 mL of THF was stirred under N₂ as phenol intermediate I-14 (20.6 mg, 0.05 mmol) in 2.0 mL of THF:DMF (1:1) was added dropwise. After 10 minutes of stirring, 2-bromopyrimidine (8.9 mg, 1.12 equivalents) in 0.5 mL of THF was added. The mixture was stirred at 60 °C for 14 hours. The mixture was cooled to room temperature, diluted with CH₂Cl₂/MeOH, filtered through celite and concentrated. Purification was achieved by preparative TLC with CH₂Cl₂/MeOH (9:1) to afford the product (4.0 mg, 17%) (MS: 477 m/e (M+H)⁺).

Example 4. The compound was prepared according to the procedure of Example 3 using phenol intermediate I-14 and 2-chlorobenzoxazole; 40 hr; preparative TLC (10% MeOH in CH₂Cl₂); yield 28%; MS: 516 m/e (M+1)⁺.

Example 5. The compound was prepared according to the procedure of Example 3 using intermediate I-14 and 2-chlorobenzothiazole; 40 hr; preparative TLC (10% MeOH in CH₂Cl₂); yield 13%; MS: 531 m/e (M+1)⁺.

Example 6. To a mixture of Example 3 (25.0 mg, 0.052 mmol) and cesium carbonate (81 mg, 5.0 eq) in 2.0 mL of CH₃CN was added n-propyl bromide (47 µl, 10.0 eq.) under N₂. After stirring at 90 °C for 14 hours, the mixture was diluted with CH₂Cl₂, filtered through celite and concentrated. Purification by preparative TLC with 95% of CH₂Cl₂/MeOH afforded the product (15.0 mg, 56%); MS: m/e 519 (M+1)⁺.

Example 7. The compound was prepared according to the procedure of Example 3 using intermediate I-14 and 2-bromopyrazine; preparative TLC (10% MeOH in CH₂Cl₂); MS 499 m/e (M+1)⁺.

Example 8. The compound was prepared according to the procedure of Example 6 using Example 7 as starting material. MS m/e 519 (M + 1).

Synthesis of phenol intermediates I-18 and I-19.

[0073] A mixture of AlCl₃ (800 mg, 6 mmol) in dichloroethane (8 mL) was stirred at 0 °C as EtSH (1.40 mL) was added and followed by intermediate I-41 (398 mg, 1 mmol). The reaction was stirred at 50 °C for 48 hr. To the reaction mixture was added 5 mL of 1N HCl and the mixture was stirred at rt for 0.5 hr. Filtration provided 240 mg (63%) of intermediate I-18 (MS: 385 m/e (M+1)⁺). By a similar method intermediate I-19 was prepared from the methoxy N-H derivative.

Examples 9 and 10. A suspension of sodium hydride (12.2 mg, 1.22 eq.) in 0.5 mL of THF was stirred under N₂ as phenol intermediate I-18 (76.8 mg, 0.2 mmol) in 4.0 mL of THF:DMF (1:1) was added dropwise at room temperature. After 10 minutes stirring, 2-chloro-benzothiazole (38 mg, 1.12 eq.) in 0.5 mL of THF was added. The mixture was then stirred at 60 °C for 40 hours, diluted with CH₂Cl₂/MeOH, filtered through celite and concentrated. Purification by preparative TLC with (9:1) CH₂Cl₂/MeOH afforded the mono product Example 9 (6.0 mg, yield 6%) (MS: 517 m/e (M+H)⁺) and the dialkylated product Example 10 (60 mg, yield 46%) (MS: 651 m/e (M+H)⁺).

Example 11. The compound was prepared according to the procedure of Example 10 using phenol intermediate I-18 and 2-chlorobenzoxazole; 36 hr; preparative TLC (10% MeOH in CH₂Cl₂); yield 11%; MS: 502 m/e (M+1)⁺.

Example 12. The compound was prepared according to the procedure of Example 10 using intermediate I-19 and 2-bromopyrimidine; 36 hr; preparative TLC (10% MeOH in CH₂Cl₂); yield 25%; MS: 419 m/e (M+1)⁺.

Example 13. The compound was prepared according to the procedure for Example 3 using phenol intermediate I-22 and 2-bromopyrimidine; 30 hr; preparative TLC (10% MeOH in CH₂Cl₂); yield 53%; MS: 423 m/e (M+1)⁺.

Example 14. The compound was prepared according to the procedure for Example 6 using Example 13 and iodoethane; 14 hr; preparative TLC (10% MeOH in CH₂Cl₂); yield 19%; MS: 451 m/e (M+1)⁺.

Example 15. The compound was prepared according to the procedure for Example 6 using Example 13 and iodomethane; 14 hr; preparative TLC (10% MeOH in CH₂Cl₂); yield 28%; MS: 459 m/e (M+23)⁺.

Example 16. The compound was prepared according to the procedure for Example 6 using Example 13 and cyclopentyl bromide; 14 hr; preparative TLC (10% MeOH in CH₂Cl₂); yield 38%; MS: 513 m/e (M+23)⁺.

Example 17. A mixture of phenol intermediate I-22 (17.2 mg, 0.05 mmol), potassium t-butoxide (33.7 mg, 6 eq.) and t-butylammonium bromide (0.97 mg, 0.06eq) was mixed and stirred for 5 minutes, then 1.0 mL of chloropyrazine was added, then stirred at room temperature for 5 minutes and at 90 °C for 1 hour. The mixture was cooled to room

temperature, excess of the chloropyrazine was evaporated off and the resulting residue was diluted with $\text{CH}_2\text{Cl}_2/\text{MeOH}$. Purification by preparative TLC with (9:1) $\text{CH}_2\text{Cl}_2/\text{MeOH}$ afforded the mono product (11.0 mg, yield 52%) MS: 423 m/e ($\text{M}+1$)⁺.

Example 18. The compound was prepared according to the procedure for Example 6 using Example 13 and butyl bromide; 14 hr; preparative TLC (10% MeOH in CH_2Cl_2); yield 38%; MS: 479 m/e ($\text{M}+1$)⁺.

Example 19. The compound was prepared according to the procedure for Example 10 using Example 13 and 2-propyl bromide; 60 hr; preparative TLC (10% MeOH in CH_2Cl_2); yield 10%; MS: 465 m/e ($\text{M}+1$)⁺.

Example 20. The compound was prepared according to the procedure for Example 6 using Example 13 and 2-cyclopropylmethyl bromide; 14hr; preparative TLC (10% MeOH in CH_2Cl_2); yield 5%; MS: 477 m/e ($\text{M}+1$)⁺.

Example 21. The compound was prepared according to the procedure for Example 6 using Example 13 and 2-cyclopropylmethyl bromide; 14 hr; preparative TLC (10% MeOH in CH_2Cl_2); MS: 507 m/e ($\text{M}+1$)⁺.

Example 22. The compound was prepared according to the procedure for Example 6 using Example 13 and isobutyl bromide; preparative TLC (10% MeOH in CH_2Cl_2); MS: 493 m/e ($\text{M}+1$)⁺.

Example 23. The compound was prepared according to the procedure for Example 6 using Example 17 and ethyl iodide; preparative TLC (10% MeOH in CH_2Cl_2); MS: 451 m/e ($\text{M}+1$)⁺.

Example 24. The compound was prepared according to the procedure for Example 6 using Example 13 and 1-bromo-3,5-dimethoxytriazine; preparative TLC (10% MeOH in CH_2Cl_2); MS: 540 m/e ($\text{M}+1$)⁺.

Example 25. To 25mg (0.07 mmol) of the N-ethyl intermediate I-23-1 in methylene chloride/nitromethane (3 mL/2 mL) was slowly added 2-furoyl chloride (69 μl , 0.7 mmol, 10 eq) followed by aluminum chloride (93 mg, 0.7 mmol, 10 eq). The reaction was stirred at room temperature overnight. The reaction mixture was concentrated, water and a few drops of 1N HCl were added to the residue and the mixture was extracted with methylene chloride. The combined organic extracts were dried with sodium sulfate, the drying agents removed by filtration, and the solvent was removed by evaporation. The crude mixture was dissolved in methanol/methylene chloride and purified by preparative TLC eluting with 10% methanol/methylene chloride. The desired band was collected, stirred with methylene chloride/methanol, filtered through a fritted funnel, and concentrated. The sample was dried at 80 °C under high vacuum overnight. MS m/e 451 ($\text{M}+1$).

Example 26. The compound was prepared by the method described for Example 25. MS m/e 438 ($\text{M}+1$).

Example 27. To the N-ethyl intermediate I-23-1 (25mg, 0.07 mmol) in nitromethane (5 mL) was added 2-thiophene carbonyl chloride (75 μl 0.7 mmol, 10 eq) followed by addition of aluminum chloride (94 mg, 0.7 mmol, 10 eq) in small portions. The reaction mixture was stirred at room temperature overnight. The reaction was then concentrated, stirred with water and a few drops of 1 N HCl were added. The product was collected by filtration, dissolved in methylene chloride/methanol and purified by preparative TLC eluting with 10% methanol/methylene chloride. The desired band was collected, stirred with methylene chloride/methanol, filtered, and concentrated. The sample was dried at 80 °C under vacuum overnight. MS m/e 467 ($\text{M}+1$).

Examples 28-49 were prepared using the general method described for Example 27 using the appropriate N-alkyl intermediate I-23, and heteroaryl acid chloride with AlCl_3 or FeCl_3 as catalyst.

Example 28. MS m/e 423 ($\text{M}+1$)

Example 29. MS m/e 465 ($\text{M}+1$)

Example 30. MS m/e 479 ($\text{M}+1$)

Example 31. MS m/e 495 ($\text{M}+1$)

Example 32. MS m/e 463 ($\text{M}+1$)

Example 33. MS m/e 509 ($\text{M}+1$)

Example 34. MS m/e 481 ($\text{M}+1$)

Example 35. MS m/e 530 ($\text{M}+1$)

Example 36. MS m/e 495 ($\text{M}+1$)

Example 37. MS m/e 479 ($\text{M}+1$)

Example 38. MS m/e 574 ($\text{M}+1$)

Example 39. MS m/e 481 ($\text{M}+1$)

Example 40. MS m/e 481 ($\text{M}+1$)

Example 41. MS m/e 608 ($\text{M}+1$)

Example 42. MS m/e 588 ($\text{M}+1$)

Example 43. MS m/e 536 ($\text{M}+1$)

Example 44. MS m/e 520 ($\text{M}+1$)

Example 45. MS m/e 509 ($\text{M}+1$)

Example 46. MS m/e 592 ($\text{M}+1$)

Example 47. MS m/e 550 ($\text{M}+1$)

Example 48. MS m/e 550 ($\text{M}+1$)

Example 49. MS m/e 570 ($\text{M}+1$)

Example 50. To a stirred solution of 3-amino intermediate 1-29-2 (25 mg, 0.0649 mmol) in CH_2Cl_2 (5 mL) was added isopropyl chloroformate (1.0 M in toluene, 125 μL , 0.125 mmol) and pyridine (20 μL , 0.247 mmol). After stirring 3 h at room temperature, the resulting precipitate was filtered and dried to give 28 mg (91%) of the desired product. ^1H NMR ($\text{DMSO}-d_6$) δ 9.51 (s, 1H), 8.85 (s, 1H), 8.36 (s, 1H), 8.08 (s, 1H), 7.61-7.49 (m, 2H), 4.98 (m, 1H), 4.68 (s, 2H), 4.51 (m, 2H), 3.86 (s, 3H), 3.45 (m, 2H), 2.83 (m, 2H), 1.80 (m, 2H), 1.29 (m, 6H), 0.89 (m, 3H); MS (m/e) 472 (M + 1).

Example 51. MS m/e 458 (M + H).

Example 52. MS m/e 486 (M + H).

Example 53. MS m/e 472 (M + H).

Example 54. MS m/e 476 (M + H).

Example 55. MS m/e 492 (M + H).

Example 56. MS m/e 458 (M + H).

Example 57. MS m/e 500 (M + H).

Example 58. MS m/e 486 (M + H).

Example 59. MS m/e 486 (M + H).

Example 60. MS m/e 472 (M + H).

Example 61. MS m/e 472 (M + H).

Example 62. MS m/e 536 (M + H).

Example 63. MS m/e 490 (M + H).

Example 64. MS m/e 506 (M + H).

Example 65. MS m/e 550 (M + H).

Example 66. MS m/e 486 (M + H).

Example 68. To 25 mg (0.045 mmol) of the N-p-nitrophenyl intermediate was added 500 μL N-piperidinyethanol. The reaction was stirred at room temperature for approximately 5 hours, diluted with methylene chloride, washed with water/brine and dried over sodium sulfate. The crude product was purified by preparative TLC eluting with 8-10% MeOH/ CH_2Cl_2 . The pure product was collected, stirred with solvent, filtered, and concentrated. The sample was dried at 80 °C under high vacuum. ^1H NMR ($\text{DMSO}-d_6$) δ 9.80 (s, 1H), 8.77 (s, 1H), 8.36 (s, 1H), 8.10 (s, 1H), 7.72 (d, 1H), 7.50 (d, 1H), 5.20 (m, 1H), 4.78 (s, 2H), 4.19 (m, 2H), 3.86 (s, 3H), 2.78 (m, 2H), 2.41 (m, 4H), 1.59 (d, 6H), 1.40 (m, 10H). MS m/e 541 (M+1).

Example 67. The compound was prepared by the method described for Example 68 using the N-p-nitrophenyl intermediate and N-pyrrolidinyethanol. MS m/e 527 (M+1).

Example 69. The compound was prepared by the method described for Example 68 using the N-p-nitrophenyl intermediate and N-pyrrolidinyethanol. MS m/e 538 (M+1).

Example 70.

Step 1: O-Nitrophenylcarbonate intermediate: A mixture of the phenol intermediate I-33-1 (192 mg, 0.525 mmol) and p-nitrophenyl carbonate (314 mg, 1.03 mmol) in DMF (4 mL) was heated to 100 °C for 20 h. Solvent was removed by rotary evaporation and the residue was extracted into CH_2Cl_2 and washed with aqueous NaHCO_3 . The organic layer was dried over MgSO_4 , filtered, and evaporated. The resulting residue was purified by column chromatography (silica gel, 3% MeOH in CH_2Cl_2) to afford the carbonate intermediate (156 mg, 56%). ^1H NMR (CDCl_3) δ 8.86 (s, 1H), 8.34 (d, 2H, J=9.1), 7.69 (d, 1H, J=2.1), 7.53 (d, 2H, J=9.1), 7.49 (d, 1H, J=8.8), 7.41 (d, 1H, J=8.8), 6.01 (s, 1H), 4.84 (s, 2H), 4.62 (q, 2H, J=7.1), 3.96 (s, 3H), 3.55 (t, 2H, 8.0), 3.01 (t, 2H, J=8.0), 1.55 (t, 3H, J=7.1). MS m/e 538 (M + H).

Step 2: A suspension of the carbonate intermediate (52 mg, 97 μmol) in THF (2 mL) was treated with pyrrolidine (20 μL , 227 μmol). The mixture was warmed to 40 °C for 2 h. Solvent was removed by rotary evaporation, and the residue was extracted into CH_2Cl_2 and washed with dilute aqueous NaOH. The organic layer was dried over MgSO_4 , filtered, and evaporated. The resulting residue was purified by triturating with water (2 x 1 mL) and ether (2 x 1 mL). ^1H NMR (CDCl_3 , δ) 8.86 (s, 1H), 7.55 (d, 1H, J=2.1), 7.40 (d, 1H, J=8.8), 7.26 (d, 1H, J=8.8), 6.01 (s, 1H), 4.78 (s, 2H), 4.57 (q, 2H, J=7.1), 3.95 (s, 3H), 3.65 (t, 2H, 7.0), 3.55-3.45 (m, 4H), 2.99 (t, 2H, J=7.0), 2.02-1.96 (m, 4H), 1.53 (t, 3H, J=7.1). MS m/e 470 (M + H).

Example 71. MS m/e 498 (M + H).

Example 72. MS m/e 484 (M + H).

Example 73. MS m/e 555 (M + H).

Example 74. To 20 mg (0.052 mmol) of the amine intermediate I-29-1 in 2 mL CH_2Cl_2 /12.6 μL pyridine was added 28 mg (0.156 mmol, 3 eq.) nicotinoyl chloride. The reaction was heated to 49 °C for 1 hr, cooled to room temperature, concentrated, stirred with ether, and the solid was filtered off. The solid was taken up in CH_2Cl_2 /MeOH and purified on preparative TLC eluting with 10% MeOH/ CH_2Cl_2 . The pure product was collected and dried at 80 °C under high

vacuum. ^1H NMR (DMSO-d_6) 10.53 (s, 1H), 9.18 (s, 1H), 8.79 (s, 2H), 8.40 (m, 3H), 7.83 (s, 2H), 7.6 (m, 1H), 5.25 (m, 1H), 4.74 (s, 2H), 3.87 (s, 3H), 3.41 (m, 2H), 2.80 (m, 2H), 1.61 (d, 6H). MS m/e 491(M+1).

Examples 75-82 were prepared by the method described for Example 74 using the appropriate amine intermediate I-29 and acid chloride.

Example 75. MS m/e 496 (M + H).

Example 76. MS m/e 480 (M + H).

Example 77. MS m/e 491 (M + H).

Example 78. MS m/e 491 (M + H).

Example 79. MS m/e 510 (M + H).

Example 80. MS m/e 494 (M + H).

Example 81. MS m/e 481 (M + H).

Example 82. MS m/e 495 (M + H).

Example 83. The compound was prepared using the N-sec-butyl intermediate I-36 and 2-thiophene carbonyl chloride by the general procedure described for Example 25. MS m/e 495 (M + H).

Example 84. The compound was prepared using the N-sec-butyl indazole intermediate I-36 and 2-furoyl chloride by the general procedure described for Example 25. MS m/e 479 (M+H).

Example 85. The compound was prepared using the intermediate 1-39 by the general procedure described for Example 13. MS m/e 479 (M + H).

General Procedure A for Examples 136-140.

[0074] A solution of diol intermediate I in the appropriate alcohol (0.05 M) in a sealable glass reaction tube was added camphorsulfonic acid (1.1 equiv.). The reaction tube was flushed with nitrogen and sealed. The reaction mixture was heated to 80 °C for 2-26 h and monitored for loss of starting material by HPLC. Upon completion of the reaction the mixture was cooled to room temperature and poured into ether. The precipitate that formed was collected by filtration and purified by flash chromatography or preparative TLC on silica gel using ethyl acetate or a mixture ethyl acetate and hexane to yield the pure products. The following Examples were prepared.

Example 136. Tan solid (58% yield). ^1H NMR (CDCl_3 , 300 MHz): δ 2.03 (m, 2H), 2.13 (m, 2H), 2.40 (m, 2H), 3.56 (m, 4H), 3.72 (m, 4H), 4.37 (s, 2H), 4.71 (s, 4H), 4.89 (s, 2H), 6.12 (s, 1H), 7.34-7.62 (6H, m), 7.99 (s, 1H), 9.53 (d, 1H); MS (ESI): m/e 510 (M+1)⁺;

Example 137. (71% yield). ^1H NMR (CDCl_3 , 300 MHz): δ 1.97 (t, 2H), 3.61 (t, 2H), 3.79 (m, 4H), 4.14 (s, 2H), 4.41 (m, 4H), 4.62 (s, 2H), 4.76 (s, 2H), 6.10 (s, 1H), 7.28-7.57 (m, 11 H), 7.68 (s, 1H), 9.47 (d, 1H); MS (ESI): m/e 533 (M+1)⁺; 555 (M+Na)⁺.

Example 138. (19% yield). ^1H NMR (CDCl_3 , 300 MHz): δ 1.66 (m, 1H), 2.01-2.22 (m, 3H), 2.67 (m, 1H), 3.51 (m, 2H), 3.74 (m, 4H), 3.88 (m, 2H), 4.38 (s, 2H), 4.71 (s, 2H), 4.72 (m, 2H), 4.90 (s, 2H), 6.07 (s, 1H), 7.36 (t, 1H), 7.44-7.68 (m, 5H), 7.80 (s, 1H), 9.53 (d, 1H); MS (ESI): m/e 483 (M+1)⁺;

Example 139. (21.2 mg) ^1H NMR (CDCl_3 , 300 MHz): δ 1.95 (m, 2H), 2.04 (s, 3H), 2.68 (t, 2H), 3.49 (m, 2H), 3.64 (t, 2H), 4.52 (s, 2H), 4.66 (s, 2H), 4.73 (m, 2H), 4.90 (s, 2H), 7.27-7.43 (m, 2H), 7.48 (d, 1H), 7.63 (d, 1H), 7.69 (d, 1H), 7.94 (s, 1H), 8.55 (s, 1H), 9.46 (d, 1H); MS (ESI): m/e 473 (M+1)⁺;

Example 140. off-white solid (25% yield). ^1H NMR (CDCl_3 , 300 MHz): δ 1.93 (m, 2H), 3.22 (s, 3H), 3.46 (m, 4H), 3.58 (m, 2H), 4.49 (s, 2H), 4.64 (s, 2H), 4.70 (m, 2H), 4.78 (m, 1H), 4.87 (s, 2H), 7.23-7.43 (m, 2H), 7.47 (d, 1H), 7.62 (d, 1H), 7.70 (d, 1H), 7.89 (s, 1H), 8.54 (s, 1H), 9.46 (d, 1H);

General Procedure B Examples 141-144.

[0075] In a sealed reaction tube, a suspension of the diol intermediate I (1 equivalent) in either the appropriate alcohol or methylene chloride or chloroform containing the appropriate alcohol, at room temperature was added trifluoroacetic anhydride (1-2 equiv.) slowly. The tube was flushed with nitrogen and sealed tightly. The mixture was stirred at room temperature for 1-2 hours then heated to 80 °C for 2-60 h and monitored for disappearance of starting material by HPLC. Upon completion the reaction was allowed to cool to room temperature, concentrated and worked up by both triturating the residue with ether and collecting the resulting precipitate by filtration, or extraction of the product from the reaction mixture with a suitable organic solvent. The solid product was purified by triturating with ether or flash chromatography on silica gel using ethyl acetate or a mixture of ethyl acetate and hexane. The following Examples were prepared.

EP 2 088 150 A1

Example 141. Light yellow solid (17% yield). ¹H NMR (DMSO-d₆, 300 MHz): δ 1.93 (m, 2H), 3.45 (m, 6H), 3.58 (s, 4H), 4.53 (s, 2H), 4.56 (m, 1H), 4.65 (s, 2H), 4.74 (m, 3H), 4.91 (s, 2H), 7.33-7.39 (m, 2H), 7.48 (d, 1H), 7.63-7.71 (m, 2H), 7.92 (s, 1H), 8.55 (s, 1H), 9.47 (d, 1H); MS (ESI): m/e 487 (M+1)⁺, 509 (M+Na)⁺.

Example 142. Pale yellow solid (26% yield). ¹H NMR (CDCl₃, 300 MHz): δ 1.33 (d, 3H), 2.11 (m, 2H), 3.19 (m, 1H), 3.56-3.77 (m, 4H), 4.30 (s, 2H), 4.65 (m, 2H), 4.68 (s, 2H), 4.74 (s, 2H), 6.07 (s, 1H), 7.20-7.50 (m, 1H), 7.56 (d, 1H), 7.69 (s, 1H), 9.48 (d, 1H); MS (ESI): m/e 517 (M+1)⁺, 539 (M+Na)⁺.

Example 143. Orange residue (21% yield). ¹H NMR (DMSO-d₆, 300 MHz): δ 1.93 (m, 2H), 2.30 (m, 4H), 2.50 (m, 2H), 3.48 (m, 6H), 3.94 (s, 2H), 4.52 (s, 2H), 4.72 (m, 4H), 4.88 (s, 2H), 7.33-7.43 (m, 2H), 7.48 (d, 1H), 7.66 (m, 2H), 7.88 (s, 1H), 8.57 (s, 1H), 9.46 (d, 1H); MS (ESI): m/e 528 (M+1)⁺.

Example 144. Light orange solid (9% yield). ¹H NMR (DMSO-d₆, 300 MHz): δ 1.29 (m, 2H), 1.39 (m, 4H), 1.95 (m, 2H), 2.26 (m, 4H), 2.51 (m, 2H), 3.47 (m, 2H), 3.94 (s, 2H), 4.52 (s, 2H), 4.72 (m, 4H), 4.88 (s, 2H), 7.33-7.39 (m, 2H), 7.47 (d, 1H), 7.66 (m, 2H), 7.88 (s, 1H), 8.57 (s, 1H), 9.46 (d, 1H); MS (ESI): m/e 526 (M+1)⁺.

General procedure C for Examples 145-156:

[0076] To a well-stirred suspension of the CH₂OH intermediates I, II, or III in 7 mL of methylene chloride were added sequentially trifluoroacetic anhydride (5 equivalents) and N-methyl morpholine (5 eq) at 5 °C and under argon atmosphere. The resulted suspension was stirred at room temperature for 3 hours and the low boiling solvents were removed under vacuum. A stirred solution of this tritrifluoroacetate intermediate in an appropriate alcohol was heated to 80 °C for 6-48 hours in an oil bath. Gradually, the heterogeneous reaction mixture became homogeneous. When no starting material was observed by HPLC the reaction mixture was worked up by removing the solvent *in vacuo*. The residues was purified by either triturating with water or ether or alternatively, flash chromatography or preparative plate chromatography on silica gel using ethyl acetate or an ethyl acetate/hexane mixture.

Example 145. (12.6 mg, 44% yield). ¹H NMR (CDCl₃, 300 MHz): δ 2.18 (m, 2H), 2.09 (m, 1H), 3.73 (m, 4H), 4.42 (s, 2H), 4.76 (s, 2H), 4.80 (m, 2H), 4.98 (s, 2H), 6.12 (s, 1H), 7.23 (m, 2H), 7.43 (m, 2H), 7.48 (m, 2H), 7.68 (m, 1H), 7.88 (s, 1H), 9.56 (d, 1H); MS (ESI): m/e 451 (M+1)⁺, 473 (M+Na)⁺.

Example 146. Light orange solid (35.3 mg, 74% yield). ¹H NMR (DMSO-d₆, 300 MHz): δ 1.23 (m, 2H), 1.50 (m, 4H), 1.67 (m, 2H), 1.93 (m, 2H), 2.13 (m, 1H), 3.35 (m, 2H), 3.48 (m, 2H), 4.52 (s, 2H), 4.62 (s, 2H), 4.72 (m, 2H), 4.89 (s, 2H), 7.33-7.39 (m, 2H), 7.47 (d, 1H), 7.62-7.70 (m, 2H), 7.90 (d, 1H), 8.53 (s, 1H), 9.47 (d, 1H); MS (ESI): m/e 481 (M+1)⁺.

Example 147. Pale yellow solid (31 mg, 54% yield). ¹H NMR (DMSO-d₆, 300 MHz): δ 0.05 (m, 2H), 0.49 (m, 2H), 1.06 (m, 1H), 2.79 (m, 2H), 3.82 (m, 5H), 4.65 (m, 4H), 4.79 (s, 2H), 4.97 (t, 1H), 6.80 (d, 1H), 6.89 (s, 1H), 7.46 (d, 1H), 7.65 (d, 1H), 7.87 (s, 1H), 7.89 (d, 1H), 8.36 (s, 1H); MS (ESI): m/e 483 (M+1)⁺.

Example 148. Pale orange solid (12.4 mg, 24% yield). ¹H NMR (DMSO-d₆, 300 MHz): δ 2.79 (m, 2H), 3.12 (t, 2H), 3.30 (m, 2H), 3.72 (t, 2H), 3.82 (m, 5H), 4.65 (m, 2H), 4.70 (s, 2H), 4.76 (s, 2H), 4.97 (t, 2H), 6.79 (d, 1H), 6.90 (s, 1H), 6.93 (s, 1H), 6.97 (d, 2H), 7.35 (s, 1H), 7.46 (d, 1H), 7.65 (d, 1H), 7.89 (d, 2H), 8.39 (s, 1H); MS (ESI): m/e 539 (M+1)⁺.

Example 149. Pale yellow solid (42.6 mg, 57% yield). ¹H NMR (DMSO-d₆, 300 MHz): δ 2.55 (m, 2H), 2.80 (t, 2H), 3.86 (m, 4H), 3.98 (s, 2H), 4.61 (s, 1H), 4.73 (t, 1H), 4.80 (s, 2H), 4.98 (t, 1H), 6.78 (d, 1H), 6.89 (s, 1H), 7.50 (d, 1H), 7.68 (d, 1H), 7.88 (s, 1H), 7.90 (d, 1H), 8.38 (s, 1H); MS (ESI): m/e 489 (M+1)⁺, 512 (M+Na)⁺.

Example 150. Yellow-tan solid (77% yield). ¹H NMR (DMSO-d₆, 300 MHz): δ 0.2 (m, 2H), 0.47 (m, 2H), 1.05 (m, 1H), 1.94 (m, 2H), 3.49 (m, 2H), 4.53 (s, 2H), 4.64 (s, 2H), 4.75 (m, 2H), 4.92 (s, 2H), 7.32-7.45 (m, 2H), 7.49 (d, 1H), 7.62-7.77 (m, 2H), 7.93 (s, 1H), 8.64 (s, 1H), 9.47 (d, 1H); MS (ESI): m/e 453 (M+1)⁺.

Example 151. Tan solid (32% yield). ¹H NMR (DMSO-d₆, 300 MHz): δ 1.97 (m, 4H), 3.51 (s, 2H), 3.73 (t, 2H), 4.56 (s, 2H), 4.71 (s, 2H), 4.77 (m, 2H), 4.91 (s, 2H), 6.98 (m, 2H), 7.35-7.43 (m, 3H), 7.52 (d, 1H), 7.70 (m, 2H), 7.96 (s, 1H), 8.60 (s, 1H), 9.51 (d, 1H); MS (ESI): m/e 509 (M+1)⁺.

Example 152. Yellow solid (69%). ¹H NMR (DMSO-d₆, 300 MHz): δ 1.62-2.00 (m, 8H), 2.54 (m, 1H), 3.38-3.50 (m,

4H), 4.51 (s, 2H), 4.61 (s, 2H), 4.72 (m, 2H), 4.89 (s, 2H), 7.3-7.41 (m, 2H), 7.46 (d, 1H), 7.62-7.70 (m, 2H), 7.89 (s, 1H), 8.53 (s, 1H), 9.47 (d, 1H); MS (ESI): m/e 467 (M+1)⁺.

Example 153. (80%) ¹H NMR (DMSO-d₆, 300 MHz): δ 1.55 (m, 3H), 3.4-3.8 (m, 6H), 4.14 (m, 2H), 4.66 (s, 2H), 4.91 (s, 2H), 7.29-7.73 (m, 5H), 7.98 (s, 1H), 8.55 (s, 1H), 9.39 (d, 1H), 11.94 (s, 1H).

Example 154. (150 mg, 89% yield). ¹H NMR (DMSO-d₆, 300 MHz): δ 1.80 (m, 4H), 3.58-3.78 (m, 4H), 4.02 (m, 1H), 4.18 (s, 2H), 4.69 (s, 2H), 4.93 (s, 2H), 7.34-7.49 (m, 2H), 7.56 (t, 2H), 7.70 (d, 1H), 7.94 (s, 1H), 8.53 (s, 1H), 9.39 (d, 1H), 11.92 (s, 1H).

Example 155. ¹H NMR (DMSO-d₆, 300 MHz): δ 3.24 (s, 3H), 3.47 (m, 2H), 3.58 (m, 2H), 4.13 (m, 2H), 4.62 (s, 2H), 4.89 (s, 2H), 7.30-7.42 (m, 3H), 7.56 (d, 1H), 7.64 (d, 1H), 7.91 (s, 1H), 8.51 (s, 1H), 9.35 (d, 1H), 11.89 (s, 1H); MS (ESI): m/e 421 (M+Na)⁺.

Example 156. (10%). MS m/e 429 (M+1); ¹H-NMR δ (DMSO-d₆) 11.79 (s; 1H), 9.20 (d, 1H), 8.44 (s, 1H), 7.87 (s, 1H), 7.52 (d, 1H), 7.38 (d, 1H), 7.24 (s, 1H), 6.96 (d, 1H), 4.86 (s, 2H), 4.61 (s, 2H), 4.08 (s, 2H), 3.81 (s, 4H), 3.58 (d, 1H), 3.52 (d, 1H).

Example 157. A stirred solution of Example 155 (370 mg, 0.93 mmol) in DMF (20 mL) was placed under vacuum and DMF (10 mL) was removed by distillation. The mixture was cooled to room temperature and sodium hydride (45 mg, 0.93 mmol) was added and stirred for 30 min. Glycidol mesylate (170 mg, 1.1 mmol) was added and the reaction mixture heated to 60 °C. After 18 h, the mixture was cooled to room temperature, filtered, and concentrated *in vacuo*. The solid was triturated with methanol, filtered, and purified by flash chromatography on silica gel using hexane/ ethyl acetate (1:1) then methanol/ ethyl acetate (10%) to give product (90 mg, 22% yield). MS (ESI): m/e 455 (M+1)⁺.

Example 158. To a stirred solution of Example 157 (80mg, 0.18 mmol) in THF (10 mL) was added super hydride (724 uL, 0.72 mmol) dropwise at 0 °C. The reaction mixture was warmed to room temperature and stirred for 2 h. The reaction solvent was removed *in vacuo* and 1N HCl was added. The mixture was stirred, filtered, triturated with methanol and collected by filtration. The solid was purified by flash chromatography using hexane/ ethyl acetate (3: 1) to ethyl acetate (100%). Further purification of the solid involved crystallization from ethyl acetate/ methanol followed by acetonitrile to give product (40 mg, 50% yield). MS (ESI): m/e 457 (M+1)⁺.

Example 159. Using the general procedure for Example 158, a suspension of ester (1.45 g, 2.27 mmol) in methylene chloride (30 mL) was cooled to 0 °C and DIBAL-H (5.7 mL, 5.7 mmol) was added dropwise. The reaction mixture was warmed to room temperature for 2 h then quenched with methanol (20 mL). HCl (1N, 20 mL) was added and the reaction solvent removed *in vacuo* to give the product as a yellow solid (1.2 g, 78% yield). Alcohol (522 mg, 0.92 mmol), trifluoroacetic anhydride (130 uL), methoxyethanol (4 mL) and methylene chloride (6 mL) were combined and heated to 70 °C for 18 h. Additional trifluoroacetic anhydride (100uL) was added and heated for 24 h. The reaction solvent was removed *in vacuo* and the solid triturated with methanol to give the product as a yellow solid (325 mg, 91% yield). A solution of the previous product (100 mg, 0.16 mmol) in methylene chloride (3 mL)/ methanol (1 mL) / hexamethylphosphoramide (500 uL) was added cesium carbonate (212 mg, 0.65 mmol). The reaction mixture was stirred at room temperature for 20 min. and acetaldehyde was added and the mixture was stirred for 18 h. Additional cesium carbonate and acetaldehyde was added and the mixture stirred for 3 h. The mixture was diluted with methylene chloride, washed with water and brine, and purified by flash chromatography on silica gel using ethyl acetate/ methylene chloride (10%) to give product (45 mg, 43% yield). The product (45 mg) was dissolved in methylene chloride (4 mL) and ethanethiol followed by trifluoroacetic anhydride was added at 0 °C. After 1.5 h, the reaction solvent was removed *in vacuo* and the material purified by flash chromatography on silica gel using methanol/ ethyl acetate (10%) to give product (11 mg, 37% yield). MS (ESI): m/e 443 (M+1)⁺.

Example 160. To the tritrifluoroacetate (27mg) prepared using general method C was added 1 mL 2-methoxyethanol and the reaction was heated to 90°C in a sealed tube for 2 hours. The reaction was concentrated, the product triturated with ether, collected and dried. ¹HNMR(400MHz, DMSO) δ 8.38(1H, s), 7.89 (2H, d), 7.66 (1H, d), 7.47 (1H, d), 6.90(1H, s), 6.81(1H, d), 4.98(2H,m), 4.79(1H, s), 4.67(3H, m), 3.96(6H, m), 3.82((2H, m), 3.62 (2H, m), 3.50(3H, m), 3.10(2H, m), 2.79(2H, m) MS m/e 487 (M+1)⁺

Example 161. To the amino methyl intermediate XII CEP7668 (30 mg, 0.066 mmol) in THF (1 mL) was added TEA (9μL, 0.066 mmol), followed by benzyl chloroformate (9μL, 0.066 mmol) and the reaction mixture was stirred at room

temperature overnight. Additional TEA and benzyl chloroformate were added while heating to 50°C. The reaction was concentrated, dissolved in ethyl acetate, washed with sodium bicarbonate, brine and dried over magnesium sulfate. The drying agent was removed by filtration and the solvent evaporated. The product was purified by preparative TLC using 2% methanol/methylene chloride. The product was collected and dried at 80°C overnight. MS m/e=590 (m+1)⁺.

Example 162. This compound was prepared using the general procedure as Example 161 starting with 3-aminomethyl-N-ethanol intermediate XIII MS m/e 540 (m+1)⁺.

Example 163. This compound was prepared from XII intermediate and ethyl isocyanato acetate. MS m/e 513 (m+1)⁺.

Example 164. Phenol intermediate X CEP 7143 (15 mg, 0.037 mmol), bromoethylethylether (66 mg., 0.57 mmol) (added in 3 portions), acetone (7 mL) and 10N sodium hydroxide (4 mL.) were stirred at room temperature for 7 hr. The acetone was evaporated and the solution acidified to pH 3. The solid was collected, triturated with hexane and then extracted with methylene chloride. The extract was evaporated to give the product (0.004g.) (23%) MS m/e 471 (M+1); ¹H-NMR (DMSO-d₆) 11.40 (s, 1H), 8.33 (s, 1H), 8.16 (d, 1H), 7.47 (d, 2H), 7.11 (d, 1H), 6.86 (s, 1H), 6.78 (d, 1H), 4.80 (s, 2H), 4.69 (m, 1H), 4.24 (m, 2H), 3.85 (m, 2H), 3.65 (t, 2H), 2.98 (t, 2H), 2.81 (t, 2H), 1.30 (d, 6H), 1.23 (t, 3H).

Example 165. A mixture of intermediate X (16.5 mg, 0.041 mmol) and cesium carbonate (88 mg, 1.1 eq) in 2.0 mL of CH₃CN was added cyclopentyl bromide (8.0 ul, 2.0 eq.) under N₂. After stirred at 70 °C for 24 hours, the mixture was diluted with CH₂Cl₂ and filtered through celite and concentrated. Purification by preparation TLC plate with CH₂Cl₂/MeOH afforded the product. MS m/e 533 (M+1).

Example 166. Prepared by hydrogenation of Example 1C in DMF using Pd(OH)₂ and a drop of HCl. MS m/e 443 (M+1)

[0077] Example 1C. A suspension of sodium hydride (2.44 mg, 1.22 eq.) in 0.5 mL of THF was stirred under N₂ as phenol intermediate X (3-hydroxy-10-isopropoxy-12,13-dihydro-6H,7H,14H-naphthyl(3,4-a)pyrrolo(3,3-a)pyrrolo(3,4-c)carbazole-7(7H)one) (20.6 mg, 0.05 mmol) in 2.0 mL of THF:DMF (1:1) was added dropwise. After 10 minutes of stirring, 2-bromopyrimidine (8.9 mg, 1.12eq.) in 0.5 mL of THF was added. The mixture was stirred at 60 °C for 14 hours. Then, the mixture was cooled to room temperature, diluted with CH₂Cl₂/MeOH, filtered through celite and concentrated. Purification was achieved by preparation TLC plate with CH₂Cl₂/MeOH (9:1) to afford the product (4.0 mg, 17%) (MS: 477 m/z (M+H)⁺).

General Methods for Synthesis of Examples 167-191.

[0078] Method A: A mixture of hydroxyl intermediate (0.2 mmol), potassium iodide (3.3 mg, 0.1 eq.), *N*-tetrabutylammonium bromide (0.1 eq), cesium hydroxide hydrate (3 eq) and 20 mg of 4Å sieves in 2.0 mL of CH₃CN was added the appropriate alkyl bromide or iodide under N₂. After the mixture was stirred at 50 °C for 14-72 hours, the reaction mixture was diluted with CH₃CN and filtered through celite and concentrated. The residue was diluted with CH₂Cl₂ and washed with water and dried over magnesium sulfate. Purification by preparation TLC plate or crystallization with CH₂Cl₂/MeOH afforded the desired products. Method B: A mixture of hydroxyl intermediate (0.2 mmol) and cesium carbonate (3 eq) in 2.0 mL of CH₃CN was added the appropriate alkyl bromide or iodide under N₂. After the mixture was stirred at 50-80 °C for 14-72 hours, the reaction mixture was diluted with CH₃CN and filtered through celite and concentrated. The residue was diluted with CH₂Cl₂ and washed with water and dried over magnesium sulfate. Purification by preparation TLC plate or crystallization with CH₂Cl₂/MeOH afforded the desired product.

[0079] Method C: A mixture of hydroxyl intermediate (0.1 mmol), sodium hydroxide (1.5 eq.) and *N*-tetrabutylammonium bromide (0.1 eq) in 0.5 mL of CH₂Cl₂ and 0.5 mL of water was added the appropriate alkyl bromide under N₂. After the mixture was stirred at room temperature for 14-72 hours, the reaction mixture was concentrated and the residue was washed with water and dried over magnesium sulfate. Purification by preparation TLC plate with CH₂Cl₂/MeOH or crystallization afforded the desired product.

Example 167. A mixture of intermediate phenol XV (19.5 mg, 0.05 mmol), potassium carbonate (34.6 mg, 5 eq.) and potassium iodide (8.7 mg, 1.05 eq) in 1.5 mL of acetone and 0.25 mL of DMF was added the benzyl 2-bromoethyl ether (8.3 uL, 1.05 eq.) under N₂. After the mixture was stirred at reflux for 24 hours, the reaction mixture was diluted with EtOAc and washed with water, saturated NaCl solution and dried over magnesium sulfate. Purification by preparation TLC plate with 5% of MeOH/CH₂Cl₂ afforded the desired product (10 mg, 39%). MS m/e 519 m/z (M+1)⁺.

Example 168. The product was obtained by first forming compound 168I by Method A, using phenol XV and cyclopentyl bromide; 14 hr; prep. TLC (10% MeOH in CH₂Cl₂); yield 10%; MS: m/e 453 m/z (M+1)⁺. A mixture of compound 168I 110 (5 mg, 0.01 mmol), 10% Pd(OH)₂/C and 0.1 mL of conc. HCl in 1.0 mL of EtOH was hydrogenated under 42 psi H₂ on a Parr apparatus for 24 hours at room temperature. Filtration and concentration afforded 2.2 mg (27%) of the title compound. MS: m/e 451 m/z (M+1)⁺.

Example 169. Method C from phenol XV and epibromohydrin; 22 hour, preparative TLC (10% MeOH in CH₂Cl₂); yield 30%; MS: m/e 463 m/z (M+Na)⁺.

Example 170. Method C; phenol XV and 1-bromo-2-(2-methoxyethoxy)ethane, 14 hr; prep. TLC (10% MeOH in CH₂Cl₂); yield 11%; MS: 509 m/z (M+Na)⁺.

Example 171. Method B; phenol XV and 2-(2-bromoethyl)-1,3-dioxane, 14 hr reflux; prep. TLC (10% MeOH in CH₂Cl₂); yield 54%; MS: 521 m/z (M+1)⁺.

Example 172. Method A; phenol XV and (bromomethyl)cyclopropane, 14 hr; prep. TLC (10% MeOH in CH₂Cl₂); yield 17%; MS: m/e 439 m/z (M+1)⁺.

Example 173. Method A; phenol XV and 2-bromomethyl-1,3-dioxolane; 64 hr; prep. TLC (10% MeOH in CH₂Cl₂); yield 15%; MS: 471 m/z (M+1)⁺.

Example 174. Method B; phenol XV and *N*-(3-bromopropyl)phthalimide; 48 hr at 80 °C; prep. TLC (10% MeOH in CH₂Cl₂); yield 17%; MS: m/e 494 m/z (M+Na)⁺.

Example 175. Method B; phenol XV and ethyl 2-bromopropionate; 14 hr at 80 °C; prep. TLC (10% MeOH in CH₂Cl₂); yield 9%; MS: m/e 507 m/z (M+Na)⁺.

Example 176. Method A; phenol XV and methyl 4-chloro-3-methoxy-(*E*)-2-butenate; 40 hr at 80 °C; prep. TLC (10% MeOH in CH₂Cl₂); yield 21%; MS: m/e 535 m/z (M+Na)⁺.

Example 177. Method A; phenol XV and 1-bromopinacolone; 14 hr at 60 °C; prep. TLC (10% MeOH in CH₂Cl₂); yield 29%; MS: m/e 505 m/z (M+Na)⁺.

Example 178. Method A; 20 hr at 50 °C; prep. TLC (10% MeOH in CH₂Cl₂); yield (5%); MS: 449 m/z (M+Na)⁺.

Example 179. Method B. (38%) MS m/e 471 (M+1); ¹H-NMR (DMSO-d₆) 8.37 (s, 1H), 7.90 (d, 1H), 7.83 (d, 1H), 7.64 (d, 1H), 7.46 (t, 1H), 7.25 (t, 1H), 6.86 (s, 1H), 6.75 (d, 1H), 4.97 (t, 1H), 4.77 (d, 4H), 4.60 (t, 2H), 4.16 (m, 2H), 3.78 (m, 2H), 2.45 (s, 2H), 1.21 (t, 3H).

Example 180. Method B (19%) MS m/e 476 (M+1); ¹H-NMR (DMSO-d₆) 8.56 (s, 1H), 8.36 (s, 1H), 7.92 (d, 1H), 7.85 (m, 2H), 7.66 (d, 1H), 7.51 (d, 2H), 7.48 (t, 1H), 7.33 (m, 1H), 7.27 (t, 1H), 6.97 (s, 1H), 6.85 (d, 1H), 5.20 (s, 1H), 4.97 (m, 1H), 4.75 (s, 2H), 4.62 (m, 2H).

Example 181. Method B (43%) MS m/e 443 (M+1); ¹H-NMR (DMSO-d₆) 8.36 (s, 1H), 7.90 (d, 1H), 7.83 (d, 1H), 7.64 (d, 1H), 7.45 (t, 1H), 7.24 (t, 1H), 6.87 (s, 1H), 6.77 (d, 1H), 4.97 (t, 1H), 4.75 (s, 2H), 4.61 (s, 2H), 4.11 (s, 2H), 3.77 (d, 2H), 3.65 (s, 2H), 2.73 (s, 2H).

Example 182. Method B (63%) MS m/e 452 (M+1); ¹H-NMR (DMSO-d₆) 8.36 (s, 1H), 7.90 (d, 1H), 7.83 (d, 1H), 7.65 (d, 1H), 7.46 (t, 1H), 7.24 (t, 1H), 6.88 (s, 1H), 6.78 (d, 1H), 4.96 (t, 1H), 4.75 (s, 2H), 4.60 (m, 2H), 4.07 (t, 2H), 3.78 (m, 2H), 2.74 (m, 2H), 2.64 (t, 2H), 2.02 (m, 2H).

Example 183. Method B (72%) MS m/e 480 (M+1); ¹H-NMR (DMSO-d₆) 8.35 (s, 1H), 7.91 (d, 1H), 7.82 (d, 1H), 7.64 (d, 1H), 6.85 (t, 1H), 6.76 (t, 1H), 4.96 (t, 1H), 4.75 (s, 2H), 4.60 (s, 2H), 4.00 (t, 2H), 3.77 (d, 2H), 2.73 (m, 2H), 1.73 (t, 3H), 1.52 (m, 8H).

Example 184. Method B (67%) MS m/e 456 (M+1); ¹H-NMR (DMSO-d₆) 8.35 (s, 1H), 7.91 (d, 1H), 7.83 (d, 1H), 7.64 (d, 1H), 7.46 (t, 1H), 7.24 (t, 1H), 6.87 (s, 1H), 6.75 (d, 1H), 4.96 (t, 1H), 4.75 (s, 2H), 4.60 (t, 2H), 4.10 (s, 2H), 3.78 (m, 2H), 3.70 (s, 2H), 3.00 (m, 2H), 2.70 (m, 2H), 1.11 (t, 3H).

Example 185. Method B (88%) M S m/e 466 (M+1); ¹H-NMR (DMSO-d₆) 8.35 (s, 1H), 7.91 (d, 1H), 7.83 (d, 1H), 7.64 (d, 1H), 7.46 (t, 1H), 7.24 (t, 1H), 6.86 (s, 1H), 6.77 (d, 1H), 4.96 (t, 1H), 4.75 (s, 2H), 4.61 (m, 2H), 4.03 (t, 2H), 3.78 (m, 2H), 2.74 (m, 2H), 2.54 (t, 2H), 1.73 (m, 6H).

Example 186. Method B. MS m/e 516 (M+1); ¹H-NMR (DMSO-d₆) 8.35 (s, 1H), 7.90 (d, 1H), 7.81 (d, 1H), 7.64 (d, 1H), 7.46 (t, 1H), 7.24 (t, 1H), 6.85 (s, 1H), 6.76 (d, 1H), 4.96 (t, 1H), 4.75 (s, 2H), 4.60 (t, 2H), 3.99 (t, 2H), 3.78 (m, 2H), 2.74 (m, 2H), 1.71 (m, 2H), 1.56 (t, 4H), 1.42 (m, 6H).

Example 187. Method B. MS m/e 438 (M+1).

Example 188. This compound was formed from Example 185B, ethanol and gaseous hydrogen chloride (85%) MS m/e 512 (M+1); ¹H-NMR (DMSO-d₆) 8.35 (s, 1H), 7.91 (s, 1H), 7.83 (d, 1H), 7.65 (d, 1H), 7.46 (t, 1H), 7.26 (t, 1H), 6.85 (s, 1H), 6.76 (d, 1H), 4.75 (s, 1H), 4.61 (m, 2H), 4.35 (m, 2H), 4.00 (m, 2H), 3.79 (m, 2H), 2.73 (m, 2H), 2.66 (m, 2H), 1.77 (m, 6H), 1.33 (t, 3H).

Example 189. Example 188 was refluxed in ethanol and concentrated hydrochloric acid for 18 hr. The solution was made basic with sodium hydroxide to pH 10 and refluxed 4 hours. The solution was acidified to precipitate the product. MS m/e 485 (M+1); ¹H-NMR (DMSO-d₆) 12.00 (s, 1H), 7.91 (d, 1H), 7.82 (d, 1H), 7.65 (d, 1H), 7.45 (t, 1H), 7.24 (m, 2H), 6.85 (s, 1H), 6.76 (d, 2H), 4.96 (t, 1H), 4.75 (s, 2H), 4.61 (m, 2H), 3.98 (t, 1H), 3.77 (m, 2H), 2.73 (m, 2H), 2.23 (m, 4H), 1.71 (m, 8H).

Example 190. The product was obtained from a reaction of Example 186 with ethanol and gaseous hydrogen chloride (45%) MS m/e 512 (M+1); ¹H-NMR (DMSO-d₆) 8.37 (s, 1H), 7.91 (d, 1H), 7.82 (d, 1H), 7.65 (d, 1H), 7.47 (t, 1H), 7.23 (m, 2H), 6.86 (s, 1H), 6.77 (d, 2H), 6.67 (s, 1H), 4.99 (t, 1H), 4.76 (s, 2H), 4.61 (m, 2H), 3.98 (t, 1H), 3.80 (m, 2H), 2.74 (m, 2H), 2.02 (t, 2H), 1.71 (m, 2H), 1.38 (m, 8H).

[0080] Synthesis of intermediate phenol XVII CEP 5108: To aluminum trichloride (1.2 g, 9 mmol) in 12 mL anhydrous dichloroethane was added 2 mL ethanethiol followed by methoxy derivative CEP 3371 (500 mg, 1.47 mmol). The mixture was stirred at 50 °C for 48 h. The reaction was concentrated and stirred with 10 mL 1N hydrochloric acid for thirty minutes. The product was isolated by filtration and was dried in vacuo to afford 483 mg (quantitative) of a grey solid, the phenol. NMR (d₆-DMSO): 11.8 (s, 1H), 9.53 (s, 1H), 9.2 (d, 1H), 8.45 (s, 1H), 7.95 (s, 1H), 7.6 (d, 1H), 7.45 (dd, 1H), 7.25 (dd, 1H), 7.08 (s, 1H), 6.8 (dd, 1H), 4.85 (s, 2H), 4.08 (s, 2H). MS (ES⁺): 327 (M+1).

Example 191 and Example 192. Phenol intermediate XVII (25 mg, 79 μmole), potassium carbonate (17 mg, 123 μmole), and ethyl bromoacetate (17 μL, 155 μmole) were combined in 10 mL dry acetone. A drop of N,N-dimethylformamide was added and the mixture was heated at 50 °C for three days. HPLC analysis revealed the presence of two products. The two products were separated employing reverse phase C8 high performance liquid chromatography (1:1 acetonitrile:water with 0.1% trifluoroacetic acid). The first product eluted was identified as the mono adduct Example 191B. 2 mg. NMR (d₆-DMSO): 11.7 (s, 1H), 9.25 (d, 1H), 8.5 (s, 1H), 7.95 (d, 1H), 7.60 (d, 1H), 7.45 (dd, 1H), 7.25-7.3 (m, 2H), 7.0 (dd, 1H), 4.93 (s, 2H), 4.85 (s, 2H), 4.22 (q, 2H), 4.15 (s, 2H), 1.20 (t, 3H). MS (ES⁺): 435 (M + Na). Retention time: 13.03 min (gradient elution 10%-95% acetonitrile:water (0.1% trifluoroacetic acid) at 1.6 mL/min on a Zorbax RX-C8 4.6 by 150mm column). The second product eluted was identified as the bis adduct Example 192B. NMR (d₆-DMSO): 8.3 (d, 1H), 8.06 (s, 1H), 7.96 (d, 1H), 7.72 (d, 1H), 7.45 (dd, 1H), 7.27 (dd, 1H), 7.20 (br s, 1H), 6.95 (dd, 1H), 5.6 (s, 2H), 5.42 (s, 2H), 5.35 (s, 2H), 4.25 (s, 2H), 4.18 (q, 2H), 3.75 (q, 2H), 1.2 (m, 6H). 2 mg. MS (ES⁺): 521 (M + Na).

Example 193. Prepared by the method described for Example 192 from bromoacetonitrile: NMR (d₆-DMSO): 11.85 (s, 1H), 9.3 (d, 1H), 8.48 (s, 1H), 7.95 (d, 1H), 7.58 (d, 1H), 7.4 (m, 2H), 7.2 (dd, 1H), 7.1 (d, 1H), 5.2 (s, 2H), 4.85 (s, 2H), 4.18 (s, 2H). MS (ES⁺): 366 (M+1).

Example 194. Example 192 (10 mg, 24 μmol) in 10 mL dry tetrahydrofuran was treated with lithium borohydride (0.5 mL of a 2.0 M solution in tetrahydrofuran, 1.0 mmol) and heated at 40 °C for 72 h. 1 mL water was then added and the solution was concentrated. The crude solid was taken up into 1 mL DMF and concentrated onto 600 mg silica. The silica was applied to the top of a bed of silica and medium pressure liquid chromatography was effected eluting with 4% methanol:dichloromethane to afford 3.0 mg of a tan solid. NMR (d₆-DMSO): 11.8 (s, 1H), 9.2 (d, 1H), 8.45 (s, 1H), 7.92 (d, 1H), 7.55 (d, 1H), 7.41 (dd, 1H), 7.25 (m, 2H), 6.95 (dd, 1H), 4.85 (s, 2H), 4.08 (s, 2H), 4.06 (m, 2H), 3.75 (m, 2H), 3.56 (t, 1H). MS (ES⁺): 371 (M+1).

Example 195. This compound was prepared by the method described for Example 194 from Example 193: NMR (d_6 -DMSO): 9.3 (d, 1H), 8.48 (s, 1H), 7.95 (d, 1H), 7.70 (d, 1H), 7.45 (dd, 1H), 7.28 (m, 1H), 7.22 (s, 1H), 6.95 (d, 1H), 4.9 (s, 2H), 4.7 (br s, 2H), 4.46 (s, 2H), 4.06 (br s, 2H), 3.80 (br s, 2H), 3.70 (br s, 2H), 3.52 (overlapping s, 2H). MS (ES⁺): 415 (M+1).

Example 196. The O-allyl intermediate was prepared using allyl bromide as described for Example 194: NMR (d_6 -DMSO): 11.8 (s, 1H), 9.27 (d, 1H), 8.48 (s, 1H), 7.98 (d, 1H), 7.60 (d, 1H), 7.45 (dd, 1H), 7.30 (s, 1H), 7.25 (m, 1H), 7.05 (dd, 1H), 6.10 (m, 1H), 5.4 (dd, 1H), 5.3 (dd, 1H), 4.95 (s, 2H), 4.7 (d, 2H), 4.18 (s, 2H). MS (ES⁺): 367 (M+1). Intermediate O-allyl (20 mg, 55 μ mol), osmium tetroxide (0.1 mL of a 25 mg/mL solution in carbon tetrachloride), N-methylmorpholine-N-oxide (50 mg) were combined in 10 mL tetrahydrofuran to which was added 0.1 mL water. The mixture was stirred in the dark for 48 h. The mixture was concentrated onto 0.6 g silica and applied to a bed of silica. Medium pressure liquid chromatography eluting with 5% methanol:dichloromethane afforded 23 mg of a yellow solid. NMR (d_6 DMSO): 11.8 (s, 1H), 9.23 (d, 1H), 8.43 (s, 1H), 7.92 (d, 1H), 7.55 (d, 1H), 7.40 (dd, 1H), 7.25 (s, 1H), 7.22 (m, 1H), 6.95 (d, 1H), 4.95 (d, 1H), 4.88 (s, 2H), 7.70 (dd, 1H), 4.10 (s, 2H), 4.05 (d, 1H), 3.7-3.95 (m, 4H). MS (ES⁺): 401 (M+1).

Example 197. Example 194 (63 mg, 153 μ mol), dimethylamine (3 mL of a 40% solution in water), and ammonium chloride (100 mg) were combined in N,N-dimethylformamide and stirred at ambient temperature in a sealed tube for 5 d. The solution was concentrated onto 0.6 g silica and applied to a bed of silica. Medium pressure liquid chromatography employing a gradient from 5-10% methanol:dichloromethane afforded 60 mg of an orange solid. NMR (d_6 -DMSO): 11.80 (s, 1H), 9.20 (d, 1H), 8.45 (s, 1H), 7.95 (d, 1H), 7.55 (d, 1H), 7.40 (dd, 1H), 7.2-7.28 (m, 2H), 6.93 (d, 1H), 4.90 (s, 2H), 4.82 (s, 2H), 4.05 (s, 2H), 3.0 (s, 3H), 2.83 (s, 3H). MS (ES⁺): m/e 434 (M + Na).

Example 198. The epoxide (42 mg, 0.11 mmol), dimethylamine (3 mL of a 40% solution in water), and ammonium chloride (100 mg) were combined in 10 mL N,N-dimethylformamide and stirred in a sealed tube for 16 h. The mixture was concentrated onto 700 mg silica and applied to a bed of silica. Medium pressure liquid chromatography employing a gradient of 15-25% methanol:dichloromethane afforded approximately 5 mg of the polar desired. NMR (d_6 -DMSO): 12.1 (br s, 1H), 9.55 (d, 1H), 8.45-8.52 (m, 2H), 7.72 (d, 1H), 7.65 (dd, 1H), 7.35-7.5 (m, 2H), 7.15 (d, 1H), 5.75 (s, 2H), 5.18 (s, 2H), 4.15-4.35 (m, 4H), 2.70 (m, 1H), 2.55 (s, 6H), 2.50 (m, 1H). MS (ES⁺): m/e 428 (M+1).

Example 199. This compound was prepared by the same procedure as Example 198 using morpholine: MS (ES⁺): m/e 470 (M+1).

Utility

[0081] The compounds of the present invention are useful, inter alia, as therapeutic agents. Particularly, the compounds are useful for kinase inhibition, such as, for example, *trk*, VEGFR, PDGFR, PKC, MLK, DLK, Tie-2, FLT-3, and CDK1-6. Various compounds of the present invention show enhanced pharmaceutical properties over those disclosed in the art and improved pharmacokinetic properties in mammals. The compounds of the present invention show enhanced pharmaceutical properties over those disclosed in the art, including increased MLK and DLK dual inhibition activity, or increased VEGFR and Tie-2 dual inhibition activity, along with improved pharmacokinetic properties in mammals.

[0082] In one embodiment, the present invention provides a method for treating or preventing diseases and disorders, such as those disclosed herein, which comprises administering to a subject in need of such treatment or prevention a therapeutically effective amount of a compound of the present invention.

[0083] In an additional embodiment, the present invention provides a method for inhibiting *trk* kinase activity comprising providing a compound of the present invention in an amount sufficient to result in effective inhibition. Particularly, inhibition of *trk* implies utility in, for example, diseases of the prostate such as prostate cancer and benign prostate hyperplasia, as well as for the treatment of inflammation, such as neurological inflammation and chronic arthritis inflammation. In a preferred embodiment, the *trk* kinase receptor is *trk A*.

[0084] The majority of cancers have an absolute requirement for angiogenesis, the process by which new blood vessels are formed. The most potent angiogenic cytokine is vascular endothelial growth factor (VEGF) and there has been substantial research into the development of VEGF/VEGF receptor (VEGFR) antagonists. Receptor tyrosine kinase (RTK) inhibitors could have broad spectrum antitumor activity in patients with advanced pre-treated breast and colorectal carcinoma and Kaposi's sarcoma. Potentially these agents may play a role in the treatment of both early (adjuvant) and advanced cancer. The importance of angiogenesis for the progressive growth and viability of solid tumors is well established. Emerging data suggest an involvement of angiogenesis in the pathophysiology of hematologic malignancies as well. Recently, authors have reported increased angiogenesis in the bone marrow of patients with acute myeloid leukemia (AML) and normalization of bone marrow microvessel density when patients achieved a complete remission (CR) after

induction chemotherapy. Tumor angiogenesis depends on the expression of specific mediators that initiate a cascade of events leading to the formation of new microvessels. Among these, VEGF (vascular endothelial growth factor), FGF (fibroblast growth factor) play a pivotal role in the induction of neovascularization in solid tumors. These cytokines stimulate migration and proliferation of endothelial cells and induce angiogenesis in vivo. Recent data suggest an important role for these mediators in hematologic malignancies as well. Isolated AML blasts overexpress VEGF and VEGF receptor 2. Thus, the VEGF/VEGFR-2 pathway can promote the growth of leukemic blasts in an autocrine and paracrine manner. Therefore, neovascularization and angiogenic mediators/receptors may be promising targets for anti-angiogenic and antileukemic treatment strategies. Thus, in other embodiments, the present invention provides a method for treating or preventing angiogenic disorders where VEGFR kinase activity contributes to pathological conditions, the method comprising providing a compound of the present invention in an amount sufficient to result in the vascular endothelial growth factor receptor being contacted with an effective inhibitory amount of the compound. Inhibition of VEGFR implies utility in, for example, angiogenic disorders such as cancer of solid tumors, endometriosis, macular degeneration, retinopathy, diabetic retinopathy, psoriasis, hemangioblastoma, as well as other ocular diseases and cancers.

[0085] FLT3, a member of the receptor tyrosine kinase (RTK) class III, is preferentially expressed on the surface of a high proportion of acute myeloid leukemia (AML) and B-lineage acute lymphocytic leukemia (ALL) cells in addition to hematopoietic stem cells, brain, placenta and liver. An interaction of FLT3 and its ligand has been shown to play an important role in the survival, proliferation and differentiation of not only normal hematopoietic cells but also leukemia cells. Mutations of the FLT3 gene was first reported as an internal tandem duplication (ITD) of the juxtamembrane (JM) domain-coding sequence, subsequently as a missense mutation of D835 within a kinase domain. ITD- and D835-mutations are essentially found in AML and their frequencies are approximately 20 and 6% of adults with AML, respectively. Thus, mutation of the FLT3 gene is so far the most frequent genetic alteration reported to be involved in AML. Several large-scale studies in well-documented patients published to date have demonstrated that ITD-mutation is strongly associated with leukocytosis and a poor prognosis. An inhibitor compound of FLT3 tyrosine kinase have an application in treatment of leukemia. The present invention provides a method for treating disorders characterized by responsiveness to FLT3 inhibition, the method comprising providing a compound of the present invention in an amount sufficient to result in the inhibition of FLT3.

[0086] Platelet-derived growth factor (PDGF) was one of the first polypeptide growth factors identified that signals through a cell surface tyrosine kinase receptor (PDGF-R) to stimulate various cellular functions including growth, proliferation, and differentiation. Since then, several related genes have been identified constituting a family of ligands (primarily PDGF A and B) and their cognate receptors (PDGF-R alpha and beta). To date, PDGF expression has been shown in a number of different solid tumors, from glioblastomas to prostate carcinomas. In these various tumor types, the biologic role of PDGF signaling can vary from autocrine stimulation of cancer cell growth to more subtle paracrine interactions involving adjacent stroma and even angiogenesis. Thus, in additional embodiments, the present invention provides a method for treating or preventing disorders where PDGFR activity contributes to pathological conditions, the method comprising providing a compound of the present invention in an amount sufficient to result in the platelet derived growth factor receptor being contacted with an effective inhibitory amount of the compound. Inhibition of PDGFR implies utility in, for example, various forms of neoplasia, rheumatoid arthritis, chronic arthritis, pulmonary fibrosis, myelofibrosis, abnormal wound healing, diseases with cardiovascular end points, such as atherosclerosis, restenosis, post-angioplasty restenosis, and the like.

[0087] In further embodiments, the present invention provides a method for treating or preventing disorders where MLK activity contributes to pathological conditions, such as those listed above, wherein the method comprises providing a compound of the present invention in an amount sufficient to result in the MLK receptor being contacted with an effective inhibitory amount of the compound. Inhibition of MLK implies utility in, for example, forms of cancer where MLKs play a pathological role as well as in neurological disorders.

[0088] In still other embodiments, the present invention provides a method for treating disorders characterized by the aberrant activity of trophic factor responsive cells, the method comprising providing a compound of the present invention in an amount sufficient to result in the trophic factor cell receptor being contacted with an effective activity inducing amount of the compound. In certain preferred embodiments, the activity of the trophic factor responsive cells is ChAT activity.

[0089] Fibroblast growth factor receptors (FGFR) are members of a family of polypeptides synthesized by a variety of cell types during the processes of embryonic development and in adult tissues. FGFR have been detected in normal and malignant cells and are involved in biological events that include mitogenic and angiogenic activity with a consequent crucial role in cell differentiation and development. To activate signal transduction pathways, FGFR are coupled to fibroblast growth factors (FGF) and heparan sulfate (HS) proteoglycans to form a biologically fundamental ternary complex. Based on these considerations, inhibitors able to block the signaling cascade through a direct interaction with FGFR could have antiangiogenesis and subsequent antitumor activity. Accordingly, the present invention provides a method for treating disorders characterized by the aberrant activity of FGF responsive cells, the method comprising

providing a compound of the present invention in an amount sufficient to result in the FGFR being contacted with an effective activity inducing amount of the compound.

[0090] The compounds of the present invention can also have positive effects on the function and survival of trophic factor responsive cells by promoting the survival of neurons. With respect to the survival of a cholinergic neuron, for example, the compound may preserve the survival of a cholinergic neuronal population at risk of dying (due to, e.g., injury, a disease condition, a degenerative condition or natural progression) when compared to a cholinergic neuronal population not presented with such compound, if the treated population has a comparatively greater period of functionality than the non-treated population.

[0091] A variety of neurological disorders are characterized by neuronal cells which are dying, injured, functionally compromised, undergoing axonal degeneration, at risk of dying, etc. These neurodegenerative diseases and disorders include, but are not limited to, Alzheimer's disease; motor neuron disorders (e.g. amyotrophic lateral sclerosis); Parkinson's disease; cerebrovascular disorders (e.g., stroke, ischemia); Huntington's disease; AIDS dementia; epilepsy; multiple sclerosis; peripheral neuropathies including diabetic neuropathy and chemotherapy induced peripheral neuropathy, AID related peripheral neuropathy; disorders induced by excitatory amino acids; and disorders associated with concussive or penetrating injuries of the brain or spinal cord.

[0092] In other preferred embodiments, the compounds of the present invention are useful for treating or preventing multiple myeloma and leukemias including, but not limited to, acute myelogenous leukemia, chronic myelogenous leukemia, acute lymphocytic leukemia, and chronic lymphocytic leukemia.

[0093] In additional embodiments, the present compounds are also useful in the treatment of disorders associated with decreased ChAT activity or the death, injury to spinal cord motoneurons, and also have utility in, for example, diseases associated with apoptotic cell death of the central and peripheral nervous system, immune system and in inflammatory diseases. ChAT catalyzes the synthesis of the neurotransmitter acetylcholine, and it is considered an enzymatic marker for a functional cholinergic neuron. A functional neuron is also capable of survival. Neuron survival is assayed by quantification of the specific uptake and enzymatic conversion of a dye (e.g., calcein AM) by living neurons. The compounds described herein may also find utility in the treatment of disease states involving malignant cell proliferation, such as many cancers.

[0094] Additional embodiments of the invention are directed to the use of any compound described herein, and stereoisomers or pharmaceutically acceptable salts thereof, in the treatment and/or prevention of any of the conditions, diseases and disorders described above. Further embodiments are directed to the use of the compounds described herein, and stereoisomers or pharmaceutically acceptable salts thereof, in the manufacture of a medicament for treating and/or preventing said conditions, disorders and diseases.

[0095] The compounds of the present invention have important functional pharmacological activities which find utility in a variety of settings, including both research and therapeutic arenas. For ease of presentation, and in order not to limit the range of utilities for which these compounds can be characterized, the activities of the compounds of the present invention can be generally described as follows:

A. Inhibition of enzymatic activity

B. Effect on the function and/or survival of trophic factor responsive cells

C. Inhibition of inflammation-associated responses

D. Inhibition of cell growth associated with hyperproliferative states

E. Inhibition of developmentally programmed motoneuron death

[0096] Inhibition of enzymatic activity can be determined using, for example, VEGFR inhibition (e.g., VEGFR2 inhibition), MLK inhibition (e.g., MLK1, MLK2 or MLK3 inhibition), PDGFR kinase inhibition, NGF-stimulated *trk* phosphorylation, PKC inhibition, or *trk* tyrosine kinase inhibition assays. Effect on the function and/or survival of trophic factor responsive cells, e.g., cells of a neuronal lineage, can be established using any of the following assays: (1) cultured spinal cord choline acetyltransferase ("ChAT") assay; (2) cultured dorsal root ganglion ("DRG") neurite extension assay; (3) cultured basal forebrain neuron ("BFN") ChAT activity assay. Inhibition of inflammation-associated response can be established using an indoleamine 2,3-dioxygenase ("IDO") mRNA assay. Inhibition of cell growth associated with hyperproliferative states can be determined by measuring the growth of cell lines of interest, such as an AT2 line in the case of prostate cancer. Inhibition of developmentally programmed motoneuron death can be assessed *in ovo* using embryonic chick somatic motoneurons, which cells undergo naturally occurring death between embryonic days 6 and 10, and analyzing inhibition of such naturally occurring cell death as mediated by the compounds disclosed herein. The inhibition of enzymatic activity by the compounds of the present invention can be determined using, for example,

the following assays:

VEGFR Inhibition Assay
MLK Inhibition Assay
5 PKC Activity Inhibition Assay
trkA Tyrosine Kinase Activity Inhibition Assay
Tie-2 Inhibition Assay
CDK1-6 Inhibition Assay
Inhibition of NGF-stimulated *trk* phosphorylation in a whole cell preparation
10 Platelet Derived Growth Factor Receptor (PDGFR) inhibition assay

A description of assays that may be used in connection with the present invention are set forth below. They are not intended, nor are they to be construed, as limiting the scope of the disclosure.

Inhibition of *trkA* Tyrosine Kinase Activity

15 **[0097]** Selected compounds of the present invention were tested for their ability to inhibit the kinase activity of baculovirus-expressed human *trkA* cytoplasmic domain using an ELISA-based assay as previously described (Angeles et al., Anal. Biochem. 236: 49-55, 1996). Briefly, the 96-well microtiter plate was coated with substrate solution (recombinant human phospholipase C- γ 1/glutathione S-transferase fusion protein (Rotin et al., EMBO J., 11: 559-567, 1992). Inhibition studies were performed in 100 μ l assay mixtures containing 50 mM Hepes, pH 7.4, 40 μ M ATP, 10 mM MnCl₂, 0.1% BSA, 2% DMSO, and various concentrations of inhibitor. The reaction was initiated by addition of *trkA* kinase and allowed to proceed for 15 minutes at 37°C. An antibody to phosphotyrosine (UBI) was then added, followed by a secondary enzyme-conjugated antibody, alkaline phosphatase-labelled goat anti-mouse IgG (Bio-Rad). The activity of the bound enzyme was measured via an amplified detection system (Gibco-BRL). Inhibition data were analyzed using the sigmoidal dose-response (variable slope) equation in GraphPad Prism. The concentration that resulted in 50% inhibition of kinase activity is referred to as "IC₅₀".

Inhibition of Vascular Endothelial Growth Factor Receptor Kinase Activity

30 **[0098]** Selected compounds of the present invention were examined for their inhibitory effects on the kinase activity of baculovirus-expressed VEGF receptor (human *flk-1*, *KDR*, *VEGFR2*) kinase domain using the procedure described for the *trkA* kinase ELISA assay described above. The kinase reaction mixture, consisting of 50 mM Hepes, pH 7.4, 40 μ M ATP, 10 mM MnCl₂, 0.1 % BSA, 2% DMSO, and various concentrations of inhibitor, was transferred to PLC- γ /GST-coated plates. VEGFR kinase was added and the reaction was allowed to proceed for 15 min. at 37 °C. Detection of phosphorylated product was accomplished by addition of anti-phosphotyrosine antibody (UBI). A secondary enzyme-conjugated antibody was delivered to capture the antibody-phosphorylated PLC- γ /GST complex. The activity of the bound enzyme was measured via an amplified detection system (Gibco-BRL). Inhibition data were analyzed using the sigmoidal dose-response (variable slope) equation in GraphPad Prism.

Inhibition of Mixed Lineage Kinase-1 Activity

40 **[0099]** The kinase activity of MLK1 was assessed using the Millipore Multiscreen TCA "in-plate" format as described for protein kinase C (Pitt & Lee, J. Biomol. Screening, 1: 47-51, 1996). Briefly, each 50- μ l assay mixture contained 20 mM Hepes, pH 7.0, 1 mM EGTA, 10 mM MgCl₂, 1 mM DTT, 25 mM β -glycerophosphate, 60 μ M ATP, 0.25 μ Ci [γ -³²P] ATP, 0.1% BSA, 500 μ g/ml myelin basic protein (UBI #13-104), 2% DMSO, 1 μ M of test compound, and 1 μ g/ml of baculoviral GST-MLK1_{KD}. Samples were incubated for 15 min at 37°C. The reaction was stopped by adding ice cold 50% TCA and the proteins were allowed to precipitate for 30 min at 4°C. The plates were then washed with ice cold 25% TCA. Supermix scintillation cocktail was added, and the plates were allowed to equilibrate for 1-2 hours prior to counting using the Wallace MicroBeta 1450 PLUS scintillation counter.

Dual Leucine Zipper Bearing Kinase Assay

50 **[0100]** Compounds were tested for their ability to inhibit the kinase activity of recombinant baculoviral human DLK, containing the kinase domain and leucine zipper. Activity was measured in 384-well FluoroNunc plates (Cat#460372) using a time-resolved fluorescence readout (PerkinElmer Application Note 1234-968). Plates were coated with 30 μ l of the protein substrate MKK7 (Merritt et al. 1999) at a concentration of 20 μ g/ml in Tris buffered saline (TBS). Each 30 μ l assay contained 20 mM MOPS (pH 7.2), 15 mM MgCl₂, 0.1 mM Na₃VO₄, 1 mM DTT, 5 mM EGTA, 25 mM β -glycerophosphate, 0.1% BSA, 100 μ M ATP, and 2.5% DMSO. Reactions were started by the addition of 10 ng/ml GST-

hDLK_{KD/LZ}. For IC₅₀ determinations, a 10-point dose response curve was generated for each compound. Plates were incubated at 37°C for 30 minutes, and the reactions stopped by the addition of 100 mM EDTA. Product was detected using Europium-labeled anti-phosphothreonine (Wallac#AD0093; diluted 1:10000 in 3%BSA/T-TBS). Following overnight capture at 4°C, 50 µl enhancement solution (Wallac #1244-105) was added and the plate gently agitated for 5 min. The fluorescence of the resulting solution was then measured using the time-resolved fluorescence (TRF) mode in the Multilabel Reader (Victor2 Model # 1420-018 or Envision Model # 2100). Inhibition data was analyzed using GraphPad PRISM. See also Merritt, S.E., Mata, M., Nihalani, D., Zhu, C., Hu, X., and Holzman, L.B. (1999) The Mixed Lineage Kinase DLK utilizes MKK7 and not MKK4 as Substrate. J. Biol. Chem. 274, 10195-10202.

Tie-2 Tyrosine Kinase Assay

[0101] Compounds were tested for their ability to inhibit the kinase activity of recombinant baculoviral human His₆-Tie2 cytoplasmic domain using a modification of the ELISA described for trkA (Angeles *et al.*, 1996). A 384-well plate format was used for single-point screening while IC₅₀s were performed on 96-well plates. For single-point screening, each barcoded 384-well Costar High Binding plate (Cat # 3703) was coated with 50 µl/well of 10 µg/ml substrate solution (recombinant human GST- PLC-γ; Rotin *et al.*, 1992) in Tris-buffered saline (TBS). The Tie2 activity was measured in 50-µl assay mixtures containing 50 mM HEPES (pH 7.2), 40 µM ATP, 10 mM MnCl₂, 2.5% DMSO, 0.05% BSA, and 200 ng/ml His₆-Tie2_{CD}. For IC₅₀ determinations, the assays were run as described above but in 96-well Costar High Binding plates (Cat # 3703) and with the volumes doubled. A 10-point dose response curve was generated for each compound. The kinase reaction was allowed to proceed at 37°C for 20 minutes. The detection antibody, N1-Eu anti-phosphotyrosine (PT66) antibody (Wallac #AD0041), was added at 1:2000 diluted in block buffer [3% BSA in TBS with 0.05% Tween-20 (TBST)]. After one-hour incubation at 37°C, 50 µl of enhancement solution (Wallac #1244-105) was added and the plate was gently agitated. The fluorescence of the resulting solution was then measured using the time-resolved fluorescence (TRF) mode in the Multilabel Reader (Victor2 Model # 1420-018 or Envision Model # 2100). Inhibition data were analyzed using ActivityBase and IC₅₀ curves were generated using XLFit. The cited references are as follows:

1. Angeles, T. S., Steffler, C., Bartlett, B. A., Hudkins, R. L., Stephens, R. M., Kaplan, D. R., and Dionne, C. A. (1996) Enzyme-linked immunosorbent assay for trkA tyrosine kinase activity. Anal. Biochem. 236, 49-55.
2. Rotin, D., Margolis, B., Mohammadi, M., Daly, R.J., Daum, G., Li, N., Fischer, E.H., Burgess, W.H., Ullrich, A., Schlessinger, J. (1992) SH2 domains prevent tyrosine dephosphorylation of the EGF receptor: identification of Tyr992 as the high-affinity binding site for SH2 domains of phospholipase C-γ. EMBO J. 11,559-567.

Dosage and Formulation

[0102] For therapeutic purposes, the compounds of the present invention can be administered by any means that results in the contact of the active agent with the agent's site of action in the body of the subject. The compounds may be administered by any conventional means available for use in conjunction with pharmaceuticals, either as individual therapeutic agents or in combination with other therapeutic agents, such as, for example, analgesics. The compounds of the present invention are preferably administered in therapeutically effective amounts for the treatment of the diseases and disorder described herein to a subject in need thereof.

[0103] A therapeutically effective amount can be readily determined by the attending diagnostician, as one skilled in the art, by the use of conventional techniques. The effective dose will vary depending upon a number of factors, including the type and extent of progression of the disease or disorder, the overall health status of the particular patient, the relative biological efficacy of the compound selected, the formulation of the active agent with appropriate excipients, and the route of administration. Typically, the compounds are administered at lower dosage levels, with a gradual increase until the desired effect is achieved.

[0104] Typical dose ranges are from about 0.01 mg/kg to about 100 mg/kg of body weight per day, with a preferred dose from about 0.01 mg/kg to 10 mg/kg of body weight per day. A preferred daily dose for adult humans includes about 25, 50, 100 and 200 mg, and an equivalent dose in a human child. The compounds may be administered in one or more unit dose forms. The unit dose ranges from about 1 to about 500 mg administered one to four times a day, preferably from about 10 mg to about 300 mg, two times a day. In an alternate method of describing an effective dose, an oral unit dose is one that is necessary to achieve a blood serum level of about 0.05 to 20 µg/ml in a subject, and preferably about 1 to 20 µg/ml.

[0105] The compounds of the present invention may be formulated into pharmaceutical compositions by admixture with one or more pharmaceutically acceptable excipients. The excipients are selected on the basis of the chosen route of administration and standard pharmaceutical practice, as described, for example, in Remington: The Science and Practice of Pharmacy, 20th ed.; Gennaro, A. R., Ed.; Lippincott Williams & Wilkins: Philadelphia, PA, 2000. The com-

positions may be formulated to control and/or delay the release of the active agent(s), as in fast-dissolve, modified-release, or sustained-release formulations. Such controlled-release, or extended-release compositions may utilize, for example biocompatible, biodegradable lactide polymers, lactide/glycolide copolymers, polyoxyethylene-polyoxypropylene copolymers, or other solid or semisolid polymeric matrices known in the art.

[0106] The compositions can be prepared for administration by oral means; parenteral means, including intravenous, intramuscular, and subcutaneous routes; topical or transdermal means; transmucosal means, including rectal, vaginal, sublingual and buccal routes; ophthalmic means; or inhalation means. Preferably the compositions are prepared for oral administration, particularly in the form of tablets, capsules or syrups; for parenteral administration, particularly in the form of liquid solutions, suspensions or emulsions; for intranasal administration, particularly in the form of powders, nasal drops, or aerosols; or for topical administration, such as creams, ointments, solutions, suspensions aerosols, powders and the like.

[0107] For oral administration, the tablets, pills, powders, capsules, troches and the like can contain one or more of the following: diluents or fillers such as starch, or cellulose; binders such as microcrystalline cellulose, gelatins, or polyvinylpyrrolidones; disintegrants such as starch or cellulose derivatives; lubricants such as talc or magnesium stearate; glidants such as colloidal silicon dioxide; sweetening agents such as sucrose or saccharin; or flavoring agents such as peppermint or cherry flavoring. Capsules may contain any of the afore listed excipients, and may additionally contain a semi-solid or liquid carrier, such as a polyethylene glycol. The solid oral dosage forms may have coatings of sugar, shellac, or enteric agents. Liquid preparations may be in the form of aqueous or oily suspensions, solutions, emulsions, syrups, elixirs, etc., or may be presented as a dry product for reconstitution with water or other suitable vehicle before use. Such liquid preparations may contain conventional additives such as surfactants, suspending agents, emulsifying agents, diluents, sweetening and flavoring agents, dyes and preservatives.

[0108] The compositions may also be administered parenterally. The pharmaceutical forms acceptable for injectable use include, for example, sterile aqueous solutions, or suspensions. Aqueous carriers include mixtures of alcohols and water, buffered media, and the like. Nonaqueous solvents include alcohols and glycols, such as ethanol, and polyethylene glycols; oils, such as vegetable oils; fatty acids and fatty acid esters, and the like. Other components can be added including surfactants; such as hydroxypropylcellulose; isotonic agents, such as sodium chloride; fluid and nutrient replenishers; electrolyte replenishers; agents which control the release of the active compounds, such as aluminum monostearate, and various co-polymers; antibacterial agents, such as chlorobutanol, or phenol; buffers, and the like. The parenteral preparations can be enclosed in ampules, disposable syringes or multiple dose vials. Other potentially useful parenteral delivery systems for the active compounds include ethylene-vinyl acetate copolymer particles, osmotic pumps, implantable infusion systems, and liposomes.

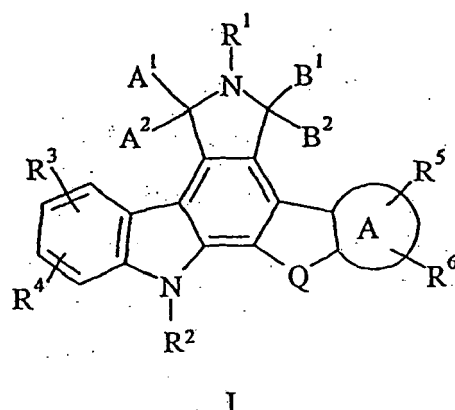
[0109] Other possible modes of administration include formulations for inhalation, which include such means as dry powder, aerosol, or drops. They may be aqueous solutions containing, for example, polyoxyethylene-9-lauryl ether, glycocholate and deoxycholate, or oily solutions for administration in the form of nasal drops, or as a gel to be applied intranasally. Formulations for topical use are in the form of an ointment, cream, or gel. Typically these forms include a carrier, such as petrolatum, lanolin, stearyl alcohol, polyethylene glycols, or their combinations, and either an emulsifying agent, such as sodium lauryl sulfate, or a gelling agent, such as tragacanth. Formulations suitable for transdermal administration can be presented as discrete patches, as in a reservoir or microreservoir system, adhesive diffusion-controlled system or a matrix dispersion-type system. Formulations for buccal administration include, for example lozenges or pastilles and may also include a flavored base, such as sucrose or acacia, and other excipients such as glycocholate. Formulation suitable for rectal administration are preferably presented as unit-dose suppositories, with a solid based carrier, such as cocoa butter, and may include a salicylate.

[0110] As those skilled in the art will appreciate, numerous modifications and variations of the present invention are possible in light of the above teachings. It is therefore understood that within the scope of the appended claims, the invention may be practiced otherwise than as specifically described herein, and the scope of the invention is intended to encompass all such variations.

Aspects of the present invention include:

[0111]

1. A compound of Formula I:



wherein:

ring A together with the carbon atoms to which it is attached, is selected from:

- (a) a phenylene ring in which from 0 to 3 carbon atoms may be replaced by nitrogen atoms; and
- (b) a 5-membered aromatic ring in which from 1 to 2 carbon atoms may be replaced by nitrogen atoms;

A¹ and A² are independently selected from H, H; and a group wherein A¹ and A² together form a moiety selected from =O;

B¹ and B² are independently selected from H, H; and a group wherein B¹ and B² together form a moiety selected from =O;

provided that at least one of the pairs A¹ and A², or B¹ and B² forms =O;

R¹ is H or optionally substituted alkyl, wherein said optional substituents are one to three R¹⁰ groups;

R² is selected from H, C(=O)R^{2a}, C(=O)NR^{2c}R^{2d}, SO₂R^{2b}, CO₂R^{2b}, optionally substituted alkyl, optionally substituted alkenyl, optionally substituted alkynyl, optionally substituted cycloalkyl, and optionally substituted heterocycloalkyl, wherein said optional substituents are one to three R¹⁰ groups;

R^{2a} is selected from optionally substituted alkyl, optionally substituted aryl, OR^{2b}, NR^{2c}R^{2d}, (CH₂)_pNR^{2c}R^{2d}, and O(CH₂)_pNR^{2c}R^{2d}, wherein said optional substituents are one to three R¹⁰ groups;

R^{2b} is selected from H and optionally substituted alkyl, wherein said optional substituents are one to three R¹⁰ groups;

R^{2c} and R^{2d} are each independently selected from H and optionally substituted alkyl, or together with the nitrogen to which they are attached form an optionally substituted heterocycloalkyl, wherein said optional substituents are one to three R¹⁰ groups;

at least one of R³, R⁴, R⁵, and R⁶ is selected from OR¹⁴, C(=O)R²², CH=NR²⁶, NR¹¹C(=O)R²⁰, NR¹¹C(=O)OR¹⁵, OC(=O)R²⁰, OC(=O)NR¹¹R²⁰, O-(alkylene)-R²⁴, Z¹-(alkylene)-R²³, wherein Z¹ is selected from CO₂, O₂C, C(=O), NR¹¹, NR¹¹C(=O), and NR¹¹C(=O)O; and (alkylene)-Z²-(alkylene)-R²³, wherein Z² is selected from O, S(O)_y, C(=O)NR¹¹, NR¹¹C(=O), NR¹¹C(=O)NR¹¹, OC(=O)NR¹¹, NR¹¹C(=O)O, wherein said alkylene groups are optionally substituted with one to three R¹⁰ groups;

the other R³, R⁴, R⁵, or R⁶ moieties can be selected independently from H, R¹⁰, optionally substituted alkyl, optionally substituted alkenyl, and optionally substituted alkynyl, wherein said optional substituents are one to three R¹⁰ groups;

Q is selected from an optionally substituted C₁₋₂ alkylene, wherein said optional substituents are one to three R¹⁰ groups;

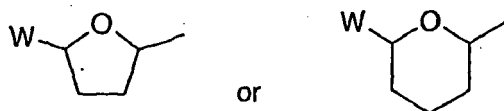
R¹⁰ is selected from alkyl, cycloalkyl, spirocycloalkyl, aryl, heteroaryl, heterocycloalkyl, arylalkoxy, F, Cl, Br, I, CN, CF₃, NR^{27A}R^{27B}, NO₂, OR²⁵, OCF₃, =O, =NR²⁵, =N-OR²⁵, =N-N(R²⁵)₂, OC(=O)R²⁵, OC(=O)NHR¹¹, O-Si(R¹⁶)₄, O-tetrahydropyranyl, ethylene oxide, NR¹⁶C(=O)R²⁵, NR¹⁶CO₂R²⁵, NR¹⁶C(=O)NR^{27A}R^{27B}, NHC(=NH)NH₂, NR¹⁶S(O)₂R²⁵, S(O)_yR²⁵, CO₂R²⁵, C(=O)NR^{27A}R^{27B}, C(=O)R²⁵, CH₂OR²⁵, (CH₂)_pOR²⁵, CH=NNR^{27A}R^{27B}, CH=NOR²⁵, CH=NR²⁵, CH=NNHCH(N=NH)NH₂, S(=O)₂NR^{27A}R^{27B}, P(=O)(OR²⁵)₂, OR¹³, and a monosaccharide wherein each hydroxyl group of the monosaccharide is independently either unsubstituted or is replaced by H, alkyl, alkylcarbonyloxy, or alkoxy;

R¹¹ is selected from H and optionally substituted alkyl, wherein said optional substituents are one to three R¹⁰ groups;

- R¹² is selected from optionally substituted alkyl, optionally substituted aryl, and optionally substituted heteroaryl, wherein said optional substituents are one to three R¹⁰ groups;
- R¹³ is the residue of an amino acid after the removal of the hydroxyl moiety from the carboxyl group thereof;
- R¹⁴ is optionally substituted heteroaryl, wherein said optional substituents is one to three R¹⁰ groups;
- 5 R¹⁵ is optionally substituted alkyl, wherein said optional substituents is one to three R¹⁰ groups;
- R¹⁶ is H or alkyl;
- R¹⁷ is selected from optionally substituted alkyl, optionally substituted aryl, optionally substituted heteroaryl, optionally substituted cycloalkyl, and optionally substituted heterocycloalkyl, wherein said optional substituents are one to three R¹⁰ groups;
- 10 R¹⁸ is selected from H, optionally substituted alkyl, optionally substituted aryl, optionally substituted heteroaryl, optionally substituted cycloalkyl, and optionally substituted heterocycloalkyl, wherein said optional substituents are one to three R¹⁰ groups;
- R¹⁹ is selected from optionally substituted cycloalkyl, optionally substituted heterocycloalkyl, and optionally substituted heteroaryl, wherein said optional substituents are one to three R¹⁰ groups;
- 15 R²⁰ is selected from optionally substituted aryl, optionally substituted heteroaryl, optionally substituted cycloalkyl, and optionally substituted heterocycloalkyl, wherein said optional substituents are one to three R¹⁰ groups;
- R²¹ is selected from H, optionally substituted alkyl, optionally substituted alkenyl, optionally substituted alkynyl, optionally substituted aryl, optionally substituted arylalkyl, optionally substituted heteroaryl, optionally substituted cycloalkyl, and optionally substituted heterocycloalkyl, wherein said optional substituents are one to three R¹⁰ groups;
- 20 R²² is selected from optionally substituted aryl, and optionally substituted heteroaryl, wherein said optional substituents are one to three R¹⁰ groups;
- R²³ is selected from optionally substituted alkenyl, optionally substituted alkynyl, optionally substituted aryl, optionally substituted heteroaryl, optionally substituted cycloalkyl, optionally substituted heterocycloalkyl, OR²¹, O(CH₂)_pOR²¹, (CH₂)_pOR²¹, SR¹⁸, SOR¹⁷, SO₂R¹⁸, CN, N(R²⁰)₂, CHOH(CH₂)_pN(R¹¹)₂, C(=O)N(R¹⁸)₂, NR¹⁸C(=O)R¹⁸, NR¹⁸C(=O)N(R¹⁸)₂, C(=NR¹⁸)OR¹⁸, C(R¹²)=NOR¹⁸, NHOR²¹, NR¹⁸C(=NR¹⁸)N(R¹⁸)₂, NHCN, CONR¹⁸OR¹⁸, CO₂R¹⁸, OCOR¹⁷, OC(=O)N(R¹⁸)₂, NR¹⁸C(=O)OR¹⁷, and C(=O)R¹⁸, wherein said optional substituents are one to three R¹⁰ groups;
- 25 R²⁴ is selected from optionally substituted alkenyl, optionally substituted aryl, optionally substituted heteroaryl, optionally substituted cycloalkyl, optionally substituted heterocycloalkyl, CN, OR²¹, O(CH₂)_pOR²¹, (CH₂)_pOR²¹, SR¹⁹, SOR¹⁷, SO₂R¹⁸, N(R¹⁸)₂, CHOH(CH₂)_pN(R¹¹)₂, NR¹⁸C(=O)R¹⁸, NR¹⁸C(=O)N(R¹⁸)₂, C(=NR¹⁸)OR¹⁸, NHOR²¹, ¹⁸C(=NR¹⁸)N(R¹⁸)₂, NHCN, C(=O)N(R¹⁸)₂, C(=O)NR^{27A}R^{27B}, C(=O)NR¹¹R²⁸, C(=O)NR¹⁸OR¹⁸, C(=O)NR¹¹N(R¹¹)₂, C(=O)NR¹¹(alkylene)NR^{27A}R^{27B}, CO₂R¹⁸, OCOR¹⁷, OC(=O)N(R¹⁸)₂, NR¹⁸C(=O)OR¹⁷, C(=O)NR¹¹R¹⁸ and C(=O)R¹⁸, wherein said optional substituents are one to three R¹⁰ groups;
- 30 R²⁵ is H, alkyl, aryl, heteroaryl, cycloalkyl, or heterocycloalkyl;
- R²⁶ is selected from optionally substituted cycloalkyl and optionally substituted heterocycloalkyl, wherein said optional substituents are one to three R¹⁰ groups;
- 35 R^{27A} and R^{27B} are each independently selected from H and alkyl, or together with the nitrogen to which they are attached form an optionally substituted heterocycloalkyl, wherein said optional substituents are selected from alkyl, aryl and heteroaryl;
- 40 R²⁸ is optionally substituted arylalkyl, wherein said optional substituent is one to three R¹⁰ groups;
- p is independently selected from 1, 2, 3, and 4;
- 45 y is independently selected from 0, 1 and 2; and

provided that:

when A¹, A² is =O; B¹, B² are independently H or OH, or B¹, B² combine to form =O; rings A and B are each phenylene; Q is CH-R^a; and one of R² or R^a is H and the other is optionally substituted



wherein W is optionally substituted C₁ alkyl, or NR^{27A}R^{27B}; then any of R³, R⁴, R⁵, and R⁶ cannot include OR¹⁴ or O-(alkylene)-R²⁴; and

a stereoisomer or a pharmaceutically acceptable salt form thereof.

Aspect 2. The compound of Aspect 1 wherein ring A is a phenylene.

Aspect 3. The compound of Aspect 1 wherein ring A is a 5-membered aromatic ring containing one or two nitrogen atoms.

Aspect 4. The compound of Aspect 3 wherein ring A is a pyrazolylene.

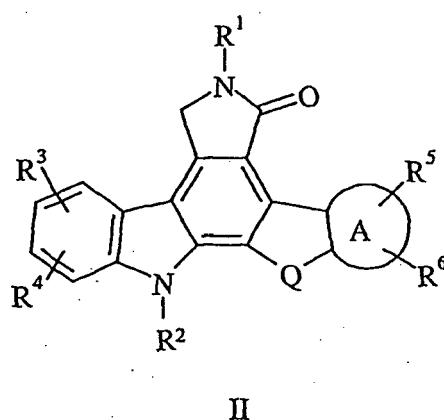
Aspect 5. The compound of Aspect 1 wherein R¹ is H or alkyl.

Aspect 6. The compound of Aspect 1 wherein R² is H, optionally substituted alkyl, optionally substituted alkenyl, optionally substituted alkynyl, or optionally substituted cycloalkyl.

Aspect 7. The compound of Aspect 6 wherein R² is H or optionally substituted alkyl. Aspect 8. The compound of Aspect 1 wherein at least one of R³, R⁴, R⁵, and R⁶ is OR¹⁴, C(=O)R²², NR¹¹C(=O)R²⁰, NR¹¹C(=O)OR¹⁵, OC(=O)R²⁰, or OC(=O)NR¹¹R²⁰.

Aspect 9. The compound of Aspect 1 wherein R¹⁴ is benzoxazolyl, benzothiazolyl, pyrimidyl, pyrazinyl or triazinyl; R²² is a 5-membered heteroaryl group; R²⁰ is heterocycloalkyl or heteroaryl; R²³ is heteroaryl or heterocycloalkyl; R²⁴ is heteroaryl; and R²⁶ is heterocycloalkyl, wherein each of said R¹⁴, R²², R²⁰, R²³, R²⁴ and R²⁶ moieties is optionally substituted with 1 to 3 R¹⁰ groups.

Aspect 10. The compound of Aspect 1 having a structure of Formula II:

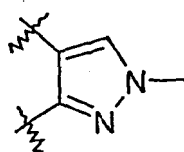


Aspect 11. The compound of Aspect 10 wherein R² is H, C(=O)R^{2a}, C(=O)NR^{2c}R^{2d}, SO₂R^{2b}, CO₂R^{2b}, optionally substituted alkyl, optionally substituted alkenyl, optionally substituted alkynyl, or optionally substituted cycloalkyl.

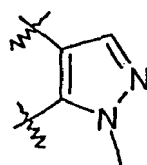
Aspect 12. The compound of Aspect 10 wherein ring A is a phenylene.

Aspect 13. The compound of Aspect 10 wherein ring A is a pyrazolylene.

Aspect 14. The compound of Aspect 13 wherein ring A is



Aspect 15. The compound of Aspect 13 wherein ring A is

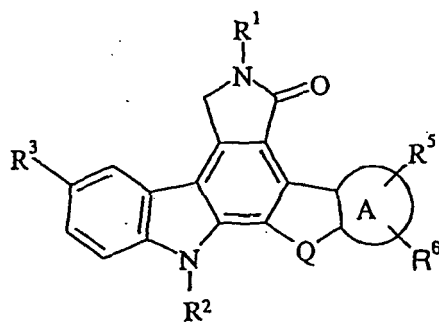


Aspect 16. The compound of Aspect 10 wherein R^1 is H or alkyl.

Aspect 17. The compound of Aspect 10 wherein Q is CH_2CH_2 .

Aspect 18. The compound of Aspect 10 wherein at least one of R^3 , R^4 , R^5 , and R^6 is OR^{14} , wherein R^{14} is benzoxazole, benzothiazole, pyrimidine, pyrazine or triazine; $C(=O)R^{22}$, wherein R^{22} is a 5-membered heteroaryl group; $NR^{11}C(=O)R^{20}$, wherein R^{20} is heteroaryl; $NR^{11}C(=O)OR^{15}$; $OC(=O)R^{20}$, wherein R^{20} is heterocycloalkyl; or $OC(=O)NR^{11}R^{20}$, wherein R^{20} is cycloalkyl, wherein each of said R^{14} , R^{22} , and R^{20} moieties is optionally substituted with 1 to 3 R^{10} groups.

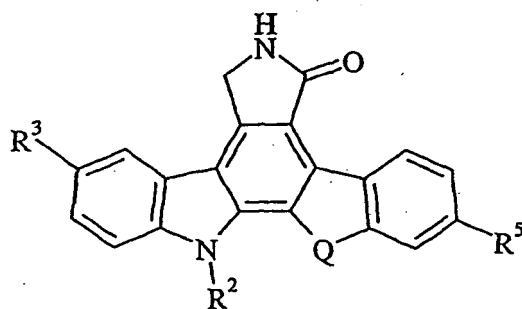
Aspect 19. The compound of Aspect 10 having a structure of Formula III:



III

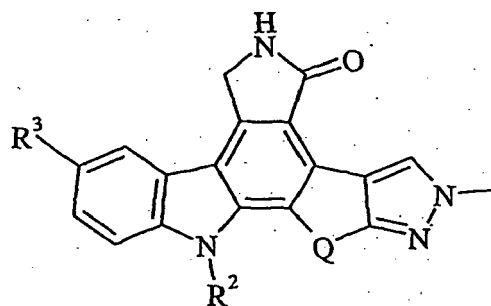
wherein ring A is a phenylene or a pyrazolylene, and R^1 is H or alkyl.

Aspect 20. The compound of Aspect 19 having a structure of Formula IV:



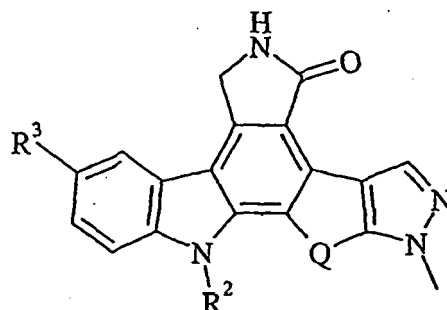
IV

Aspect 21. The compound of Aspect 19 having a structure of Formula V:



V.

Aspect 22. The compound of Aspect 19 having Formula VI:



VI.

Aspect 23. The compound of Aspect 20, 21, or 22 wherein R^2 is H, $C(=O)R^{2a}$, $C(=O)NR^{2c}R^{2d}$, SO_2R^{2b} , CO_2R^{2b} , optionally substituted alkyl, optionally substituted alkenyl, optionally substituted alkynyl, or optionally substituted cycloalkyl.

Aspect 24. The compound of Aspect 23 wherein R^2 is H or optionally substituted alkyl.

Aspect 25. The compound of Aspect 20, 21, or 22 wherein at least one of R^3 , R^4 , R^5 , and R^6 is OR^{14} , wherein R^{14} is benzoxazole, benzothiazole, pyrimidine, pyrazine or triazine; $C(=O)R^{22}$, wherein R^{22} is a 5-membered heteroaryl group; $NR^{11}C(=O)R^{20}$,

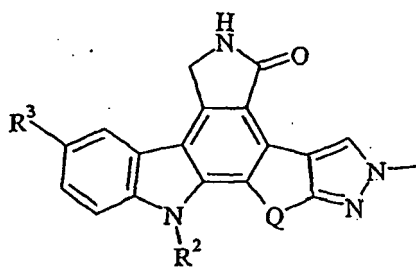
wherein R^{20} is heteroaryl; $NR^{11}C(=O)OR^{15}$; $OC(=O)R^{20}$, wherein R^{20} is heterocycloalkyl; or $OC(=O)NR^{11}R^{20}$, wherein R^{20} is cycloalkyl, wherein each of said R^{14} , R^{22} and R^{20} moieties is optionally substituted with 1 to 3 R^{10} groups.

Aspect 26. The compound of Aspect 25 wherein Q is CH_2CH_2 and R^2 is H or optionally substituted alkyl.

Aspect 27. The compound of Aspect wherein the compounds are selected in accordance with Table 1.

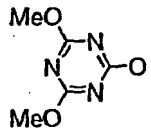
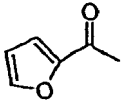
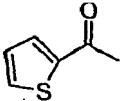
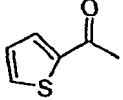
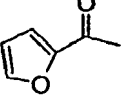
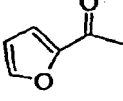
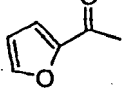
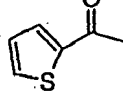
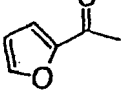
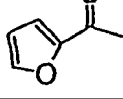
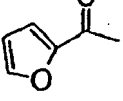
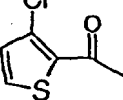
Aspect 28. The compound of Aspect 1 wherein the compounds are selected in accordance with Table 2.

Aspect 29. The compound of Aspect 28 wherein the compounds are selected in accordance with the following table:

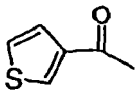
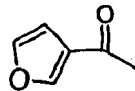
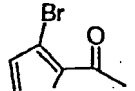
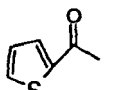
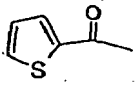
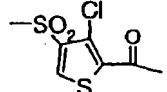
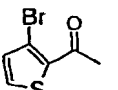
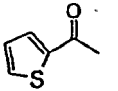
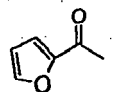
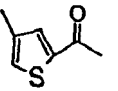
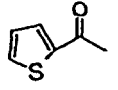
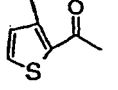
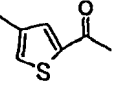


R ³	R ²	Q
	H	CH ₂ CH ₂
	CH ₂ CH ₃	CH ₂ CH ₂
	CH ₃	CH ₂ CH ₂
		CH ₂ CH ₂
	H	CH ₂ CH ₂
	CH ₂ CH ₂ CH ₂ CH ₃	CH ₂ CH ₂
	CH(CH ₃) ₂	CH ₂ CH ₂
		CH ₂ CH ₂
	R ¹ , R ² =	CH ₂ CH ₂
	CH ₂ CH(CH ₃) ₂	CH ₂ CH ₂
	CH ₂ CH ₃	CH ₂ CH ₂

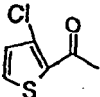
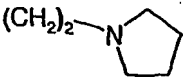
(continued)

R^3	R^2	Q
	$CH_2CH(CH_3)_2$	CH_2CH_2
	CH_2CH_3	CH_2CH_2
	H	CH_2CH_2
	CH_2CH_3	CH_2CH_2
	H	CH_2CH_2
	$CH_2CH_2CH_3$	CH_2CH_2
	$CH_2CH(CH_3)_2$	CH_2CH_2
	$CH_2CH(CH_3)_2$	CH_2CH_2
	$CH_2CH=CH_2$	CH_2CH_2
	CH_2COOEt	CH_2CH_2
	CH_2COOH	CH_2CH_2
	$CH_2CH(CH_3)_2$	CH_2CH_2

(continued)

R^3	R^2	Q
	$CH_2CH(CH_3)_2$	CH_2CH_2
	$CH_2CH(CH_3)_2$	CH_2CH_2
	$CH_2CH(CH_3)_2$	CH_2CH_2
	$CH_2CH_2CH_3$	CH_2CH_2
	$CH(CH_3)_2$	CH_2CH_2
	$CH_2CH(CH_3)_2$	CH_2CH_2
	$CH_2CH_2NMe_2$	CH_2CH_2
	$(CH_2)_2-N$ (cyclopentyl)	CH_2CH_2
	$(CH_2)_2-N$ (cyclopentyl)	CH_2CH_2
	$CH_2CH(CH_3)_2$	CH_2CH_2
	$(CH_2)_6-N$ (cyclopentyl)	CH_2CH_2
	$(CH_2)_2-N$ (cyclopentyl)	CH_2CH_2
	$(CH_2)_2-N$ (cyclopentyl)	CH_2CH_2

(continued)

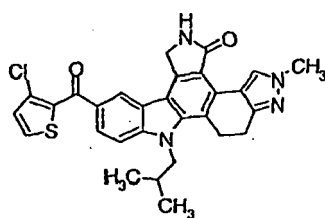
R ³	R ²	Q
		CH ₂ CH ₂

Aspect, 30. The compound of Aspect 1 wherein the compounds are selected in accordance with Table 3.

Aspect 31. The compound of Aspect 1 wherein the compounds are selected in accordance with Table 4.

Aspect 32. The compound of Aspect 1 wherein the compounds are selected in accordance with Table 5.

Aspect 33. The compound of Aspect 1 wherein the compound is



Aspect 34. A pharmaceutical composition comprising a compound of Aspect 1 and at least one pharmaceutically acceptable excipient.

Aspect 35. A method for treating a prostate disorder comprising administering to a subject in need of such treatment a therapeutically effective amount of a compound of Aspect 1.

Aspect 36. The method of Aspect 35 wherein the prostate disorder is prostate cancer or benign prostate hyperplasia.

Aspect 37. A method for treating an angiogenic disorder comprising administering to a subject in need of such treatment a therapeutically effective amount of a compound of Aspect 1.

Aspect 38. The method of Aspect 37 wherein the angiogenic disorder is selected from the group consisting of cancer of solid tumors, hematologic tumors, macular degeneration, retinopathy of prematurity, diabetic retinopathy, rheumatoid arthritis, psoriasis, endometriosis, and restenosis.

Aspect 39. A method for treating a pathological disorder comprising administering to a subject in need of such treatment a therapeutically effective amount of a compound of Aspect 1.

Aspect 40. The method of Aspect 39 wherein the pathological disorder is selected from the group consisting of neoplasia, chronic arthritis, pulmonary fibrosis, myelofibrosis, abnormal wound healing, and atherosclerosis.

Aspect 41. A method for treating a neurodegenerative disease or disorder, comprising administering to a subject in need of such treatment a therapeutically effective amount of a compound of Aspect 1.

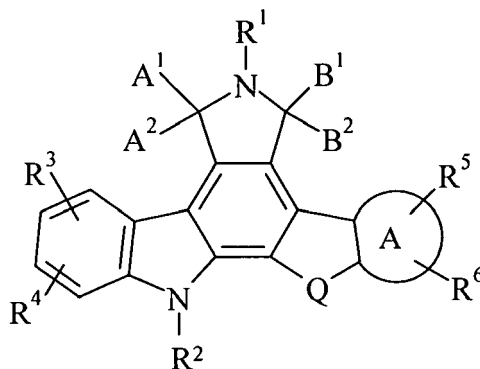
Aspect 42. The method of Aspect 41 wherein the neurodegenerative disease or disorder is Alzheimer's disease, amyotrophic lateral sclerosis, Parkinson's disease, stroke, ischemia, Huntington's disease, AIDS dementia, epilepsy, multiple sclerosis, peripheral neuropathy, chemotherapy induced peripheral neuropathy, AIDS related peripheral neuropathy or injury of the brain or spinal cord

Aspect 43. A method for treating multiple myeloma or leukemia comprising administering to a subject in need of such treatment a therapeutically effective amount of a compound of Aspect 1.

Aspect 44. The method of Aspect 43 wherein the leukemia is acute myelogenous leukemia, chronic myelogenous leukemia, acute lymphocytic leukemia, or chronic lymphocytic leukemia.

Claims

1. A fused pyrrolocarbazole compound of Formula I:



I

or a stereoisomer or a pharmaceutically acceptable salt thereof wherein:

ring A together with the carbon atoms to which it is attached, is a phenylene ring in which from 1 to 3 carbon atoms may be replaced by nitrogen atoms;

A¹ and A² are independently selected from H, H; and a group wherein A¹ and together form a moiety selected from =O;

B¹ and B² are independently selected from H, H; and a group wherein B¹ and B² together form a moiety selected from =O;

provided that at least one of the pairs A¹ and A², or B¹ and B² forms =O;

R¹ is H or optionally substituted alkyl, wherein said optional substituents are one to three R¹⁰ groups;

R² is selected from H, C(=O)R²ᵃ, C(=O)NR²ᶜR²ᵈ, SO₂R²ᵇ, CO₂R²ᵇ, optionally substituted C₁₋₆ alkyl, optionally substituted C₂₋₆ alkenyl, optionally substituted C₂₋₆ alkynyl, optionally substituted C₃₋₁₀ cycloalkyl and optionally substituted 3-10 membered heterocycloalkyl containing at least one heteroatom such as -O-, -S- or -N-, wherein said optional substituents are one to three R¹⁰ groups;

R²ᵃ is selected from optionally substituted C₁₋₆ alkyl, optionally substituted C₆₋₁₀ aryl, OR²ᵇ, NR²ᶜR²ᵈ, (CH₂)ₚNR²ᶜR²ᵈ, and O(CH₂)ₚNR²ᶜR²ᵈ, wherein said optional substituents are one to three R¹ groups;

R²ᵇ is selected from H and optionally substituted C₁₋₆ alkyl, wherein said optional substituents are one to three R¹⁰ groups;

R²ᶜ and R²ᵈ are each independently selected from H and optionally substituted C₁₋₆ alkyl, or together with the nitrogen to which they are attached form an optionally substituted 3-13 membered heterocycloalkyl, wherein said optional substituents are one to three R¹⁰ groups;

at least one of R³, R⁴, R⁵, and R⁶ is selected from the group consisting of OR¹⁴; C(=O)R²²; CH=NR²⁶; NR¹¹C(=O)R²⁰; NR¹¹C(=O)OR¹⁵; OC(=O)R²⁰; OC(=O)NR¹¹R²⁰; O-(C₁₋₆ alkylene)-R²⁴; Z¹-(C₁₋₆ alkylene)-R²³, wherein Z¹ is selected from CO₂, O₂C, C(=O), NR¹¹C(=O), and NR¹¹C(=O)O; and (C₁₋₆ alkylene)-Z²-(C₁₋₆ alkylene)-R²³, wherein Z² is selected from O, S(O)ᵧ, C(=O)NR¹¹, NR¹¹C(=O), NR¹¹C(=O)NR¹¹, OC(=O)NR¹¹ and NR¹¹C(=O)O,

wherein said alkylene groups are optionally substituted with one to three R¹⁰ groups; the other R³, R⁴, R⁵, and R⁶ moieties can be independently selected from the group consisting of H, R¹⁰, optionally substituted C₁₋₆ alkyl, optionally substituted C₂₋₆ alkenyl and optionally substituted C₂₋₆ alkynyl, wherein said optional substituents are one to three R¹⁰ groups;

Q is selected from an optionally substituted C₁₋₂ alkylene, wherein said optional substituents are one to three R¹⁰ groups;

R¹⁰ is selected from C₁₋₆ alkyl, C₃₋₁₀ cycloalkyl, C₃₋₁₀ spirocycloalkyl, C₆₋₁₀ aryl, 5-10 membered heteroaryl containing at least one heteroatom such as -O-, -S- or -N-, 3-10 membered heterocycloalkyl containing at least one heteroatom such as -O-, -S- or -N-, C₆₋₁₀ arylalkoxy, F, Cl, Br, I, CN, CF₃, NR²⁷AR²⁷B, NO₂, OR²⁵, OCF₃, =O, =NR²⁵, =N-OR²⁵, =N-N(R²⁵)₂, OC(=O)NHR¹¹, O-Si(R¹⁶)₄, O-tetrahydropyranyl, ethylene oxide, NR¹⁶C(=O)R²⁵, NR¹⁶CO₂R²⁵, NR¹⁶C(=O)NR²⁷AR²⁷B, NHC(=NH)NH₂, NR¹⁶S(O)₂R²⁵, S(O)ᵧR²⁵, CO₂R²⁵, C(=O)NR²⁷AR²⁷B, C(=O)R²⁵, CH₂OR²⁵, (CH₂)ₚOR²⁵, CH=NNR²⁷AR²⁷B, CH=NOR²⁵, CH=NR²⁵, CH=NNH-CH(N=NH)NH₂, S(=O)₂NR²⁷AR²⁷B, P(=O)(OR²⁵)₂, OR¹³, and a monosaccharide wherein each hydroxyl group of the monosaccharide is independently either unsubstituted or is replaced by H, C₁₋₆ alkyl, C₁₋₆

alkylcarbonyloxy, or C₁₋₆ alkoxy;

R¹¹ is selected from H and optionally substituted C₁₋₆ alkyl, wherein said optional substituents are one to three R¹⁰ groups;

R¹² is selected from optionally substituted C₁₋₆ alkyl, optionally substituted C₆₋₁₀ aryl, and optionally substituted 5-10 membered heteroaryl, containing at least one heteroatom such as -O-, -S- or -N-, wherein said optional substituents are one to three R¹⁰ groups;

R¹³ is the residue of an amino acid after the removal of the hydroxyl moiety from the carboxyl group thereof;

R¹⁴ is a substituted 5-10 membered heteroaryl containing at least one heteroatom such as -O-, -S- or -N-, wherein said substituents is one to three R¹⁰ groups;

R¹⁵ is optionally substituted C₁₋₆ alkyl, wherein said optional substituents is one to three R¹⁰ groups;

R¹⁶ is H or C₁₋₆ alkyl;

R¹⁷ is selected from optionally substituted C₁₋₆ alkyl, optionally substituted C₆₋₁₀ aryl, optionally substituted 5-10 membered heteroaryl containing at least one heteroatom such as -O-, -S- or -N-, optionally substituted C₃₋₁₀ cycloalkyl, and optionally substituted 3-10 membered heterocycloalkyl containing at least one heteroatom such as -O-, -S- or -N-, wherein said optional substituents are one to three R¹⁰ groups;

R¹⁸ is selected from H, optionally substituted C₁₋₆ alkyl, optionally substituted C₆₋₁₀ aryl, optionally substituted 5-10 membered heteroaryl, containing at least one heteroatom such as -O-, -S- or -N-, optionally substituted C₃₋₁₀ cycloalkyl, and optionally substituted 3-10 membered heterocycloalkyl, containing at least one heteroatom such as -O-, -S- or -N-, wherein said optional substituents are one to three R¹⁰ groups;

R¹⁹ is selected from optionally substituted C₃₋₁₀ cycloalkyl, optionally substituted 3-10 membered heterocycloalkyl, containing at least one heteroatom such as -O-, -S- or -N-, and optionally substituted 5-10 membered heteroaryl, containing at least one heteroatom such as -O-, -S- or -N-, wherein said optional substituents are one to three R¹⁰ groups;

R²⁰ is selected from substituted C₆₋₁₀ aryl, substituted 5-10 membered heteroaryl containing at least one heteroatom such as -O-, -S- or -N-, optionally substituted C₃₋₁₀ cycloalkyl, and optionally substituted 3-10 membered heterocycloalkyl containing at least one heteroatom such as -O-, -S- or -N-, wherein said substituents are one to three R¹⁰ groups;

R²¹ is selected from substituted C₁₋₆ alkyl, optionally substituted C₂₋₆ alkenyl, optionally substituted C₂₋₆ alkynyl, substituted C₆₋₁₀ aryl, substituted C₇₋₁₀ arylalkyl, substituted 5-10 membered heteroaryl containing at least one heteroatom such as -O-, -S- or -N-, optionally substituted C₃₋₁₀ cycloalkyl, and optionally substituted 3-10 membered heterocycloalkyl containing at least one heteroatom such as -O-, -S- or -N-, wherein said substituents are one to three R¹⁰ groups;

R²² is a substituted C₆₋₁₀ aryl, substituted 5-10 membered heteroaryl containing at least one heteroatom such as -O-, -S- or -N-, wherein said substituents are one to three R¹⁰ groups;

R²³ is selected from optionally substituted C₂₋₆ alkenyl, optionally substituted C₂₋₆ alkynyl, optionally substituted C₆₋₁₀ aryl, optionally substituted 5-10 membered heteroaryl, containing at least one heteroatom such as -O-, -S- or -N-, optionally substituted C₃₋₁₀ cycloalkyl, optionally substituted 3-10 membered heterocycloalkyl, containing at least one heteroatom such as -O-, -S- or -N-, OR²¹, O(CH₂)_pOR²¹, (CH₂)_pOR²¹, SR¹⁸, SO¹⁷, SO₂R¹⁸, CN, N(R²⁰)₂, CHOH(CH₂)_pN(R¹¹)₂, C(=O)N(R¹⁸)₂, NR¹⁸C(=O)R¹⁸, NR¹⁸C(=O)N(R¹⁸)₂, C(=NR¹⁸)OR¹⁸, C(R¹²)=NOR¹⁸, NHOR²¹, NR¹⁸C(=NR¹⁸)N(R¹⁸)₂, NHCN, CONR¹⁸OR¹⁸, CO₂R¹⁸, OCOR¹⁷, OC(=O)N(R¹⁸)₂, NR¹⁸C(=O)OR¹⁷, and C(=O)R¹⁸, wherein said optional substituents are one to three R¹⁰ groups;

R²⁴ is selected from optionally substituted alkenyl, optionally substituted C₆₋₁₀ aryl, optionally substituted 5-10 membered heteroaryl, containing at least one heteroatom such as -O-, -S- or -N-, optionally substituted C₃₋₁₀ cycloalkyl, optionally substituted 3-10 membered heterocycloalkyl, containing at least one heteroatom such as -O-, -S- or -N-, CN, OR²¹, O(CH₂)_pOR²¹, (CH₂)_pOR²¹, SR¹⁹, SOR¹⁷, SO₂R¹⁸, CHOH(CH₂)_pN(R¹¹)₂, NR¹⁸C(=O)R¹⁸, NR¹⁸C(=O)N(R¹⁸)₂, C(=NR¹⁸)OR¹⁸, NHOR²¹, NR¹⁸C(=NR¹⁸)N(R¹⁸)₂, NHCN, C(=O)N(R¹⁹)₂, C(=O)NR^{27A}R^{27B}, C(=O)NR¹¹R²⁸, C(=O)NR¹⁸OR¹⁸, C(=O)NR¹¹N(R¹¹)₂, C(=O)NR¹¹(alkylene)NR^{27A}R^{27B}, CO₂R¹⁸, OCOR¹⁷, OC(=O)N(R¹⁸)₂, NR¹⁸C(=O)OR¹⁷, C(=O)NR¹¹R¹⁸ and C(=O)R¹⁸ wherein said optional substituents are one to three R¹⁰ groups;

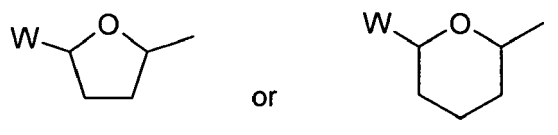
R²⁵ is H, C₁₋₆ alkyl, C₆₋₁₀ aryl, 5-10 membered heteroaryl, containing at least one heteroatom such as -O-, -S- or -N-, C₃₋₁₀ cycloalkyl, or 3-10 membered heterocycloalkyl, containing at least one heteroatom such as -O-, -S- or -N-;

R²⁶ is selected from optionally substituted C₃₋₁₀ cycloalkyl and optionally substituted 3-10 membered heterocycloalkyl, containing at least one heteroatom such as -O-, -S- or -N-, wherein said optional substituents are one to three R¹⁰ groups;

R^{27A} and R^{27B} are each independently selected from H and C₁₋₆ alkyl, or together with the nitrogen to which they are attached form an optionally substituted 3-13 membered heterocycloalkyl, containing at least

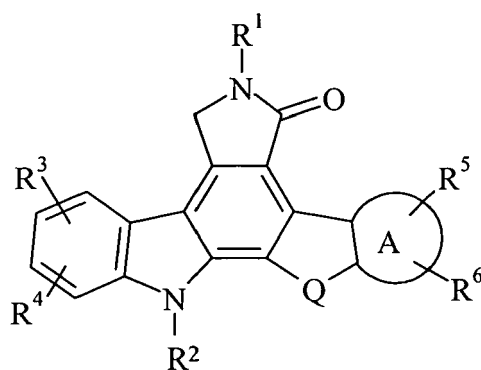
one heteroatom such as -O-, -S- or -N-, wherein said optional substituents are selected from C₁₋₆ alkyl, C₆₋₁₀ aryl and 5-10 membered heteroaryl, containing at least one heteroatom such as -O-, -S- or -N-; R²⁸ is optionally substituted C₇₋₁₈ arylalkyl, wherein said optional substituent is one to three R¹⁰ groups; p is independently selected from 1, 2, 3, and 4; y is independently selected from 0, 1 and 2; and provided that:

when A¹, A² is =O; B¹, B² are independently H, or B¹, B² combine to form =O; ring A is phenylene; Q is CH-R^a; and one of R² or R^a is H and the other is optionally substituted



wherein W is optionally substituted C₁ alkyl, or NR²⁷AR^{27B}; then any of R³, R⁴, R⁵, and R⁶ cannot include OR¹⁴ or O-(alkylene)-R²⁴.

2. The compound of claim 1 or a pharmaceutically acceptable salt thereof wherein Q is -CH₂-CH₂-.
3. The compound of claim 1 or a pharmaceutically acceptable salt thereof wherein R² is H, optionally substituted C₁₋₆ alkyl, optionally substituted C₂₋₆ alkenyl, optionally substituted C₂₋₆ alkynyl, or optionally substituted cycloalkyl.
4. The compound of claim 4 or a pharmaceutically acceptable salt thereof wherein R² is H or optionally substituted alkyl.
5. The compound of claim 1 or a pharmaceutically acceptable salt thereof wherein at least one of R³, R⁴, R⁵, and R⁶ is OR¹⁴; C(=O)R²²; NR¹¹C(=O)R²⁰; NR¹¹C(=O)OR¹⁵; OC(=O)R²⁰; or OC(=O)NR¹¹R²⁰.
6. The compound of claim 1 or a pharmaceutically acceptable salt thereof wherein R¹⁴ is benzoxazolyl, benzothiazolyl, pyrimidyl, pyrazinyl or triazinyl; R²² is a 5-membered heteroaryl group containing at least one heteroatom such as -O-, -S- or -N-; R²⁰ is heterocycloalkyl containing at least one heteroatom such as -O-, -S- or -N-, or heteroaryl containing at least one heteroatom such as -O-, -S- or -N-; R²³ is 5-10 membered heteroaryl containing at least one heteroatom such as -O-, -S- or -N-, or 3-10- membered heterocycloalkyl containing at least one heteroatom such as -O-, -S- or -N-; R²⁴ is 5-10 membered heteroaryl containing at least one heteroatom such as -O-, -S- or -N-; and R²⁶ is 3-10 membered heterocycloalkyl containing at least one heteroatom such as -O-, -S- or -N-, wherein each of said R¹⁴, R²², R²⁰, R²³, R²⁴ and R²⁶ moieties is optionally substituted with 1 to 3 R¹⁰ groups.
7. The compound of claim 1 or a pharmaceutically acceptable salt thereof having a structure of Formula II:



II

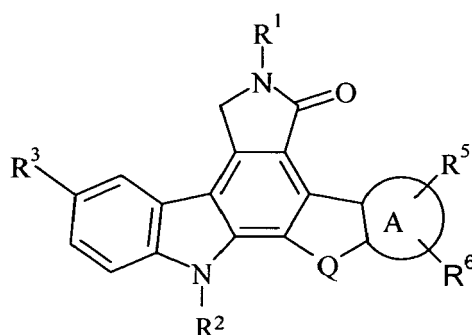
8. The compound of claim 7 or a pharmaceutically acceptable salt thereof wherein R^2 is H, $C(=O)R^{2a}$, $C(=O)NR^{2c}R^{2d}$, SO_2R^{2b} , CO_2R^{2b} , optionally substituted C_{1-6} alkyl, optionally substituted C_{2-6} alkenyl, optionally substituted C_{2-6} alkynyl, or optionally substituted C_{3-10} cycloalkyl.

9. The compound of claim 7 or a pharmaceutically acceptable salt thereof wherein R^1 is H or C_{1-6} alkyl.

10. The compound of claim 7 or a pharmaceutically acceptable salt thereof wherein Q is $-CH_2CH_2-$.

11. The compound of claim 7 or a pharmaceutically acceptable salt thereof wherein at least one of R^3 , R^4 , R^5 , and R^6 is OR^{14} , wherein R^{14} is benzoxazole, benzothiazole, pyrimidine, pyrazine or triazine; $C(=O)R^{22}$, wherein R^{22} is a 5-membered heteroaryl group containing at least one heteroatom such as -O-, -S- or -N-; $NR^{11}C(=O)R^{20}$, wherein R^{20} is 5-10 membered heteroaryl containing at least one heteroatom such as -O-, -S- or -N-; $NR^{11}C(=O)OR^{15}$; $OC(=O)R^{20}$, wherein R^{20} is 3-10 membered heterocycloalkyl containing at least one heteroatom such as -O-, -S- or -N-; or $OC(=O)NR^{11}R^{20}$, wherein R^{20} is C_{3-10} cycloalkyl, wherein each of said R^{14} , R^{22} , and R^{20} moieties is optionally substituted with 1 to 3 R^{10} groups.

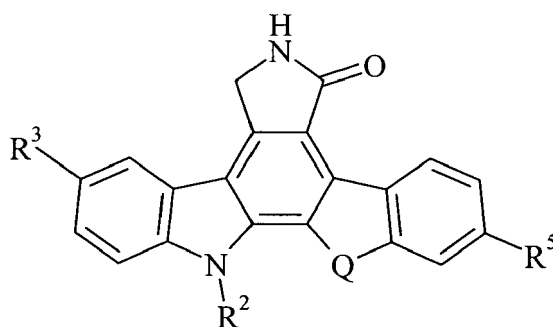
12. The compound of claim 7 or a pharmaceutically acceptable salt thereof having a structure of Formula III:



III

wherein R^1 is H or alkyl.

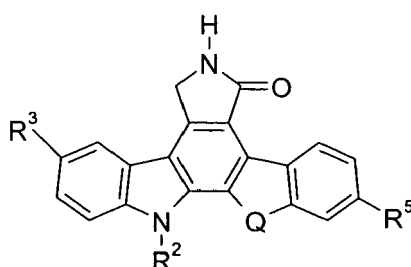
13. The compound of claim 12 or a pharmaceutically acceptable salt thereof having a structure of Formula IV:



IV

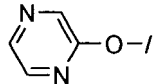
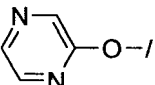
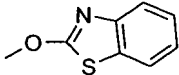
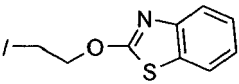
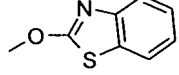
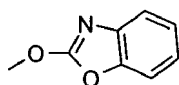
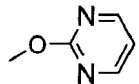
14. The compound of claims 12 or 13 or a pharmaceutically acceptable salt thereof wherein R^2 is H, $C(=O)R^{2a}$, $C(=O)NR^{2c}R^{2d}$, SO_2R^{2b} , CO_2R^{2b} , optionally substituted C_{1-6} alkyl, optionally substituted C_{2-6} alkenyl, optionally substituted C_{2-6} alkynyl, or optionally substituted C_{3-10} cycloalkyl.

15. The compound of claim 14 or a pharmaceutically acceptable salt thereof wherein R^2 is H or optionally substituted C_{1-6} alkyl.
16. The compound of claims 12, 13, or 14 or a pharmaceutically acceptable salt thereof wherein at least one of R^3 , R^4 , R^5 , and R^6 is OR^{14} , wherein R^{14} is benzoxazole, benzothiazole, pyrimidine, pyrazine or triazine; $C(=O)R^{22}$, wherein R^{22} is a 5-membered heteroaryl group containing at least one heteroatom such as -O-, -S- or -N-; $NR^{11}C(=O)R^{20}$, wherein R^{20} is 5-10 membered heteroaryl containing at least one heteroatom such as -O-, -S- or -N-; $NR^{11}C(=O)OR^{15}$; $OC(=O)R^{20}$, wherein R^{20} is 3-10 membered heterocycloalkyl containing at least one heteroatom such as -O-, -S- or -N-; or $OC(=O)NR^{11}R^{20}$, wherein R^{20} is C_{3-10} cycloalkyl, wherein each of said R^{14} , R^{22} , and R^{20} moieties is optionally substituted with 1 to 3 R^{10} groups.
17. The compound of claim 16 or a pharmaceutically acceptable salt thereof wherein Q is $-CH_2CH_2-$ and R^2 is H or optionally substituted C_{1-6} alkyl.
18. The compound of claim 1 or a pharmaceutically acceptable salt thereof wherein the compounds are selected in accordance with the following table:

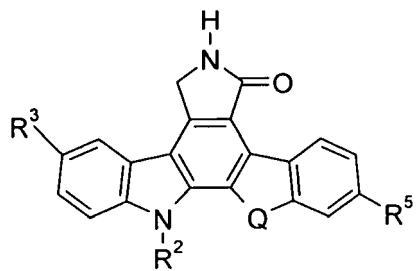


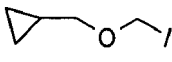
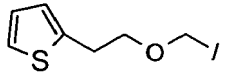
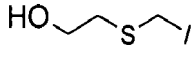
R^3	R^2	Q	R^5
	H	CH_2CH_2	OiPr
	H	CH_2CH_2	OiPr
	H	CH_2CH_2	OiPr
	H	CH_2CH_2	OiPr
	H	CH_2CH_2	OiPr
	$CH_2CH_2CH_3$	CH_2CH_2	OiPr

(continued)

R^3	R^2	Q	R^5
	H	CH_2CH_2	OiPr
	$CH_2CH_2CH_3$	CH_2CH_2	OiPr
H	CH_2CH_2OH	CH_2CH_2	
H		CH_2CH_2	
H	CH_2CH_2OH	CH_2CH_2	
H	H	CH_2CH_2	

19. The compound of claim 1 or a pharmaceutically acceptable salt thereof wherein the compounds are selected in accordance with the following table:



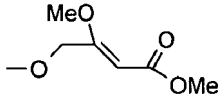
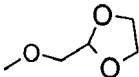
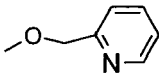
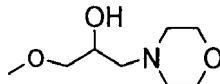
R^3	R^2	Q	R^5
	H	CH_2CH_2	OCH_3
	CH_2CH_2OH	CH_2	OCH_3
	CH_2CH_2OH	CH_2CH_2	OCH_3

EP 2 088 150 A1

(continued)

	R ³	R ²	Q	R ⁵
5		H	CH ₂	OCH ₃
		CH ₂ CH ₂ OH	CH ₂ CH ₂	OCH ₃
10		H	CH ₂ CH ₂	OiPr
15		CH ₂ CH ₂ OH	CH ₂ CH ₂	OCH ₃
20		H	CH ₂ CH ₂	OCH ₃
25		H	CH ₂ CH ₂	OiPr
		H	CH ₂ CH ₂	OiPr
30		H	CH ₂ CH ₂	OiPr
	H	CH ₂ CH ₂ OH	CH ₂ CH ₂	
35	H	CH ₂ CH ₂ OH	CH ₂ CH ₂	O(CH ₂) ₂ OH
	H	CH ₂ CH ₂ OH	CH ₂ CH ₂	
40	H	CH ₂ CH ₂ OH	CH ₂ CH ₂	O[(CH ₂) ₂ O] ₂ Me
	H	CH ₂ CH ₂ OH	CH ₂ CH ₂	
45	H	CH ₂ CH ₂ OH	CH ₂ CH ₂	
50	H	CH ₂ CH ₂ OH	CH ₂ CH ₂	
55	H	CH ₂ CH ₂ OH	CH ₂ CH ₂	
	H	CH ₂ CH ₂ OH	CH ₂ CH ₂	OCH(CH ₃)CO ₂ Et

(continued)

R ³	R ²	Q	R ⁵
H	CH ₂ CH ₂ OH	CH ₂ CH ₂	
H	CH ₂ CH ₂ OH	CH ₂ CH ₂	OCH ₂ CO ₂ tBu
H	H	CH ₂ CH ₂	
H	CH ₂ CH ₂ OH	CH ₂ CH ₂	OCH ₂ CO ₂ Et
H	CH ₂ CH ₂ OH	CH ₂ CH ₂	
H	CH ₂ CH ₂ OH	CH ₂ CH ₂	O(CH ₂) ₂ OMe
H	CH ₂ CH ₂ OH	CH ₂ CH ₂	O(CH ₂) ₃ CN
H	CH ₂ CH ₂ OH	CH ₂ CH ₂	O(CH ₂) ₅ CN
H	CH ₂ CH ₂ OH	CH ₂ CH ₂	O(CH ₂) ₂ OEt
H	CH ₂ CH ₂ OH	CH ₂ CH ₂	O(CH ₂) ₄ CN
H	CH ₂ CH ₂ OH	CH ₂ CH ₂	O(CH ₂) ₆ CN
H	CH ₂ CH ₂ OH	CH ₂ CH ₂	OCH ₂ CN
H	CH ₂ CH ₂ OH	CH ₂ CH ₂	O(CH ₂) ₄ C(=NH)OEt
H	CH ₂ CH ₂ OH	CH ₂ CH ₂	O(CH ₂) ₄ CO ₂ H
H	CH ₂ CH ₂ OH	CH ₂ CH ₂	O(CH ₂) ₆ CONH ₂
H	CH ₂ CO ₂ Et	CH ₂	OCH ₂ CO ₂ Et
H	H	CH ₂	OCH ₂ CO ₂ Et
H	H	CH ₂	OCH ₂ CN
H	H	CH ₂	OCH ₂ CH ₂ OH
H	CH ₂ CH ₂ OH	CH ₂	OCH ₂ CH ₂ OH
H	H	CH ₂	OCH ₂ CH(OH)CH ₂ OH
H	H	CH ₂	OCH ₂ CONMe ₂
H	H	CH ₂	OCH ₂ CH(OH)CH ₂ NMe ₂
H	H	CH ₂	

20. A pharmaceutical composition comprising from about 1% to about 99% by weight of a compound of claim 1 or a pharmaceutically acceptable salt thereof and from about 1% to about 99% by weight of at least one pharmaceutically acceptable excipient selected from the group consisting of starch, cellulose, microcrystalline cellulose, gelatins, polyvinylpyrrolidones, cellulose derivatives, talc, magnesium stearate, colloidal silicon dioxide, sucrose, saccharin, peppermint, cherry flavoring, polyethylene glycol, sugar, shellac, enteric agents, water, surfactants, suspending agents, emulsifying agents, diluents, sweetening agents, flavoring agents, dyes, preservatives, ethanol, polyethylene glycols, vegetable oils; fatty acids, fatty acid esters, hydroxypropylcellulose, sodium chloride; fluid and nutrient replenishers; electrolyte replenishers, aluminum monostearate, chlorobutanol, phenol, liposomes, polyoxyethylene-9-lauryl ether, glycocholate and deoxycholate, sodium lauryl sulfate, tragacanth, acacia, glycocholate, cocoa butter

and salicylate.

21. The compound of any of claims 1-19 or a pharmaceutically acceptable salt thereof for use in therapy.

5 **22.** The use of a compound of any of claims 1-19 or a pharmaceutically acceptable salt thereof for the manufacture of a medicament for treating an angiogenic disorder.

23. The use of claim 22 wherein the angiogenic disorder is selected from: cancer of solid tumors, hematologic tumors, macular degeneration, retinopathy, diabetic retinopathy, psoriasis, endometriosis, and hemangioblastoma.

10 **24.** The use of a compound of any of claims 1-19 or a pharmaceutically acceptable salt thereof for the manufacture of a medicament for treating multiple myeloma or leukemia.

15 **25.** The use of claim 24 wherein the leukemia is acute myelogenous leukemia, chronic myelogenous leukemia, acute lymphocytic leukemia, or chronic lymphocytic leukemia.

20

25

30

35

40

45

50

55



EUROPEAN SEARCH REPORT

 Application Number
EP 09 07 5214

DOCUMENTS CONSIDERED TO BE RELEVANT			
Category	Citation of document with indication, where appropriate, of relevant passages	Relevant to claim	CLASSIFICATION OF THE APPLICATION (IPC)
X	WO 02/092065 A (CEPHALON, INC) 21 November 2002 (2002-11-21) * pages 39-40; examples IX,XV,XVI *	1-25	INV. C07D487/04 C07D487/14 C07D513/14 A61K31/403 A61K31/407 A61P35/00
X,D	WO 02/17914 A (CEPHALON, INC) 7 March 2002 (2002-03-07) * tables I,II *	1-25	
X	WO 00/47583 A (CEPHALON, INC) 17 August 2000 (2000-08-17) * page 48 - page 54; table 7 *	1-25	
D,X	US 5 594 009 A (HUDKINS ET AL) 14 January 1997 (1997-01-14) * column 7 - column 8; table I *	1-25	
Y	WO 02/28874 A (BRISTOL-MYERS SQUIBB COMPANY; RUEDIGER, EDWARD, H; BEAULIEU, FRANCIS;) 11 April 2002 (2002-04-11) * page 1 - page 6 *	1-25	
D,Y	WO 98/07433 A (BRISTOL-MYERS SQUIBB COMPANY) 26 February 1998 (1998-02-26) * examples *	1-25	
Y	EP 0 545 195 A (BANYU PHARMACEUTICAL CO., LTD) 9 June 1993 (1993-06-09) * examples *	1-25	TECHNICAL FIELDS SEARCHED (IPC) C07D A61K A61P
The present search report has been drawn up for all claims			
Place of search		Date of completion of the search	Examiner
Munich		18 June 2009	Fazzi, Raffaella
CATEGORY OF CITED DOCUMENTS X : particularly relevant if taken alone Y : particularly relevant if combined with another document of the same category A : technological background O : non-written disclosure P : intermediate document T : theory or principle underlying the invention E : earlier patent document, but published on, or after the filing date D : document cited in the application L : document cited for other reasons & : member of the same patent family, corresponding document			

 1
EPO FORM 1503 03.82 (P04C01)



EUROPEAN SEARCH REPORT

Application Number
EP 09 07 5214

DOCUMENTS CONSIDERED TO BE RELEVANT			
Category	Citation of document with indication, where appropriate, of relevant passages	Relevant to claim	CLASSIFICATION OF THE APPLICATION (IPC)
X	GINGRICH, DIANE E. ET AL: "A New Class of Potent Vascular Endothelial Growth Factor Receptor Tyrosine Kinase Inhibitors: Structure-Activity Relationships for a Series of 9-Alkoxymethyl-12-(3-hydroxypropyl)indeno[2,1-a]pyrrolo[3,4-c]carbazole-5- ones and the Identification of CEP-5214 and Its Dimethylglycine Ester Prodrug Clin" JOURNAL OF MEDICINAL CHEMISTRY , 46(25), 5375-5388 CODEN: JMCMAR; ISSN: 0022-2623, 4 December 2003 (2003-12-04), XP002328203 * page 5376 - page 5378; examples 1-40; table 1 *	1-25	TECHNICAL FIELDS SEARCHED (IPC)
X	RUGGERI, BRUCE ET AL: "CEP-7055: a novel, orally active pan inhibitor of vascular endothelial growth factor receptor tyrosine kinases with potent antiangiogenic activity and antitumor efficacy in preclinical models" CANCER RESEARCH , 63(18), 5978-5991 CODEN: CNREA8; ISSN: 0008-5472, 15 September 2003 (2003-09-15), XP002328204 * page 5982 *	1-25	
Y	SANCHEZ-MARTINEZ, CONCHA ET AL: "Aryl[a]pyrrolo[3,4-c]carbazoles as selective cyclin D1-CDK4 inhibitors" BIOORGANIC & MEDICINAL CHEMISTRY LETTERS , 13(21), 3835-3839 CODEN: BMCLE8; ISSN: 0960-894X, 3 November 2003 (2003-11-03), XP002328205 * examples *	1-25	
The present search report has been drawn up for all claims			
Place of search Munich		Date of completion of the search 18 June 2009	Examiner Fazzi, Raffaella
CATEGORY OF CITED DOCUMENTS X : particularly relevant if taken alone Y : particularly relevant if combined with another document of the same category A : technological background O : non-written disclosure P : intermediate document		T : theory or principle underlying the invention E : earlier patent document, but published on, or after the filing date D : document cited in the application L : document cited for other reasons ----- & : member of the same patent family, corresponding document	

EPO FORM 1503 03 82 (P04C01)



EUROPEAN SEARCH REPORT

Application Number
EP 09 07 5214

DOCUMENTS CONSIDERED TO BE RELEVANT			
Category	Citation of document with indication, where appropriate, of relevant passages	Relevant to claim	CLASSIFICATION OF THE APPLICATION (IPC)
Y	LAIRD, A. DOUGLAS ET AL: "Small molecule tyrosine kinase inhibitors: clinical development of anticancer agents" EXPERT OPINION ON INVESTIGATIONAL DRUGS , 12(1), 51-64 CODEN: EOIDER; ISSN: 1354-3784, January 2003 (2003-01), XP002328206 * page 59; examples CEP-7055 * -----	1-25	
			TECHNICAL FIELDS SEARCHED (IPC)
The present search report has been drawn up for all claims			
Place of search Munich		Date of completion of the search 18 June 2009	Examiner Fazzi, Raffaella
<p>CATEGORY OF CITED DOCUMENTS</p> <p>X : particularly relevant if taken alone Y : particularly relevant if combined with another document of the same category A : technological background O : non-written disclosure P : intermediate document</p> <p>T : theory or principle underlying the invention E : earlier patent document, but published on, or after the filing date D : document cited in the application L : document cited for other reasons & : member of the same patent family, corresponding document</p>			

1
EPO FORM 1503 03.82 (P04C01)

**ANNEX TO THE EUROPEAN SEARCH REPORT
ON EUROPEAN PATENT APPLICATION NO.**

EP 09 07 5214

This annex lists the patent family members relating to the patent documents cited in the above-mentioned European search report.
The members are as contained in the European Patent Office EDP file on
The European Patent Office is in no way liable for these particulars which are merely given for the purpose of information.

18-06-2009

Patent document cited in search report	Publication date	Patent family member(s)	Publication date
WO 02092065 A	21-11-2002	AT 410201 T	15-10-2008
		CA 2447091 A1	21-11-2002
		DK 1389100 T3	08-12-2008
		EP 1389100 A2	18-02-2004
		ES 2314101 T3	16-03-2009
		JP 2004534751 T	18-11-2004
		MX PA03010451 A	05-05-2004
		US 2003087899 A1	08-05-2003
WO 0217914 A	07-03-2002	AT 306920 T	15-11-2005
		AU 8520501 A	13-03-2002
		BG 107659 A	30-01-2004
		BR 0113776 A	03-02-2004
		CA 2420592 A1	07-03-2002
		CN 1449287 A	15-10-2003
		DE 60114215 T2	13-07-2006
		DK 1311263 T3	13-02-2006
		EP 1311263 A2	21-05-2003
		ES 2250463 T3	16-04-2006
		HK 1053989 A1	07-04-2006
		HU 0303103 A2	29-12-2003
		JP 2004507500 T	11-03-2004
		MX PA03001562 A	13-12-2004
		NO 20030845 A	16-04-2003
		NZ 524288 A	29-04-2005
		PL 365683 A1	10-01-2005
		SK 2192003 A3	04-11-2003
		US 2003203957 A1	30-10-2003
		US 2002061920 A1	23-05-2002
WO 0047583 A	17-08-2000	AU 773335 B2	20-05-2004
		BR 0008056 A	09-04-2002
		CA 2359772 A1	17-08-2000
		CN 1350537 A	22-05-2002
		CZ 20012878 A3	14-08-2002
		EP 1165562 A1	02-01-2002
		HR 20010583 A2	31-08-2002
		IS 6015 A	20-07-2001
		JP 2003529537 T	07-10-2003
		NO 20013887 A	11-10-2001
		NZ 513097 A	28-05-2004
		PL 352530 A1	25-08-2003
		SK 11292001 A3	04-04-2002
		TR 200102338 T2	22-07-2002
		US 6841567 B1	11-01-2005
		US 2004186157 A1	23-09-2004

EPO FORM P0459

For more details about this annex : see Official Journal of the European Patent Office, No. 12/82

**ANNEX TO THE EUROPEAN SEARCH REPORT
ON EUROPEAN PATENT APPLICATION NO.**

EP 09 07 5214

This annex lists the patent family members relating to the patent documents cited in the above-mentioned European search report.
The members are as contained in the European Patent Office EDP file on
The European Patent Office is in no way liable for these particulars which are merely given for the purpose of information.

18-06-2009

Patent document cited in search report		Publication date	Patent family member(s)	Publication date
US 5594009	A	14-01-1997	NONE	
WO 0228874	A	11-04-2002	AU 1183402 A	15-04-2002
			CA 2425264 A1	11-04-2002
			EP 1326875 A2	16-07-2003
			HU 0303545 A2	01-03-2004
			JP 2004518633 T	24-06-2004
WO 9807433	A	26-02-1998	AT 210988 T	15-01-2002
			AU 710669 B2	23-09-1999
			AU 4155897 A	06-03-1998
			BR 9711306 A	17-08-1999
			CN 1228704 A	15-09-1999
			CY 2261 A	04-07-2003
			DE 69709407 D1	31-01-2002
			DE 69709407 T2	29-05-2002
			DK 971717 T3	25-03-2002
			EP 0971717 A1	19-01-2000
			ES 2169414 T3	01-07-2002
			HK 1024177 A1	19-07-2002
			HU 9903931 A2	28-03-2000
			JP 2000516250 T	05-12-2000
			NO 990789 A	19-02-1999
			NZ 333536 A	28-10-1999
			PL 331709 A1	02-08-1999
			PT 971717 E	28-06-2002
			RU 2167880 C2	27-05-2001
EP 0545195	A	09-06-1993	AT 130617 T	15-12-1995
			AU 650376 B2	16-06-1994
			AU 2963792 A	03-06-1993
			BG 61036 B1	30-09-1996
			BG 97970 A	25-04-1994
			CA 2083534 A1	30-05-1993
			CZ 9203508 A3	13-10-1993
			DE 69206242 D1	04-01-1996
			DE 69206242 T2	28-03-1996
			DK 545195 T3	18-12-1995
			DZ 1634 A1	17-02-2002
			ES 2079774 T3	16-01-1996
			FI 925422 A	30-05-1993
			GR 3018527 T3	31-03-1996
			HU 65699 A2	28-07-1994
			HU 9500172 A3	28-07-1995
			IL 103844 A	30-09-1997

EPO FORM P0459

For more details about this annex : see Official Journal of the European Patent Office, No. 12/82

**ANNEX TO THE EUROPEAN SEARCH REPORT
ON EUROPEAN PATENT APPLICATION NO.**

EP 09 07 5214

This annex lists the patent family members relating to the patent documents cited in the above-mentioned European search report.
The members are as contained in the European Patent Office EDP file on
The European Patent Office is in no way liable for these particulars which are merely given for the purpose of information.

18-06-2009

Patent document cited in search report	Publication date	Patent family member(s)	Publication date
EP 0545195 A		WO 9311145 A1	10-06-1993
		MX 9206847 A1	30-06-1993
		NO 924593 A	01-06-1993
		NZ 245203 A	27-07-1997
		PL 304729 A1	09-01-1995
		RO 113469 B1	30-07-1998
		RU 2117671 C1	20-08-1998

REFERENCES CITED IN THE DESCRIPTION

This list of references cited by the applicant is for the reader's convenience only. It does not form part of the European patent document. Even though great care has been taken in compiling the references, errors or omissions cannot be excluded and the EPO disclaims all liability in this regard.

Patent documents cited in the description

- US 53225203 P [0001]
- US 5475110 A [0004]
- US 5591855 A [0004]
- US 5594009 A [0004]
- US 5616724 A [0004]
- US 6630500 A [0004]
- US 5705511 A [0004] [0064]
- WO 9807433 A [0010]
- WO 0047583 A [0064]

Non-patent literature cited in the description

- **Lehninger, A. L.** Biochemistry. Worth Publishers, 1975, 71-77 [0040]
- Remington's Pharmaceutical Sciences. Mack Publishing Company, 1985, 1418 [0057]
- **Eliel, E. L. ; Wilen, S.H.** Stereochemistry of Organic Compounds. Wiley, 1994 [0061]
- **Jacques, J et al.** Enantiomers, Racemates, and Resolutions. Wiley, 1981 [0061]
- **Greene, T.W. ; Wuts, P.G.M.** Protective Groups in Organic Synthesis. Wiley & Sons, 1991 [0062]
- *J. Heterocyclic Chemistry*, 2001, vol. 38, 591 [0064]
- *J. Heterocyclic Chemistry*, 2003, vol. 40, 135 [0064] [0065]
- **Peet, N. P. ; LeTourneau, M. E.** *Heterocycles*, 1991, vol. 32, 41 [0065]
- *J. Chem. Res.*, 1986, 1401 [0066]
- *J. Heterocyclic Chem.*, 1992, vol. 19, 1355 [0066]
- *J. Org. Chem.*, 2003, vol. 68, 3733-3735 [0067]
- **Angeles et al.** *Anal. Biochem.*, 1996, vol. 236, 49-55 [0097]
- **Rotin et al.** *EMBO J.*, 1992, vol. 11, 559-567 [0097]
- **Pitt ; Lee. J.** *Biomol. Screening*, 1996, vol. 1, 47-51 [0099]
- **Merritt, S.E. ; Mata, M. ; Nihalani, D. ; Zhu, C. ; Hu, X. ; Holzman, L.B.** The Mixed Lineage Kinase DLK utilizes MKK7 and not MKK4 as Substrate. *J. Biol. Chem.*, 1999, vol. 274, 10195-10202 [0100]
- **Angeles, T. S. ; Steffler, C. ; Bartlett, B. A. ; Hudkins, R. L. ; Stephens, R. M. ; Kaplan, D. R. ; Dionne, C. A.** Enzyme-linked immunosorbent assay for trkA tyrosine kinase activity. *Anal. Biochem.*, 1996, vol. 236, 49-55 [0101]
- **Rotin, D. ; Margolis, B. ; Mohammadi, M. ; Daly, R.J. ; Daum, G. ; Li, N. ; Fischer, E.H. ; Burgess, W.H. ; Ullrich, A. ; Schlessinger, J.** SH2 domains prevent tyrosine dephosphorylation of the EGF receptor: identification of Tyr992 as the high-affinity binding site for SH2 domains of phospholipase C-γ. *EMBO J.*, 1992, vol. 11, 559-567 [0101]
- Remington: The Science and Practice of Pharmacy. Lippincott Williams & Wilkins, 2000 [0105]