

(19)



(11)

EP 2 116 537 A1

(12)

EUROPEAN PATENT APPLICATION

(43) Date of publication:

11.11.2009 Bulletin 2009/46

(51) Int Cl.:

C07D 215/26 ^(2006.01)

A61P 29/00 ^(2006.01)

A61K 31/4704 ^(2006.01)

A61P 11/00 ^(2006.01)

(21) Application number: **08155799.3**

(22) Date of filing: **07.05.2008**

(84) Designated Contracting States:

**AT BE BG CH CY CZ DE DK EE ES FI FR GB GR
HR HU IE IS IT LI LT LU LV MC MT NL NO PL PT
RO SE SI SK TR**

Designated Extension States:

AL BA MK RS

(71) Applicant: **CHIESI FARMACEUTICI S.p.A.**

43100 Parma (IT)

(72) Inventors:

• **Pivetti, Fausto**
43100, Parma (IT)

• **Lutero, Emilio**
43100, Parma (IT)

(74) Representative: **Minoja, Fabrizio**

Bianchetti Bracco Minoja S.r.l.

Via Plinio 63

20129 Milano (IT)

(54) **Polymorph of 8-hydroxy-5-[(1R)-1-hydroxy-2-[(1R)-2-(4-methoxyphenyl)-1-methylethyl] amino]ethyl]-2(1H)-quinolinone monohydrochloride**

(57) The present invention relates to a novel polymorphic crystal form of 8-hydroxy-5-[(1R)-1-hydroxy-2-[(1R)-2-(4-methoxyphenyl)-1-methylethyl]-amino]ethyl]-2(1H)-quinolinone monohydrochloride.

The invention also relates to processes for its preparation, pharmaceutical compositions thereof, and to its use as a medicament.

EP 2 116 537 A1

Description

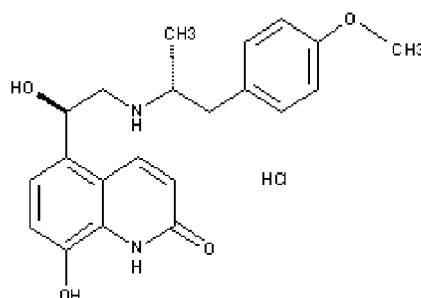
FIELD OF INVENTION

[0001] The present invention relates to a novel polymorphic crystal form of 8-hydroxy-5-[(1R)-1-hydroxy-2-[(1R)-2-(4-methoxyphenyl)-1-methylethyl]-amino]ethyl]-2(1H)-quinolinone monohydrochloride.

[0002] The invention also relates to processes for its preparation, pharmaceutical compositions thereof, and to its use as a medicament.

BACKGROUND OF THE INVENTION

[0003] 8-Hydroxy-5-[(1R)-1-hydroxy-2-[(1R)-2-(4-methoxyphenyl)-1-methylethyl]amino]ethyl]-2(1H)-quinolinone monohydrochloride (I) has been described in EP 147719 as a bronchodilator having a potent beta-2-adrenoceptor stimulating action.



(I)

[0004] The compound, which has also been referred to in the literature with the codes TA 2005 and CHF 4226, may be prepared in a particular prevalently amorphous form in accordance with the method given in Example 4.

[0005] This compound, hereinafter referred to as code CHF 4226, has been investigated for use as a medicament for treating inflammatory or obstructive airways diseases.

[0006] However, for preparing suitable pharmaceutical compositions, it is important that the compound is in a thermodynamically stable crystal form. It is also very important that the compound has good handling qualities and can be easily obtained on a commercial scale.

[0007] A thermodynamically stable crystal form of CHF 4226, hereinafter referred to as form A, has been disclosed and closely characterised in WO 2005/089760, but said form can be obtained in an adequate pharmaceutical level of chemical purity and crystallinity only by applying specific crystallization conditions.

[0008] Therefore, it would be advantageous to provide further thermodynamically stable crystal forms of CHF 4226, which are easy to obtain by crystallization, and characterised by a high level of chemical purity and crystallinity as well as good handling qualities for pharmaceutical use.

SUMMARY OF THE INVENTION

[0009] The invention relates to a novel polymorphic crystal form of 8-hydroxy-5-[(1R)-1-hydroxy-2-[(1R)-2-(4-methoxyphenyl)-1-methylethyl]amino]ethyl]-2(1H)-quinolinone monohydrochloride (CHF 4226), designated crystal form D.

[0010] Said polymorph is a thermodynamically stable anhydrous form, and is characterised by high level of chemical purity and crystallinity as well as good handling characteristics for the preparation of pharmaceutical compositions.

[0011] Crystal form D may be selectively produced by crystallization from appropriate solvents and conditions and is distinguishable based upon its characteristic peaks in the X-ray powder diffraction (XRPD) pattern, and its characteristic melting range.

[0012] Accordingly, the invention is also directed to processes for the preparation of said form comprising crystallization or re-crystallization from appropriate solvents.

[0013] The invention is further directed to pharmaceutical compositions comprising CHF 4226 crystal form D herein described, and to its use as a medicament.

[0014] The polymorph of the invention is preferably administered by inhalation for the prevention and/or treatment of an inflammatory or obstructive airways disease such as asthma or chronic obstructive pulmonary disease (COPD).

[0015] Accordingly, in a further aspect, the present invention comprises the use of CHF 4226 crystal form D described before, for the prevention and/or treatment of an inflammatory or obstructive airways disease such as asthma or chronic obstructive pulmonary disease (COPD).

[0016] In a still further aspect, the present invention comprises a method of preventing and/or treating an inflammatory or obstructive airways disease such as asthma or chronic obstructive pulmonary disease (COPD), which comprises the inhalatory administration of an effective amount of CHF 4226 crystal form D described before.

DEFINITIONS

[0017] Unless defined otherwise, all technical and scientific terms used herein have the same meaning as it is commonly understood by one of skill in the art to which this subject matter belongs.

[0018] As used herein, the term "prevalently amorphous", describes a non-ordered solid state characterised by a diffused X-ray powder diffraction pattern with few sharp peaks.

[0019] As used herein, "polymorphism" is the ability of a compound to crystallize into more than one distinct crystal species. Polymorphs (or crystalline modifications) have an identical chemical structure but quite different physicochemical properties.

[0020] As used herein, an effective amount of a compound for treating a particular disease is an amount that is sufficient to ameliorate, or in some manner reduce the symptoms associated with the disease.

[0021] As used herein, the term "thermodynamically stable" refers to a polymorphic form that, during storage under long-term conditions (25°C, 60% relative humidity), substantially does not convert into another one for a pharmaceutically acceptable period of time (at least 3 months, preferably 6 months, more preferably 1 year).

[0022] As used herein, the term "high level of chemical purity" refers to a polymorph wherein the total amount of readily detectable impurities as determined by standard methods of analysis, such as thin layer chromatography (TLC) or high performance liquid chromatography (HPLC), used by those of skill in the art to assess such purity, is less than 5%, advantageously less than 2.5 %, preferably less than 1.0, more preferably less than 0.5% w/w.

[0023] As used herein, the term "high level of crystallinity" refers to a polymorph wherein the percentage of crystallinity is equal to or higher than 90%, preferably higher than 95% w/w as determined by standard methods of analysis used by those of skill in the art, such as X-ray powder diffraction or microcalorimetry.

BRIEF DESCRIPTION OF THE DRAWINGS

[0024]

Figure 1 is the differential scanning calorimetry (DSC) thermal trace of the crystal form D.

Figure 2 is the X-ray powder diffraction (XRPD) pattern of the crystal form D.

Figure 3 is the comparative DSC thermal trace of the crystal form A.

Figure 4 is the comparative XRPD pattern of the crystal form A.

DETAILED DESCRIPTION OF THE INVENTION

[0025] The present invention provides a novel thermodynamically stable crystal form of CHF 4226 having a high level of chemical purity and crystallinity, designated crystal form D.

[0026] Crystal form D is an anhydrous crystalline powder which can be characterised in a variety of ways.

[0027] Its thermal trace, shown in Figure 1, exhibits a melting peak at 170.7°C.

[0028] Crystal form D has the characteristic diffraction lines in the XPRD pattern thereof shown in Figure 2.

[0029] Said characteristic diffraction lines are reported in Table 1.

Table 1

Pos. [°2Th.]	Height [cts]	FWHM [°2Th.]	d-spacing [Å]	Rel. Int. [%]
3,3875	2707,68	0,1506	26,08407	100,00
6,5379	196,48	0,2007	13,51986	7,26
8,3164	139,44	0,2342	10,63210	5,15
10,4880	56,40	0,2676	8,43501	2,45
12,1570	67,77	0,2007	7,28048	2.50

(continued)

	Pos. [°2Th.]	Height [cts]	FWHM [°2Th.]	d-spacing [Å]	Rel. Int. [%]
	12,8490	313,23	0,2007	6,88991	11,57
5	13,4175	767,41	0,1840	6,59918	28,34
	14,7949	63,27	0,4684	5,98777	2,34
	16,4369	279,66	0,1673	5,39314	10,33
	17,5645	63,51	0,3346	5,04934	2,34
10	18,6855	366,75	0,2876	4,74890	13,54
	21,0160	402,78	0,4684	4,22726	14,84
	21,4718	350,19	0,2676	4,13855	12,93
	23,3344	260,20	0,2676	3,81224	9,61
	24,8162	209,90	0,4684	3,58787	7,75
15	26,7332	90,83	0,4015	3,33478	3,35
	28,4251	74,92	0,4015	3,14003	2,77
	29,8453	124,85	0,4684	2,99376	4,61
	33,8028	36,53	0,6691	2,65177	1,35
20	37,7254	34,89	0,5353	2,38458	1,29

[0030] Crystal form D shows stable features under several conditions of relative humidity. A demonstration is offered in Example 2.

[0031] The present invention also provides a process for the preparation of said polymorph which comprises crystallising raw CHF 4226 from a solution thereof in a solvent or a mixture of solvents under conditions which yield said crystal form.

[0032] The precise conditions under which said form is obtained may be empirically determined and it is only possible to give a number of methods which have been found to be suitable in practice.

[0033] In general the polymorphic form of the invention may be prepared by crystallisation under particular conditions of raw CHF 4226 obtained as reported in EP 147719 or by re-crystallisation of the previously isolated crystal form A or by re-crystallization of any other crystal forms which may become known in the future.

[0034] Thus, for example, crystal form D may be prepared by crystallisation from a solvent kept at the refluxing temperature (55-80°C).

[0035] In general, a solvent in which the solubility of CHF 4226 is low, e.g. acetone, acetonitrile or tetrahydrofuran, is used. In order to dissolve the starting material, it may be helpful to add an amount of water or methanol up to 15% v/v in the solvent system. The solution is then cooled to a temperature of 0-5°C at a cooling rate comprised between 5° and 10°C/hour, preferably 10°C/hour in order to bring form D crystals out from the solution.

[0036] The polymorph of the invention is readily isolable and may be filtered off from the crystallisation medium, optionally after washing and drying.

[0037] If desired, crystal form D prepared as above may further be recrystallised using crystallisation conditions similar to those described above.

[0038] The polymorph of the invention may be formulated for administration in any convenient way and the invention also refers to pharmaceutical compositions comprising CHF 4226 crystal form D.

[0039] The skilled person can establish without undue experimentation the effective dosage and/or the concentration of the active ingredient in the composition for a specific therapeutic purpose.

[0040] In the compositions provided herein, an effective concentration of the polymorph of the invention is mixed with one or more suitable pharmaceutical carriers or vehicles or excipients, for example those described in Remington's Pharmaceutical Sciences Handbook, Mack. Pub., N.Y., USA.

[0041] The concentration of the polymorph in the formulation is effective for delivery, upon administration, an amount sufficient to exert a therapeutically useful effect.

[0042] The compositions may also contain, if required, one or more other therapeutic agents, preferably those currently used in the treatment of respiratory disorders, e.g. corticosteroids such as budesonide and its epimers, beclomethasone dipropionate, triamcinolone acetonide, fluticasone propionate, flunisolide, mometasone furoate, rofleponide and ciclesonide, anticholinergic or antimuscarinic agents such as ipratropium bromide, oxytropium bromide, tiotropium bromide, glycopyrrolate bromide, and the group of phosphodiesterase-4 (PDE-4) inhibitors such as roflumilast.

[0043] The polymorph of the invention may be formulated for oral, buccal, topical, parenteral, vaginal, rectal or inhalation administration.

[0044] Inhalation administration is particularly preferred.

[0045] Upon said route of administration, the dose regimen is twice or once daily, where the suitable dose is advantageously in the range of 0.5 to 8 µg, preferably of 1 to 4 µg, more preferably of 2 to 4 µg.

[0046] Inhalable preparations include inhalable powders, propellant-containing metering aerosols or propellant-free inhalable solution or suspension formulations.

[0047] Advantageously, the inhalable powder formulations for inhalation comprise the polymorph of the invention in the form of interactive ordered mixtures.

[0048] More advantageously said formulations comprise a fraction of coarse particles of a physiologically acceptable excipient such as alpha-lactose monohydrate, said particles having a mass median diameter (MMD) higher than 90 micron, preferably the mass diameter (MD) comprised between 50 micron and 500 micron, more preferably between 150 and 400 micron, even more preferably between 210 and 355 micron.

[0049] Preferably said powder formulations further comprise a fraction of microparticles obtained by co-milling having a MMD lower than 35 micron, and constituted of particles of a physiologically acceptable excipient and an additive material selected from the class of the anti-adherents such as the amino acids leucine and isoleucine or of the lubricants such as magnesium stearate; sodium stearyl fumarate stearyl alcohol, stearic acid and sucrose monopalmitate.

[0050] More preferably said powder formulations comprise a fraction of microparticles having a MMD lower than 15 micron, preferably lower than 10 micron, constituted of particles of alpha-lactose monohydrate and particles of magnesium stearate.

[0051] Even more preferably, the inhalable powder formulations comprising the polymorph of the invention are prepared according to the teaching of co-pending application PCT/IB2007/0038924.

[0052] In general, CHF 4226 crystal form D may be used in preparation of a medicament for any disease or condition in which it is found therapeutically effective.

[0053] Having regard to its beta₂-adrenoceptor stimulating activity, CHF 4226 crystal form D is useful in the relaxation of bronchial smooth muscle and the relief of bronchoconstriction. Relief of bronchoconstriction can be measured in models such as the in vivo guinea pigs model (see Kikkawa et al Biol Pharm Bull 1994, 17(8), 1047-1052) and analogous models.

[0054] Administration of the polymorph of the invention may be indicated for the prevention and/or treatment of mild, moderate or severe acute or chronic symptoms or for prophylactic treatment of respiratory diseases such as asthma and chronic obstructive pulmonary disease (COPD). Other respiratory disorders characterized by obstruction of the peripheral airways as a result of inflammation and presence of mucus such as chronic obstructive bronchiolitis and chronic bronchitis may also benefit from their use.

[0055] The invention is further illustrated by the following examples.

[0056] Example 1 deals with the preparation of crystal form D, example 2 deals with stability experiments, example 3 refers to an exemplary formulation, and example 4 refers to the comparative characteristics of crystal form A.

EXAMPLES

Example 1 - Preparation of CHF 4226 crystal form D by crystallization

[0057] Crystallization is performed in a 500 ml jacketed glass reactor connected to thermocryostat, so that temperature could be accurately controlled; besides, crystallization is followed using a Lasentec FBRM D600 probe, so that nucleation and crystals growth could be monitored.

[0058] 30 g of raw CHF4226 obtained as reported in EP 147719 is suspended in 250 ml of acetonitrile at refluxing temperature (55°C), and then 36 ml of water (87:13 v/v) is added portionwise until dissolution is complete.

[0059] The solution is cooled to a temperature of 0-5°C at a cooling rate of 10°C/min.

[0060] After 20 hours, a solid sample is collected, filtered dried at T=40°C under vacuum, and analyzed for solid state, e.g. by XRPD and DSC.

Methods of analysis

1. X-ray powder diffraction (XRPD)

[0061] The XRPD analyses are carried out on a PANanalytical X'pert Pro X-ray powder diffractometer using Cu Ka radiation. The instrument is equipped with a X'Celerator detector.

[0062] A theta-two theta continuous scan from 2.5 degrees 2 theta to 40 degrees 2 theta is used. Each sample is prepared for analysis by placing it in a quartz sample holder.

[0063] The XPRD patterns are reported in terms of degrees 2 theta (°2θ, accuracy ± 0.1 °), diffraction peak intensity (height, [cts]), full width at half maximum (FWHM, [°2θ]), interatomic spacing in angstroms (d-spacing, [Å]), and relative intensities (%). The relative intensity is recorded as the ratio of the peak intensity to that of the most intense peak.

EP 2 116 537 A1

2. Differential scanning calorimetry (DSC)

[0064] The differential scanning calorimetry data are obtained on a Diamo Perkin Elmer Instrument. The calibration standard used is indium. Approximately 2 to 5 mg of a sample is placed into a DSC pan and the weight is accurately measured and recorded. The pan is hermetically sealed. The sample is heated under nitrogen at a rate of 10°C/min, from 25°C to a final temperature of 200°C.

[0065] The results of the DSC and XRPD analysis are shown in Figures 1 and 2.

[0066] Yield: 12.4 g (41.3%).

[0067] Purity (HPLC): > 99%.

Example 2 - Stability studies

[0068] In order to check its thermodynamic stability, CHF 4226 crystal form D is stored at room temperature under different relative humidity (RH) conditions:

- 40% RH. and 25°C for 1 week
- 60% RH. and 25°C for 1 week
- 80% RH and 25°C for 1 week
- 60% RH and 25°C for 1 week
- 40% RH and 25°C for 1 week
- 30% RH and 25°C for 1 week
- 0% RH. and 25°C for 1 week
- 40% RH and 25°C for 1 week

[0069] The thermodynamic stability of all the samples is checked by recording their XPRD pattern.

[0070] Crystal form D show stable features under all stability screening conditions.

[0071] Example 3 - Exemplary inhalable dry powder formulation comprising CHF 4226 crystal form D.

[0072] The composition is reported in Table 2.

Table 2

Components	Amounts		
	Per shot of the inhaler		Single dose
	mg	%	µg
CHF 4226 crystal form D	0.004	0.04	4
alpha-lactose monohydrate 212-355 µm	8.996	89.96	
microparticles of alpha-lactose monohydrate and magnesium stearate obtained by co-milling	1.00	10.0	
Total weight	10		

Comparative Example 4

[0073] CHF 4226 crystal form A is prepared according to the Example of pending application WO 2005/089760.

[0074] Its thermal trace, shown in Figure 3, exhibits a melting peak at 190.0°C.

[0075] Crystal form A has the characteristic diffraction lines in the XPRD pattern thereof shown in Figure 4.

[0076] Said characteristic diffraction lines are reported in Table 3.

Table 3

Pos. [°2Th.]	Height [cts]	FWHM [°2Th]	d-spacing [Å]	Rel. Int. [%]
3,2171	4772,25	0.1575	27,46407	180,00
6,1648	65,30	0,2007	14,33719	1,15
11,0017	48,41	0,5353	8,04228	0,99
12.2932	221,92	0,2007	7,20012	4,55
13,6848	1628,41	0,2007	6,47098	33,35

(continued)

	Pos. [°2Th.]	Height [cts]	FWHM [°2Th]	d-spacing [Å]	Rel. Int. [%]
	14,9235	119,56	0,2007	5,93650	2,45
5	16,4033	1404,06	0,2007	5,40410	28,76
	17,0392	72,21	0,2676	5,20383	1,48
	18,0629	735,52	0,1673	4,91115	15,07
	18,3442	579,41	0,1673	4,83547	11,87
10	19,4085	652,26	0,0836	4,57360	13,35
	20,0887	115,52	0,2007	4,42025	2,37
	22,0423	1972,56	0,2175	4,03270	40,40
	22,9299	405,55	0,1171	3,87856	8,27
	23,6648	552,77	0,2007	3,75976	11,32
15	24,3181	1607,95	0,2175	3,66022	32,93
	25,0090	237,34	0,1673	3,56064	4,85
	26,6661	452,07	0,3346	5,34302	9,26
	28,6123	224,79	0,4015	3,11990	4,60
	29,5322	204,45	0,2342	3,02478	4,19
20	30,6166	147,68	0,2676	2,92007	3,02
	32,2879	129,66	0,2007	2,77264	2,66
	33,9670	131,82	0,2676	2,63932	2,70
	35,8516	103,81	0,2676	2,50479	2,13
25	38,2891	50,71	0,6691	2,35076	1,04

[0077] The results indicate that crystal form D is clearly distinguishable from crystal form A of CHF 4226.

30 Claims

1. Crystalline 8-hydroxy-5-[(1R)-1-hydroxy-2-[(1R)-2-(4-methoxyphenyl)-1-methylethyl]amino]ethyl]-2(1H)-quinolinone monohydrochloride (CHF 4226) designated crystal form D.
- 35 2. The crystalline 8-hydroxy-5-[(1R)-1-hydroxy-2-[(1R)-2-(4-methoxyphenyl)-1-methylethyl]amino]ethyl]-2(1H)-quinolinone monohydrochloride as claimed in claim 1 having the following characteristic XRPD peaks at 2θ (accuracy $\pm 0.1^\circ$): 3.39, 6.54, 8.32, 10.49, 12.16, 12.85, 13.42, 14.79, 16.44, 17.56, 18.69, 21.02, 21.47, 23.33, 24.82, 26.73, 28.43, 29.85, 33.80, and 37.73.
- 40 3. A process for preparing crystal form D of claim 1 or claim 2 which comprises the step of crystallising raw 8-hydroxy-5-[(1R)-1-hydroxy-2-[(1R)-2-(4-methoxyphenyl)-1-methylethyl]amino]ethyl]-2(1H)-quinolinone monohydrochloride from a solution thereof in a solvent kept under a refluxing temperature under conditions which yield crystal form D.
4. The process as claimed in claim 3 wherein the solvent is selected from the group consisting of acetone, acetonitrile and tetrahydrofuran.
- 45 5. The process as claimed in claim 4 wherein the solution is cooled down to a temperature of 0-5°C at a cooling rate comprised between 5 and 10°C/min.
- 50 6. A pharmaceutical composition comprising the crystal form D of claims 1 and 2, in admixture with a pharmaceutically acceptable carrier.
7. The pharmaceutical composition as claimed in claim 6 further comprising a therapeutic agent selected from the group consisting of corticosteroids, anticholinergic or antimuscarinic agents and phosphodiesterase-4 (PDE-4) inhibitors.
- 55 8. The pharmaceutical composition as claimed in claim 6 or 7 wherein the pharmaceutical composition is an inhalable aerosol comprising a propellant.

EP 2 116 537 A1

9. The pharmaceutical composition as claimed in claim 6 or 7 wherein the pharmaceutical composition is an inhalable powder.

10. Use of the crystal form D of claim 1 or claim 2, as a medicament.

11. Use of the crystal form D of claim 1 or claim 2 for the prevention and/or treatment of an inflammatory or obstructive airways disease.

12. Use of the crystal form D of claim 1 or claim 2, in the manufacture of a medicament for the prevention and/or treatment of an inflammatory or obstructive airways disease.

Figure 1

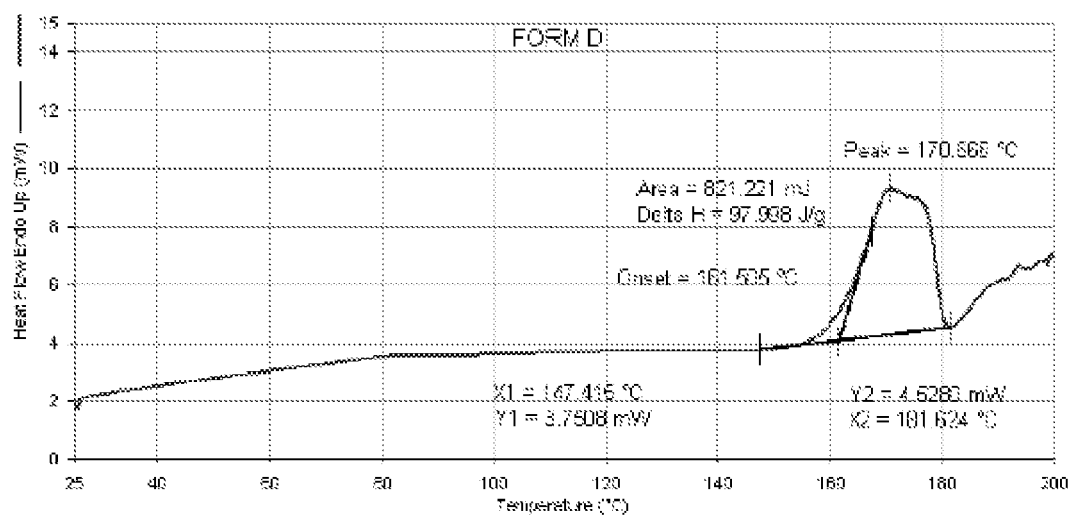


Figure 2

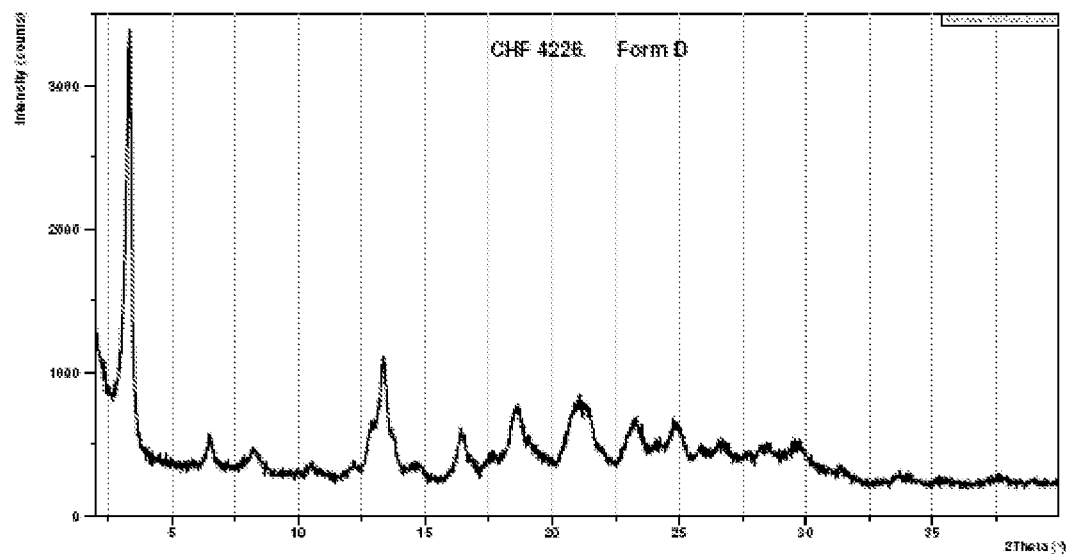


Figure 3

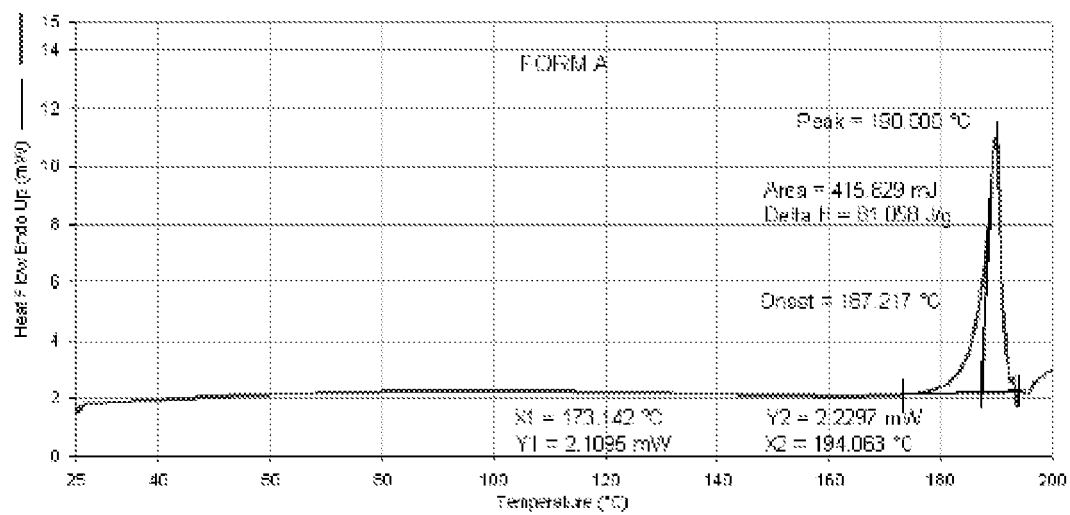
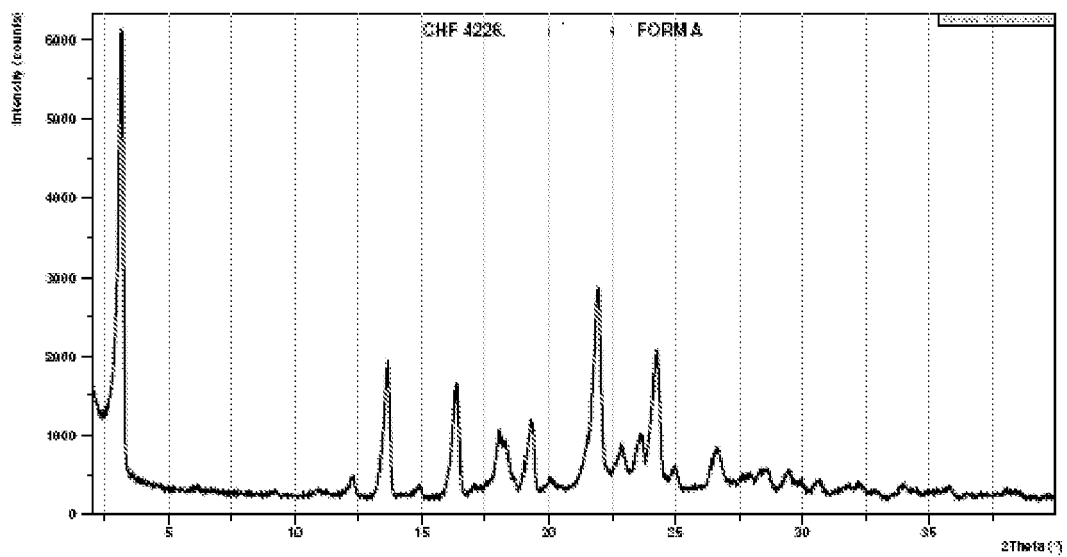


Figure 4





EUROPEAN SEARCH REPORT

 Application Number
 EP 08 15 5799

DOCUMENTS CONSIDERED TO BE RELEVANT			
Category	Citation of document with indication, where appropriate, of relevant passages	Relevant to claim	CLASSIFICATION OF THE APPLICATION (IPC)
X,D	EP 0 147 719 A (TANABE SEIYAKU CO [JP]) 10 July 1985 (1985-07-10) * the whole document * In particular pages 31-32: Example 4 (3-a) -----	1-12	INV. C07D215/26 A61K31/4704 A61P29/00 A61P11/00
X	WO 2005/089760 A (CHIESI FARMA SPA [IT]; PIVETTI FAUSTO [IT]; PIGHI ROBERTO [IT]) 29 September 2005 (2005-09-29) * the whole document * -----	1-12	
E	EP 1 953 143 A (CHIESI FARMA SPA [IT]) 6 August 2008 (2008-08-06) * abstract; claims 1-14 * * example 3 * -----	1-12	
A	CAIRA M R: "CRYSTALLINE POLYMORPHISM OF ORGANIC COMPOUNDS" TOPICS IN CURRENT CHEMISTRY, SPRINGER, BERLIN, DE, vol. 198, 1 January 1998 (1998-01-01), pages 163-208, XP001156954 ISSN: 0340-1022 * the whole document * -----	1-12	
			TECHNICAL FIELDS SEARCHED (IPC)
			C07D A61K A61P
The present search report has been drawn up for all claims			
Place of search Munich		Date of completion of the search 29 September 2008	Examiner Papathoma, Sofia
CATEGORY OF CITED DOCUMENTS X : particularly relevant if taken alone Y : particularly relevant if combined with another document of the same category A : technological background O : non-written disclosure P : intermediate document T : theory or principle underlying the invention E : earlier patent document, but published on, or after the filing date D : document cited in the application L : document cited for other reasons & : member of the same patent family, corresponding document			

 3
 EPO FORM 1503 03.82 (P04C01)

**ANNEX TO THE EUROPEAN SEARCH REPORT
ON EUROPEAN PATENT APPLICATION NO.**

EP 08 15 5799

This annex lists the patent family members relating to the patent documents cited in the above-mentioned European search report.
The members are as contained in the European Patent Office EDP file on
The European Patent Office is in no way liable for these particulars which are merely given for the purpose of information.

29-09-2008

Patent document cited in search report		Publication date	Patent family member(s)	Publication date
EP 0147719	A	10-07-1985	CA 1258859 A1	29-08-1989
			DE 3479119 D1	31-08-1989
			HK 89790 A	09-11-1990
			JP 63054362 A	08-03-1988
			JP 1765229 C	11-06-1993
			JP 4046950 B	31-07-1992
			JP 60208965 A	21-10-1985
			SG 75290 G	23-11-1990
			US RE33024 E	15-08-1989
			US 4579854 A	01-04-1986

WO 2005089760	A	29-09-2005	AR 048339 A1	19-04-2006
			AT 399552 T	15-07-2008
			AU 2005224032 A1	29-09-2005
			BR PI0508213 A	17-07-2007
			CA 2560650 A1	29-09-2005
			CN 1929840 A	14-03-2007
			JP 2007530489 T	01-11-2007
			KR 20070001946 A	04-01-2007
			US 2007197586 A1	23-08-2007

EP 1953143	A	06-08-2008	WO 2008093188 A1	07-08-2008

REFERENCES CITED IN THE DESCRIPTION

This list of references cited by the applicant is for the reader's convenience only. It does not form part of the European patent document. Even though great care has been taken in compiling the references, errors or omissions cannot be excluded and the EPO disclaims all liability in this regard.

Patent documents cited in the description

- EP 147719 A [0003] [0033] [0058]
- WO 2005089760 A [0007] [0073]

Non-patent literature cited in the description

- **Kikkawa et al.** *Biol Pharm Bull*, 1994, vol. 17 (8), 1047-1052 [0053]