



(11) **EP 2 139 484 B9**

(12) **CORRECTED EUROPEAN PATENT SPECIFICATION**

(15) Correction information:
Corrected version no 3 (W3 B1)
Corrections, see
Description Paragraph(s) 215

(51) Int Cl.:
A61K 31/517 ^(2006.01) **A61K 31/519** ^(2006.01)
A61K 45/06 ^(2006.01) **A61K 31/282** ^(2006.01)
A61K 31/337 ^(2006.01) **A61K 31/4745** ^(2006.01)
A61P 35/00 ^(2006.01)

(48) Corrigendum issued on:
11.06.2014 Bulletin 2014/24

(86) International application number:
PCT/US2008/004573

(45) Date of publication and mention
of the grant of the patent:
17.07.2013 Bulletin 2013/29

(87) International publication number:
WO 2008/124161 (16.10.2008 Gazette 2008/42)

(21) Application number: **08742677.1**

(22) Date of filing: **09.04.2008**

(54) **METHODS OF TREATING CANCER USING PYRIDOPYRIMIDINONE INHIBITORS OF PI3K ALPHA**
VERFAHREN ZUR KREBSBEHANDLUNG MIT PI3K-ALPHA-PYRIDOPYRIMIDONHEMMERN
MÉTHODES DE TRAITEMENT DU CANCER À L'AIDE D'INHIBITEURS DE PI3K ALPHA À BASE DE
PYRIDOPYRIMIDINONE

(84) Designated Contracting States:
AT BE BG CH CY CZ DE DK EE ES FI FR GB GR
HR HU IE IS IT LI LT LU LV MC MT NL NO PL PT
RO SE SI SK TR
Designated Extension States:
AL BA MK RS

(72) Inventors:
• **LAMB, Peter**
Oakland, California 94610 (US)
• **MATTHEWS, David**
San Francisco, California 94127 (US)

(30) Priority: **10.04.2007 US 922899 P**

(74) Representative: **Main, Malcolm Charles**
Murgitroyd & Company
Immeuble Atlantis
55 Allee Pierre Ziller
06560 Valbonne - Sophia Antipolis (FR)

(43) Date of publication of application:
06.01.2010 Bulletin 2010/01

(60) Divisional application:
12172484.3

(56) References cited:
WO-A-2004/006846 WO-A-2005/105801
WO-A-2007/044698 WO-A-2008/021389
US-A1- 2004 009 993

(73) Proprietor: **Exelixis, Inc.**
South San Francisco, CA 94080 (US)

Note: Within nine months of the publication of the mention of the grant of the European patent in the European Patent Bulletin, any person may give notice to the European Patent Office of opposition to that patent, in accordance with the Implementing Regulations. Notice of opposition shall not be deemed to have been filed until the opposition fee has been paid. (Art. 99(1) European Patent Convention).

EP 2 139 484 B9

Description**Cross-Reference to Related Applications**

- 5 [0001] The Applicants claim priority under 35 U.S.C. 119(e) to copending Provisional Application No. 60/922,899 filed on April 10, 2007, the disclosure of which is incorporated herein by reference in its entirety.

FIELD OF THE INVENTION

- 10 [0002] This invention relates to methods of treating cancer with a compound that inhibits lipid kinase enzymatic activity and the resultant modulation of cellular activities (such as proliferation, differentiation, programmed cell death, migration, chemoinvasion and metabolism) in combination with anticancer agents.

BACKGROUND OF THE INVENTION

- 15 [0003] Improvements in the specificity of agents used to treat various disease states such as cancer, metabolic, and inflammatory diseases is of considerable interest because of the therapeutic benefits which would be realized if the side effects associated with the administration of these agents could be reduced. Traditionally, dramatic improvements in the treatment of cancer are associated with identification of therapeutic agents acting through novel mechanisms.

- 20 [0004] Phosphatidylinositol 3-kinase (PI3K or PIK3CA) is composed of an 85 kDa regulatory subunit and a 110 kDa catalytic subunit. The protein encoded by this gene represents the catalytic subunit, which uses ATP to phosphorylate PtdIns, PtdIns4P and PtdIns(4,5)P₂. PTEN, a tumor suppressor which inhibits cell growth through multiple mechanisms, can dephosphorylate PIP3, the major product of PIK3CA. PIP3, in turn, is required for translocation of protein kinase B (AKT1, PKB) to the cell membrane, where it is phosphorylated and activated by upstream kinases. The effect of PTEN
- 25 on cell death is mediated through the PIK3CA/AKT1 pathway.

- [0005] PI3K α has been implicated in the control of cytoskeletal reorganization, apoptosis, vesicular trafficking, proliferation and differentiation processes. Increased copy number and expression of PIK3CA or activating mutations in the p1 10a catalytic subunit of PIK3CA are associated with a number of malignancies such as ovarian cancer (Campbell et al., Cancer Res 2004, 64, 7678-7681; Levine et al., Clin Cancer Res 2005, 11, 2875-2878; Wang et al., Hum Mutat 2005, 25, 322; Lee et al., Gynecol Oncol 2005, 97, 26-34), cervical cancer, breast cancer (Bachman, et al. Cancer Biol Ther 2004, 3, 772-775; Levine, et al., supra; Li et al., Breast Cancer Res Treat 2006, 96, 91-95; Saal et al., Cancer Res 2005, 65, 2554-2559; Samuels and Velculescu, Cell Cycle 2004, 3, 1221-1224), colorectal cancer (Samuels, et al. Science 2004, 304, 554; Velho et al. Eur J Cancer 2005, 41, 1649-1654), endometrial cancer (Oda et al. Cancer Res. 2005, 65, 10669-10673), gastric carcinomas (Byun et al., Int J Cancer 2003, 104, 318-327; Li et al., supra; Velho et al., supra; Lee et al., Oncogene 2005, 24, 1477-1480), hepatocellular carcinoma (Lee et al., *id*), small and non-small cell lung cancer (Tang et al., Lung Cancer 2006, 51, 181-191; Massion et al., Am J Respir Crit Care Med 2004, 170, 1088-1094), thyroid carcinoma (Wu et al., J Clin Endocrinol Metab 2005, 90, 4688-4693), acute myelogenous leukemia (AML) (Sujobert et al., Blood 1997, 106, 1063-1066), chronic myelogenous leukemia (CML) (Hickey and Cotter J Biol Chem 2006, 281, 2441-2450), and glioblastomas (Hartmann et al. Acta Neuropathol (Berl), 2005, 109, 639-642; Samuels et al., supra).
- 35
- 40

- [0006] In view of the important role of PI3K- α in biological processes and disease states, inhibitors and/or modulators of this lipid kinase are desirable. In addition, it is well established that combining treatments with different mechanisms of action often leads to enhanced anti-tumor activity as compared to single treatments administered alone. This is true for combinations of chemotherapies (e.g. Kyrgiou M. et. al. J Natl Cancer Inst 2006, 98, 1655) and combinations of antibodies and chemotherapy (e.g. Pasetto LM et. al. Anticancer Res 2006, 26, 3973).
- 45

- [0007] For example, activation of the PI3K pathway contributes to the resistance of human tumor cells to a wide variety of chemotherapeutic agents, including microtubule stabilizing agents such as taxol (Brognard, J., et. al. Cancer Res 2001, 61, 3986-3997; Clark, A. S., et. al. Mol Cancer Ther 2002, 1, 707-717; Kraus, A. C., et. al. Oncogene 2002, 21, 8683-8695; Krystal, G. W., et. al. Mol Cancer Ther 2002, 1, 913-922; and Yuan, Z. Q., et. al. J Biol Chem 2003, 278, 23432-23440). Taxol is widely used to treat advanced cancers including prostate carcinomas, which frequently harbor deletions in the PTEN gene, resulting in elevated signaling downstream of PI3K. A number of preclinical studies suggest that inhibiting signaling downstream of PI3K restores or enhances the ability of chemotherapeutic agents such as taxol to kill tumor cells (Brognard, J., et. al. Cancer Res 2001, 61, 3986-3997; Clark, A. S., et. al. Mol Cancer Ther 2002, 1, 707-717; Kraus, A. C., et. al. Oncogene 2002, 21, 8683-8695; Krystal, G. W., et. al. Mol Cancer Ther 2002, 1, 913-922; and Saga, Y., et. al. Clin Cancer Res 2002, 8, 1248-1252).
- 50
- 55

- [0008] Rapamycin, another chemotherapeutic agent, is a potent inhibitor of the mTOR/Raptor complex. Inhibition of mTOR/Raptor prevents p70S6K and S6 phosphorylation, but also leads to relief of a negative feedback loop emanating from p70S6K that serves to downregulate PI3K (Sarbasov, D. D., et. al. Science 2005, 307, 1098-1101). As a result,

rapamycin treatment can lead to upregulation of PI3K and increased phosphorylation of AKT (O'Donnell, A., et. al. paper presented at Proc Am Soc Clin Oncol. 2003; and O'Reilly, K. E., et. al. Cancer Res 2006, 66, 1500-1508). Thus, combining rapamycin with inhibitors of PI3K can enhance the efficacy of rapamycin (Powis, G. et. al. Clinical Cancer Research 2006, 12, 2964-2966; Sun, S.-Y., et. al. Cancer Research 2005, 65, 7052-7058).

[0009] A growing body of clinical and preclinical data indicates that activation of the PI3K pathway confers resistance to EGFR inhibitors such as erlotinib (Bianco, R., et. al. Oncogene 2003, 22, 2812-2822; Chakravarti, A., et. al. Cancer Res 2002, 62, 200-207; and Janmaat, M. L., et. al. Clin Cancer Res 2003, 9, 2316-2326). Both NSCLC patients with K-Ras mutations and glioblastoma patients with PTEN deletions fail to respond to erlotinib, potentially because of genetic activation of the PI3K pathway (Mellinghoff, I. K., et. al. N. Eng. J Med 2006, 353, 2012-2024). Preclinical studies have shown that downregulation of PI3K signaling in EGFR-expressing tumor cells confers increased sensitivity to EGFR inhibitors (Ihle, N. T., et. al. Mol Cancer Ther 2005, 4, 1349-1357). Thus, treating cancer with a PI3K inhibitor in combination with an EGFR inhibitor, such as erlotinib, is desirable.

[0010] Activation of the PI3K pathway also contributes to the resistance of human tumor cells to DNA damaging agents, such as platins. A number of preclinical studies suggest that inhibiting signaling downstream of PI3K restores or enhances the ability of chemotherapeutic agents such as platins to kill tumor cells (Brognard, J., et. al. Cancer Res 2001, 61, 3986-3997; and Yuan, Z. Q., et. al. J Biol Chem 2003, 278, 23432-23440). Carboplatin is widely used to treat advanced cancers including non-small cell lung carcinomas (NSCLC), which frequently harbor activating mutations in the K-Ras gene, resulting in activation of PI3K (Aviel-Ronen S., et. al. Clin Lung Cancer 2006, 8, 30-38). NSCLC patients with K-Ras mutations do not respond to EGFR inhibitors such as Tarceva, and thus represent a significant unmet medical need (Janne PA, et. al. J Clin Oncology 2005, 23, 3227-3234). Thus, treating NSCLC with a DNA-damaging agent such as a platin in combination with an inhibitor of PI3K is desirable in light of the lack of efficacious treatments.

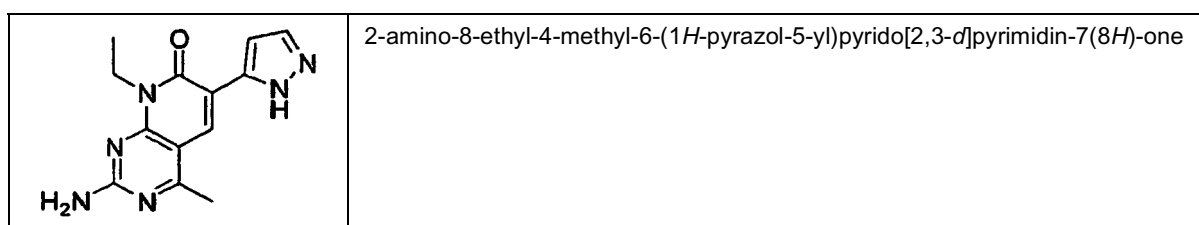
[0011] Treatments that combine an inhibitor of PI3K- α with other anti-cancer agents are desirable and needed.

SUMMARY OF THE INVENTION

[0012] The following only summarizes certain aspects of the invention and is not intended to be limiting in nature. These aspects and other aspects and embodiments are described more fully below. In the event of a discrepancy between the express disclosure of this specification and the references cited herein, the express disclosure of this specification shall control.

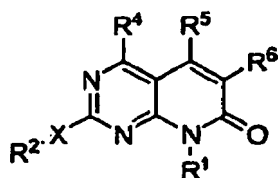
[0013] The compositions for use in the invention are used to treat diseases associated with abnormal and/or unregulated cellular activities. Disease states which can be treated by the methods and compositions described herein include cancer. Described herein are methods of treating these diseases by administering a Compound of Formula I or II in combination with one or more treatments.

According to the present invention, there is provided a therapeutically effective amount of:



or a single isomer thereof, or a pharmaceutically acceptable salt, a hydrate, or solvate thereof, for use in combination with one or more chemotherapeutic agents selected from rapamycin, a rapamycin analogue selected from CCI-779, AP-23573, RAD-001, and TAFA-93, an alkylating agent, a taxane, a platin, an EGFR inhibitor, and an ErbB2 inhibitor, in the treatment of cancer.

[0014] Also described is a method of treating cancer which method comprises administering to a patient a therapeutically effective amount of a Compound of Formula I:



I

or a single isomer thereof where the compound is optionally as a pharmaceutically acceptable salt and additionally optionally as a hydrate and additionally optionally as a solvate thereof; or administering a pharmaceutical composition comprising a therapeutically effective amount of a compound of Formula I and a pharmaceutically acceptable carrier, excipient, or diluent in combination with one or more treatments independently selected from surgery, one or more chemotherapeutic agents, one or more hormone therapies, one or more antibodies, one or more immunotherapies, radioactive iodine therapy, and radiation, where the Compound of Formula I is that wherein:

R¹ is hydrogen, optionally substituted alkyl, optionally substituted cycloalkyl, optionally substituted cycloalkylalkyl, optionally substituted aryl, optionally substituted arylalkyl, optionally substituted heterocycloalkyl, optionally substituted heterocycloalkylalkyl, optionally substituted heteroaryl or optionally substituted heteroarylalkyl;

R² is hydrogen or alkyl where the alkyl is optionally substituted with 1, 2, 3, 4, or 5 R⁸ groups;

X is -NR³-;

R³ hydrogen;

R⁴ is optionally substituted alkyl;

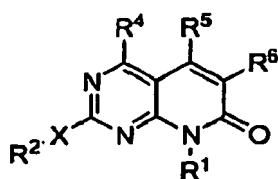
R⁵ is hydrogen; and

R⁶ is phenyl, acyl, or heteroaryl wherein the phenyl and heteroaryl are optionally substituted with 1, 2, 3, 4, or 5 R⁹ groups;

each R⁸, when present, is independently hydroxy, halo, alkoxy, haloalkoxy, amino, alkylamino, dialkylaminoalkyl, or alkoxyalkylamino; and

each R⁹, when present, is independently halo, alkyl, haloalkyl, alkoxy, haloalkoxy, cyano, amino, alkylamino, dialkylamino, alkoxyalkyl, carboxyalkyl, alkoxyalkyl, aminoalkyl, cycloalkyl, aryl, arylalkyl, aryloxy, heterocycloalkyl, or heteroaryl and where the cycloalkyl, aryl, heterocycloalkyl, and heteroaryl, each either alone or as part of another group within R⁹, are independently optionally substituted with 1,2,3, or 4 groups selected from halo, alkyl, haloalkyl, hydroxy, alkoxy, haloalkoxy, amino, alkylamino, and dialkylamino.

[0015] Also described is a method of treating cancer which method comprises administering to a patient a therapeutically effective amount of a Compound of Formula II:



II

or a single isomer thereof where the compound is optionally as a pharmaceutically acceptable salt and additionally optionally as a hydrate and additionally optionally as a solvate thereof; or administering a pharmaceutical composition comprising a therapeutically effective amount of a compound of Formula II and a pharmaceutically acceptable carrier, excipient, or diluent in combination with one or more treatments independently selected from surgery, one or more chemotherapeutic agents, one or more hormone therapies, one or more antibodies, one or more immunotherapies, radioactive iodine therapy, and radiation, where the Compound of Formula II is that wherein:

R¹ is hydrogen, optionally substituted alkyl, optionally substituted C₃-C₇ cycloalkyl, optionally substituted aryl, optionally substituted arylalkyl, optionally substituted heterocycloalkyl, optionally substituted heterocycloalkylalkyl, optionally substituted heteroaryl or optionally substituted heteroarylalkyl;

X is S, SO₂, or -NR³-;

R² is hydrogen, haloalkyl, optionally substituted alkyl, optionally substituted C₃-C₇ cycloalkyl, optionally substituted

aryl, optionally substituted arylalkyl, optionally substituted heterocycloalkyl, optionally substituted heterocycloalkylalkyl, optionally substituted heterocycloalkyl-aryl- or optionally substituted heteroaryl; R² is optionally further substituted with one or more R⁸ groups;

R³, R^{3a}, and R^{3b} are independently hydrogen, optionally substituted alkyl, optionally substituted C₃-C₇ cycloalkyl, optionally substituted aryl, optionally substituted heterocycloalkyl or optionally substituted heteroaryl;

R⁴ is hydrogen, halo, haloalkyl, haloalkoxy, -NR^{3a}-, optionally substituted alkyl, optionally substituted C₁-C₆ alkoxy, optionally substituted C₁-C₆ alkoxyalkyl, optionally substituted aminoalkyl, optionally substituted C₃-C₇ cycloalkyl, optionally substituted aryl, or optionally substituted heteroaryl;

R⁵ is hydrogen, halo, haloalkyl, haloalkoxy, optionally substituted C₁-C₆ alkyl, optionally substituted C₁-C₆ alkoxy, optionally substituted C₁-C₆ alkoxyalkyl, optionally substituted aminoalkyl, optionally substituted C₃-C₇ cycloalkyl, optionally substituted aryl, optionally substituted aryl C₁-C₆ alkyl or optionally substituted heteroaryl; and

R⁶ is hydrogen, halo, haloalkyl, haloalkoxy, -NR^{3b}-, optionally substituted C₁-C₆ alkyl, optionally substituted C₁-C₆ alkoxy, optionally substituted C₁-C₆ alkoxyalkyl, optionally substituted acyl, optionally substituted aminoalkyl, optionally substituted C₃-C₇ cycloalkyl, optionally substituted aryl, optionally substituted arylalkyl, optionally substituted heterocycloalkyl, or optionally substituted heteroaryl; substitutable R⁶ groups are optionally further substituted with 1, 2, 3, 4, or 5 R⁹ groups;

each R⁸, when present, is independently hydroxy, halo, haloalkyl, haloalkoxy, optionally substituted alkyl, optionally substituted C₁-C₆ alkoxy, optionally substituted C₁-C₆ alkoxyalkyl, optionally substituted C₁-C₆ alkoxyalkylaminoalkyl, C₁-C₆ alkylcarboxyheterocycloalkyl, oxy C₁-C₆ alkylheterocycloalkyl, optionally substituted aminoalkyl, optionally substituted C₃-C₇ cycloalkyl, optionally substituted aryl, optionally substituted aryl C₁-C₆ alkyl, optionally substituted heterocycloalkyl, optionally substituted heterocycloalkylalkyl, optionally substituted heteroaryl or optionally substituted heteroarylalkyl;

each R⁹, when present, is independently halo, haloalkyl, haloalkoxy, optionally substituted C₁-C₆ alkyl, optionally substituted C₁-C₆ alkoxy, optionally substituted C₁-C₆ alkoxyalkyl, optionally substituted C₁-C₆ carboxyalkyl, optionally substituted alkoxy carbonyl, optionally substituted aminoalkyl, optionally substituted C₃-C₇ cycloalkyl, optionally substituted aryl, optionally substituted aryl C₁-C₆ alkyl, optionally substituted aryloxy, optionally substituted heterocycloalkyl, or optionally substituted heteroaryl.

DETAILED DESCRIPTION OF THE INVENTION

Abbreviations and Definitions



[0016] The following abbreviations and terms have the indicated meanings throughout:

Abbreviation	Meaning
Ac	acetyl
br	broad
°C	degrees Celsius
c-	cyclo
CBZ	CarboBenZoxy = benzyloxycarbonyl
d	doublet
dd	doublet of doublet
dt	doublet of triplet
DCM	dichloromethane
DME	1,2-dimethoxyethane
DMF	<i>N,N</i> -dimethylformamide
DMSO	dimethyl sulfoxide
dppf	1,1'-bis(diphenylphosphano)ferrocene
EI	Electron Impact ionization
g	gram(s)

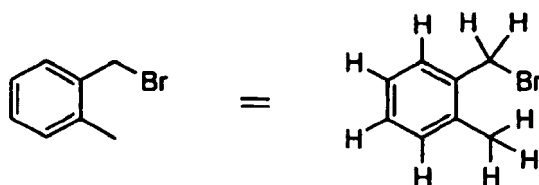
(continued)

Abbreviation	Meaning
h or hr	hour(s)
HPLC	high pressure liquid chromatography
L	liter(s)
M	molar or molarity
m	Multiplet
mg	milligram(s)
MHz	megahertz (frequency)
Min	minute(s)
mL	milliliter(s)
μ L	microliter(s)
μ M	Micromole(s) or micromolar
mM	Millimolar
mmol	millimole(s)
mol	mole(s)
MS	mass spectral analysis
N	normal or normality
nM	Nanomolar
NMR	nuclear magnetic resonance spectroscopy
q	Quartet
RT	Room temperature
s	Singlet
t or tr	Triplet
TFA	trifluoroacetic acid
THF	tetrahydrofuran
TLC	thin layer chromatography

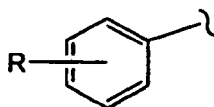
Definitions for a Compound of Formula I and II

[0017] The symbol "-" means a single bond, "=" means a double bond, "≡" means a triple bond, " " means a single or double bond. The symbol " " refers to a group on a double-bond as occupying either position on the terminus of a double bond to which the symbol is attached; that is, the geometry, E- or Z-, of the double bond is ambiguous. When a group is depicted removed from its parent formula, the "~" symbol will be used at the end of the bond which was theoretically cleaved in order to separated the group from its parent structural formula.

[0018] When chemical structures are depicted or described, unless explicitly stated otherwise, all carbons are assumed to have hydrogen substitution to conform to a valence of four. For example, in the structure on the left-hand side of the schematic below there are nine hydrogens implied. The nine hydrogens are depicted in the right-hand structure. Sometimes a particular atom in a structure is described in textual formula as having a hydrogen or hydrogens as substitution (expressly defined hydrogen), for example, $-\text{CH}_2\text{CH}_2-$. It is understood by one of ordinary skill in the art that the aforementioned descriptive techniques are common in the chemical arts to provide brevity and simplicity to description of otherwise complex structures.

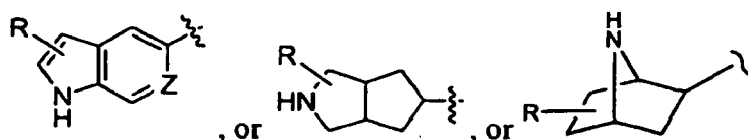


[0019] If a group "R" is depicted as "floating" on a ring system, as for example in the formula:



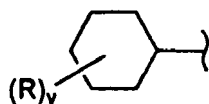
then, unless otherwise defined, a substituent "R" may reside on any atom of the ring system, assuming replacement of a depicted, implied, or expressly defined hydrogen from one of the ring atoms, so long as a stable structure is formed.

[0020] If a group "R" is depicted as floating on a fused ring system, as for example in the formulae:

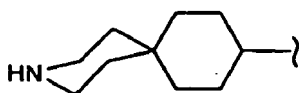


then, unless otherwise defined, a substituent "R" may reside on any atom of the fused ring system, assuming replacement of a depicted hydrogen (for example the -NH- in the formula above), implied hydrogen (for example as in the formula above, where the hydrogens are not shown but understood to be present), or expressly defined hydrogen (for example where in the formula above, "Z" equals =CH-) from one of the ring atoms, so long as a stable structure is formed. In the example depicted, the "R" group may reside on either the 5-membered or the 6-membered ring of the fused ring system. In the formula depicted above, when y is 2 for example, then the two "R's" may reside on any two atoms of the ring system, again assuming each replaces a depicted, implied, or expressly defined hydrogen on the ring.

[0021] When a group "R" is depicted as existing on a ring system containing saturated carbons, as for example in the formula:



where, in this example, "y" can be more than one, assuming each replaces a currently depicted, implied, or expressly defined hydrogen on the ring; then, unless otherwise defined, where the resulting structure is stable, two "R's" may reside on the same carbon. A simple example is when R is a methyl group; there can exist a geminal dimethyl on a carbon of the depicted ring (an "annular" carbon). In another example, two R's on the same carbon, including that carbon, may form a ring, thus creating a spirocyclic ring (a "spirocyclyl" group) structure with the depicted ring as for example in the formula:



[0022] "Acyl" means a -C(O)R radical where R is optionally substituted alkyl, optionally substituted alkenyl, cycloalkyl, cycloalkylalkyl, aryl, aralkyl, heteroaryl, heteroaralkyl, heterocycloalkyl, or heterocycloalkylalkyl, as defined herein, e.g., acetyl, trifluoromethylcarbonyl, or 2-methoxyethylcarbonyl, and the like.

[0023] "Acylamino" means a -NRR' radical where R is hydrogen, hydroxy, alkyl, or alkoxy and R' is acyl, as defined herein.

[0024] "Acyloxy" means an -OR radical where R is acyl, as defined herein, e.g. cyanomethylcarbonyloxy, and the like.

[0025] "Administration" and variants thereof (e.g., "administering" a compound) in reference to a compound of the

invention means introducing the compound or a prodrug of the compound into the system of the animal in need of treatment. When a compound of the invention or prodrug thereof is provided in combination with one or more other active agents (e.g., surgery, radiation, and chemotherapy, etc.), "administration" and its variants are each understood to include concurrent and sequential introduction of the compound or prodrug thereof and other agents.

[0026] "Alkenyl" means a means a linear monovalent hydrocarbon radical of one to six carbon atoms or a branched monovalent hydrocarbon radical of three to 6 carbon atoms which radical contains at least one double bond, e.g., ethenyl, propenyl, 1-but-3-enyl, and 1-pent-3-enyl, and the like.

[0027] "Alkoxy" means an -OR group where R is alkyl group as defined herein. Examples include methoxy, ethoxy, propoxy, isopropoxy, and the like.

[0028] "Alkoxyalkyl" means an alkyl group, as defined herein, substituted with at least one, preferably one, two, or three, alkoxy groups as defined herein. Representative examples include methoxymethyl and the like.

[0029] "Alkoxyalkylamino" means an -NRR' group where R is hydrogen, alkyl, or alkoxyalkyl and R' is alkoxyalkyl, as defined herein.

[0030] "Alkoxyalkylaminoalkyl" means an alkyl group substituted with at least one, specifically one or two, alkoxyalkylamino groups, as defined herein.

[0031] "Alkoxy carbonyl" means a -C(O)R group where R is alkoxy, as defined herein.

[0032] "Alkyl" means a linear saturated monovalent hydrocarbon radical of one to six carbon atoms or a branched saturated monovalent hydrocarbon radical of three to 6 carbon atoms, e.g., methyl, ethyl, propyl, 2-propyl, butyl (including all isomeric forms), or pentyl (including all isomeric forms), and the like.

[0033] "Alkylamino" means an -NHR group where R is alkyl, as defined herein.

[0034] "Alkylaminoalkyl" means an alkyl group substituted with one or two alkylamino groups, as defined herein.

[0035] "Alkylaminoalkoxy" means an -OR group where R is alkylaminoalkyl, as defined herein.

[0036] "Alkyl carbonyl" means a -C(O)R group where R is alkyl, as defined herein.

[0037] "Alkynyl" means a linear monovalent hydrocarbon radical of one to six carbon atoms or a branched monovalent hydrocarbon radical of three to 6 carbon atoms which radical contains at least one triple bond, e.g., ethynyl, propynyl, butynyl, pentyn-2-yl and the like.

[0038] "Amino" means -NH₂.

[0039] "Aminoalkyl" means an alkyl group substituted with at least one, for example one, two or three, amino groups.

[0040] "Aminoalkoxy" means an -OR group where R is aminoalkyl, as defined herein.

[0041] "Aryl" means a monovalent six- to fourteen-membered, mono- or bi-carbocyclic ring, wherein the monocyclic ring is aromatic and at least one of the rings in the bicyclic ring is aromatic. Unless stated otherwise, the valency of the group may be located on any atom of any ring within the radical, valency rules permitting. Representative examples include phenyl, naphthyl, and indanyl, and the like.

[0042] "Arylalkyl" means an alkyl radical, as defined herein, substituted with one or two aryl groups, as defined herein, e.g., benzyl and phenethyl, and the like.

[0043] "Aryloxy" means an -OR group where R is aryl, as defined herein.

[0044] "Carboxyalkyl" means an alkyl group, as defined herein, substituted with at least one, for example one or two, -C(O)OH groups.

[0045] "Cycloalkyl" means a monocyclic or fused bicyclic, saturated or partially unsaturated (but not aromatic), monovalent hydrocarbon radical of three to ten carbon ring atoms. Fused bicyclic hydrocarbon radical includes bridged ring systems. Unless stated otherwise, the valency of the group may be located on any atom of any ring within the radical, valency rules permitting. One or two ring carbon atoms may be replaced by a -C(O)-, -C(S)-, or -C(=NH)- group. In another embodiment, the term cycloalkyl includes, but is not limited to, cyclopropyl, cyclobutyl, cyclopentyl, cyclohexyl, cyclohexyl, or cyclohex-3-enyl, and the like.

[0046] "Cycloalkylalkyl" means an alkyl group substituted with at least one, for example one or two, cycloalkyl groups as defined herein.

[0047] "Dialkylamino" means a -NRR' radical where R and R' are alkyl as defined herein, or an N-oxide derivative, or a protected derivative thereof, e.g., dimethylamino, diethylamino, *N,N*-methylpropylamino or *N,N*-methylethylamino, and the like.

[0048] "Dialkylaminoalkyl" means an alkyl group substituted with one or two dialkylamino groups, as defined herein.

[0049] "Dialkylaminoalkoxy" means an -OR group where R is dialkylaminoalkyl, as defined herein. Representative examples include 2-(*N,N*-diethylamino)-ethoxy, and the like.

[0050] "Fused-polycyclic" or "fused ring system" means a polycyclic ring system that contains bridged or fused rings; that is, where two rings have more than one shared atom in their ring structures. In this application, fused-polycyclics and fused ring systems are not necessarily all aromatic ring systems. Typically, but not necessarily, fused-polycyclics share a vicinal set of atoms, for example naphthalene or 1,2,3,4-tetrahydro-naphthalene. A spiro ring system is not a fused-polycyclic by this definition, but fused polycyclic ring systems of the invention may themselves have spiro rings attached thereto via a single ring atom of the fused-polycyclic. In some examples, as appreciated by one of ordinary

skill in the art, two adjacent groups on an aromatic system may be fused together to form a ring structure. The fused ring structure may contain heteroatoms and may be optionally substituted with one or more groups. It should additionally be noted that saturated carbons of such fused groups (*i.e.* saturated ring structures) can contain two substitution groups.

[0051] "Halogen" or "halo" refers to fluorine, chlorine, bromine or iodine.

[0052] "Haloalkoxy" means an -OR' group where R' is haloalkyl as defined herein, *e.g.*, trifluoromethoxy or 2,2,2-trifluoroethoxy, and the like.

[0053] "Haloalkyl" mean an alkyl group substituted with one or more halogens, for example one to five halo atoms, *e.g.*, trifluoromethyl, 2-chloroethyl, and 2,2-difluoroethyl, and the like.

[0054] "Heteroaryl" means a monocyclic, fused bicyclic, or fused tricyclic, monovalent radical of 5 to 14 ring atoms containing one or more, for example one, two, three, or four ring heteroatoms independently selected from -O-, -S(O)_N (n is 0, 1, or 2), -N-, -N(R^x)-, and the remaining ring atoms being carbon, wherein the ring comprising a monocyclic radical is aromatic and wherein at least one of the fused rings comprising a bicyclic or tricyclic radical is aromatic. One or two ring carbon atoms of any nonaromatic rings comprising a bicyclic or tricyclic radical may be replaced by a -C(O)-, -C(S)-, or -C(=NH)- group. R^x is hydrogen, alkyl, hydroxy, alkoxy, acyl, or alkylsulfonyl. Fused bicyclic radical includes bridged ring systems. Unless stated otherwise, the valency may be located on any atom of any ring of the heteroaryl group, valency rules permitting. When the point of valency is located on the nitrogen, R^x is absent. In another embodiment, the term heteroaryl includes, but is not limited to, 1,2,4-triazolyl, 1,3,5-triazolyl, phthalimidyl, pyridinyl, pyrrolyl, imidazolyl, thienyl, furanyl, indolyl, 2,3-dihydro-1*H*-indolyl (including, for example, 2,3-dihydro-1*H*-indol-2-yl or 2,3-dihydro-1*H*-indol-5-yl, and the like), isoindolyl, indolinyl, isoindolinyl, benzimidazolyl, benzodioxol-4-yl, benzofuranyl, cinnolinyl, indolizinyl, naphthyridinyl, phthalazinyl, phthalazinyl, pteridinyl, purinyl, quinazolinyl, quinoxalinyl, tetrazolyl, pyrazolyl, pyrazinyl, pyrimidinyl, pyridazinyl, oxazolyl, isooxazolyl, oxadiazolyl, benzoxazolyl, quinolinyl, isoquinolinyl, tetrahydroisoquinolinyl (including, for example, tetrahydroisoquinolin-4-yl or tetrahydroisoquinolin-6-yl, and the like), pyrrolo[3,2-*c*]pyridinyl (including, for example, pyrrolo[3,2-*c*]pyridin-2-yl or pyrrolo[3,2-*c*]pyridin-7-yl, and the like), benzopyranyl, thiazolyl, isothiazolyl, thiadiazolyl, benzothiazolyl, benzothienyl, and the derivatives thereof, or N-oxide or a protected derivative thereof.

[0055] "Heteroarylalkyl" means an alkyl group, as defined herein, substituted with at least one, for example one or two heteroaryl groups, as defined herein.

[0056] "Heteroatom" refers to O, S, N, or P.

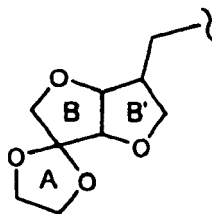
[0057] "Heterocycloalkyl" means a saturated or partially unsaturated (but not aromatic) monovalent monocyclic group of 3 to 8 ring atoms or a saturated or partially unsaturated (but not aromatic) monovalent fused bicyclic group of 5 to 12 ring atoms in which one or more, for example one, two, three, or four ring heteroatoms independently selected from O, S(O)_n (n is 0, 1, or 2), N, N(R^y) (where R^y is hydrogen, alkyl, hydroxy, alkoxy, acyl, or alkylsulfonyl), the remaining ring atoms being carbon. One or two ring carbon atoms may be replaced by a -C(O)-, -C(S)-, or -C(=NH)- group. Fused bicyclic radical includes bridged ring systems. Unless otherwise stated, the valency of the group may be located on any atom of any ring within the radical, valency rules permitting. When the point of valency is located on a nitrogen atom, R^y is absent. In another embodiment the term heterocycloalkyl includes, but is not limited to, azetidyl, pyrrolidinyl, 2-oxopyrrolidinyl, 2,5-dihydro-1*H*-pyrrolyl, piperidinyl, 4-piperidinyl, morpholinyl, piperazinyl, 2-oxopiperazinyl, tetrahydropyranyl, 2-oxopiperidinyl, thiomorpholinyl, thiamorpholinyl, perhydroazepinyl, pyrazolidinyl, imidazolyl, imidazolidinyl, dihydropyridinyl, tetrahydropyridinyl, oxazolyl, oxazolidinyl, isoxazolidinyl, thiazolyl, thiazolidinyl, quinuclidinyl, isothiazolidinyl, octahydroindolyl, octahydroisoindolyl, decahydroisoquinolyl, tetrahydrofuryl, and tetrahydropyranyl, and the derivatives thereof and N-oxide or a protected derivative thereof.

[0058] "Heterocycloalkylalkyl" means an alkyl radical, as defined herein, substituted with one or two heterocycloalkyl groups, as defined herein, *e.g.*, morpholinylmethyl, *N*-pyrrolidinylethyl, and 3-(*N*-azetidyl)propyl, and the like.

[0059] "Heterocycloalkylalkoxy" means an -OR group where R is heterocycloalkylalkyl, as defined herein.

[0060] "saturated bridged ring system" refers to a bicyclic or polycyclic ring system that is not aromatic. Such a system may contain isolated or conjugated unsaturation, but not aromatic or heteroaromatic rings in its core structure (but may have aromatic substitution thereon). For example, hexahydro-furo[3,2-*b*]furan, 2,3,3a,4,7,7a-hexahydro-1*H*-indene, 7-aza-bicyclo[2.2.1]heptane, and 1,2,3,4,4a,5,8,8a-octahydro-naphthalene are all included in the class "saturated bridged ring system."

[0061] "Spirocycl" or "spirocyclic ring" refers to a ring originating from a particular annular carbon of another ring. For example, as depicted below, a ring atom of a saturated bridged ring system (rings B and B'), but not a bridgehead atom, can be a shared atom between the saturated bridged ring system and a spirocycl (ring A) attached thereto. A spirocycl can be carbocyclic or heteroalicyclic.



[0062] "Optional" or "optionally" means that the subsequently described event or circumstance may or may not occur, and that the description includes instances where said event or circumstance occurs and instances in which it does not. One of ordinary skill in the art would understand that with respect to any molecule described as containing one or more optional substituents, only sterically practical and/or synthetically feasible compounds are meant to be included. "Optionally substituted" refers to all subsequent modifiers in a term. So, for example, in the term "optionally substituted arylC₁₋₈ alkyl," optional substitution may occur on both the "C₁₋₈ alkyl" portion and the "aryl" portion of the molecule may or may not be substituted. A list of exemplary optional substitutions is presented below in the definition of "substituted."

[0063] "Optionally substituted alkoxy" means an -OR group where R is optionally substituted alkyl, as defined herein.

[0064] "Optionally substituted alkyl" means an alkyl radical, as defined herein, optionally substituted with one or more groups, for example one, two, three, four, or five groups, independently selected from alkylcarbonyl, alkenylcarbonyl, cycloalkylcarbonyl, alkylcarbonyloxy, alkenylcarbonyloxy, amino, alkylamino, dialkylamino, aminocarbonyl, alkylaminocarbonyl, dialkylaminocarbonyl, cyano, cyanoalkylaminocarbonyl, alkoxy, alkenyloxy, hydroxy, hydroxyalkoxy, halo, carboxy, alkylcarbonylamino, alkylcarbonyloxy, alkyl-S(O)₀₋₂-, alkenyl-S(O)₀₋₂-, aminosulfonyl, alkylaminosulfonyl, dialkylaminosulfonyl, alkylsulfonyl-NR^c- (where R^c is hydrogen, alkyl, optionally substituted alkenyl, hydroxy, alkoxy, alkenyloxy, or cyanoalkyl), alkylaminocarbonyloxy, dialkylaminocarbonyloxy, alkylaminoalkyloxy, dialkylaminoalkyloxy, alkoxy carbonyl, alkenyloxy carbonyl, alkoxy carbonylamino, alkylaminocarbonylamino, dialkylaminocarbonylamino, alkoxyalkyloxy, and -C(O)NR^aR^b (where R^a and R^b are independently hydrogen, alkyl, optionally substituted alkenyl, hydroxy, alkoxy, alkenyloxy, or cyanoalkyl).

[0065] "Optionally substituted alkenyl" means an alkyl radical, as defined herein, optionally substituted with one or more groups, for example one, two, three, four, or five groups, independently selected from alkylcarbonyl, alkenylcarbonyl, cycloalkylcarbonyl, alkylcarbonyloxy, alkenylcarbonyloxy, amino, alkylamino, dialkylamino, aminocarbonyl, alkylaminocarbonyl, dialkylaminocarbonyl, cyano, cyanoalkylaminocarbonyl, alkoxy, alkenyloxy, hydroxy, hydroxyalkoxy, halo, carboxy, alkylcarbonylamino, alkylcarbonyloxy, alkyl-S(O)₀₋₂-, alkenyl-S(O)₀₋₂-, aminosulfonyl, alkylaminosulfonyl, dialkylaminosulfonyl, alkylsulfonyl-NR^c- (where R^c is hydrogen, alkyl, optionally substituted alkenyl, hydroxy, alkoxy, alkenyloxy, or cyanoalkyl), alkylaminocarbonyloxy, dialkylaminocarbonyloxy, alkylaminoalkyloxy, dialkylaminoalkyloxy, alkoxy carbonyl, alkenyloxy carbonyl, alkoxy carbonylamino, alkylaminocarbonylamino, dialkylaminocarbonylamino, alkoxyalkyloxy, and -C(O)NR^aR^b (where R^a and R^b are independently hydrogen, alkyl, optionally substituted alkenyl, hydroxy, alkoxy, alkenyloxy, or cyanoalkyl).

[0066] "Optionally substituted amino" refers to the group -N(H)R or -N(R)R where each R is independently selected from the group: optionally substituted alkyl, optionally substituted alkoxy, optionally substituted aryl, optionally substituted heterocycloalkyl, optionally substituted heteroaryl, acyl, carboxy, alkoxy carbonyl, -S(O)₂-(optionally substituted alkyl), -S(O)₂-(optionally substituted aryl), -S(O)₂-(optionally substituted heterocycloalkyl), -S(O)₂-(optionally substituted heteroaryl), and -S(O)₂-(optionally substituted heteroaryl). For example, "optionally substituted amino" includes diethylamino, methylsulfonylamino, and furanyl-oxy-sulfonamino.

[0067] "Optionally substituted aminoalkyl" means an alkyl group, as defined herein, substituted with at least one, for example one or two, optionally substituted amino groups, as defined herein.

[0068] "Optionally substituted aryl" means an aryl group, as defined herein, optionally substituted with one, two, or three substituents independently selected from acyl, acylamino, acyloxy, optionally substituted alkyl, optionally substituted alkenyl, alkoxy, alkenyloxy, halo, hydroxy, alkoxy carbonyl, alkenyloxy carbonyl, amino, alkylamino, dialkylamino, nitro, aminocarbonyl, alkylaminocarbonyl, dialkylaminocarbonyl, carboxy, cyano, alkylthio, alkylsulfinyl, alkylsulfonyl, aminosulfonyl, alkylaminosulfonyl, dialkylaminosulfonyl, alkylsulfonylamino, aminoalkoxy, or aryl is pentafluorophenyl. Within the optional substituents on "aryl", the alkyl and alkenyl, either alone or as part of another group (including, for example, the alkyl in alkoxy carbonyl), are independently optionally substituted with one, two, three, four, or five halo.

[0069] "Optionally substituted arylalkyl" means an alkyl group, as defined herein, substituted with optionally substituted aryl, as defined herein.

[0070] "Optionally substituted cycloalkyl" means a cycloalkyl group, as defined herein, substituted with one, two, or three groups independently selected from acyl, acyloxy, acylamino, optionally substituted alkyl, optionally substituted alkenyl, alkoxy, alkenyloxy, alkoxy carbonyl, alkenyloxy carbonyl, alkylthio, alkylsulfinyl, alkylsulfonyl, aminosulfonyl, alkylaminosulfonyl, dialkylaminosulfonyl, alkylsulfonylamino, halo, hydroxy, amino, alkylamino, dialkylamino, aminocarbonyl, alkylaminocarbonyl, dialkylaminocarbonyl, nitro, alkoxyalkyloxy, aminoalkoxy, alkylaminoalkoxy, dialkylami-

noalkoxy, carboxy, and cyano. Within the above optional substituents on "cycloalkyl", the alkyl and alkenyl, either alone or as part of another substituent on the cycloalkyl ring, are independently optionally substituted with one, two, three, four, or five halo, e.g. haloalkyl, haloalkoxy, haloalkenyloxy, or haloalkylsulfonyl.

[0071] "Optionally substituted cycloalkylalkyl" means an alkyl group substituted with at least one, for example one or two, optionally substituted cycloalkyl groups, as defined herein.

[0072] "Optionally substituted heteroaryl" means a heteroaryl group optionally substituted with one, two, or three substituents independently selected from acyl, acylamino, acyloxy, optionally substituted alkyl, optionally substituted alkenyl, alkoxy, alkenyloxy, halo, hydroxy, alkoxycarbonyl, alkenyloxycarbonyl, amino, alkylamino, dialkylamino, nitro, aminocarbonyl, alkylaminocarbonyl, dialkylaminocarbonyl, carboxy, cyano, alkylthio, alkylsulfinyl, alkylsulfonyl, amino-sulfonyl, alkylaminosulfonyl, dialkylaminosulfonyl, alkylsulfonylamino, aminoalkoxy, alkylaminoalkoxy, and dialkylaminoalkoxy. Within the optional substituents on "heteroaryl", the alkyl and alkenyl, either alone or as part of another group (including, for example, the alkyl in alkoxycarbonyl), are independently optionally substituted with one, two, three, four, or five halo.

[0073] "Optionally substituted heteroarylalkyl" means an alkyl group, as defined herein, substituted with at least one, for example one or two, optionally substituted heteroaryl groups, as defined herein.

[0074] "Optionally substituted heterocycloalkyl" means a heterocycloalkyl group, as defined herein, optionally substituted with one, two, or three substituents independently selected from acyl, acylamino, acyloxy, optionally substituted alkyl, optionally substituted alkenyl, alkoxy, alkenyloxy, halo, hydroxy, alkoxycarbonyl, alkenyloxycarbonyl, amino, alkylamino, dialkylamino, nitro, aminocarbonyl, alkylaminocarbonyl, dialkylaminocarbonyl, carboxy, cyano, alkylthio, alkylsulfinyl, alkylsulfonyl, aminosulfonyl, alkylaminosulfonyl, dialkylaminosulfonyl, alkylsulfonylamino, aminoalkoxy, or aryl is pentafluorophenyl. Within the optional substituents on "heterocycloalkyl", the alkyl and alkenyl, either alone or as part of another group (including, for example, the alkyl in alkoxycarbonyl), are independently optionally substituted with one, two, three, four, or five halo.

[0075] "Optionally substituted heterocycloalkylalkyl" means an alkyl group, as defined herein, substituted with at least one, for example one or two, optionally substituted heterocycloalkyl groups as defined herein.

[0076] "Yield" for each of the reactions described herein is expressed as a percentage of the theoretical yield.

Definitions for the Compound of formula 100

[0077] The terms used to describe the scope of formula 100 are defined in WO 2004/006846 (US Nat'l Stage Application Serial No. 10/522,004) which is herein incorporated by reference. For example "optionally substituted alkyl" for formula 100 has the meaning given in WO 2004/006846 (US Nat'l Stage Application Serial No. 10/522,004). Whenever a compound of formula 100 is described in this application, whether by structure or by use of the term "formula 100," the terms used to describe that compound are defined by WO 2004/006846 (US Nat'l Stage Application Serial No. 10/522,004).

Other Definitions

[0078] "AKT inhibitor" includes, for example, LY294002, PKC 412, perifosine, compounds in Table 2a, compounds in Table 2b, and compounds described in WO 2006/071819 and WO05/117909. These references also describe in vitro assays that can be used to determine the inhibitory activity of AKT.

[0079] "Alkylating agent" includes, for example, one or more of the following: Chlorambucil, Chlormethine, Cyclophosphamide, Ifosfamide, Melphalan, Carmustine, Streptozocin, Fotemustine, Lomustine, Streptozocin, Carboplatin, Cisplatin, Oxaliplatin, BBR3464, Busulfan, Dacarbazine, Mechlorethamine, Procarbazine, Temozolomide, ThioTEPA, and Uramustine.

[0080] "Antibody" includes, for example, one or more of the following: an IGF1 R antibody (including, for example, α IGF-1R A 12 MoAb, 19D12, h7C 10 and CP-751871), an EGFR antibody (including, for example, Cetuximab (Erbix®) and Panitumumab), an ErbB2 antibody (including, for example, Trastuzumab (Herceptin®)), a VEGF antibody (including, for example, Bevacizumab (Avastin®)), an IgG1 antibody (including, for example, Ibritumomab (tiuxetan)), a CD20 antibody (including, for example, Rituximab and Tositumomab), a CD33 antibody (including, for example, Gemtuzumab and Gemtuzumab ozogamicin), and a CD52 antibody (including, for example, Alemtuzumab).

[0081] "Antimetabolite" includes, for example, methotrexate, Pemetrexed, Raltitrexed, Cladribine, Clofarabine, Fludarabine, Mercaptopurine, Thioguanine, Capecitabine, Cytarabine, fluorouracil (administered with or without leucovorin or folinic acid), and Gemcitabine.

[0082] "Antimicrotubule agent" includes, for example, Vincristine, Vinblastine, Vinorelbine, Vinflunine, and Vindesine.

[0083] "Aromatase inhibitor" includes, for example, one or more of the following: Aminoglutethimide, Anastrozole (Arimidex®), Letrozole (Femara®), Exemestane (Aromasin®), and Formestane (Lentaron®).

[0084] "Cancer" refers to cellular-proliferative disease states, including but not limited to: Cardiac: sarcoma (angiosarcoma, fibrosarcoma, rhabdomyosarcoma, liposarcoma), myxoma, rhabdomyoma, fibroma, lipoma and teratoma; Lung:

bronchogenic carcinoma (squamous cell, undifferentiated small cell, undifferentiated large cell, adenocarcinoma), alveolar (bronchiolar) carcinoma, bronchial adenoma, sarcoma, lymphoma, chondromatous hamartoma, mesothelioma; Gastrointestinal: esophagus (squamous cell carcinoma, adenocarcinoma, leiomyosarcoma, lymphoma), stomach (carcinoma, lymphoma, leiomyosarcoma), pancreas (ductal adenocarcinoma, insulinoma, glucagonoma, gastrinoma, carcinoid tumors, vipoma), small bowel (adenocarcinoma, lymphoma, carcinoid tumors, Kaposi's sarcoma, leiomyoma, hemangioma, lipoma, neurofibroma, fibroma), large bowel (adenocarcinoma, tubular adenoma, villous adenoma, hamartoma, leiomyoma); Genitourinary tract: kidney (adenocarcinoma, Wilm's tumor [nephroblastoma], lymphoma, leukemia), bladder and urethra (squamous cell carcinoma, transitional cell carcinoma, adenocarcinoma), prostate (adenocarcinoma, sarcoma), testis (seminoma, teratoma, embryonal carcinoma, teratocarcinoma, choriocarcinoma, sarcoma, interstitial cell carcinoma, fibroma, fibroadenoma, adenomatoid tumors, lipoma); Liver: hepatoma (hepatocellular carcinoma), cholangiocarcinoma, hepatoblastoma, angiosarcoma, hepatocellular adenoma, hemangioma; Bone: osteogenic sarcoma (osteosarcoma), fibrosarcoma, malignant fibrous histiocytoma, chondrosarcoma, Ewing's sarcoma, malignant lymphoma (reticulum cell sarcoma), multiple myeloma, malignant giant cell tumor chordoma, osteochondroma (osteochondroblastoma), benign chondroma, chondroblastoma, chondromyxofibroma, osteoid osteoma and giant cell tumors; Nervous system: skull (osteoma, hemangioma, granuloma, xanthoma, osteitis deformans), meninges (meningioma, meningiosarcoma, gliomatosis), brain (astrocytoma, medulloblastoma, glioma, ependymoma, germinoma [pinealoma], glioblastoma multiforme, oligodendroglioma, schwannoma, retinoblastoma, congenital tumors), spinal cord neurofibroma, meningioma, glioma, sarcoma); Gynecological: uterus (endometrial carcinoma), cervix (cervical carcinoma, pre-tumor cervical dysplasia), ovaries (ovarian carcinoma [serous cystadenocarcinoma, mucinous cystadenocarcinoma, unclassified carcinoma], granulosa-theca cell tumors, Sertoli-Leydig cell tumors, dysgerminoma, malignant teratoma), vulva (squamous cell carcinoma, intraepithelial carcinoma, adenocarcinoma, fibrosarcoma, melanoma), vagina (clear cell carcinoma, squamous cell carcinoma, botryoid sarcoma [embryonal rhabdomyosarcoma], fallopian tubes (carcinoma); Hematologic: blood (myeloid leukemia [acute and chronic], acute lymphoblastic leukemia, chronic lymphocytic leukemia, myeloproliferative diseases, multiple myeloma, myelodysplastic syndrome), Hodgkin's disease, non-Hodgkin's lymphoma [malignant lymphoma]; Skin: malignant melanoma, basal cell carcinoma, squamous cell carcinoma, Kaposi's sarcoma, moles dysplastic nevi, lipoma, angioma, dermatofibroma, keloids, psoriasis; Adrenal Glands: neuroblastoma; and breast cancer. Thus, the term "cancerous cell" as provided herein, includes a cell afflicted by any one of the above-identified conditions.

[0085] "Chemotherapeutic agent" includes, but is not limited to, an AKT inhibitor, an alkylating agent, an antimetabolite, an antimicrotubule agent, an aromatase inhibitor, a c-KIT inhibitor, a cMET inhibitor, an EGFR inhibitor, an ErbB2 inhibitor, a Flt-3 inhibitor, an HSP90 inhibitor, an IGF1R inhibitor, a platinum, a Raf inhibitor, rapamycin, a Rapamycin analogue, a Receptor Tyrosine Kinase inhibitor, a taxane, a topoisomerase inhibitor, a SRC and/or ABL kinase inhibitor, and a VEGFR inhibitor. A pharmaceutically acceptable salt, solvate, and/or hydrate of a chemotherapeutic agent can be prepared by one of ordinary skill in the art and such salt, solvate, and/or hydrates thereof can be used to practice the invention.

[0086] "c-KIT inhibitor" includes, for example, imatinib, sunitinib, nilotinib, AMG 706, sorafenib, compounds in Table 3b, compounds in Table 3c, compounds in Table 8, compounds in Table 9, and compounds described in WO 2006/108059, WO/2005/020921, WO/2006/033943, and WO 2005/030140.

[0087] "cMET inhibitor" includes, for example, compounds in Table 3a, compounds in Table 3b, compounds in Table 3c, compounds described in WO 2006/108059, WO 2006/014325, and WO 2005/030140.

[0088] "EGFR inhibitor" includes, for example, one or more of the following: pelitinib, lapatinib (Tykerb®), gefitinib (Iressa®), erlotinib (Tarceva®), Zactima (ZD6474, vandetinib), AEE788 and HKI-272, EKB-569, CI-1033, *N*-(3,4-dichloro-2-fluorophenyl)-7-((3*a*R,5*a*S)-2-methyloctahydrocyclopenta[c]pyrrol-5-yl)methyl)oxy)-6-(methyloxy)quinazolin-4-amine, *N*-(4-bromo-3-chloro-2-fluorophenyl)-7-((3*a*R,5*a*S)-2-methyloctahydrocyclopenta[c]pyrrol-5-yl)methyl)oxy)-6-(methyloxy)quinazolin-4-amine, *N*-(3,4-dichloro-2-fluorophenyl)-7-((3*a*R,5*a*S)-2-methyloctahydrocyclopenta[c]pyrrol-5-yl)methyl)oxy)-6-(methyloxy)quinazolin-4-amine, *N*-(4-bromo-3-chloro-2-fluorophenyl)-7-((3*a*R,5*a*S)-2-methyloctahydrocyclopenta[c]pyrrol-5-yl)methyl)oxy)-6-(methyloxy)quinazolin-4-amine, compounds in Table 4, compounds in Table 7, and compounds described in WO 2004/006846 and WO 2004/050681.

[0089] "ErbB2 inhibitor" includes, for example, lapatinib (GW572016), PKI-166, canertinib, CI-1033, HK1272, and EKB-569.

[0090] "Flt-3 inhibitor" includes, for example, CEP-701, PKC 412, MLN 518, sunitinib, sorafenib, compounds in Table 3a, compounds in Table 3b, compounds in Table 3c, compounds in Table 9, and compounds described in WO 2006/108059, WO/2006/033943, WO 2006/014325, and WO 2005/030140.

[0091] "Hormone therapy" and "hormonal therapy" include, for example, treatment with one or more of the following: steroids (e.g. dexamethasone), finasteride, tamoxifen, and an aromatase inhibitor.

[0092] "HSP90 inhibitor" includes, for example, 17-AAG, 17-DMAG, Geldanamycin, 5-(2,4-dihydroxy-5-isopropylphenyl)-*N*-ethyl-4-(4-(morpholinomethyl)phenyl)isoxazole-3-carboxamide [NVP-AUY922 (VER 52296)], 6-chloro-9-((4-methoxy-3,5-dimethylpyridin-2-yl)methyl)-9*H*-purin-2-amine (CNF2024, also named BIIB021), compounds disclosed in

WO2004072051 (which is herein incorporated by reference), compounds disclosed in WO2005028434 (which is herein incorporated by reference), compounds disclosed in WO2007035620 (which is herein incorporated by reference) and compounds disclosed in WO2006091963 (which is herein incorporated by reference).

[0093] "IGF1R inhibitor" includes, for example, Tyrphostin AG 1024, compounds in Table 5a, compounds in Table 5b, and compounds described in WO06/074057.

[0094] "Kinase-dependent diseases or conditions" refer to pathologic conditions that depend on the activity of one or more protein kinases. Kinases either directly or indirectly participate in the signal transduction pathways of a variety of cellular activities including proliferation, adhesion, migration, differentiation and invasion. Diseases associated with kinase activities include tumor growth, the pathologic neovascularization that supports solid tumor growth, and associated with other diseases where excessive local vascularization is involved such as ocular diseases (diabetic retinopathy, age-related macular degeneration, and the like) and inflammation (psoriasis, rheumatoid arthritis, and the like).

[0095] While not wishing to be bound to theory, phosphatases can also play a role in "kinase-dependent diseases or conditions" as cognates of kinases; that is, kinases phosphorylate and phosphatases dephosphorylate, for example protein substrates. Therefore compounds of the invention, while modulating kinase activity as described herein, may also modulate, either directly or indirectly, phosphatase activity. This additional modulation, if present, may be synergistic (or not) to activity of compounds of the invention toward a related or otherwise interdependent kinase or kinase family. In any case, as stated previously, the compounds of the invention are useful for treating diseases characterized in part by abnormal levels of cell proliferation (*i.e.* tumor growth), programmed cell death (apoptosis), cell migration and invasion and angiogenesis associated with tumor growth.

[0096] "Metabolite" refers to the break-down or end product of a compound or its salt produced by metabolism or biotransformation in the animal or human body; for example, biotransformation to a more polar molecule such as by oxidation, reduction, or hydrolysis, or to a conjugate (see Goodman and Gilman, "The Pharmacological Basis of Therapeutics" 8th Ed., Pergamon Press, Gilman et al. (eds), 1990 for a discussion of biotransformation). As used herein, the metabolite of a compound of the invention or its salt may be the biologically active form of the compound in the body. In one example, a prodrug may be used such that the biologically active form, a metabolite, is released *in vivo*. In another example, a biologically active metabolite is discovered serendipitously, that is, no prodrug design *per se* was undertaken. An assay for activity of a metabolite of a compound of the present invention is known to one of skill in the art in light of the present disclosure.

[0097] "Patient" for the purposes of the present invention includes humans and other animals, particularly mammals, and other organisms. Thus the methods are applicable to both human therapy and veterinary applications. In a preferred embodiment the patient is a mammal, and in a most preferred embodiment the patient is human.

[0098] A "pharmaceutically acceptable salt" of a compound means a salt that is pharmaceutically acceptable and that possesses the desired pharmacological activity of the parent compound. It is understood that the pharmaceutically acceptable salts are non-toxic. Additional information on suitable pharmaceutically acceptable salts can be found in Remington's Pharmaceutical Sciences, 17th ed., Mack Publishing Company, Easton, PA, 1985, which is incorporated herein by reference or S. M. Berge, et al., "Pharmaceutical Salts," J. Pharm. Sci., 1977;66:1-19 both of which are incorporated herein by reference.

[0099] Examples of pharmaceutically acceptable acid addition salts include those formed with inorganic acids such as hydrochloric acid, hydrobromic acid, sulfuric acid, nitric acid, phosphoric acid, and the like; as well as organic acids such as acetic acid, trifluoroacetic acid, propionic acid, hexanoic acid, cyclopentanepropionic acid, glycolic acid, pyruvic acid, lactic acid, oxalic acid, maleic acid, malonic acid, succinic acid, fumaric acid, tartaric acid, citric acid, benzoic acid, cinnamic acid, 3-(4-hydroxybenzoyl)benzoic acid, mandelic acid, methanesulfonic acid, ethanesulfonic acid, 1,2-ethanedisulfonic acid, 2-hydroxyethanesulfonic acid, benzenesulfonic acid, 4-chlorobenzenesulfonic acid, 2-naphthalenesulfonic acid, 4-toluenesulfonic acid, camphorsulfonic acid, glucoheptonic acid, 4,4'-methylenebis-(3-hydroxy-2-ene-1-carboxylic acid), 3-phenylpropionic acid, trimethylacetic acid, tertiary butylacetic acid, lauryl sulfuric acid, gluconic acid, glutamic acid, hydroxynaphthoic acid, salicylic acid, stearic acid, muconic acid, p-toluenesulfonic acid, and salicylic acid and the like.

[0100] Examples of a pharmaceutically acceptable base addition salts include those formed when an acidic proton present in the parent compound is replaced by a metal ion, such as sodium, potassium, lithium, ammonium, calcium, magnesium, iron, zinc, copper, manganese, aluminum salts and the like. Preferable salts are the ammonium, potassium, sodium, calcium, and magnesium salts. Salts derived from pharmaceutically acceptable organic non-toxic bases include, but are not limited to, salts of primary, secondary, and tertiary amines, substituted amines including naturally occurring substituted amines, cyclic amines and basic ion exchange resins. Examples of organic bases include isopropylamine, trimethylamine, diethylamine, triethylamine, tripropylamine, ethanolamine, 2-dimethylaminoethanol, 2-diethylaminoethanol, dicyclohexylamine, lysine, arginine, histidine, caffeine, procaine, hydrabamine, choline, betaine, ethylenediamine, glucosamine, methylglucamine, theobromine, purines, piperazine, piperidine, N-ethylpiperidine, tromethamine, N-methylglucamine, polyamine resins, and the like. Exemplary organic bases are isopropylamine, diethylamine, ethanolamine, trimethylamine, dicyclohexylamine, choline, and caffeine.

[0101] "Platin," and "platin-containing agent" include, for example, cisplatin, carboplatin, and oxaliplatin.

[0102] "Prodrug" refers to compounds that are transformed (typically rapidly) *in vivo* to yield the parent compound of the above formulae, for example, by hydrolysis in blood. Common examples include, but are not limited to, ester and amide forms of a compound having an active form bearing a carboxylic acid moiety. Examples of pharmaceutically acceptable esters of the compounds of this invention include, but are not limited to, alkyl esters (for example with between about one and about six carbons) the alkyl group is a straight or branched chain. Acceptable esters also include cycloalkyl esters and arylalkyl esters such as, but not limited to benzyl. Examples of pharmaceutically acceptable amides of the compounds of this invention include, but are not limited to, primary amides, and secondary and tertiary alkyl amides (for example with between about one and about six carbons). Amides and esters of the compounds of the present invention may be prepared according to conventional methods. A thorough discussion of prodrugs is provided in T. Higuchi and V. Stella, "Pro-drugs as Novel Delivery Systems," Vol 14 of the A.C.S. Symposium Series, and in Bioreversible Carriers in Drug Design, ed. Edward B. Roche, American Pharmaceutical Association and Pergamon Press, 1987, both of which are incorporated herein by reference for all purposes.

[0103] "Raf inhibitor" includes, for example, sorafenib, RAF 265 (CHIR 265), compounds in Table 6, and compounds described in WO 2005/112932. These references also describe *in vitro* assays that can be used to determine the inhibitory activity of RAF.

[0104] "Rapamycin analogue" includes for example, CCI-779, AP 23573, RAD 001, TAFA 93, and compounds described in WO 2004/101583 and US 7,160,867 which are each incorporated herein by reference in their entireties.

[0105] "Receptor Tyrosine Kinase inhibitor" includes, for example, inhibitors of AKT, EGFR, ErbB2, IGF1R, KIT, Met, Raf, and VEGFR2. Examples of receptor tyrosine kinase inhibitors can be found in WO 2006/108059 (US Nat'l Stage Application Serial No. 11/910,720), WO 2006/074057 (US Nat'l Stage Application Serial No. 11/722,719), WO 2006/071819 (US Nat'l Stage Application Serial No. 11/722,291), WO 2006/014325 (US Nat'l Stage Application Serial No. 11/571,140), WO 2005/117909 (US Nat'l Stage Application Serial No. 11/568,173), WO 2005/030140 (US Nat'l Stage Application Serial No. 10/573,336), WO 2004/050681 (US Nat'l Stage Application Serial No. 10/533,555), WO 2005/112932 (US Nat'l Stage Application Serial No. 11/568,789), and WO 2004/006846 (US Nat'l Stage Application Serial No. 10/522,004), each of which is incorporated herein by reference for all purposes. In particular, the applications cited in this paragraph are incorporated for the purpose of providing specific examples and generic embodiments (and the definitions associated with the terms used in the embodiments) of compounds that are useful in the practice of the invention. These references also describe *in vitro* assays useful in the practice of this invention.

[0106] "Taxane" includes, for example, one or more of the following: Paclitaxel (Taxol®) and Docetaxel (Taxotere®).

[0107] "Therapeutically effective amount" is an amount of a compound of the invention, that when administered to a patient, ameliorates a symptom of the disease. The amount of a compound of the invention which constitutes a "therapeutically effective amount" will vary depending on the compound, the disease state and its severity, the age of the patient to be treated, and the like. The therapeutically effective amount can be determined routinely by one of ordinary skill in the art having regard to their knowledge and to this disclosure.

[0108] "Topoisomerase inhibitor" includes, for example, one or more of the following: amsacrine, camptothecin, etoposide, etoposide phosphate, exatecan, irinotecan, lurtotecan, and teniposide, and topotecan.

[0109] "Treating" or "treatment" of a disease, disorder, or syndrome, as used herein, includes (i) preventing the disease, disorder, or syndrome from occurring in a human, *i.e.* causing the clinical symptoms of the disease, disorder, or syndrome not to develop in an animal that may be exposed to or predisposed to the disease, disorder, or syndrome but does not yet experience or display symptoms of the disease, disorder, or syndrome; (ii) inhibiting the disease, disorder, or syndrome, *i.e.*, arresting its development; and (iii) relieving the disease, disorder, or syndrome, *i.e.*, causing regression of the disease, disorder, or syndrome. As is known in the art, adjustments for systemic versus localized delivery, age, body weight, general health, sex, diet, time of administration, drug interaction and the severity of the condition may be necessary, and will be ascertainable with routine experimentation by one of ordinary skill in the art.

[0110] "SRC and/or ABL kinase inhibitor" includes, for example, dasatinib, imatinib (Gleevec®), and compounds described in WO 2006/074057.

[0111] "VEGFR inhibitor" includes, for example, one or more of the following: VEGF Trap, ZD6474 (vandetanib, Zactima), sorafenib, Angiozyme, AZD2171 (cediranib), pazopanib, sorafenib, axitinib, SU5416 (semaxanib), PTK787 (vatalanib), AEE778, RAF 265, sunitinib (Sutent), *N*-(3,4-dichloro-2-fluorophenyl)-7-(((3*a*R,5*r*,6*a*S)-2-methyloctahydrocyclopenta[c]pyrrol-5-yl)methyl)oxy)-6-(methyloxy)quinazolin-4-amine, *N*-(4-bromo-3-chloro-2-fluorophenyl)-7-(((3*a*R,5*r*,6*a*S)-2-methyloctahydrocyclopenta[c]pyrrol-5-yl)methyl)oxy)-6-(methyloxy)quinazolin-4-amine, *N*-(3,4-dichloro-2-fluorophenyl)-7-(((3*a*R,5*s*,6*a*S)-2-methyloctahydrocyclopenta[c]pyrrol-5-yl)methyl)oxy)-6-(methyloxy)quinazolin-4-amine, *N*-(4-bromo-3-chloro-2-fluorophenyl)-7-(((3*a*R,5*s*,6*a*S)-2-methyloctahydrocyclopenta[c]pyrrol-5-yl)methyl)oxy)-6-(methyloxy)quinazolin-4-amine, compounds in Table 7, and compounds described in WO 2004/050681 and WO 2004/006846.

Embodiments of the Invention

[0112] The following paragraphs present a number of options for compounds that are described herein. In each instance, the option includes both the recited compounds as well as individual isomers and mixtures of isomers. In addition, in each instance, the option includes the pharmaceutically acceptable salts, hydrates, and/or solvates of the recited compounds and any individual isomers or mixture of isomers thereof.

[0113] Also described is a method of treating cancer which method comprises administering to a patient a therapeutically effective amount of a Compound of Formula I, as defined above, where growth and/or survival of tumor cells of the cancer is enhanced, at least in part, by the activity of PI3K; in combination with one or more treatments selected from surgery, one or more chemotherapeutic agents, one or more hormone therapies, one or more antibodies, one or more immunotherapies, radioactive iodine therapy, and radiation.

[0114] Also described is a method of treating cancer which method comprises administering to a patient a therapeutically effective amount of a Compound of Formula I, as defined above, in combination with one or more treatments independently selected from surgery, one or more chemotherapeutic agents, one or more hormone therapies, one or more antibodies, one or more immunotherapies, radioactive iodine therapy, and radiation; where the cancer is selected from breast cancer, colon cancer, rectal cancer, endometrial cancer, gastric carcinoma (including gastrointestinal carcinoid tumors and gastrointestinal stromal tumors), glioblastoma, hepatocellular carcinoma, small cell lung cancer, non-small cell lung cancer (NSCLC), melanoma, ovarian cancer, cervical cancer, pancreatic cancer, prostate carcinoma, acute myelogenous leukemia (AML), chronic myelogenous leukemia (CML), non-Hodgkin's lymphoma, and thyroid carcinoma. Also described is a method of treating cancer which method comprises administering to a patient a therapeutically effective amount of a Compound of Formula I, as defined above, in combination with one or more treatments independently selected from surgery, one or more chemotherapeutic agents, one or more hormone therapies, one or more antibodies, one or more immunotherapies, radioactive iodine therapy, and radiation; where the cancer is selected from prostate cancer, NSCLC, ovarian cancer, cervical cancer, breast cancer, colon cancer, rectal cancer, and glioblastoma. Also described is a method of treating cancer which method comprises administering to a patient a therapeutically effective amount of a Compound of Formula I, as defined above, in combination with one or more treatments independently selected from surgery, one or more chemotherapeutic agents, one or more hormone therapies, one or more antibodies, one or more immunotherapies, radioactive iodine therapy, and radiation; where the cancer is selected from NSCLC, breast cancer, prostate cancer, glioblastoma, and ovarian cancer.

[0115] Also described is a method of treating cancer which method comprises administering to a patient a therapeutically effective amount of a Compound of Formula I, as defined above, in combination with a treatment where the treatment is one or more chemotherapeutic agents.

[0116] Also described is a method of treating cancer which method comprises administering to a patient a therapeutically effective amount of a Compound of Formula I, as defined above, in combination with a treatment where the treatment is one or two chemotherapeutic agents independently selected from rapamycin, a rapamycin analogue, an alkylating agent, a taxane, a platin, an EGFR inhibitor, and an ErbB2 inhibitor. Also described is a method of treating cancer which method comprises administering to a patient a therapeutically effective amount of a Compound of Formula I, as defined above, in combination with a treatment where the treatment is one or two chemotherapeutic agents independently selected from rapamycin, temozolomide, paclitaxel, docetaxel, carboplatin, cisplatin, oxaliplatin, gefitinib (Iressa®), erlotinib (Tarceva®), Zactima (ZD6474), HKI-272, pelitinib, carnertinib, a compound selected from Table 4, a compound in Table 7, and lapatinib. Also described is a method of treating cancer which method comprises administering to a patient a therapeutically effective amount of a Compound of Formula I, as defined above, in combination with a treatment where the treatment is one or two chemotherapeutic agents independently selected from rapamycin, temozolomide, paclitaxel, docetaxel, carboplatin, trastuzumab, erlotinib, *N*-(3,4-dichloro-2-fluorophenyl)-7-(((3a*R*,5*R*,6a*S*)-2-methyloctahydrocyclopenta[*c*]pyrrol-5-yl)methyl)oxy)-6-(methyloxy)quinazolin-4-amine, *N*-(4-bromo-3-chloro-2-fluorophenyl)-7-(((3a*R*,5*R*,6a*S*)-2-methyloctahydrocyclopenta[*c*]pyrrol-5-yl)methyl)oxy)-6-(methyloxy)quinazolin-4-amine, *N*-(3,4-dichloro-2-fluorophenyl)-7-(((3a*R*,5*S*,6a*S*)-2-methyloctahydrocyclopenta[*c*]pyrrol-5-yl)methyl)oxy)-6-(methyloxy)quinazolin-4-amine, *N*-(4-bromo-3-chloro-2-fluorophenyl)-7-(((3a*R*,5*S*,6a*S*)-2-methyloctahydrocyclopenta[*c*]pyrrol-5-yl)methyl)oxy)-6-(methyloxy)quinazolin-4-amine, a compound in Table 7, and lapatinib. Also described is a method of treating cancer which method comprises administering to a patient a therapeutically effective amount of a Compound of Formula I, as defined above, in combination with a treatment where the treatment is one or two chemotherapeutic agents independently selected from rapamycin, paclitaxel, carboplatin, erlotinib, and *N*-(3,4-dichloro-2-fluorophenyl)-7-(((3a*R*,5*R*,6a*S*)-2-methyloctahydrocyclopenta[*c*]pyrrol-5-yl)methyl)oxy)-6-(methyloxy)quinazolin-4-amine.

[0117] Also described is a method of treating cancer which method comprises administering to a patient a therapeutically effective amount of a Compound of Formula I, as defined above, in combination with a treatment where the treatment is one or two chemotherapeutic agents independently selected from a platin and a taxane. Also described is a method of treating cancer which method comprises administering to a patient a therapeutically effective amount of a Compound of Formula I, as defined above, in combination with a treatment where the treatment is one or two chemo-

therapeutic agents independently selected from carboplatin, cisplatin, oxaliplatin, and paclitaxel.

[0118] Also described is a method of treating cancer which method comprises administering to a patient a therapeutically effective amount of a Compound of Formula I, as defined above, in combination with a treatment where the treatment is one or two chemotherapeutic agents where one of the chemotherapeutic agent is an AKT inhibitor. Also described is a method of treating cancer which method comprises administering to a patient a therapeutically effective amount of a Compound of Formula I, as defined above, in combination with a treatment where the treatment is one or two chemotherapeutic agents where one of the chemotherapeutic agents is an AKT inhibitor selected from perifosine, PKC 412, a compound in Table 2a, and a compound in Table 2b.

[0119] Also described is a method of treating cancer which method comprises administering to a patient a therapeutically effective amount of a Compound of Formula I, as defined above, in combination with a treatment where the treatment is one or two chemotherapeutic agents where one of the chemotherapeutic agents is a cMET inhibitor. Also described is a method of treating cancer which method comprises administering to a patient a therapeutically effective amount of a Compound of Formula I, as defined above, in combination with a treatment where the treatment is one or two chemotherapeutic agents where one of the chemotherapeutic agents is a cMET inhibitor selected from a compound in Table 3a, a compound in Table 3b, and a compound in Table 3c.

[0120] Also described is a method of treating cancer which method comprises administering to a patient a therapeutically effective amount of a Compound of Formula I, as defined above, in combination with a treatment where the treatment is one or two chemotherapeutic agents where one of the chemotherapeutic agents is an EGFR inhibitor. Also described is a method of treating cancer which method comprises administering to a patient a therapeutically effective amount of a Compound of Formula I, as defined above, in combination with a treatment where the treatment is one or two chemotherapeutic agents where one of the chemotherapeutic agents is an EGFR inhibitor selected from lapatinib (Tykerb®), gefitinib (Iressa®), erlotinib (Tarceva®), Zactima (ZD6474), AEE788, HKI-272, EKB-569, CI 1033, a compound selected from Table 4, and a compound in Table 7. Also described is a method of treating cancer which method comprises administering to a patient a therapeutically effective amount of a Compound of Formula I, as defined above, in combination with a treatment where the treatment is one or two chemotherapeutic agents where one of the chemotherapeutic agents is an EGFR inhibitor selected from lapatinib (Tykerb®), gefitinib (Iressa®), erlotinib (Tarceva®), Zactima (ZD6474), AEE788, HKI-272, EKB-569, CI 1033, *N*-(3,4-dichloro-2-fluorophenyl)-7-(((3a*R*,5*r*,6a*S*)-2-methyloctahydrocyclopenta[*c*]pyrrol-5-yl)methyl)oxy)-6-(methyloxy)quinazolin-4-amine *N*-(4-bromo-3-chloro-2-fluorophenyl)-7-(((3a*R*,5*r*,6a*S*)-2-methyloctahydrocyclopenta[*c*]pyrrol-5-yl)methyl)oxy)-6-(methyloxy)quinazolin-4-amine, *N*-(3,4-dichloro-2-fluorophenyl)-7-(((3a*R*,5*s*,6a*S*)-2-methyloctahydrocyclopenta[*c*]pyrrol-5-yl)methyl)oxy)-6-(methyloxy)quinazolin-4-amine, and *N*-(4-bromo-3-chloro-2-fluorophenyl)-7-(((3a*R*,5*s*,6a*S*)-2-methyloctahydrocyclopenta[*c*]pyrrol-5-yl)methyl)oxy)-6-(methyloxy)quinazolin-4-amine.

[0121] Also described is a method of treating cancer which method comprises administering to a patient a therapeutically effective amount of a Compound of Formula I, as defined above, in combination with a treatment where the treatment is one or two chemotherapeutic agents where one of the chemotherapeutic agents is an ErbB2 inhibitor. Also described is a method of treating cancer which method comprises administering to a patient a therapeutically effective amount of a Compound of Formula I, as defined above, in combination with a treatment where the treatment is one or two chemotherapeutic agents where one of the chemotherapeutic agents is an ErbB2 inhibitor selected from lapatinib, EKB-569, HKI272, CI 1033, PKI-166, and a compound selected from Table 4.

[0122] Also described is a method of treating cancer which method comprises administering to a patient a therapeutically effective amount of a Compound of Formula I, as defined above, in combination with a treatment where the treatment is one or two chemotherapeutic agents where one of the chemotherapeutic agents is an HSP90 inhibitor. Also described is a method of treating cancer which method comprises administering to a patient a therapeutically effective amount of a Compound of Formula I, as defined above, in combination with a treatment where the treatment is one or two chemotherapeutic agents where one of the chemotherapeutic agents is an HSP90 inhibitor selected from 17-AAG, 17-DMAG, Geldanamycin, and CNF2024. Also described is a method of treating cancer which method comprises administering to a patient a therapeutically effective amount of a Compound of Formula I, as defined above, in combination with a treatment where the treatment is one or two chemotherapeutic agents where one of the chemotherapeutic agents is an HSP90 inhibitor selected from 17-AAG, 17-DMAG, and Geldanamycin.

[0123] Also described is a method of treating cancer which method comprises administering to a patient a therapeutically effective amount of a Compound of Formula I, as defined above, in combination with a treatment where the treatment is one or two chemotherapeutic agents where one of the chemotherapeutic agents is an IGF1R inhibitor. Also described is a method of treating cancer which method comprises administering to a patient a therapeutically effective amount of a Compound of Formula I, as defined above, in combination with a treatment where the treatment is one or two chemotherapeutic agents where one of the chemotherapeutic agents is an IGF1R inhibitor selected from Table 5a and Table 5b.

[0124] Also described is a method of treating cancer which method comprises administering to a patient a therapeutically effective amount of a Compound of Formula I, as defined above, in combination with a treatment where the

treatment is one or two chemotherapeutic agents where one of the chemotherapeutic agents is a Raf inhibitor. Also described is a method of treating cancer which method comprises administering to a patient a therapeutically effective amount of a Compound of Formula I, as defined above, in combination with a treatment where the treatment is one or two chemotherapeutic agents where one of the chemotherapeutic agents is a Raf inhibitor selected from sorafenib, RAF 265 (CHIR-265), and a compound in Table 6.

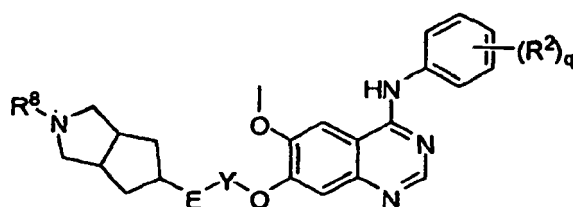
[0125] Also described is a method of treating cancer which method comprises administering to a patient a therapeutically effective amount of a Compound of Formula I, as defined above, in combination with a treatment where the treatment is one or two chemotherapeutic agents where one of the chemotherapeutic agents is a VEGFR inhibitor. Also described is a method of treating cancer which method comprises administering to a patient a therapeutically effective amount of a Compound of Formula I, as defined above, in combination with a treatment where the treatment is one or two chemotherapeutic agents where one of the chemotherapeutic agents is a VEGFR inhibitor selected from VEGF Trap, ZD6474 (Zactima), cediranib (AZ2171), pazopanib, sunitinib, sorafenib, axitinib, AEE788, RAF 265 (CHIR-265), a compound selected from Table 4, and a compound selected from Table 7.

[0126] Also described is a method of treating cancer which method comprises administering to a patient a therapeutically effective amount of a Compound of Formula I, as defined above, in combination with a treatment where the treatment is one or two chemotherapeutic agents where one of the chemotherapeutic agents is a cKIT inhibitor. Also described is a method of treating cancer which method comprises administering to a patient a therapeutically effective amount of a Compound of Formula I, as defined above, in combination with a treatment where the treatment is one or two chemotherapeutic agents where one of the chemotherapeutic agents is a cKIT inhibitor selected from imatinib, sunitinib, nilotinib, AMG 706, sorafenib, a compound in Table 3b, a compound in Table 3c, a compound in Table 8, and a compound in Table 9.

[0127] Also described is a method of treating cancer which method comprises administering to a patient a therapeutically effective amount of a Compound of Formula I, as defined above, in combination with a treatment where the treatment is one or two chemotherapeutic agents where one of the chemotherapeutic agents is a FLT3 inhibitor. Also described is a method of treating cancer which method comprises administering to a patient a therapeutically effective amount of a Compound of Formula I, as defined above, in combination with a treatment where the treatment is one or two chemotherapeutic agents where one of the chemotherapeutic agents is a FLT3 inhibitor selected from CEP-701, PKC 412, sunitinib, MLN 518, sunitinib, sorafenib, a compound in Table 3a, a compound in Table 3b, a compound in Table 3c, and a compound in Table 9.

[0128] Also described is a method of treating cancer which method comprises administering to a patient a therapeutically effective amount of a Compound of Formula I, as defined above, in combination with a treatment where the treatment is one or two chemotherapeutic agents where one of the chemotherapeutic agents is selected from rapamycin, a rapamycin analogue, PI103, and SF 1126. Also described is a method of treating cancer which method comprises administering to a patient a therapeutically effective amount of a Compound of Formula I, as defined above, in combination with a treatment where the treatment is one or two chemotherapeutic agents where one of the chemotherapeutic agents is selected from rapamycin, CCI-779, AP 23573, RAD 001, TAFA 93, PI103, and SF 1126. Also described is a method of treating cancer which method comprises administering to a patient a therapeutically effective amount of a Compound of Formula I, as defined above, in combination with a treatment where the treatment is one or two chemotherapeutic agents where one of the chemotherapeutic agents is rapamycin.

[0129] Also described is a method of treating cancer which method comprises administering to a patient a therapeutically effective amount of a Compound of Formula I, as defined above, in combination with a treatment where the treatment is one or two chemotherapeutic agents where one of the chemotherapeutic agents is of formula **100**:

**100**

where q is 1, 2, or 3; E is -NR⁹-, -O-, or absent and Y is -CH₂CH₂-, -CH₂-, or absent provided that when E is -NR⁹- or -O-, then Y is -CH₂CH₂-; R² is selected from halogen, trihalomethyl, -CN, -NO₂, -OR³, and lower alkyl; R⁸ is selected from -H, lower alkyl, -C(O)OR³-, C(O)N(R³)R⁴-, -SO₂R⁴, and -C(O)R³; R⁹ is hydrogen or lower alkyl; R³ is hydrogen or R⁴; R⁴ is selected from lower alkyl, aryl, lower arylalkyl, heterocyclyl, and lower heterocyclalkyl; or R³ and R⁴, when taken together with a common nitrogen to which they are attached, form a five- to seven-membered heterocyclyl, said

five- to seven-membered heterocyclyl optionally containing one or more additional heteroatom selected from N, O, S, and P; or a single geometric isomer, stereoisomer, racemate, enantiomer, or diastereomer, thereof and optionally as a pharmaceutically acceptable salt, additionally optionally as a solvate, and additionally as a hydrate thereof. The terms used to describe the scope of formula 100 are defined in WO 2004/006846 (US Nat'l Stage Application Serial No. 10/522,004) which is herein incorporated by reference. Whenever a compound of formula 100 is described in this application, whether by structure or by use of the term "formula 100," the terms used to describe that compound are defined by WO 2004/006846 (US Nat'l Stage Application Serial No. 10/522,004). In particular, "alkyl" in formula 100 is intended to include linear, branched, or cyclic hydrocarbon structures and combinations thereof, inclusively; "lower alkyl" means alkyl groups of from one to six carbon atoms. "Aryl" in formula 100 means an aromatic six- to fourteen-membered carbocyclic rings which include, for example, benzene, naphthalene, indane, tetralin, fluorene and the like. "Lower arylalkyl" in formula 100 means a residue in which an aryl moiety is attached to a parent structure via one of an alkylene, alkenylene, or alkynylene radical where the "alkyl" portion of the group has one to six carbons; examples include benzyl; phenethyl, phenylvinyl, phenylallyl and the like. In formula 100, "heterocyclyl" means a stable monocyclic, bicyclic or tricyclic three- to fifteen-membered ring radical (including fused or bridged ring systems) that consists of carbon atoms and from one to five heteroatoms selected from the group consisting of nitrogen, phosphorus, oxygen and sulfur where the nitrogen, phosphorus, carbon and sulfur atoms in the heterocyclyl radical may be optionally oxidized to various oxidation states and the nitrogen atom may be optionally quaternized; and the ring radical may be partially or fully saturated or aromatic. "Lower heterocyclylalkyl" means a residue in which a heterocyclyl is attached to a parent structure via one of an alkylene, alkenylene, and alkynylene radical having one to six carbons.

[0130] Also described is a method of treating cancer which method comprises administering to a patient a therapeutically effective amount of a Compound of Formula I, as defined above, in combination with a treatment where the treatment is one or two chemotherapeutic agents where one of the chemotherapeutic agents is selected from a compound in Table 2a. Also described is a method of treating cancer which method comprises administering to a patient a therapeutically effective amount of a Compound of Formula I selected from Table 1 in combination with a treatment where the treatment is one or two chemotherapeutic agents where one of the chemotherapeutic agents is selected from Table 2a.

[0131] Also described is a method of treating cancer which method comprises administering to a patient a therapeutically effective amount of a Compound of Formula I, as defined above, in combination with a treatment where the treatment is one or more chemotherapeutic agents where one of the chemotherapeutic agent is selected from a compound in Table 2b. Also described is a method of treating cancer which method comprises administering to a patient a therapeutically effective amount of a Compound of Formula I selected from Table 1 in combination with a treatment where the treatment is one or more chemotherapeutic agents where one of the chemotherapeutic agent is selected from Table 2b.

[0132] Also described is a method of treating cancer. which method comprises administering to a patient a therapeutically effective amount of a Compound of Formula I, as defined above, in combination with a treatment where the treatment is one or more chemotherapeutic agents where one of the chemotherapeutic agent is selected from a compound in Table 3a. Also described is a method of treating cancer which method comprises administering to a patient a therapeutically effective amount of a Compound of Formula I selected from Table 1 in combination with a treatment where the treatment is one or more chemotherapeutic agents where one of the chemotherapeutic agent is selected from Table 3a.

[0133] Also described is a method of treating cancer which method comprises administering to a patient a therapeutically effective amount of a Compound of Formula I, as defined above, in combination with a treatment where the treatment is one or more chemotherapeutic agents where one of the chemotherapeutic agent is selected from a compound in Table 3b. Also described is a method of treating cancer which method comprises administering to a patient a therapeutically effective amount of a Compound of Formula I selected from Table 1 in combination with a treatment where the treatment is one or more chemotherapeutic agents where one of the chemotherapeutic agent is selected from Table 3b.

[0134] Also described is a method of treating cancer which method comprises administering to a patient a therapeutically effective amount of a Compound of Formula I, as defined above, in combination with a treatment where the treatment is one or more chemotherapeutic agents where one of the chemotherapeutic agent is selected from a compound in Table 3c. Also described is a method of treating cancer which method comprises administering to a patient a therapeutically effective amount of a Compound of Formula I selected from Table 1 in combination with a treatment where the treatment is one or more chemotherapeutic agents where one of the chemotherapeutic agent is selected from Table 3c.

[0135] Also described is a method of treating cancer which method comprises administering to a patient a therapeutically effective amount of a Compound of Formula I, as defined above, in combination with a treatment where the treatment is one or two chemotherapeutic agents where one of the chemotherapeutic agents is selected from a compound in Table 4. Also described is a method of treating cancer which method comprises administering to a patient a therapeutically effective amount of a Compound of Formula I selected from Table 1 in combination with a treatment where the treatment is one or two chemotherapeutic agents where one of the chemotherapeutic agents is selected from Table 4.

[0136] Also described is a method of treating cancer which method comprises administering to a patient a therapeutically effective amount of a Compound of Formula I, as defined above, in combination with a treatment where the treatment is one or two chemotherapeutic agents where one of the chemotherapeutic agents is *N*-(3,4-dichloro-2-fluor-

treatment is one or more chemotherapeutic agents where one of the chemotherapeutic agent is selected from a compound in Table 9. Also described is a method of treating cancer which method comprises administering to a patient a therapeutically effective amount of a Compound of Formula I selected from Table 1 in combination with a treatment where the treatment is one or more chemotherapeutic agents where one of the chemotherapeutic agent is selected from Table 9.

[0144] Also described is a method of treating cancer which method comprises administering to a patient a therapeutically effective amount of a Compound of Formula I selected from Table 1 in combination with a treatment where the treatment is one or two chemotherapeutic agents where one of the chemotherapeutic agent is paclitaxel.

[0145] Also described is a method of treating cancer which method comprises administering to a patient a therapeutically effective amount of a Compound of Formula I selected from Table 1 in combination with a treatment where the treatment is one or two chemotherapeutic agents where one of the chemotherapeutic agent is rapamycin.

[0146] Also described is a method of treating cancer which method comprises administering to a patient a therapeutically effective amount of a Compound of Formula I selected from Table 1 in combination with a treatment where the treatment is one or two chemotherapeutic agents where one of the chemotherapeutic agent is carboplatin.

[0147] Also described is a method of treating cancer which method comprises administering to a patient a therapeutically effective amount of a Compound of Formula I selected from Table 1 in combination with a treatment where the treatment is one or two chemotherapeutic agents where one of the chemotherapeutic agent is erlotinib.

[0148] Also described is a method of treating cancer which method comprises administering to a patient a therapeutically effective amount of a Compound of Formula I selected from Table 1 in combination with a treatment where the treatment is one or two chemotherapeutic agents where one of the chemotherapeutic agent is lapatinib.

[0149] Also described is a method of treating cancer which method comprises administering to a patient a therapeutically effective amount of a Compound of Formula I selected from Table 1 in combination with a treatment where the treatment is one or two antibodies where one of the antibodies is trastuzumab.

[0150] Also described is a method of treating cancer which method comprises administering to a patient a therapeutically effective amount of a Compound of Formula I selected from Table 1 in combination with a treatment where the treatment is one or two antibodies where one of the antibodies is cetuximab.

[0151] Also described is a method of treating cancer which method comprises administering to a patient a therapeutically effective amount of a Compound of Formula I selected from Table 1 in combination with a treatment where the treatment is or two antibodies where one of the antibodies is panitumumab.

[0152] Also described is a method of treating cancer which method comprises administering to a patient a therapeutically effective amount of a Compound of Formula I selected from Table 1 in combination with a treatment where the treatment is one or two antibodies where one of the antibodies is bevacizumab.

[0153] Also described is a method of treating cancer which method comprises administering to a patient a therapeutically effective amount of a Compound of formula I, as defined above, in combination with a treatment where the treatment is radiation. Also described is a method of treating cancer which method comprises administering to a patient a therapeutically effective amount of a Compound of Formula I selected from Table 1 in combination with a treatment where the treatment is radiation.

[0154] Also described is a method of treating cancer which method comprises administering to a patient a therapeutically effective amount of a Compound of Formula I, as defined above, in combination with a treatment where the treatment is one or two antibodies. Also described is a method of treating cancer which method comprises administering to a patient a therapeutically effective amount of a Compound of Formula I, as defined above, in combination with a treatment where the treatment is one or two antibodies independently selected from an IGF1R antibody (including, for example, α IGF-1R A12 MoAb, α IGF-1R 19D12 MoAb, α IGF-1R h7C10 MoAb and α IGF-1R CP-751871 MoAb), Alectuzumab, Bevacizumab (Avastin®), Gemtuzumab, Gemtuzumab ozogamicin, Ibritumomab tiuxetan, Panitumumab, Rituximab, Tositumomab, Omnitarg (pertuzumab), an anti-ErbB2 antibodies (including trastuzumab (Herceptin®)), and an anti-EGFR antibodies (including, for example, cetuximab (Erbix), panitumumab, nimotuzumab, and EMD72000)),

[0155] Also described is a method of treating cancer which method comprises administering to a patient a therapeutically effective amount of a Compound of Formula I selected from Table 1 in combination with a treatment where the treatment is one or two antibodies. Also described is a method of treating cancer which method comprises administering to a patient a therapeutically effective amount of a Compound of Formula I selected from Table 1 in combination with a treatment where the treatment is one or two antibodies independently selected from an IGF1R antibody (including, for example, α IGF-IR A12 MoAb, α IGF-1R 19D12 MoAb, α IGF-1R h7C10 MoAb and α IGF-1R CP-751871 MoAb), Alectuzumab, Bevacizumab (Avastin®), Gemtuzumab, Gemtuzumab ozogamicin, Ibritumomab tiuxetan, Panitumumab, Rituximab, Tositumomab, Omnitarg (pertuzumab), an anti-ErbB2 antibodies (including trastuzumab (Herceptin®)), and an anti-EGFR antibodies (including, for example, cetuximab (Erbix), panitumumab, nimotuzumab, and EMD72000)).

[0156] Also described is a method of treating cancer which method comprises administering to a patient a therapeutically effective amount of a Compound of Formula I, as defined above, in combination with a treatment where the treatment is one or more chemotherapeutic agents where one of the chemotherapeutic agent is temozolomide. Also described is a method of treating cancer which method comprises administering to a patient a therapeutically effective

amount of a Compound of Formula I selected from Table 1 in combination with a treatment where the treatment is one or more chemotherapeutic agents where one of the chemotherapeutic agent is temozolomide.

[0157] Also described is a method of treating cancer which method comprises administering to a patient a therapeutically effective amount of a Compound of Formula I, as defined above, in combination with a treatment where the treatment is surgery. Also described is a method of treating cancer which method comprises administering to a patient a therapeutically effective amount of a Compound of Formula I selected from Table 1 in combination with a treatment where the treatment is surgery.

[0158] Also described is a method of treating cancer which method comprises administering to a patient a therapeutically effective amount of a Compound of Formula I, as defined above, in combination with a treatment where the treatment is one or two hormone therapies. Also described is a method of treating cancer which method comprises administering to a patient a therapeutically effective amount of a Compound of Formula I, as defined above, in combination with a treatment where the treatment is one or two hormone therapies independently selected from tamoxifen, Toremifene (Fareston), Fulvestrant (Faslodex), Megestrol acetate (Megace), ovarian ablation, Raloxifene, a luteinizing hormone-releasing hormone (LHRH) analog (including goserelin and leuprolide), Megestrol acetate (Megace), and one or more aromatase inhibitor. Also described is a method of treating cancer which method comprises administering to a patient a therapeutically effective amount of a Compound of Formula I, as defined above, in combination with a treatment where the treatment is one or two hormone therapies where one of the hormone therapies is an aromatase inhibitor selected from letrozole (Femara), anastrozole (Arimidex), and exemestane (Aromasin). Also described is a method of treating cancer which method comprises administering to a patient a therapeutically effective amount of a Compound of Formula I, as defined above, in combination with a treatment where the treatment is one or two hormone therapies independently selected from from tamoxifen and an aromatase inhibitor.

[0159] Also described is a method of treating cancer which method comprises administering to a patient a therapeutically effective amount of a Compound of Formula I selected from Table 1 in combination with a treatment where the treatment is one or two hormone therapies. Also described is a method of treating cancer which method comprises administering to a patient a therapeutically effective amount of a Compound of Formula I selected from Table 1 in combination with a treatment where one of the treatments is one or two hormone therapies independently selected from tamoxifen, Toremifene (Fareston), Fulvestrant (Faslodex), Megestrol acetate (Megace), ovarian ablation, Raloxifene, a luteinizing hormone-releasing hormone (LHRH) analog (including goserelin and leuprolide), Megestrol acetate (Megace), and one or two aromatase inhibitor. Also described is a method of treating cancer which method comprises administering to a patient a therapeutically effective amount of a Compound of Formula I selected from Table 1 in combination with a treatment where one of the treatments is one or two hormone therapies where one of the hormone therapies is an aromatase inhibitor selected from letrozole (Femara), anastrozole (Arimidex), and exemestane (Aromasin). Also described is a method of treating cancer which method comprises administering to a patient a therapeutically effective amount of a Compound of Formula I selected from Table 1 in combination with a treatment where one of the treatments is one or two hormone therapies independently selected from from tamoxifen and an aromatase inhibitor.

[0160] Also described is a method of treating cancer which method comprises administering to a patient a therapeutically effective amount of a Compound of Formula I, as defined above, in combination with a treatment where one of the treatments is one antibody selected from an EGFR antibody and an ErbB2 antibody, or the treatment is one or two chemotherapeutic agents independently selected from a rapamycin, a rapamycin analogue, an alkylating agent, a taxane, a platin, an EGFR inhibitor, and an ErbB2 inhibitor. Also described is a method of treating cancer which method comprises administering to a patient a therapeutically effective amount of a Compound of Formula I selected from Table 1 in combination with a treatment where one of the treatments is one antibody selected from an EGFR antibody and an ErbB2 antibody, or the treatment is one or two chemotherapeutic agents independently selected from a rapamycin, rapamycin analogue, an alkylating agent, a taxane a platin, EGFR inhibitor, and an ErbB2 inhibitor.

[0161] Also described is a method of treating acute myelogenous leukemia (AML) which method comprises administering to a patient a therapeutically effective amount of a Compound of Formula I, as defined above, in combination with one or more treatments independently selected from bone marrow or peripheral blood stem cell transplantation, radiation, one or two antibodies, and one or two chemotherapeutic agents. Also described is a method of treating acute myelogenous leukemia (AML) which method comprises administering to a patient a therapeutically effective amount of a Compound of Formula I, as defined above, in combination with one or two treatments where one of the treatments is one antibody selected from Gemtuzumab ozogamicin (Mylotarg), α IGF-1R A12 MoAb, α IGF-1R 19D12 MoAb, α IGF-1R h7C10 MoAb, α IGF-1R CP-751871 MoAb and trastuzumab. Also described is a method of treating acute myelogenous leukemia (AML) which method comprises administering to a patient a therapeutically effective amount of a Compound of Formula I, as defined above, in combination with one or more treatments where one of the treatments is one or two chemotherapeutic agents selected from Imatinib (i.e. Gleevec®), PKC 412, CEP-701, daunorubicin, doxorubicin, cytarabine (ara-C), an anthracycline drug such as daunorubicin or idarubicin (Daunomycin, Idamycin), 6-thioguanine, and a granulocyte colony-stimulating factor (such as Neupogen or Leukine).

[0162] Also described is a method of treating chronic myelogenous leukemia (CML) which method comprises admin-

istering to a patient a therapeutically effective amount of a Compound of Formula I, as defined above, in combination with one or more treatments independently selected from bone marrow or peripheral blood stem cell transplantation, radiation, one or two chemotherapeutic agents, immunotherapy, and one or two antibodies. Also described is a method of treating chronic myelogenous leukemia (CML) which method comprises administering to a patient a therapeutically effective amount of a Compound of Formula I, as defined above, in combination with one or more treatments where one of the treatments is one or two of the chemotherapeutic agents selected from Imatinib (i.e. Gleevec®), PKC 412, hydroxyurea (Hydrea), cytosine, cytosine arabinoside, dasatinib, AMN107, VX680 (MK0457), and cytarabine (ara-C). In another embodiment, the invention is directed to a method of treating chronic myelogenous leukemia (CML) which method comprises administering to a patient a therapeutically effective amount of a Compound of Formula I, as defined above, in combination with one or more treatments where one of the treatments is one or two chemotherapeutic agents selected from Imatinib (i.e. Gleevec®) and dasatinib. Also described is a method of treating chronic myelogenous leukemia (CML) which method comprises administering to a patient a therapeutically effective amount of a Compound of Formula I, as defined above, in combination with one or more treatments where one of the treatments is immunotherapy and the immunotherapy is interferon therapy such as interferon- α .

[0163] Also described is a method of treating prostate cancer which method comprises administering to a patient a therapeutically effective amount of a Compound of Formula I, as defined above, in combination with one or more treatments independently selected from surgery (including cryosurgery), radiation, one or two chemotherapeutic agents, one or two antibodies, and one or two hormone therapies. Also described is a method of treating prostate cancer which method comprises administering to a patient a therapeutically effective amount of a Compound of Formula I, as defined above, in combination with one or more treatments where one of the treatments is an antibody selected from α IGF-1R A12 MoAb, α IGF-1R 19D12 MoAb, α IGF-1R h7C10 MoAb, and α IGF-1R CP-751871 MoAb. Also described is a method of treating prostate cancer which method comprises administering to a patient a therapeutically effective amount of a Compound of Formula I, as defined above, in combination with one or more treatments where one of the treatments is one or two of the chemotherapeutic agents independently selected from rapamycin, mitoxantrone, prednisone, docetaxel (Taxotere), doxorubicin, etoposide, vinblastine, paclitaxel, and carboplatin. Also described is a method of treating prostate cancer which method comprises administering to patient a therapeutically effective amount of a Compound of Formula I, as defined above, in combination with one or more treatments where one of the treatments is one or two of the hormone therapy independently selected from androgen deprivation therapy and androgen suppression therapy. Also described is a method of treating prostate cancer which method comprises administering to a patient a therapeutically effective amount of a Compound of Formula I, as defined above, in combination with one or more treatments where one of the treatments is one or two chemotherapeutic agents where one of the chemotherapeutic agents is a taxane. Also described is a method of treating prostate cancer which method comprises administering to a patient a therapeutically effective amount of a Compound of Formula I, as defined above, in combination with one or more treatments where one of the treatments is one or two chemotherapeutic agents where one of the chemotherapeutic agents is rapamycin.

[0164] Also described is a method of treating melanoma which method comprises administering to a patient a therapeutically effective amount of a Compound of Formula I, as defined above, in combination with one or more treatments independently selected from surgery, radiation, one or two immunotherapies, one or two hormone therapies, and one or two chemotherapeutic agents. Also described is a method of treating melanoma which method comprises administering to a patient a therapeutically effective amount of a Compound of Formula I, as defined above, in combination with one or more treatments where one of the treatments is one or two chemotherapeutic agents independently selected from an alkylating agent, a taxane, a platin, and a Raf inhibitor. Also described is a method of treating melanoma which method comprises administering to a patient a therapeutically effective amount of a Compound of Formula I, as defined above, in combination with one or more treatments where one of the treatments is one or two chemotherapeutic agents independently selected from sorafenib, Paclitaxel (Taxol®), Docetaxel (Taxotere®), dacarbazine, rapamycin, imatinib mesylate (Gleevec®), sorafenib, cisplatin, carboplatin, dacarbazine (DTIC), carmustine (BCNU), vinblastine, temozolomide (Temodar), Melphalan, and imiquimod (Aldara). Also described is a method of treating melanoma which method comprises administering to a patient a therapeutically effective amount of a Compound of Formula I, as defined above, in combination with one or more treatments where one of the treatments is one or two immunotherapies independently selected from ipilimumab, interferon-alpha and interleukin-2. Also described is a method of treating melanoma which method comprises administering to a patient a therapeutically effective amount of a Compound of Formula I, as defined above, in combination with one or more treatments where one of the treatments is hormone therapy where the hormone therapy is tamoxifen.

[0165] Also described is a method of treating colon or rectal cancer which method comprises administering to a patient a therapeutically effective amount of a Compound of Formula I, as defined above, in combination with one or more treatments independently selected from surgery, radiation, one or two antibodies, and one or two chemotherapeutic agents. Also described is a method of treating colon or rectal cancer which method comprises administering to a patient a therapeutically effective amount of a Compound of Formula I, as defined above, in combination with one or more treatments where one of the treatments is surgery selected from local excision, electrofulguration, segmental colon

resection, polypectomy, local transanal resection, low anterior resection, abdominoperineal resection, and pelvic exenteration. Also described is a method of treating colon or rectal cancer which method comprises administering to a patient a therapeutically effective amount of a Compound of Formula I, as defined above, in combination with one or more treatments where one of the treatments is one or two chemotherapeutic agents independently selected from a

platinum-containing compound (including cisplatin, oxaliplatin, and carboplatin), 5-fluorouracil (5-FU), leucovorin, capecitabine (Xeloda), irinotecan (Camptosar), FOLFOX (Folinic acid, 5-FU, Oxaliplatin), and leucovorin. Also described is a method of treating colon or rectal cancer which method comprises administering to a patient a therapeutically effective amount of a Compound of Formula I, as defined above, in combination with one or more treatments where one of the treatments is one or two antibodies independently selected from cetuximab (Erbix) and bevacizumab (Avastin).

[0166] Also described is a method of treating pancreatic cancer which method comprises administering to a patient a therapeutically effective amount of a Compound of Formula I, as defined above, in combination with one or more treatments independently selected from surgery, radiation, one or two antibodies, and one or two chemotherapeutic agents. Also described is a method of treating pancreatic cancer which method comprises administering to a patient a therapeutically effective amount of a Compound of Formula I, as defined above, in combination with one or more treatments where one of the treatments is selected from one or two chemotherapeutic agents independently selected from platinum-containing compound (including cisplatin, oxaliplatin, and carboplatin), 5-fluorouracil (5-FU), gemcitabine, a taxane (including paclitaxel and docetaxel), topotecan, irinotecan, capecitabine, streptozocin, erlotinib (Tarceva), , leucovorin, and capecitabine (Xeloda). Also described is a method of treating pancreatic cancer which method comprises administering to a patient a therapeutically effective amount of a Compound of Formula I, as defined above, in combination with one or more treatments where one of the treatments is an antibody where the antibody is cetuximab.

[0167] Also described is a method of treating breast cancer which method comprises administering to a patient a therapeutically effective amount of a Compound of Formula I, as defined above, in combination with one or more treatments independently selected from surgery, radiation, one or two chemotherapeutic agents, one or two hormone therapies, and one or two antibodies. Also described is a method of treating breast cancer which method comprises administering to a patient a therapeutically effective amount of a Compound of Formula I, as defined above, in combination with one or more treatments where one of the treatments is one or two of the chemotherapeutic agents independently selected from lapatinib (Tykerb®), Paclitaxel (Taxol®), docetaxel, capecitabine, Cyclophosphamide (Cytosan), CMF (cyclophosphamide, fluorouracil, and methotrexate), methotrexate, fluorouracil, doxorubicin, epirubicin, gemcitabine, carboplatin (Paraplatin), cisplatin (Platinol), vinorelbine (Navelbine), capecitabine (Xeloda), pegylated liposomal doxorubicin (Doxil), albumin-bound paclitaxel (Abraxane), AC (adriamycin and Cyclophosphamide), adriamycin, and pamidronate or zoledronic acid (to treat bone weakness). Also described is a method of treating breast cancer which method comprises administering to a patient a therapeutically effective amount of a Compound of Formula I, as defined above, in combination with one or more treatments where one of the treatments is one or two hormone therapies independently selected from tamoxifen, Toremifene (Fareston), Fulvestrant (Faslodex), Megestrol acetate (Megace), ovarian ablation, Raloxifene, a luteinizing hormone-releasing hormone (LHRH) analogs (including goserelin and leuprolide), Megestrol acetate (Megace), and one or more aromatase inhibitors. Also described is a method of treating breast cancer which method comprises administering to a patient a therapeutically effective amount of a Compound of Formula I, as defined above, in combination with one or more treatments where one of the treatments is one or two hormone therapies and one of the hormone therapies is an aromatase inhibitor selected from letrozole (Femara), anastrozole (Arimidex), and exemestane (Aromasin). Also described is a method of treating breast cancer which method comprises administering to a patient a therapeutically effective amount of a Compound of Formula I, as defined above, in combination with one or more treatments where one of the treatments is one or two antibodies independently selected from α IGF-1R A12 MoAb, α IGF-1R 19D12 MoAb, α IGF-1R h7C10 MoAb, α IGF-1R CP-751871 MoAb bevacizumab (Avastin), and trastuzumab.

[0168] Also described is a method of treating breast cancer which method comprises administering to a patient a therapeutically effective amount of a Compound of Formula I, as defined above, in combination with one or more treatments where one of the treatments is one or two chemotherapeutic agents and one of the chemotherapeutic agents is erlotinib.

[0169] Also described is a method of treating breast cancer which method comprises administering to a patient a therapeutically effective amount of a Compound of Formula I, as defined above, in combination with one or more treatments where one of the treatments is one or two of the chemotherapeutic agents and one or two of the chemotherapeutic agents are independently selected from rapamycin, lapatinib, erlotinib, *N*-(3,4-dichloro-2-fluorophenyl)-7-([[(3aR,5r,6aS)-2-methyloctahydrocyclopenta[c]pyrrol-5-yl]methyl]oxy)-6-(methyloxy)quinazolin-4-amine optionally as a pharmaceutically acceptable salt and additionally optionally as a hydrate and additionally optionally as a solvate thereof, *N*-(4-bromo-3-chloro-2-fluorophenyl)-7-([[(3aR,5r,6aS)-2-methyloctahydrocyclopenta[c]pyrrol-5-yl]methyl]oxy)-6-(methyloxy)quinazolin-4-amine optionally as a pharmaceutically acceptable salt and additionally optionally as a hydrate and additionally optionally as a solvate thereof, *N*-(3,4-dichloro-2-fluorophenyl)-7-([[(3aR,5s,6aS)-2-methyloctahydrocyclopenta[c]pyrrol-5-yl]methyl]oxy)-6-(methyloxy)quinazolin-4-amine optionally as a pharmaceutically acceptable salt and additionally optionally as a hydrate and additionally optionally as a solvate thereof, and *N*-(4-bromo-

3-chloro-2-fluorophenyl)-7-(((3aR,5s,6aS)-2-methyloctahydrocyclopenta[c]pyrrol-5-yl)methyl)oxy)-6-(methyl-oxy)quinazolin-4-amine optionally as a pharmaceutically acceptable salt and additionally optionally as a hydrate and additionally optionally as a solvate thereof.

[0170] Also described is a method of treating breast cancer which method comprises administering to a patient a therapeutically effective amount of a Compound of Formula 1, as defined above, in combination with one or more treatments where one of the treatments is one or two of the antibodies. Also described is a method of treating breast cancer which method comprises administering to a patient a therapeutically effective amount of a Compound of Formula I, as defined above, in combination with one or more treatments where one of the treatments is one or two antibodies and one of the antibodies is trastuzumab.

[0171] Also described is a method of treating breast cancer which method comprises administering to a patient a therapeutically effective amount of a Compound of Formula 1, as defined above, in combination with one or more treatments where one of the treatments is one or two of the chemotherapeutic agents and one of the chemotherapeutic agents is selected from *N*-(3,4-dichloro-2-fluorophenyl)-7-(((3aR,5r,6aS)-2-methyloctahydrocyclopenta[c]pyrrol-5-yl)methyl)oxy)-6-(methyloxy)quinazolin-4-amine, *N*-(4-bromo-3-chloro-2-fluorophenyl)-7-(((3aR,5r,6aS)-2-methyloctahydrocyclopenta[c]pyrrol-5-yl)methyl)oxy)-6-(methyloxy)quinazolin-4-amine, *N*-(3,4-dichloro-2-fluorophenyl)-7-(((3aR,5s,6aS)-2-methyloctahydrocyclopenta[c]pyrrol-5-yl)methyl)oxy)-6-(methyloxy)quinazolin-4-amine, and *N*-(4-bromo-3-chloro-2-fluorophenyl)-7-(((3aR,5s,6aS)-2-methyloctahydrocyclopenta[c]pyrrol-5-yl)methyl)oxy)-6-(methyl-oxy)quinazolin-4-amine; optionally as a pharmaceutically acceptable salt and additionally optionally as a hydrate and additionally optionally as a solvate thereof.

[0172] Also described is a method of treating breast cancer which method comprises administering to a patient a therapeutically effective amount of a Compound of Formula I, as defined above, in combination with one or more treatments where one of the treatments is one or two of the chemotherapeutic agents and one of the chemotherapeutic agents is *N*-(3,4-dichloro-2-fluorophenyl)-7-(((3aR,5r,6a,6aS)-2-methyloctahydrocyclopenta-[c]pyrrol-5-yl)methyl)oxy)-6-(methyloxy)quinazolin-4-amine optionally as a pharmaceutically acceptable salt and additionally optionally as a hydrate and additionally optionally as a solvate thereof.

[0173] Also described is a method of treating non-small cell lung cancer which method comprises administering to a patient a therapeutically effective amount of a Compound of Formula I, as defined above, in combination with one or more treatments independently selected surgery, radiation, one or more antibodies, and one or more chemotherapeutic agents. Also described is a method of treating non-small cell lung cancer which method comprises administering to a patient a therapeutically effective amount of a Compound of Formula I, as defined above, in combination with one or more treatments where one of the treatments is one or two chemotherapeutic agents independently selected from cisplatin, oxaliplatin, carboplatin, Zactima (ZD6474), Paclitaxel, Docetaxel (Taxotere®), Gemcitabine (Gemzar®), Vinorelbine, Irinotecan, Etoposide, Vinblastine, Erlotinib (Tarceva®), gefitinib (Iressa), and Pemetrexed. Also described is a method of treating non-small cell lung cancer which method comprises administering to a patient a therapeutically effective amount of a Compound of Formula I, as defined above, in combination with one or more treatments where one of the treatments is an antibody and the antibody is Bevacizumab. Also described is a method of treating non-small cell lung cancer which method comprises administering to a patient a therapeutically effective amount of a Compound of Formula I, as defined above, in combination with one or more treatments where one of the treatments is one or two chemotherapeutic agents independently selected from cisplatin, oxaliplatin, carboplatin, Paclitaxel, Docetaxel (Taxotere®), and erlotinib (Tarceva®).

[0174] Also described is a method of treating non-small cell lung cancer which method comprises administering to a patient a therapeutically effective amount of a Compound of Formula I, as defined above, in combination with one or more treatments where one of the treatments is one or two chemotherapeutic agents and one of the chemotherapeutic agents is carboplatin.

[0175] Also described is a method of treating non-small cell lung cancer which method comprises administering to a patient a therapeutically effective amount of a Compound of Formula I, as defined above, in combination with one or more treatments where one of the treatments is one or two chemotherapeutic agents and one of the chemotherapeutic agents is selected from *N*-(3,4-dichloro-2-fluorophenyl)-7-(((3aR,5r,6aS)-2-methyloctahydrocyclopenta[c]pyrrol-5-yl)methyl)oxy)-6-(methyloxy)quinazolin-4-amine, *N*-(4-bromo-3-chloro-2-fluorophenyl)-7-(((3aR,5r,6aS)-2-methyloctahydrocyclopenta[c]pyrrol-5-yl)methyl)oxy)-6-(methyloxy)quinazolin-4-amine, *N*-(3,4-dichloro-2-fluorophenyl)-7-(((3aR,5s,6aS)-2-methyloctahydrocyclopenta[c]pyrrol-5-yl)methyl)oxy)-6-(methyloxy)quinazolin-4-amine, and *N*-(4-bromo-3-chloro-2-fluorophenyl)-7-(((3aR,5s,6aS)-2-methyloctahydrocyclopenta[c]pyrrol-5-yl)methyl)oxy)-6-(methyl-oxy)quinazolin-4-amine; optionally as a pharmaceutically acceptable salt and additionally optionally as a hydrate and additionally optionally as a solvate thereof. Also described is a method of treating non-small cell lung cancer which method comprises administering to a patient a therapeutically effective amount of a Compound of Formula I, as defined above, in combination with one or more treatments where one of the treatments is one or two chemotherapeutic agents and one of the chemotherapeutic agents is *N*-(3,4-dichloro-2-fluorophenyl)-7-(((3aR,5r,6aS)-2-methyloctahydrocyclopenta-[c]pyrrol-5-yl)methyl)oxy)-6-(methyloxy)quinazolin-4-amine optionally as a pharmaceutically acceptable salt

and additionally optionally as a hydrate and additionally optionally as a solvate thereof.

[0176] Also described is a method of treating small cell lung cancer which method comprises administering to a patient a therapeutically effective amount of a Compound of Formula I, as defined above, in combination with one or more treatments independently selected from surgery, radiation, and one or two chemotherapeutic agents. Also described is a method of treating small cell lung cancer which method comprises administering to a patient a therapeutically effective amount of a Compound of Formula I, as defined above, in combination with one or more treatments where one of the treatments is one or two chemotherapy agents independently selected from a platin (such as cisplatin, oxaliplatin, and carboplatin), gefitinib, vinorelbine, docetaxel, paclitaxel, etoposide, fosfamide, ifosfamide, cyclophosphamide, cyclophosphamide/doxorubicin/vincristine (CAV), doxorubicin, vincristine, gemcitabine, paclitaxel, vinorelbine, topotecan, irinotecan, methotrexate and docetaxel.

[0177] Also described is a method of treating papillary or anaplastic thyroid cancer which method comprises administering to a patient a therapeutically effective amount of a Compound of Formula I, as defined above, in combination with one or more treatments independently selected from surgery, radiation, radioactive iodine therapy, one or two hormone therapies, and one or two chemotherapeutic agent. Also described is a method of treating papillary or anaplastic thyroid cancer which method comprises administering to a patient a therapeutically effective amount of a Compound of Formula I, as defined above, in combination with one or more treatments where one of the treatments is one or two chemotherapeutic agents independently selected from thyroid hormone pills, Doxorubicin and a platin. Also described is a method of treating papillary or anaplastic thyroid cancer which method comprises administering to a patient a therapeutically effective amount of a Compound of Formula I, as defined above, in combination with one or more treatments where one of the treatments is hormone therapy and the hormone therapy is radioiodine ablation.

[0178] Also described is a method of treating endometrial cancer which method comprises administering to a patient a therapeutically effective amount of a Compound of Formula I, as defined above, in combination with one or more treatments independently selected from surgery, radiation, one or two hormone therapies, and one or two chemotherapeutic agents. Also described is a method of treating endometrial cancer which method comprises administering to a patient a therapeutically effective amount of a Compound of Formula I, as defined above, in combination with one or more treatments where one of the treatments is one or two hormone therapies independently selected from megestrol acetate, Tamoxifen, and a progestin including medroxyprogesterone acetate (Provera) and megestrol acetate (Megace). Also described is a method of treating endometrial cancer which method comprises administering to a patient a therapeutically effective amount of a Compound of Formula 1, as defined above, in combination with one or more treatments where one of the treatments is one or two chemotherapeutic agents independently selected from a platinum-containing compound (including cisplatin, oxaliplatin, and carboplatin, more for example cisplatin), a taxane (including paclitaxel), doxorubicin (Adriamycin), cyclophosphamide, fluorouracil (5-FU), methotrexate, and vinblastine.

[0179] Also described is a method of treating ovarian cancer which method comprises administering to a patient a therapeutically effective amount of a Compound of Formula I, as defined above, in combination with one or more treatments independently selected from surgery, radiation, one or two antibodies, and one or two chemotherapeutic agents. Also described is a method of treating ovarian cancer which method comprises administering to a patient a therapeutically effective amount of a Compound of Formula I, as defined above, in combination with one or more treatments where one of the treatments is an antibody and the antibody is bevacizumab. Also described is a method of treating ovarian cancer which method comprises administering to a patient a therapeutically effective amount of a Compound of Formula I, as defined above, in combination with one or more treatments where one of the treatments is one or two chemotherapeutic agents independently selected from a platinum-containing compound (including cisplatin, oxaliplatin and carboplatin), a taxane (including paclitaxel and docetaxel), topotecan, an anthracyclines (including doxorubicin and liposomal doxorubicin), gemcitabine, cyclophosphamide, vinorelbine (Navelbine), hexamethylmelamine, ifosfamide, etoposide, bleomycin, vinblastine, ifosfamide, vincristine, and cyclophosphamide. Also described is a method of treating ovarian cancer which method comprises administering to a patient a therapeutically effective amount of a Compound of Formula I, as defined above, in combination with one or more treatments where one of the treatments is one or two chemotherapeutic agents independently selected from a platin and a taxane. Also described is a method of treating ovarian cancer which method comprises administering to a patient a therapeutically effective amount of a Compound of Formula I, as defined above, in combination with one or more treatments where one of the treatments is one or two chemotherapeutic agents independently selected from cisplatin, oxaliplatin, carboplatin, paclitaxel, and docetaxel.

[0180] Also described is a method of treating glioblastoma which method comprises administering to a patient a therapeutically effective amount of a Compound of Formula I, as defined above, in combination with one or more treatments independently selected from surgery, radiation, one or two chemotherapeutic agents, one or two anti-seizure agents, and one or two agents to reduce swelling. Also described is a method of treating glioblastoma (which method comprises administering to a patient a therapeutically effective amount of a Compound of Formula I, as defined above, in combination with one or more treatments where one of the treatments is radiation selected from external beam radiation, interstitial radiotherapy, and stereotactic radiosurgery. Also described is a method of treating glioblastoma

which method comprises administering to a patient a therapeutically effective amount of a Compound of Formula I, as defined above, in combination with one or more treatments where one of the treatments is one or two chemotherapeutic agents independently selected from carmustine (BCNU), Erlotinib (Tarceva), bevacizumab, gefitinib (Iressa), rapamycin, temozolomide, cisplatin, BCNU, lomustine, procarbazine, and vincristine. Also described is a method of treating glioblastoma which method comprises administering to a patient a therapeutically effective amount of a Compound of Formula I, as defined above, in combination with one or more treatments where one of the treatments is an anti-seizure agent and the anti-seizure agent is diphenylhydantoin (Dilantin). Also described is a method of treating glioblastoma which method comprises administering to a patient a therapeutically effective amount of a Compound of Formula I, as defined above, in combination with one or more treatments where one of the treatments is an agents to reduce swelling and the agent is dexamethasone (Decadron). Also described is a method of treating glioblastoma which method comprises administering to a patient a therapeutically effective amount of a Compound of Formula I, as defined above, in combination with one or more treatments where one of the treatments is one or two chemotherapeutic agents independently selected from erlotinib and temozolomide.

[0181] Also described is a method of treating cervical cancer which method comprises administering to a patient a therapeutically effective amount of a Compound of Formula I, as defined above, in combination with one or more treatments independently selected from surgery, radiation, and one or two chemotherapeutic agents. Also described is a method of treating cervical cancer which method comprises administering to a patient a therapeutically effective amount of a Compound of Formula I, as defined above, in combination with one or more treatments where one of the treatments is surgery selected from cryosurgery, laser surgery, loop electrosurgical excision, conization, simple hysterectomy, and radical hysterectomy and pelvic lymph node dissection. Also described is a method of treating cervical cancer which method comprises administering to a patient a therapeutically effective amount of a Compound of Formula I, as defined above, in combination with one or more treatments where one of the treatments is radiation selected from called external beam radiation therapy and brachytherapy. Also described is a method of treating cervical cancer which method comprises administering to a patient a therapeutically effective amount of a Compound of Formula I, as defined above, in combination with one or more treatments where one of the treatments is one or two chemotherapeutic agents independently selected from a platinum compound (such as cisplatin, carboplatin, and oxaliplatin), paclitaxel, topotecan, ifosfamide, gemcitabine, vinorelbine, and fluorouracil.

[0182] Also described is a method of treating a gastrointestinal carcinoid tumor which method comprises administering to a patient a therapeutically effective amount of a Compound of Formula I, as defined above, in combination with one or more treatments independently selected from surgery, radiation, immunotherapy, and one or two chemotherapeutic agents. Also described is a method of treating a gastrointestinal carcinoid tumor which method comprises administering to a patient a therapeutically effective amount of a Compound of Formula I, as defined above, in combination with one or more treatments where one of the treatments is surgery selected from excision and electrofulguration. Also described is a method of treating a gastrointestinal carcinoid tumor which method comprises administering to a patient a therapeutically effective amount of a Compound of Formula I, as defined above, in combination with one or more treatments where one of the treatments is one or two chemotherapeutic agents independently selected from cyproheptadine, SOM230, octreotide and lanreotide. Also described is a method of treating a gastrointestinal carcinoid tumor which method comprises administering to a patient a therapeutically effective amount of a Compound of Formula I, as defined above of the Invention, in combination with one or more treatments where one of the treatments is immunotherapy and the immunotherapy is an interferon.

[0183] Also described is a method of treating a gastrointestinal stromal tumor which method comprises administering to a patient a therapeutically effective amount of a Compound of Formula I, as defined above, in combination with one or more treatments independently selected from surgery, radiation, and one or two chemotherapeutic agents. Also described is a method of treating a gastrointestinal stromal tumor which method comprises administering to a patient a therapeutically effective amount of a Compound of Formula I, as defined above, in combination with one or more treatments where one of the treatments is one or two chemotherapeutic agents independently selected from imatinib mesylate (Gleevec), sunitinib (Sutent), and nilotinib (AMN107).

[0184] Also described is a method of treating hepatocellular carcinoma which method comprises administering to a patient a therapeutically effective amount of a Compound of Formula I, as defined above, in combination with one or more treatments independently selected from surgery, radiofrequency ablation, ethanol ablation, cryosurgery, hepatic artery embolization, chemoembolization, radiation, and one or two chemotherapeutic agents. Also described is a method of treating hepatocellular carcinoma which method comprises administering to a patient a therapeutically effective amount of a Compound of Formula I, as defined above, in combination with one or more treatments where one of the treatments is surgery selected from resection and transplantation. Also described is a method of treating hepatocellular carcinoma which method comprises administering to a patient a therapeutically effective amount of a Compound of Formula I, as defined above, in combination with one or more treatments where one of the treatments is one or two chemotherapeutic

agents independently selected from sorafenib, 5-fluorouracil and cisplatin.

[0185] Also described is a method of treating non-Hodgkin's lymphoma which method comprises administering to a patient a therapeutically effective amount of a Compound of Formula I, as defined above, in combination with one or more treatments independently selected from radiation, one or two chemotherapeutic agents, interferon therapy, one or two antibodies, and bone marrow or peripheral blood stem cell transplantation. Also described is to a method of treating non-Hodgkin's lymphoma which method comprises administering to a patient a therapeutically effective amount of a Compound of Formula I, as defined above, in combination with one or more treatments where one of the treatments is one or two chemotherapeutic agents selected from CHOP (cyclophosphamide, doxorubicin, vincristine and prednisone), chlorambucil, fludarabine, and etoposide. Also described is a method of treating non-Hodgkin's lymphoma which method comprises administering to a patient a therapeutically effective amount of a Compound of Formula I, as defined above, in combination with one or more treatments where one of the treatments is an antibody selected from rituximab, ibritumomab tiuxetan, tositumomab, and alemtuzumab. Also described is a method of treating non-Hodgkin's lymphoma which method comprises administering to a patient a therapeutically effective amount of a Compound of Formula I, as defined above, in combination with one or more treatments where one of the treatments is an antibody and the antibody is rituximab.

[0186] Also described is a method of treating cancer which method comprises administering to a patient a therapeutically effective amount of a Compound of Formula I, as defined above, in combination with one or more treatments where one of the treatments is radiation and another treatment is surgery.

[0187] Also described is a method of treating cancer which method comprises administering to a patient a therapeutically effective amount of a Compound of Formula I, as defined above, in combination with one or more treatments where one of the treatments is radiation and another treatment is one or two chemotherapeutic agents.

[0188] Also described is a method of treating cancer which method comprises administering to a patient a therapeutically effective amount of a Compound of Formula I, as defined above, in combination with one or more treatments where one of the treatments is surgery and another treatment is one or two chemotherapeutic agents.

[0189] For each of the foregoing options, the Compound of Formula I is selected from any of the following options, including from the Representative Compounds in Table 1.

[0190] One option (A) is directed to a Compound of Formula I where R^1 is hydrogen, optionally substituted alkyl, optionally substituted cycloalkyl, optionally substituted cycloalkylalkyl, optionally substituted aryl, optionally substituted arylalkyl, optionally substituted heterocycloalkyl, optionally substituted heterocycloalkylalkyl, optionally substituted heteroaryl or optionally substituted heteroarylalkyl. In another option, R^1 is hydrogen, optionally substituted alkyl, optionally substituted cycloalkyl, optionally substituted arylalkyl, or optionally substituted heterocycloalkylalkyl. In another option, R^1 is hydrogen, alkyl, alkyl substituted with one or two hydroxy, alkyl substituted with alkoxy, cycloalkyl, arylalkyl, or heterocycloalkylalkyl. In another option, R^1 is hydrogen, methyl, ethyl, propyl, isopropyl, 2-hydroxypropyl, 3-hydroxypropyl, 2-ethoxyethyl, 3-methoxypropyl, 3-ethoxypropyl, 3-isopropoxypropyl, cyclopropyl, cyclobutyl, cyclopentyl, cyclohexyl, benzyl, or 2-piperidin-1-ylethyl. In another option, R^1 is ethyl, isopropyl, cyclopentyl, or cyclohexyl. In another option, R^1 is ethyl.

[0191] Another option (B) is directed to a Compound of Formula I where R^2 is hydrogen or alkyl where the alkyl is optionally substituted with 1, 2, 3, 4, or 5 R^8 groups. In another option, R^2 is hydrogen or alkyl where the alkyl is optionally substituted with one, two, or three R^8 groups. In another option, R^2 is hydrogen or alkyl where the alkyl is optionally substituted with one, two, or three R^8 groups; and each R^8 , when present, is independently selected from amino, alkylamino, dialkylamino, and halo. In another option, R^2 is hydrogen, methyl, ethyl, propyl, isopropyl, *tert*-butyl, 3-aminopropyl, 3-(*N*-methylamino)-propyl, 3-(*N,N*-dimethylamino)-propyl, 2-fluoroethyl, or 2,2,2-trifluoroethyl. In another embodiment, R^2 is hydrogen or ethyl. Yet even more preferably, R^2 is hydrogen.

[0192] In another option, R^2 is hydrogen.

[0193] In another option, R^2 is alkyl optionally substituted with 1, 2, 3, 4, or 5, R^8 groups. In another option, R^2 is alkyl where the alkyl is optionally substituted with one, two, or three R^8 groups; and each R^8 , when present, is independently selected from amino, alkylamino, dialkylamino, and halo. In another option, R^2 is methyl, ethyl, propyl, isopropyl, *tert*-butyl, 3-aminopropyl, 3-(*N*-methylamino)-propyl, 3-(*N,N*-dimethylamino)-propyl, 2-fluoroethyl, or 2,2,2-trifluoroethyl. In another option, R^2 is ethyl.

[0194] Another option (C) is directed to a Compound of Formula I where R^4 is optionally substituted alkyl. In another option, R^4 is methyl or ethyl. In another option, R^4 is methyl.

[0195] Another option (D) is directed to a Compound of Formula I where R^6 is acyl. In another option, R^6 is alkylcarbonyl. In another option, R^6 is acetyl.

[0196] Another option (E) is directed to a Compound of Formula I where R^6 is phenyl optionally substituted with 1, 2, 3, 4, or 5 R^9 groups. In another option, R^6 is phenyl optionally substituted with one or two R^9 groups; and each R^9 , when present, is independently selected from aryl, halo, alkoxy, aryloxy, and haloalkyl. In another option, R^6 is phenyl optionally substituted with one or two R^9 groups; and each R^9 , when present, is independently selected from phenyl, fluoro, chloro, methoxy, phenyloxy, and trifluoromethyl. In another option, R^6 is phenyl, phenyl substituted with phenyl,

fluorophenyl, difluorophenyl, chlorophenyl, dichlorophenyl, phenyl substituted with chloro and fluoro, methoxyphenyl, dimethoxyphenyl, phenoxyphenyl, or trifluoromethylphenyl. In another embodiment, R⁶ is phenyl, 2-phenyl-phenyl, 3-phenyl-phenyl, 4-phenyl-phenyl, 2-fluorophenyl, 3-fluorophenyl, 4-fluorophenyl, 2,3-difluorophenyl, 2,4-difluorophenyl, 2,5-difluorophenyl, 2,6-difluorophenyl, 3,4-difluorophenyl, 3,5-difluorophenyl, 2-chlorophenyl, 3-chlorophenyl, 4-chlorophenyl, 2,3-dichlorophenyl, 2,4-dichlorophenyl, 2,5-dichlorophenyl, 2,6-dichlorophenyl, 3,4-dichlorophenyl, 3,5-dichlorophenyl, 3-chloro-4-fluoro-phenyl, 2-methoxyphenyl, 3-methoxyphenyl, 4-methoxyphenyl, 2,3-dimethoxyphenyl, 2,4-dimethoxyphenyl, 2,5-dimethoxyphenyl, 2,6-dimethoxyphenyl, 3,4-dimethoxyphenyl, 3,5-dimethoxyphenyl, 4-phenoxyphenyl, 2-trifluoromethylphenyl, 3-trifluoromethylphenyl, or 4-trifluoromethylphenyl.

[0197] Another option (F) is directed to a Compound of Formula I where R⁶ is phenyl substituted with 1, 2, 3, 4, or 5 R⁹ groups.

[0198] Another option (G) is directed to a Compound of Formula I where R⁶ is heteroaryl optionally substituted with 1, 2, 3, 4, or 5 R⁹ groups.

[0199] Another option (G1) of option G is a Compound of Formula I where R⁶ is a 6-membered heteroaryl optionally substituted with one or two R⁹. In another embodiment, R⁶ is pyridinyl, pyrazinyl, pyrimidinyl, or pyridazinyl each of which is optionally substituted with one R⁹ where R⁹, when present, is halo. In another option, R⁶ is pyridin-2-yl, pyridin-3-yl, pyridin-4-yl, 3-fluoropyridin-4-yl, pyrazin-2-yl, pyrazin-3-yl, pyrimidin-2-yl, pyrimidin-4-yl, pyrimidin-5-yl, pyridazin-3-yl, or pyridazin-4-yl, each of which is optionally substituted with one or two R⁹.

[0200] In another option (G2) of option G is a Compound of Formula I where R⁶ is pyrazinyl, pyrimidinyl, or pyridazinyl each of which is optionally substituted with one R⁹ where R⁹, when present, is halo. In another option, R⁶ is pyrazin-2-yl, pyrazin-3-yl, pyrimidin-2-yl, pyrimidin-4-yl, pyrimidin-5-yl, pyridazin-3-yl, or pyridazin-4-yl.

[0201] Another option (G3) of option G is a Compound of Formula I where R⁶ is 5-membered heteroaryl optionally substituted with one or two R⁹. In another option R⁶ is pyrazolyl, imidazolyl, thienyl, thiazolyl, oxazolyl, isoxazolyl, oxadiazolyl, furanyl, pyrrolyl, triazolyl, or tetrazolyl, each of which is optionally substituted with one R⁹ where R⁹, when present, is alkyl, arylalkyl, cyano, aryl, alkoxycarbonyl, or halo. In another option, R⁶ is pyrazol-1-yl, pyrazol-3-yl, pyrazol-4-yl, pyrazol-5-yl, imidazol-1-yl, imidazol-2-yl, imidazol-4-yl, imidazol-5-yl, thien-2-yl, thien-3-yl, thiazol-2-yl, thiazol-4-yl, thiazol-5-yl, oxazol-2-yl, oxazol-4-yl, oxazol-5-yl, isoxazol-3-yl, isoxazol-4-yl, isoxazol-5-yl, 1,2,3-oxadiazol-4-yl, 1,2,3-oxadiazol-5-yl, 1,3,4-oxadiazol-2-yl, 1,2,4-oxadiazol-3-yl, 1,2,4-oxadiazol-5-yl, furan-2-yl, furan-3-yl, pyrrol-1-yl, pyrrol-2-yl, pyrrol-3-yl, triazol-1-yl, triazol-4-yl, triazol-5-yl, tetrazol-1-yl, or tetrazol-5-yl; each of which is optionally substituted with one R⁹ where R⁹, when present, is methyl, benzyl, cyano, phenyl, *N-tert*-butoxycarbonyl, or chloro. In another option, R⁶ is pyrazol-3-yl, pyrazol-4-yl, pyrazol-5-yl, imidazol-2-yl, imidazol-4-yl, imidazol-5-yl, thien-2-yl, thien-3-yl, thiazol-2-yl, thiazol-4-yl, thiazol-5-yl, oxazol-2-yl, oxazol-4-yl, oxazol-5-yl, isoxazol-3-yl, isoxazol-4-yl, isoxazol-5-yl, 1,2,3-oxadiazol-4-yl, 1,2,3-oxadiazol-5-yl, 1,3,4-oxadiazol-2-yl, 1,2,4-oxadiazol-3-yl, 1,2,4-oxadiazol-5-yl, furan-2-yl, furan-3-yl, pyrrol-2-yl, pyrrol-3-yl, triazol-4-yl, triazol-5-yl, or tebrazol-5-yl; each of which is optionally substituted with one R⁹ where R⁹, when present, is methyl, benzyl, cyano, phenyl *N-tert*-butoxycarbonyl, or chloro.

[0202] Another option (G4) of option G is a Compound of Formula I where R⁶ is thienyl, pyrrolyl, furanyl, pyrazolyl, thiazolyl, isoxazolyl, imidazolyl, triazolyl, or tetrazolyl, each of which is optionally substituted with one R⁹ where R⁹, when present, is methyl, benzyl, cyano, phenyl, *N-tert*-butoxycarbonyl, or chloro. In another option, R⁶ is thien-2-yl, thien-3-yl, pyrrol-2-yl, furan-2-yl, furan-3-yl, pyrazol-3-yl, pyrazol-4-yl, pyrazol-5-yl; thiazol-2-yl, thiazol-5-yl, isoxazol-4-yl, imidazol-5-yl, triazol-5-yl, tetrazol-5-yl, each of which is optionally substituted with one R⁹ where R⁹, when present, is methyl, benzyl, cyano, phenyl, *N-tert*-butoxycarbonyl, or chloro. In another option, R⁶ is thien-2-yl, thien-3-yl, 5-cyano-thien-2-yl, 4-methyl-thien-2-yl, 4-methyl-thien-3-yl, 5-chloro-thien-5-yl, 5-phenyl-thien-2-yl, pyrrol-2-yl, *N-tert*-butoxycarbonyl-pyrrol-2-yl, *N*-methyl-pyrrol-2-yl, furan-2-yl, furan-3-yl, pyrazol-3-yl, pyrazol-4-yl, *N*-benzyl-pyrazol-4-yl, pyrazol-5-yl, thiazol-2-yl, thiazol-5-yl, isoxazol-4-yl, imidazol-5-yl, triazol-5-yl, tetrazol-5-yl,

[0203] Another option (G5) of option G is a Compound of Formula I where R⁶ is thien-2-yl, thien-3-yl, pyrrol-2-yl, furan-2-yl, furan-3-yl, pyrazol-3-yl, pyrazol-4-yl, pyrazol-5-yl, thiazol-2-yl, thiazol-5-yl, isoxazol-4-yl, imidazol-5-yl, triazol-5-yl, or tetrazol-5-yl, each of which is optionally substituted with one R⁹ where R⁹, when present, is methyl, benzyl, cyano, phenyl *N-tert*-butoxycarbonyl, or chloro.

[0204] Another option (G6) of option G is a Compound of Formula I where R⁶ is indolyl, benzimidazolyl, benzofuranyl, benzoxazolyl, or benzoisoxazolyl each of which is optionally substituted with 1,2,3, 4, or 5 R⁹ groups. In another option, R⁶ is indol-2-yl, indol-3-yl, indol-4-yl, indol-5-yl, indol-6-yl, indol-7-yl, benzimidazol-2-yl, benzimidazol-4-yl, benzimidazol-5-yl, benzimidazol-6-yl, benzimidazol-7-yl, benzofuran-2-yl, benzofuran-3-yl, benzofuran-4-yl, benzofuran-5-yl, benzofuran-6-yl, benzofuran-7-yl, benzoxazol-2-yl, benzoxazol-4-yl, benzoxazol-5-yl, benzoxazol-6-yl, benzoxazol-7-yl, benzoisoxazol-3-yl, benzoisoxazol-4-yl, benzoisoxazol-5-yl, benzoisoxazol-6-yl, or benzoisoxazol-7-yl; each of which is optionally substituted with 1, 2, 3, 4, or 5 R⁹ groups. In another embodiment, R⁶ is indol-6-yl.

[0205] Another option (H) is a Compound of Formula 1 where R¹ is hydrogen, optionally substituted alkyl, optionally substituted cycloalkyl, optionally substituted heterocycloalkylalkyl, or optionally substituted arylalkyl; X is -NH-; R² is hydrogen or alkyl where the alkyl is optionally substituted with one or two R⁸ groups; R⁴ is alkyl; R⁵ is hydrogen; R⁶ is phenyl or heteroaryl wherein the phenyl and heteroaryl are optionally substituted with one, two, or three R⁹ groups; each

R⁸, when present, is independently amino, alkylamino, dialkylamino, or halo; and each R⁹, when present, is independently alkyl, arylalkyl, cyano, aryl, alkoxy, carbonyl, or halo.

[0206] Another option (J) is a Compound of Formula 1 where R⁶ is pyrazol-3-yl, pyrazol-4-yl, pyrazol-5-yl, imidazol-2-yl, imidazol-4-yl, imidazol-5-yl, thien-2-yl, thien-3-yl, thiazol-2-yl, thiazol-4-yl, thiazol-5-yl, oxazol-2-yl, oxazol-4-yl, oxazol-5-yl, isoxazol-3-yl, isoxazol-4-yl, isoxazol-5-yl, 1,2,3-oxadiazol-4-yl, 1,2,3-oxadiazol-5-yl, 1,3,4-oxadiazol-2-yl, 1,2,4-oxadiazol-3-yl, 1,2,4-oxadiazol-5-yl, furan-2-yl, furan-3-yl, pyrrol-2-yl, pyrrol-3-yl, triazol-4-yl, triazol-5-yl, or tetrazol-5-yl; each of which is optionally substituted with 1, 2, 3, 4, or 5 R⁹ groups.

[0207] Another option (K) is a Compound of Formula I where R¹ is alkyl or cycloalkyl; R⁴ is methyl; and R⁶ is heteroaryl optionally substituted with one or two R⁹ groups. In another embodiment, each R⁹, when present, is independently alkyl, arylalkyl, cyano, aryl, alkoxy, carbonyl, or halo. In another embodiment, R⁶ is pyrazol-3-yl, pyrazol-4-yl, pyrazol-5-yl, imidazol-2-yl, imidazol-4-yl, imidazol-5-yl, thien-2-yl, thien-3-yl, thiazol-2-yl, thiazol-4-yl, thiazol-5-yl, oxazol-2-yl, oxazol-4-yl, oxazol-5-yl, isoxazol-3-yl, isoxazol-4-yl, isoxazol-5-yl, 1,2,3-oxadiazol-4-yl, 1,2,3-oxadiazol-5-yl, 1,3,4-oxadiazol-2-yl, 1,2,4-oxadiazol-3-yl, 1,2,4-oxadiazol-5-yl, furan-2-yl, furan-3-yl, pyrrol-2-yl, pyrrol-3-yl, triazol-4-yl, triazol-5-yl, or tetrazol-5-yl; each of which is optionally substituted with one R⁹ where R⁹, when present, is methyl, benzyl, cyano, phenyl, or *N*-*tert*-butoxycarbonyl.

[0208] Another option (K1) of option K is a Compound of Formula I where R² is hydrogen.

[0209] Another option (K2) of option K is a Compound of Formula I where R² is methyl or ethyl.

[0210] Another option (L) is a Compound of Formula I where R¹ is alkyl or cycloalkyl; R⁴ is methyl; and R⁶ is phenyl optionally substituted with one or two R⁹ groups. In another embodiment each R⁹, when present, is independently halo, alkoxy, or haloalkyl.

[0211] Another option (M) is a Compound of Formula I where R¹ is alkyl or cycloalkyl; R⁴ is methyl; and R² is hydrogen.

[0212] Another option (N) is a Compound of Formula I where R¹ is alkyl or cycloalkyl; R⁴ is methyl; and R² is optionally substituted alkyl.

Representative Compounds

[0213] Representative compounds of Formula I and/or II are depicted below. The examples are merely illustrative and do not limit the scope of the invention in any way. Compounds are named according to systematic application of the nomenclature rules agreed upon by the International Union of Pure and Applied Chemistry (IUPAC), International Union of Biochemistry and Molecular Biology (IUBMB), and the Chemical Abstracts Service (CAS). Names were generated using ACD/Labs naming software 8.00 release, product version 8.08.

Table 1

[0214] The Compounds in Table 1 can be prepared as pharmaceutically acceptable salts, solvates, hydrates, and/or isomers thereof. Such salt, solvate, hydrate, and isomer combinations of the Compound of claim 1 can be used to practice the invention. In particular, the invention can be practiced with one or two pharmaceutically acceptable salts of a Compound of claim 1 which salt(s) are formed with one or two acids independently selected from hydrochloric acid, hydrobromic acid, sulfuric acid, nitric acid, phosphoric acid, acetic acid, trifluoroacetic acid, propionic acid, hexanoic acid, cyclopentanepropionic acid, glycolic acid, pyruvic acid, lactic acid, oxalic acid, maleic acid, malonic acid, succinic acid, fumaric acid, tartaric acid, citric acid, benzoic acid, cinnamic acid, 3-(4-hydroxybenzoyl)benzoic acid, mandelic acid, methanesulfonic acid, ethanesulfonic acid, 1,2-ethanedithionate, 2-hydroxyethanesulfonic acid, benzenesulfonic acid, 4-chlorobenzenesulfonic acid, 2-naphthalenesulfonic acid, 4-toluenesulfonic acid, camphorsulfonic acid, glucoheptonic acid, 4,4'-methylenedibis-(3-hydroxy-2-ene-1-carboxylic acid), 3-phenylpropionic acid, trimethylacetic acid, tertiary butylacetic acid, lauryl sulfuric acid, gluconic acid, glutamic acid, hydroxynaphthoic acid, salicylic acid, stearic acid, muconic acid, p-toluenesulfonic acid, and salicylic acid. Any individual compound (and any optional salt, optional solvate, and optional hydrate thereof) in Table 1 can be used in combination with any of the above embodiments.

Table 1

Example	Structure	Name
1		8-ethyl-2-(ethylamino)-4-methyl-6-phenylpyrido[2,3-d]pyrimidin-7(8H)-one

(continued)

Example	Structure	Name
2		6-bromo-8-ethyl-4-methyl-2-[(1-methylethyl)amino]pyrido[2,3-d]pyrimidin-7(8H)-one
3		6-bromo-2-[(1,1-dimethylethyl)amino]-8-ethyl-4-methylpyrido[2,3-d]pyrimidin-7(8H)-one
4		6-biphenyl-4-yl-8-ethyl-2-(ethylamino)-4-methylpyrido[2,3-d]pyrimidin-7(8H)-one
5		6-(2,4-difluorophenyl)-8-ethyl-2-(ethylamino)-4-methylpyrido[2,3-d]pyrimidin-7(8H)-one
6		6-(3-chloro-4-fluorophenyl)-8-ethyl-2-(ethylamino)-4-methylpyrido[2,3-d]pyrimidin-7(8H)-one
7		8-ethyl-2-(ethylamino)-4-methyl-6-[4-(methoxy)phenyl]pyrido[2,3-d]pyrimidin-7(8H)-one
8		6-(2,4-dichlorophenyl)-8-ethyl-2-(ethylamino)-4-methylpyrido[2,3-d]pyrimidin-7(8H)-one

(continued)

Example	Structure	Name
9		6-(3,4-difluorophenyl)-8-ethyl-2-(ethylamino)-4-methylpyrido[2,3-d]pyrimidin-7(8H)-one
10		8-ethyl-2-(ethylamino)-4-methyl-6-[2-(methyloxy)phenyl]pyrido[2,3-d]pyrimidin-7(8H)-one
11		6-bromo-2-[[3-(dimethylamino)propyl]amino]-8-ethyl-4-methylpyrido[2,3-d]pyrimidin-7(8H)-one
12		8-ethyl-2-(ethylamino)-4-methyl-6-[4-(phenyloxy)phenyl]pyrido[2,3-d]pyrimidin-7(8H)-one
13		6-[2,4-bis(methyloxy)phenyl]-8-ethyl-2-(ethylamino)-4-methylpyrido[2,3-d]pyrimidin-7(8H)-one
14		8-ethyl-2-(ethylamino)-6-(3-fluorophenyl)-4-methylpyrido[2,3-d]pyrimidin-7(8H)-one
15		8-ethyl-2-(ethylamino)-6-(2-fluorophenyl)-4-methylpyrido[2,3-d]pyrimidin-7(8H)-one

(continued)

Example	Structure	Name
16		8-ethyl-2-(ethylamino)-4-methyl-6-[3-(trifluoromethyl)phenyl]pyrido[2,3-d]pyrimidin-7(8H)-one
17		8-ethyl-2-(ethylamino)-6-(4-fluorophenyl)-4-methylpyrido[2,3-d]pyrimidin-7(8H)-one
18		8-ethyl-2-(ethylamino)-4-methyl-6-(2-thienyl)pyrido[2,3-d]pyrimidin-7(8H)-one
19		8-ethyl-2-(ethylamino)-4-methyl-6-[3-(methoxy)phenyl]pyrido[2,3-d]pyrimidin-7(8H)-one
20		6-(3-chlorophenyl)-8-ethyl-2-(ethylamino)-4-methylpyrido[2,3-d]pyrimidin-7(8H)-one
21		6-(4-chlorophenyl)-8-ethyl-2-(ethylamino)-4-methylpyrido[2,3-d]pyrimidin-7(8H)-one
22		8-ethyl-2-(ethylamino)-4-methyl-6-(3-thienyl)pyrido[2,3-d]pyrimidin-7(8H)-one
23		8-ethyl-2-(ethylamino)-4-methyl-6-(4-methyl-2-thienyl)pyrido[2,3-d]pyrimidin-7(8H)-one

(continued)

Example	Structure	Name
24		8-ethyl-2-(ethylamino)-4-methyl-6-(4-methyl-3-thienyl)pyrido[2,3-d]pyrimidin-7(8H)-one
25		1,1-dimethylethyl 2-[8-ethyl-2-(ethylamino)-4-methyl-7-oxo-7,8-dihydropyrido[2,3-d]pyrimidin-6-yl]-1H-pyrrole-1-carboxylate
26		8-ethyl-2-(ethylamino)-4-methyl-6-(1H-pyrrol-2-yl)pyrido[2,3-d]pyrimidin-7(8H)-one
27		6-(5-chloro-2-thienyl)-8-ethyl-2-(ethylamino)-4-methylpyrido[2,3-d]pyrimidin-7(8H)-one
28		8-ethyl-2-(ethylamino)-4-methyl-6-pyrimidin-5-ylpyrido[2,3-d]pyrimidin-7(8H)-one
29		8-ethyl-2-(ethylamino)-6-(3-fluoropyridin-4-yl)-4-methylpyrido[2,3-d]pyrimidin-7(8H)-one
30		8-ethyl-2-(ethylamino)-6-furan-3-yl-4-methylpyrido[2,3-d]pyrimidin-7(8H)-one

(continued)

Example	Structure	Name
31		8-ethyl-2-(ethylamino)-4-methyl-6-[1-(phenylmethyl)-1H-pyrazol-4-yl]pyrido[2,3-d]pyrimidin-7(8H)-one
32		6-bromo-2-(ethylamino)-4-methyl-8-(1-methylethyl)pyrido[2,3-d]pyrimidin-7(8H)-one
33		2-(ethylamino)-4-methyl-8-(1-methylethyl)-6-(2-thienyl)pyrido[2,3-d]pyrimidin-7(8H)-one
34		8-ethyl-2-(ethylamino)-6-(1H-indol-6-yl)-4-methylpyrido[2,3-d]pyrimidin-7(8H)-one
35		8-ethyl-2-(ethylamino)-4-methyl-6-(5-phenyl-2-thienyl)pyrido[2,3-d]pyrimidin-7(8H)-one
36		2-(ethylamino)-6-furan-3-yl-4-methyl-8-(1-methylethyl)pyrido[2,3-d]pyrimidin-7(8H)-one
37		8-ethyl-2-(ethylamino)-4-methylpyrido[2,3-d]pyrimidin-7(8H)-one
38		8-ethyl-2-(ethylamino)-4-methyl-6-(1H-pyrazol-5-yl)pyrido[2,3-d]pyrimidin-7(8H)-one

(continued)

Example	Structure	Name
39		8-cyclohexyl-2-(ethylamino)-4-methyl-6-(2-thienyl)pyrido[2,3-d]pyrimidin-7(8H)-one
40		6-bromo-2-(ethylamino)-4-methyl-8-[3-(methyloxy)propyl]pyrido[2,3-d]pyrimidin-7(8H)-one
41		6-bromo-2-(ethylamino)-8-[2-(ethyloxy)ethyl]-4-methylpyrido[2,3-d]pyrimidin-7(8H)-one
42		6-bromo-2-(ethylamino)-4-methyl-8-(2-piperidin-1-ylethyl)pyrido[2,3-d]pyrimidin-7(8H)-one
43		6-bromo-2-(ethylamino)-8-[3-(ethyloxy)propyl]-4-methylpyrido[2,3-d]pyrimidin-7(8H)-one

(continued)

Example	Structure	Name
44		6-bromo-2-(ethylamino)-4-methyl-8-{3-[(1-methylethyl)oxy]propyl}pyrido[2,3-d]pyrimidin-7(8H)-one
45		6-bromo-2-(ethylamino)-8-(3-hydroxypropyl)-4-methylpyrido[2,3-d]pyrimidin-7(8H)-one
46		6-bromo-2-(ethylamino)-8-(2-hydroxyethyl)-4-methylpyrido[2,3-d]pyrimidin-7(8H)-one
47		6-bromo-8-cyclopropyl-2-(ethylamino)-4-methylpyrido[2,3-d]pyrimidin-7(8H)-one
48		8-ethyl-2-(ethylamino)-4-methyl-6-(1,3-thiazol-2-yl)pyrido[2,3-d]pyrimidin-7(8H)-one
49		6-bromo-8-cyclopentyl-2-(ethylamino)-4-methylpyrido[2,3-d]pyrimidin-7(8H)-one

(continued)

Example	Structure	Name
50		8-cyclopentyl-2-(ethylamino)-4-methyl-6-(1 <i>H</i> -pyrazol-3-yl)pyrido[2,3- <i>d</i>]pyrimidin-7(8 <i>H</i>)-one
51		2-(ethylamino)-4-methyl-8-(1-methylethyl)-6-(1 <i>H</i> -pyrazol-5-yl)pyrido[2,3- <i>d</i>]pyrimidin-7(8 <i>H</i>)-one
52		8-ethyl-2-(ethylamino)-4-methyl-6-(1 <i>H</i> -pyrazol-1-yl)pyrido[2,3- <i>d</i>]pyrimidin-7(8 <i>H</i>)-one
53		2-(ethylamino)-4-methyl-8-(1-methylethyl)-6-(1 <i>H</i> -pyrazol-1-yl)pyrido[2,3- <i>d</i>]pyrimidin-7(8 <i>H</i>)-one
54		8-cyclopentyl-2-(ethylamino)-4-methyl-6-(1 <i>H</i> -pyrazol-1-yl)pyrido[2,3- <i>d</i>]pyrimidin-7(8 <i>H</i>)-one
55		8-ethyl-4-methyl-6-(1 <i>H</i> -pyrazol-5-yl)-2-[(2,2,2-trifluoroethyl)amino]pyrido[2,3- <i>d</i>]pyrimidin-7(8 <i>H</i>)-one
56		2-amino-8-ethyl-4-methyl-6-(1 <i>H</i> -pyrazol-5-yl)pyrido[2,3- <i>d</i>]pyrimidin-7(8 <i>H</i>)-one

(continued)

Example	Structure	Name
57		2-(ethylamino)-4-methyl-6-(1 <i>H</i> -pyrazol-3-yl)pyrido[2,3- <i>d</i>]pyrimidin-7(8 <i>H</i>)-one
58		8-ethyl-4-methyl-2-(methylamino)-6-(1 <i>H</i> -pyrazol-5-yl)pyrido[2,3- <i>d</i>]pyrimidin-7(8 <i>H</i>)-one
59		2-amino-8-cyclopentyl-4-methyl-6-(1 <i>H</i> -pyrazol-3-yl)pyrido[2,3- <i>d</i>]pyrimidin-7(8 <i>H</i>)-one
60		8-ethyl-2-[(2-fluoroethyl)amino]-4-methyl-6-(1 <i>H</i> -pyrazol-5-yl)pyrido[2,3- <i>d</i>]pyrimidin-7(8 <i>H</i>)-one
61		2-amino-4-methyl-8-(1-methylethyl)-6-(1 <i>H</i> -pyrazol-3-yl)pyrido[2,3- <i>d</i>]pyrimidin-7(8 <i>H</i>)-one
62		2-amino-8-ethyl-4-methylpyrido[2,3- <i>d</i>]pyrimidin-7(8 <i>H</i>)-one
63		2-amino-4-methyl-8-(phenylmethyl)-6-(1 <i>H</i> -pyrazol-3-yl)pyrido[2,3- <i>d</i>]pyrimidin-7(8 <i>H</i>)-one

(continued)

Example	Structure	Name
64		2-amino-8-ethyl-4-methyl-6-(4-methyl-3-thienyl)pyrido[2,3-d]pyrimidin-7(8H)-one
65		2-amino-8-ethyl-4-methyl-6-(2-thienyl)pyrido[2,3-d]pyrimidin-7(8H)-one
66		2-amino-8-ethyl-6-(4-fluorophenyl)-4-methylpyrido[2,3-d]pyrimidin-7(8H)-one
67		2-amino-8-ethyl-6-(3-fluorophenyl)-4-methylpyrido[2,3-d]pyrimidin-7(8H)-one
68		2-amino-8-ethyl-6-(2-fluorophenyl)-4-methylpyrido[2,3-d]pyrimidin-7(8H)-one
69		2-amino-8-ethyl-4-methyl-6-(3-thienyl)pyrido[2,3-d]pyrimidin-7(8H)-one
70		2-amino-8-ethyl-6-furan-3-yl-4-methylpyrido[2,3-d]pyrimidin-7(8H)-one

(continued)

Example	Structure	Name
71		2-amino-8-ethyl-4-methyl-6-phenylpyrido[2,3- <i>d</i>]pyrimidin-7(8 <i>H</i>)-one
72		2-amino-8-ethyl-4-methyl-6-[4-(methyloxy)phenyl]pyrido[2,3- <i>d</i>]pyrimidin-7(8 <i>H</i>)-one
73		2-amino-6-(4-chlorophenyl)-8-ethyl-4-methylpyrido[2,3- <i>d</i>]pyrimidin-7(8 <i>H</i>)-one
74		2-amino-6-(3-chlorophenyl)-8-ethyl-4-methylpyrido[2,3- <i>d</i>]pyrimidin-7(8 <i>H</i>)-one
75		2-amino-8-ethyl-6-isoxazol-4-yl-4-methylpyrido[2,3- <i>d</i>]pyrimidin-7(8 <i>H</i>)-one
76		2-amino-8-ethyl-6-furan-2-yl-4-methylpyrido[2,3- <i>d</i>]pyrimidin-7(8 <i>H</i>)-one
77		2-amino-6-(2,4-dichlorophenyl)-8-ethyl-4-methylpyrido[2,3- <i>d</i>]pyrimidin-7(8 <i>H</i>)-one

(continued)

Example	Structure	Name
78		5-(2-amino-8-ethyl-4-methyl-7-oxo-7,8-dihydropyrido[2,3-d]pyrimidin-6-yl)thiophene-2-carbonitrile
79		2-amino-8-ethyl-4-methyl-6-pyrimidin-5-ylpyrido[2,3-d]pyrimidin-7(8H)-one
80		2-amino-8-ethyl-6-(1H-imidazol-5-yl)-4-methylpyrido[2,3-d]pyrimidin-7(8H)-one
81		2-amino-8-ethyl-4-methyl-6-(1H-1,2,3-triazol-5-yl)pyrido[2,3-d]pyrimidin-7(8H)-one
82		2-amino-8-ethyl-4-methyl-6-(1H-pyrazol-4-yl)pyrido[2,3-d]pyrimidin-7(8H)-one
83		2-amino-8-ethyl-4-methyl-6-(1,3-thiazol-2-yl)pyrido[2,3-d]pyrimidin-7(8H)-one
84		2-amino-8-ethyl-4-methyl-6-(1H-tetrazol-5-yl)pyrido[2,3-d]pyrimidin-7(8H)-one

(continued)

Example	Structure	Name
85		2-amino-8-ethyl-4-methyl-6-(1-methyl-1 <i>H</i> -pyrrol-2-yl)pyrido[2,3- <i>d</i>]pyrimidin-7(8 <i>H</i>)-one
86		2-amino-6-bromo-8-cyclopentyl-4-methylpyrido[2,3- <i>d</i>]pyrimidin-7(8 <i>H</i>)-one
87		2-amino-4,8-diethyl-6-(1 <i>H</i> -pyrazol-5-yl)pyrido[2,3- <i>d</i>]pyrimidin-7(8 <i>H</i>)-one
88		2-amino-8-cyclopentyl-4-methyl-6-(1,3-thiazol-5-yl)pyrido[2,3- <i>d</i>]pyrimidin-7(8 <i>H</i>)-one

Table 2a.

Representative AKT Inhibitors

[0215] The Compounds in Table 2a can be prepared as pharmaceutically acceptable salts, solvates, hydrates, and/or isomers thereof. All such salt, solvate, hydrate, and isomer combinations of the Compounds in Table 2a can be used.

Table 2a	
Cmpd No.	Name
1	3-(azetidin-3-ylidenemethyl)-4-(4-(5-chloro-2-methylphenyl)piperazin-1-yl)-1 <i>H</i> -pyrazolo[3,4- <i>d</i>]pyrimidine
2	4-[4-(5-chloro-2-methylphenyl)piperazin-1-yl]-3-(3-fluoropyridin-4-yl)-1 <i>H</i> -pyrazolo[3,4- <i>d</i>]pyrimidine
3	4-[4-(5-chloro-2-methylphenyl)piperazin-1-yl]-3-(3-chloropyridin-4-yl)-1 <i>H</i> -pyrazolo[3,4- <i>d</i>]pyrimidine
4	2-({5-chloro-3-[4-(3-ethyl-1 <i>H</i> -pyrazolo[3,4- <i>d</i>]pyrimidin-4-yl)piperazin-1-yl]-2-methylphenyl}oxy)- <i>N,N</i> -dimethylethanamine
5	2-({5-chloro-3-[4-(3-ethyl-1 <i>H</i> -pyrazolo[3,4- <i>d</i>]pyrimidin-4-yl)piperazin-1-yl]-2-methylphenyl}oxy)- <i>N,N</i> -diethylethanamine
6	4-(4-{5-chloro-2-methyl-3-[(2-pyrrolidin-1-ylethyl)oxy]phenyl}piperazin-1-yl)-3-ethyl-1 <i>H</i> -pyrazolo[3,4- <i>d</i>]pyrimidine

(continued)

Table 2a	
Cmpd No.	Name
7	4-[4-(5-chloro-2-methylphenyl)piperazin-1-yl]-3-piperazin-1-yl-1 <i>H</i> -pyrazolo[3,4- <i>d</i>]pyrimidine
8	<i>N</i> -(3-{4-[4-(5-chloro-2-methylphenyl)piperazin-1-yl]-1 <i>H</i> -pyrazolo[3,4- <i>d</i>]pyrimidin-3-yl}prop-2-yn-1-yl)acetamide
9	<i>N,N</i> -diethyl-2-({3-[4-(3-ethyl-1 <i>H</i> -pyrazolo[3,4- <i>d</i>]pyrimidin-4-yl)piperazin-1-yl]phenyl}oxy)ethanamine
10	3-{3-[4-(3-bromo-1 <i>H</i> -pyrazolo[3,4- <i>d</i>]pyrimidin-4-yl)piperazin-1-yl]-5-chloro-2-methylphenyl}- <i>N,N</i> -diethylpropan-1-amine
11	3-bromo-4-{4-[5-chloro-2-methyl-3-(3-pyrrolidin-1-ylpropyl)phenyl]piperazin-1-yl}-1 <i>H</i> -pyrazolo[3,4- <i>d</i>]pyrimidine
12	3-bromo-4-(4-{5-chloro-2-methyl-3-[(2-pyrrolidin-1-ylethyl)oxy]phenyl}piperazin-1-yl)-1 <i>H</i> -pyrazolo[3,4- <i>d</i>]pyrimidine
13	2-({3-[4-(3-bromo-1 <i>H</i> -pyrazolo[3,4- <i>d</i>]pyrimidin-4-yl)piperazin-1-yl]-5-chloro-2-methylphenyl}oxy)- <i>N,N</i> -diethylethanamine
14	4-[4-(5-chloro-2-methyl-3-{[2-(1-methylpiperidin-4-yl)ethyl]oxy}phenyl)piperazin-1-yl]-3-ethyl-1 <i>H</i> -pyrazolo[3,4- <i>d</i>]pyrimidine
15	5-chloro-3-[4-(3-ethyl-1 <i>H</i> -pyrazolo[3,4- <i>d</i>]pyrimidin-4-yl)piperazin-1-yl]-2-methyl- <i>N</i> -(2-pyrrolidin-1-ylethyl)aniline
16	4-(4-{5-chloro-2-methyl-3-[(2-morpholin-4-ylethyl)oxy]phenyl}piperazin-1-yl)-3-ethyl-1 <i>H</i> -pyrazolo[3,4- <i>d</i>]pyrimidine
17	4-(4-{5-chloro-2-methyl-3-[(2-piperidin-1-ylethyl)oxy]phenyl}piperazin-1-yl)-3-ethyl-1 <i>H</i> -pyrazolo[3,4- <i>d</i>]pyrimidine
18	3-bromo-4-{4-[5-chloro-2-methyl-3-(3-morpholin-4-ylpropyl)phenyl]piperazin-1-yl}-1 <i>H</i> -pyrazolo[3,4- <i>d</i>]pyrimidine
19	3-bromo-4-(4-{5-chloro-2-methyl-3-[3-(4-methylpiperazin-1-yl)propyl]phenyl}piperazin-1-yl)-1 <i>H</i> -pyrazolo[3,4- <i>d</i>]pyrimidine
20	3-bromo-4-(4-{5-chloro-2-methyl-3-[(2-piperidin-1-ylethyl)oxy]phenyl}piperazin-1-yl)-1 <i>H</i> -pyrazolo[3,4- <i>d</i>]pyrimidine
21	3-bromo-4-(4-{5-chloro-2-methyl-3-[(2-morpholin-4-ylethyl)oxy]phenyl}piperazin-1-yl)-1 <i>H</i> -pyrazolo[3,4- <i>d</i>]pyrimidine
22	4-[4-[5-chloro-2-methyl-3-(3-morpholin-4-ylpropyl)phenyl]piperazin-1-yl]-3-ethyl-1 <i>H</i> -pyrazolo[3,4- <i>d</i>]pyrimidine
23	<i>N'</i> -{5-chloro-3-[4-(3-ethyl-1 <i>H</i> -pyrazolo[3,4- <i>d</i>]pyrimidin-4-yl)piperazin-1-yl]-2-methylphenyl}- <i>N,N</i> -diethylethane-1,2-diamine
24	4-[4-(5-chloro-2-methyl-3-(3-piperidin-1-ylpropyl)phenyl]piperazin-1-yl]-3-ethyl-1 <i>H</i> -pyrazolo[3,4- <i>d</i>]pyrimidine
25	4-[4-(5-chloro-3-{[2-(4-ethylpiperazin-1-yl)ethyl]oxy}-2-methylphenyl)piperazin-1-yl]-3-ethyl-1 <i>H</i> -pyrazolo[3,4- <i>d</i>]pyrimidine
26	4-(4-{5-chloro-2-methyl-3-[(3-morpholin-4-ylpropyl)oxy]phenyl}piperazin-1-yl)-3-ethyl-1 <i>H</i> -pyrazolo[3,4- <i>d</i>]pyrimidine
27	3-bromo-4-{4-[5-chloro-2-methyl-3-(3-piperidin-1-ylpropyl)phenyl]piperazin-1-yl}-1 <i>H</i> -pyrazolo[3,4- <i>d</i>]pyrimidine
28	<i>N'</i> -{3-[4-(3-bromo-1 <i>H</i> -pyrazolo[3,4- <i>d</i>]pyrimidin-4-yl)piperazin-1-yl]-5-chloro-2-methylphenyl}- <i>N,N</i> -diethylethane-1,2-diamine

(continued)

Table 2a	
Cmpd No.	Name
29	3-[4-(3-bromo-1 <i>H</i> -pyrazolo[3,4- <i>d</i>]pyrimidin-4-yl)piperazin-1-yl]-5-chloro-2-methyl- <i>N</i> -(2-pyrrolidin-1-ylethyl)aniline
30	4-[4-(5-chloro-2-methyl-3-[[2-(4-methylpiperazin-1-yl)ethyl]oxy]phenyl)piperazin-1-yl]-3-ethyl-1 <i>H</i> -pyrazolo[3,4- <i>d</i>]pyrimidine
31	4-[4-(5-chloro-2-methyl-3-[(1-methylpiperidin-4-yl)methyl]oxy]phenyl)piperazin-1-yl]-3-ethyl-1 <i>H</i> -pyrazolo[3,4- <i>d</i>]pyrimidine
32	<i>N,N</i> -diethyl-2-({3-[4-(3-ethyl-1 <i>H</i> -pyrazolo[3,4- <i>d</i>]pyrimidin-4-yl)piperazin-1-yl]-2-methylphenyl}oxy)ethanamine
33	2-[(5-chloro-3-[4-[1-(1,1-dimethylethyl)-3-(trifluoromethyl)-1 <i>H</i> -pyrazolo[3,4- <i>d</i>]pyrimidin-4-yl]piperazin-1-yl]-2-methylphenyl)oxy]- <i>N,N</i> -diethylethanamine
34	2-[(5-chloro-2-methyl-3-{4-[3-(trifluoromethyl)-1 <i>H</i> -pyrazolo[3,4- <i>d</i>]pyrimidin-4-yl]piperazin-1-yl}phenyl)oxy]- <i>N,N</i> -diethylethanamine
35	4-(4-{5-chloro-2-methyl-3-[(3-pyrrolidin-1-ylpropyl)oxy]phenyl)piperazin-1-yl)-3-ethyl-1 <i>H</i> -pyrazolo[3,4- <i>d</i>]pyrimidine
36	4-[4-(5-chloro-2-methyl-3-[[3-(4-methylpiperazin-1-yl)propyl]oxy]phenyl)piperazin-1-yl]-3-ethyl-1 <i>H</i> -pyrazolo[3,4- <i>d</i>]pyrimidine
37	3-bromo-4-(4-{5-chloro-2-methyl-3-[(3-piperidin-1-ylpropyl)oxy]phenyl)piperazin-1-yl)-1 <i>H</i> -pyrazolo[3,4- <i>d</i>]pyrimidine
38	3-bromo-4-(4-{5-chloro-2-methyl-3-[(3-morpholin-4-ylpropyl)oxy]phenyl)piperazin-1-yl)-1 <i>H</i> -pyrazolo[3,4- <i>d</i>]pyrimidine
39	4-(4-{5-chloro-2-methyl-3-[(2-pyrrolidin-1-ylethyl)oxy]phenyl)piperazin-1-yl)-3-(trifluoromethyl)-1 <i>H</i> -pyrazolo[3,4- <i>d</i>]pyrimidine
40	4-(4-{5-chloro-2-methyl-3-[(3-morpholin-4-ylpropyl)oxy]phenyl)piperazin-1-yl)-3-(trifluoromethyl)-1 <i>H</i> -pyrazolo[3,4- <i>d</i>]pyrimidine
41	4-(4-{5-chloro-2-methyl-3-[(2-morpholin-4-ylethyl)oxy]phenyl)piperazin-1-yl)-3-(trifluoromethyl)-1 <i>H</i> -pyrazolo[3,4- <i>d</i>]pyrimidine
42	4-(4-{5-chloro-2-methyl-3-[(3-piperidin-1-ylpropyl)oxy]phenyl)piperazin-1-yl)-3-ethyl-1 <i>H</i> -pyrazolo[3,4- <i>d</i>]pyrimidine
43	4-[4-(5-chloro-3-[[3-(4-ethylpiperazin-1-yl)propyl]oxy]-2-methylphenyl)piperazin-1-yl]-3-ethyl-1 <i>H</i> -pyrazolo[3,4- <i>d</i>]pyrimidine
44	5-chloro-2-methyl-3-[4-(1 <i>H</i> -pyrazolo[3,4- <i>d</i>]pyrimidin-4-yl)piperazin-1-yl]- <i>N</i> -(2-pyrrolidin-1-ylethyl)aniline
45	5-chloro-2-methyl-3-[4-(3-methyl-1 <i>H</i> -pyrazolo[3,4- <i>d</i>]pyrimidin-4-yl)piperazin-1-yl]- <i>N</i> -(2-pyrrolidin-1-ylethyl)aniline
46	<i>N'</i> -(5-chloro-2-methyl-3-{4-[3-(trifluoromethyl)-1 <i>H</i> -pyrazolo[3,4- <i>d</i>]pyrimidin-4-yl]piperazin-1-yl}phenyl)- <i>N,N</i> -dimethylethane-1,2-diamine
47	3-({5-chloro-3-[4-(3-ethyl-1 <i>H</i> -pyrazolo[3,4- <i>d</i>]pyrimidin-4-yl)piperazin-1-yl]-2-methylphenyl}oxy)- <i>N,N</i> -diethylpropan-1-amine
48	<i>N'</i> -(5-chloro-2-methyl-3-{4-[3-(trifluoromethyl)-1 <i>H</i> -pyrazolo[3,4- <i>d</i>]pyrimidin-4-yl]piperazin-1-yl}phenyl)- <i>N,N</i> -diethylethane-1,2-diamine
49	5-chloro-2-methyl- <i>N</i> -(2-pyrrolidin-1-ylethyl)-3-{4-[3-(trifluoromethyl)-1 <i>H</i> -pyrazolo[3,4- <i>d</i>]pyrimidin-4-yl]piperazin-1-yl}aniline

(continued)

Table 2a	
Cmpd No.	Name
50	3-bromo-4-(4-{4-methyl-3-[(2-pyrrolidin-1-ylethyl)oxy]phenyl}piperazin-1-yl)-1 <i>H</i> -pyrazolo[3,4-d]pyrimidine
51	4-(4-{4-methyl-3-[(2-pyrrolidin-1-ylethyl)oxy]phenyl}piperazin-1-yl)-1 <i>H</i> -pyrazolo[3,4-d]pyrimidine
52	3-methyl-4-(4-{4-methyl-3-[(2-pyrrolidin-1-ylethyl)oxy]phenyl}piperazin-1-yl)-1 <i>H</i> -pyrazolo[3,4-d]pyrimidine
53	4-(4-{5-chloro-2-methyl-3-[(2-pyrrolidin-1-ylethyl)oxy]phenyl}piperazin-1-yl)-1 <i>H</i> -pyrazolo[3,4-d]pyrimidine
54	4-(4-{5-chloro-2-methyl-3-[(2-pyrrolidin-1-ylethyl)oxy]phenyl}piperazin-1-yl)-3-methyl-1 <i>H</i> -pyrazolo[3,4-d]pyrimidine
55	4-(4-{5-chloro-2-methyl-3-[(2-piperidin-1-ylethyl)oxy]phenyl}piperazin-1-yl)-3-(trifluoromethyl)-1 <i>H</i> -pyrazolo[3,4-d]pyrimidine
56	3-[(5-chloro-2-methyl-3-{4-[3-(trifluoromethyl)-1 <i>H</i> -pyrazolo[3,4-d]pyrimidin-4-yl]piperazin-1-yl}phenyl)oxy]- <i>N,N</i> -diethylpropan-1-amine
57	5-[4-(3-bromo-1 <i>H</i> -pyrazolo[3,4-d]pyrimidin-4-yl)piperazin-1-yl]-2-methyl- <i>N</i> -(2-pyrrolidin-1-ylethyl)aniline
58	3-[4-(3-bromo-1 <i>H</i> -pyrazolo[3,4-d]pyrimidin-4-yl)piperazin-1-yl]-5-fluoro-2-methyl- <i>N</i> -(2-pyrrolidin-1-ylethyl)aniline
59	4-{4-[5-chloro-2-methyl-3-(3-pyrrolidin-1-ylpropyl)phenyl]piperazin-1-yl}-1 <i>H</i> -pyrazolo[3,4-d]pyrimidine
60	3-bromo-4-{4-[5-fluoro-2-methyl-3-(3-pyrrolidin-1-ylpropyl)phenyl]piperazin-1-yl}-1 <i>H</i> -pyrazolo[3,4-d]pyrimidine
61	4-{4-[5-chloro-2-methyl-3-(3-pyrrolidin-1-ylpropyl)phenyl]piperazin-1-yl}-3-(trifluoromethyl)-1 <i>H</i> -pyrazolo[3,4-d]pyrimidine
62	4-(4-{5-chloro-2-methyl-3-[3-(4-methylpiperazin-1-yl)propyl]phenyl}piperazin-1-yl)-3-ethyl-1 <i>H</i> -pyrazolo[3,4-d]pyrimidine
63	3-bromo-4-(4-pyridin-2-ylpiperazin-1-yl)-1 <i>H</i> -pyrazolo[3,4-d]pyrimidine
64	3-bromo-4-[4-(2,4-dimethylphenyl)piperazin-1-yl]-1 <i>H</i> -pyrazolo[3,4-d]pyrimidine
65	3-bromo-4-{4-[3-(methyloxy)phenyl]piperazin-1-yl}-1 <i>H</i> -pyrazolo[3,4-d]pyrimidine
66	3-bromo-4-{4-[2-(methyloxy)phenyl]piperazin-1-yl}-1 <i>H</i> -pyrazolo[3,4-d]pyrimidine
67	3-bromo-4-{4-[4-methyl-3-(3-pyrrolidin-1-ylpropyl)phenyl]piperazin-1-yl}-1 <i>H</i> -pyrazolo[3,4-d]pyrimidine
68	4-(4-{5-chloro-2-methyl-3-[(3-pyrrolidin-1-ylpropyl)oxy]phenyl}piperazin-1-yl)-3-(trifluoromethyl)-1 <i>H</i> -pyrazolo[3,4-d]pyrimidine
69	4-(4-{5-chloro-2-methyl-3-[(3-piperidin-1-ylpropyl)oxy]phenyl}piperazin-1-yl)-3-(trifluoromethyl)-1 <i>H</i> -pyrazolo[3,4-d]pyrimidine
70	4-[4-(5-chloro-2-methyl-3-{[3-(4-methylpiperazin-1-yl)propyl]oxy}phenyl)piperazin-1-yl]-3-(trifluoromethyl)-1 <i>H</i> -pyrazolo[3,4-d]pyrimidine
71	4-[4-(5-chloro-3-{[3-(4-ethylpiperazin-1-yl)propyl]oxy}-2-methylphenyl)piperazin-1-yl]-3-(trifluoromethyl)-1 <i>H</i> -pyrazolo[3,4-d]pyrimidine
72	3-bromo-4-[4-(5-chloro-2-methyl-3-{[2-(4-methylpiperazin-1-yl)ethyl]oxy}phenyl)piperazin-1-yl]-1 <i>H</i> -pyrazolo[3,4-d]pyrimidine
73	4-[4-(5-chloro-2-methyl-3-{[2-(4-methylpiperazin-1-yl)ethyl]oxy}phenyl)piperazin-1-yl]-3-(trifluoromethyl)-1 <i>H</i> -pyrazolo[3,4-d]pyrimidine

(continued)

Table 2a	
Cmpd No.	Name
74	3-bromo-4-[4-(5-chloro-3-{{2-(4-ethylpiperazin-1-yl)ethyl}oxy}-2-methylphenyl)piperazin-1-yl]-1 <i>H</i> -pyrazolo[3,4- <i>d</i>]pyrimidine
75	3-bromo-4-[4-(3,4-dichlorophenyl)piperazin-1-yl]-1 <i>H</i> -pyrazolo[3,4- <i>d</i>]pyrimidine
76	3-bromo-4-[4-(3,4-difluorophenyl)piperazin-1-yl]-1 <i>H</i> -pyrazolo[3,4- <i>d</i>]pyrimidine
77	3-bromo-4-[4-(2,4-dichlorophenyl)piperazin-1-yl]-1 <i>H</i> -pyrazolo[3,4- <i>d</i>]pyrimidine
78	3-[4-(3-ethyl-1 <i>H</i> -pyrazolo[3,4- <i>d</i>]pyrimidin-4-yl)piperazin-1-yl]-5-fluoro-2-methyl- <i>N</i> -(2-pyrrolidin-1-ylethyl)aniline
79	5-fluoro-2-methyl- <i>N</i> -(2-pyrrolidin-1-ylethyl)-3-{4-[3-(trifluoromethyl)-1 <i>H</i> -pyrazolo[3,4- <i>d</i>]pyrimidin-4-yl]piperazin-1-yl}aniline
80	4-{4-[3,5-bis(methyloxy)phenyl]piperazin-1-yl}-3-bromo-1 <i>H</i> -pyrazolo[3,4- <i>d</i>]pyrimidine
81	4-[4-(5-chloro-3-{{2-(4-ethylpiperazin-1-yl)ethyl}oxy}-2-methylphenyl)piperazin-1-yl]-3-(trifluoromethyl)-1 <i>H</i> -pyrazolo[3,4- <i>d</i>]pyrimidine
82	<i>N</i> -[5-chloro-3-[4-(3-ethyl-1 <i>H</i> -pyrazolo[3,4- <i>d</i>]pyrimidin-4-yl)piperazin-1-yl]-2-methylphenyl]- <i>N,N'</i> , <i>N'</i> -trimethylethane-1,2-diamine
83	3-{{3-[4-(3-bromo-1 <i>H</i> -pyrazolo[3,4- <i>d</i>]pyrimidin-4-yl)piperazin-1-yl]-5-chloro-2-methylphenyl}oxy)- <i>N,N</i> -diethylpropan-1-amine
84	3-bromo-4-(4-{5-chloro-2-methyl-3-{{(3-pyrrolidin-1-ylpropyl)oxy}phenyl}piperazin-1-yl}-1 <i>H</i> -pyrazolo[3,4- <i>d</i>]pyrimidine
85	3-bromo-4-[4-(5-chloro-2-methyl-3-{{3-(4-methylpiperazin-1-yl)propyl}oxy}phenyl)piperazin-1-yl]-1 <i>H</i> -pyrazolo[3,4- <i>d</i>]pyrimidine
86	3-bromo-4-[4-(5-chloro-3-{{3-(4-ethylpiperazin-1-yl)propyl}oxy}-2-methylphenyl)piperazin-1-yl]-1 <i>H</i> -pyrazolo[3,4- <i>d</i>]pyrimidine
87	3-(5-chloro-2-methyl-3-{4-[3-(trifluoromethyl)-1 <i>H</i> -pyrazolo[3,4- <i>d</i>]pyrimidin-4-yl]piperazin-1-yl}phenyl)- <i>N,N</i> -diethylpropan-1-amine
88	3-bromo-4-[4-(5-chloro-2-methyl-3-{{(1-methylpiperidin-4-yl)methyl}oxy}phenyl)piperazin-1-yl]-1 <i>H</i> -pyrazolo[3,4- <i>d</i>]pyrimidine
89	3-bromo-4-[4-(5-chloro-2-methyl-3-{{2-(1-methylpiperidin-4-yl)ethyl}oxy}phenyl)piperazin-1-yl]-1 <i>H</i> -pyrazolo[3,4- <i>d</i>]pyrimidine
90	4-[4-(5-chloro-2-methyl-3-{{(1-methylpiperidin-4-yl)methyl}oxy}phenyl)piperazin-1-yl]-3-(trifluoromethyl)-1 <i>H</i> -pyrazolo[3,4- <i>d</i>]pyrimidine
91	4-[4-(5-chloro-2-methyl-3-{{2-(1-methylpiperidin-4-yl)ethyl}oxy}phenyl)piperazin-1-yl]-3-(trifluoromethyl)-1 <i>H</i> -pyrazolo[3,4- <i>d</i>]pyrimidine
92	4-(4-{5-chloro-2-methyl-3-[3-(4-methylpiperazin-1-yl)propyl]phenyl)piperazin-1-yl)-3-(trifluoromethyl)-1 <i>H</i> -pyrazolo[3,4- <i>d</i>]pyrimidine
93	3-bromo-4-[4-(3-chloro-4-fluorophenyl)piperazin-1-yl]-1 <i>H</i> -pyrazolo[3,4- <i>d</i>]pyrimidine
94	1-{4-[4-(3-bromo-1 <i>H</i> -pyrazolo[3,4- <i>d</i>]pyrimidin-4-yl)piperazin-1-yl]phenyl}ethanone
95	3-bromo-4-[4-(2,5-dichlorophenyl)piperazin-1-yl]-1 <i>H</i> -pyrazolo[3,4- <i>d</i>]pyrimidine
96	3-bromo-4-[4-(3,4-dimethylphenyl)piperazin-1-yl]-1 <i>H</i> -pyrazolo[3,4- <i>d</i>]pyrimidine
97	3-bromo-4-[4-(4-nitrophenyl)piperazin-1-yl]-1 <i>H</i> -pyrazolo[3,4- <i>d</i>]pyrimidine
98	3-ethyl-4-(4-phenylpiperazin-1-yl)-1 <i>H</i> -pyrazolo[3,4- <i>d</i>]pyrimidine
99	3-ethyl-4-{4-[3-(methyloxy)phenyl]piperazin-1-yl}-1 <i>H</i> -pyrazolo[3,4- <i>d</i>]pyrimidine

(continued)

Table 2a	
Cmpd No.	Name
100	4-{4-[5-chloro-2-methyl-3-(3-piperidin-1-ylpropyl)phenyl]piperazin-1-yl}-3-(trifluoromethyl)-1 <i>H</i> -pyrazolo[3,4- <i>d</i>]pyrimidine
101	4-[4-(3,6-dimethylpyrazin-2-yl)piperazin-1-yl]-3-ethyl-1 <i>H</i> -pyrazolo[3,4- <i>d</i>]pyrimidine
102	1-[4-(3-ethyl-1 <i>H</i> -pyrazolo[3,4- <i>d</i>]pyrimidin-4-yl)piperazin-1-yl]isoquinoline
103	3-bromo-4-[4-(2,6-dimethylphenyl)piperazin-1-yl]-1 <i>H</i> -pyrazolo[3,4- <i>d</i>]pyrimidine
104	3-bromo-4-[4-[4-(ethyloxy)phenyl]piperazin-1-yl]-1 <i>H</i> -pyrazolo[3,4- <i>d</i>]pyrimidine
105	3-bromo-4-[4-(2-ethylphenyl)piperazin-1-yl]-1 <i>H</i> -pyrazolo[3,4- <i>d</i>]pyrimidine
106	4-[4-[2,4-bis(methyloxy)phenyl]piperazin-1-yl]-3-bromo-1 <i>H</i> -pyrazolo[3,4- <i>d</i>]pyrimidine
107	3-bromo-4-(4-pyrazin-2-ylpiperazin-1-yl)-1 <i>H</i> -pyrazolo[3,4- <i>d</i>]pyrimidine
108	3-bromo-4-(4-pyrimidin-2-ylpiperazin-1-yl)-1 <i>H</i> -pyrazolo[3,4- <i>d</i>]pyrimidine
109	4-[4-(3-bromo-1 <i>H</i> -pyrazolo[3,4- <i>d</i>]pyrimidin-4-yl)piperazin-1-yl]-2-(trifluoromethyl)quinoline
110	3-[4-(3-bromo-1 <i>H</i> -pyrazolo[3,4- <i>d</i>]pyrimidin-4-yl)piperazin-1-yl]pyrazine-2-carbonitrile
111	4-[4-(4,6-dimethylpyrimidin-2-yl)piperazin-1-yl]-3-ethyl-1 <i>H</i> -pyrazolo[3,4- <i>d</i>]pyrimidine
112	ethyl 4-[4-(3-ethyl-1 <i>H</i> -pyrazolo[3,4- <i>d</i>]pyrimidin-4-yl)piperazin-1-yl]-2-(trifluoromethyl)pyrimidine-5-carboxylate
113	4-[4-[3-chloro-5-(methyloxy)phenyl]piperazin-1-yl]-3-ethyl-1 <i>H</i> -pyrazolo[3,4- <i>d</i>]pyrimidine
114	4-[4-(3-bromo-2-chloro-5-fluorophenyl)piperazin-1-yl]-3-ethyl-1 <i>H</i> -pyrazolo[3,4- <i>d</i>]pyrimidine
115	2-[4-(3-ethyl-1 <i>H</i> -pyrazolo[3,4- <i>d</i>]pyrimidin-4-yl)piperazin-1-yl]pyridine-3-carboxamide
116	3-ethyl-4-[4-[4-(trifluoromethyl)pyridin-2-yl]piperazin-1-yl]-1 <i>H</i> -pyrazolo[3,4- <i>d</i>]pyrimidine
117	3-bromo-4-[4-[4-(trifluoromethyl)pyridin-2-yl]piperazin-1-yl]-1 <i>H</i> -pyrazolo[3,4- <i>d</i>]pyrimidine
118	3-bromo-4-[4-[4-(trifluoromethyl)pyrimidin-2-yl]piperazin-1-yl]-1 <i>H</i> -pyrazolo[3,4- <i>d</i>]pyrimidine
119	2-({3-[4-(3-bromo-1 <i>H</i> -pyrazolo[3,4- <i>d</i>]pyrimidin-4-yl)piperazin-1-yl]pyrazin-2-yl}oxy)- <i>N,N</i> -dimethylethanamine
120	4-[4-(3-bromo-1 <i>H</i> -pyrazolo[3,4- <i>d</i>]pyrimidin-4-yl)piperazin-1-yl]-2-methylquinoline
121	3-bromo-4-[4-(2-nitrophenyl)piperazin-1-yl]-1 <i>H</i> -pyrazolo[3,4- <i>d</i>]pyrimidine
122	2-[4-(3-bromo-1 <i>H</i> -pyrazolo[3,4- <i>d</i>]pyrimidin-4-yl)piperazin-1-yl]benzonitrile
123	4-[4-(3-bromo-1 <i>H</i> -pyrazolo[3,4- <i>d</i>]pyrimidin-4-yl)piperazin-1-yl]benzonitrile
124	3-bromo-4-[4-[4-(trifluoromethyl)phenyl]piperazin-1-yl]-1 <i>H</i> -pyrazolo[3,4- <i>d</i>]pyrimidine
125	3-bromo-4-[4-[4-[(phenylmethyl)oxy]phenyl]piperazin-1-yl]-1 <i>H</i> -pyrazolo[3,4- <i>d</i>]pyrimidine
126	4-[4-[5-chloro-2-methyl-3-(methyloxy)phenyl]piperazin-1-yl]-3-ethyl-1 <i>H</i> -pyrazolo[3,4- <i>d</i>]pyrimidine
127	2-[4-(3-bromo-1 <i>H</i> -pyrazolo[3,4- <i>d</i>]pyrimidin-4-yl)piperazin-1-yl]pyridine-3-carbonitrile
128	3-bromo-4-[4-(3,5-dichlorophenyl)piperazin-1-yl]-1 <i>H</i> -pyrazolo[3,4- <i>d</i>]pyrimidine
129	3-[4-(3-bromo-1 <i>H</i> -pyrazolo[3,4- <i>d</i>]pyrimidin-4-yl)piperazin-1-yl]-2-chloro-5-fluoro- <i>N</i> -(2-pyrrolidin-1-ylethyl)aniline
130	2-chloro-3-[4-(3-ethyl-1 <i>H</i> -pyrazolo[3,4- <i>d</i>]pyrimidin-4-yl)piperazin-1-yl]-5-fluoro- <i>N</i> -(2-pyrrolidin-1-ylethyl)aniline
131	3-bromo-4-[4-(2,5-difluorophenyl)piperazin-1-yl]-1 <i>H</i> -pyrazolo[3,4- <i>d</i>]pyrimidine
132	4-[4-(2,5-difluorophenyl)piperazin-1-yl]-3-ethyl-1 <i>H</i> -pyrazolo[3,4- <i>d</i>]pyrimidine

(continued)

Table 2a	
Cmpd No.	Name
133	3-bromo-4-{4-[3-(methyloxy)pyrazin-2-yl]piperazin-1-yl}-1 <i>H</i> -pyrazolo[3,4- <i>d</i>]pyrimidine
134	3-bromo-4-[4-(3-chlorophenyl)piperazin-1-yl]-1 <i>H</i> -pyrazolo[3,4- <i>d</i>]pyrimidine
135	3-bromo-4-{4-[3-(trifluoromethyl)pyridin-2-yl]piperazin-1-yl}-1 <i>H</i> -pyrazolo[3,4- <i>d</i>]pyrimidine
136	3-bromo-4-{4-[3-chloro-5-(trifluoromethyl)pyridin-2-yl]piperazin-1-yl}-1 <i>H</i> -pyrazolo[3,4- <i>d</i>]pyrimidine
137	4-{4-[5-chloro-2-methyl-3-[(2-pyrrolidin-1-ylethyl)oxy]phenyl]piperazin-1-yl}-3-(1-methylethyl)-1 <i>H</i> -pyrazolo[3,4- <i>d</i>]pyrimidine
138	5-chloro-2-methyl-3-{4-[3-(1-methylethyl)-1 <i>H</i> -pyrazolo[3,4- <i>d</i>]pyrimidin-4-yl]piperazin-1-yl}- <i>N</i> -(2-pyrrolidin-1-ylethyl)aniline
139	2-[(3-{4-(3-bromo-1 <i>H</i> -pyrazolo[3,4- <i>d</i>]pyrimidin-4-yl)piperazin-1-yl}phenyl)oxy]- <i>N</i> -ethylacetamide
140	2-[4-(3-bromo-1 <i>H</i> -pyrazolo[3,4- <i>d</i>]pyrimidin-4-yl)piperazin-1-yl]- <i>N,N</i> -diethylpyrimidin-4-amine
141	3-bromo-4-[4-(3-[(3-methylphenyl)methyl]oxy)phenyl]piperazin-1-yl]-1 <i>H</i> -pyrazolo[3,4- <i>d</i>]pyrimidine
142	3-bromo-4-{4-[3-[(2-pipendin-1-ylethyl)oxy]phenyl]piperazin-1-yl}-1 <i>H</i> -pyrazolo[3,4- <i>d</i>]pyrimidine
143	3-bromo-4-[4-(4-furan-2-ylpyrimidin-2-yl)piperazin-1-yl]-1 <i>H</i> -pyrazolo[3,4- <i>d</i>]pyrimidine
144	6-{2-[4-(3-bromo-1 <i>H</i> -pyrazolo[3,4- <i>d</i>]pyrimidin-4-yl)piperazin-1-yl]pyrimidin-4-yl}-2 <i>H</i> -1,4-benzoxazin-3(4 <i>H</i>)-one
145	3-ethyl-4-{4-[2-methyl-3-(methyloxy)phenyl]piperazin-1-yl}-1 <i>H</i> -pyrazolo[3,4- <i>d</i>]pyrimidine
146	<i>N'</i> -{5-chloro-3-[4-(3-ethyl-1 <i>H</i> -pyrazolo[3,4- <i>d</i>]pyrimidin-4-yl)piperazin-1-yl]-2-methylphenyl}- <i>N</i> -methyl- <i>N</i> -(1-methylethyl)ethane-1,2-diamine
147	<i>N'</i> -{5-chloro-3-[4-(3-ethyl-1 <i>H</i> -pyrazolo[3,4- <i>d</i>]pyrimidin-4-yl)piperazin-1-yl]-2-methylphenyl}- <i>N</i> -ethyl- <i>N</i> -methylethane-1,2-diamine
148	<i>N'</i> -{3-[4-(3-bromo-1 <i>H</i> -pyrazolo[3,4- <i>d</i>]pyrimidin-4-yl)piperazin-1-yl]-5-chloro-2-methylphenyl}- <i>N,N</i> -dimethylethane-1,2-diamine
149	3-[(6-[4-(3-bromo-1 <i>H</i> -pyrazolo[3,4- <i>d</i>]pyrimidin-4-yl)piperazin-1-yl]-2-chloro-5-methylpyrimidin-4-yl)oxy]- <i>N,N</i> -diethylpropan-1-amine
150	3-bromo-4-[4-(2,3-dichlorophenyl)piperazin-1-yl]-1 <i>H</i> -pyrazolo[3,4- <i>d</i>]pyrimidine
151	3-bromo-4-[4-[2-(trifluoromethyl)phenyl]piperazin-1-yl]-1 <i>H</i> -pyrazolo[3,4- <i>d</i>]pyrimidine
152	3-bromo-4-(4-phenylpiperazin-1-yl)-1 <i>H</i> -pyrazolo[3,4- <i>d</i>]pyrimidine
153	3-bromo-4-[4-(4-fluorophenyl)piperazin-1-yl]-1 <i>H</i> -pyrazolo[3,4- <i>d</i>]pyrimidine
154	3-bromo-4-[4-(4-chlorophenyl)piperazin-1-yl]-1 <i>H</i> -pyrazolo[3,4- <i>d</i>]pyrimidine
155	3-bromo-4-{4-[3-(trifluoromethyl)phenyl]piperazin-1-yl}-1 <i>H</i> -pyrazolo[3,4- <i>d</i>]pyrimidine
156	4-[4-(5-chloro-2-methylphenyl)piperazin-1-yl]-1 <i>H</i> -pyrazolo[3,4- <i>d</i>]pyrimidin-6-amine
157	3-bromo-4-[4-(4-bromophenyl)piperazin-1-yl]-1 <i>H</i> -pyrazolo[3,4- <i>d</i>]pyrimidine
158	3-bromo-4-[3-methyl-4-(3-methylphenyl)piperazin-1-yl]-1 <i>H</i> -pyrazolo[3,4- <i>d</i>]pyrimidine
159	4-[4-(3-bromo-5-chloro-2-methylphenyl)piperazin-1-yl]-1 <i>H</i> -pyrazolo[3,4- <i>d</i>]pyrimidin-6-amine
160	4-{4-[5-chloro-2-methyl-3-[(2-pyrrolidin-1-ylethyl)oxy]phenyl]piperazin-1-yl}-3-cyclopropyl-1 <i>H</i> -pyrazolo[3,4- <i>d</i>]pyrimidine
161	5-chloro-3-[4-(3-cyclopropyl-1 <i>H</i> -pyrazolo[3,4- <i>d</i>]pyrimidin-4-yl)piperazin-1-yl]-2-methyl- <i>N</i> -(2-pyrrolidin-1-ylethyl)aniline
162	5-chloro-2-methyl-3-{4-[3-(2-methylpropyl)-1 <i>H</i> -pyrazolo[3,4- <i>d</i>]pyrimidin-4-yl]piperazin-1-yl}- <i>N</i> -(2-pyrrolidin-1-ylethyl)aniline

(continued)

Table 2a	
Cmpd No.	Name
163	4-(4-{5-chloro-2-methyl-3-[(2-pyrrolidin-1-ylethyl)oxy]phenyl}piperazin-1-yl)-3-(2-methylpropyl)-1H-pyrazolo[3,4-d]pyrimidine
164	3-bromo-4-[(3S)-4-(5-chloro-2-methylphenyl)-3-methylpiperazin-1-yl]-1H-pyrazolo[3,4-d]pyrimidine
165	5-bromo-3-[4-(3-ethyl-1H-pyrazolo[3,4-d]pyrimidin-4-yl)piperazin-1-yl]-2-methylaniline
166	2-({3-[4-(3-bromo-1H-pyrazolo[3,4-d]pyrimidin-4-yl)piperazin-1-yl]phenyl}oxy)-N-cyclopropylacetamide
167	3-bromo-4-(4-{3-[(2-piperidin-1-ylethyl)oxy]pyrazin-2-yl}piperazin-1-yl)-1H-pyrazolo[3,4-d]pyrimidine
168	4-[4-(3-ethyl-1H-pyrazolo[3,4-d]pyrimidin-4-yl)piperazin-1-yl]-6,7-bis(methyloxy)quinazoline
169	2-({3-chloro-5-[4-(3-ethyl-1H-pyrazolo[3,4-d]pyrimidin-4-yl)piperazin-1-yl]phenyl}oxy)-N,N-diethylethanamine
170	4-[4-[2-chloro-5-(trifluoromethyl)phenyl]piperazin-1-yl]-3-ethyl-1H-pyrazolo[3,4-d]pyrimidine
171	3-[4-(3-ethyl-1H-pyrazolo[3,4-d]pyrimidin-4-yl)piperazin-1-yl]-2-methyl-5-[(2-methylpropyl)oxy]-N-(2-pyrrolidin-1-ylethyl)aniline
172	3-({4-[4-(3-bromo-1H-pyrazolo[3,4-d]pyrimidin-4-yl)piperazin-1-yl]-6-chloro-5-methylpyrimidin-2-yl}oxy)-N,N-diethylpropan-1-amine
173	3-[4-(3-ethyl-1H-pyrazolo[3,4-d]pyrimidin-4-yl)piperazin-1-yl]-2-methyl-5-[(phenylmethyl)oxy]-N-(2-pyrrolidin-1-ylethyl)aniline
174	3-bromo-4-[(3R)-4-(5-chloro-2-methylphenyl)-3-methylpiperazin-1-yl]-1H-pyrazolo[3,4-d]pyrimidine
175	3-[(2S)-4-(3-bromo-1H-pyrazolo[3,4-d]pyrimidin-4-yl)-2-methylpiperazin-1-yl]-4-methyl-N-phenylbenzamide
176	3-[(2S)-4-(3-bromo-1H-pyrazolo[3,4-d]pyrimidin-4-yl)-2-methylpiperazin-1-yl]-4-methyl-N-(phenylmethyl)benzamide
177	methyl 3-[4-(3-bromo-1H-pyrazolo[3,4-d]pyrimidin-4-yl)piperazin-1-yl]-4-methylbenzoate
178	3-[4-(3-bromo-1H-pyrazolo[3,4-d]pyrimidin-4-yl)piperazin-1-yl]-4-methylbenzoic acid
179	(2E)-3-(4-{4-[5-chloro-2-methyl-3-(3-pyrrolidin-1-ylpropyl)phenyl]piperazin-1-yl}-1H-pyrazolo[3,4-d]pyrimidin-3-yl)prop-2-enoic acid
180	3-(4-{4-[5-chloro-2-methyl-3-(3-pyrrolidin-1-ylpropyl)phenyl]piperazin-1-yl}-1H-pyrazolo[3,4-d]pyrimidin-3-yl)prop-2-yn-1-ol
181	4-(3-bromo-1H-pyrazolo[3,4-d]pyrimidin-4-yl)-1-(5-chloro-2-methylphenyl)piperazin-2-one
182	3-[4-(3-bromo-1H-pyrazolo[3,4-d]pyrimidin-4-yl)piperazin-1-yl]-2-methyl-5-[(2-methylpropyl)oxy]-N-(2-pyrrolidin-1-ylethyl)aniline
183	N'-{3-[4-(3-bromo-1H-pyrazolo[3,4-d]pyrimidin-4-yl)piperazin-1-yl]-2-methyl-5-[(2-methylpropyl)oxy]phenyl}-N,N-diethylethane-1,2-diamine
184	methyl 3-bromo-5-[4-(3-bromo-1H-pyrazolo[3,4-d]pyrimidin-4-yl)piperazin-1-yl]-4-methylbenzoate
185	3-[4-(3-bromo-1H-pyrazolo[3,4-d]pyrimidin-4-yl)piperazin-1-yl]-4-methyl-N-phenylbenzamide
186	3-[4-(3-bromo-1H-pyrazolo[3,4-d]pyrimidin-4-yl)piperazin-1-yl]-N,4-dimethylbenzamide
187	2-({3-[4-(3-bromo-1H-pyrazolo[3,4-d]pyrimidin-4-yl)piperazin-1-yl]phenyl}oxy)-N,N-diethylethanamine
188	methyl 3-[4-(3-bromo-1H-pyrazolo[3,4-d]pyrimidin-4-yl)piperazin-1-yl]-4-methyl-5-[(2-pyrrolidin-1-ylethyl)amino]benzoate
189	3-bromo-5-[4-(3-bromo-1H-pyrazolo[3,4-d]pyrimidin-4-yl)piperazin-1-yl]-4-methyl-N-phenylbenzamide

(continued)

Table 2a	
Cmpd No.	Name
190	3-bromo-5-[4-(3-ethyl-1 <i>H</i> -pyrazolo[3,4- <i>d</i>]pyrimidin-4-yl)piperazin-1-yl]-4-methyl- <i>N</i> -phenylbenzamide
191	<i>N'</i> -{3-[4-(3-bromo-1 <i>H</i> -pyrazolo[3,4- <i>d</i>]pyrimidin-4-yl)piperazin-1-yl]-5-chloro-2-methylphenyl}- <i>N</i> -methyl- <i>N</i> -(1-methylethyl)ethane-1,2-diamine
192	3-[4-(3-bromo-1 <i>H</i> -pyrazolo[3,4- <i>d</i>]pyrimidin-4-yl)piperazin-1-yl]-4-methyl- <i>N</i> -phenyl-5-[(2-pyrrolidin-1-ylethyl)amino]benzamide
193	<i>N'</i> -{3-[4-(3-bromo-1 <i>H</i> -pyrazolo[3,4- <i>d</i>]pyrimidin-4-yl)piperazin-1-yl]-2-methyl-5-[(2-methylpropyl)oxy]phenyl}- <i>N,N</i> -dimethylethane-1,2-diamine
194	3-[4-(3-bromo-1 <i>H</i> -pyrazolo[3,4- <i>d</i>]pyrimidin-4-yl)piperazin-1-yl]- <i>N,N</i> ,4-trimethylbenzamide
195	3-[4-(3-chloro-1 <i>H</i> -pyrazolo[3,4- <i>d</i>]pyrimidin-4-yl)piperazin-1-yl]-4-methyl- <i>N</i> -(2-methylpropyl)benzamide
196	3-[4-(3-bromo-1 <i>H</i> -pyrazolo[3,4- <i>d</i>]pyrimidin-4-yl)piperazin-1-yl]- <i>N,N</i> ,4-trimethyl-5-[(2-pyrrolidin-1-ylethyl)amino]benzamide
197	3-[4-(3-bromo-1 <i>H</i> -pyrazolo[3,4- <i>d</i>]pyrimidin-4-yl)-2-oxopiperazin-1-yl]-4-methyl- <i>N</i> -phenylbenzamide
198	3-[(2 <i>R</i>)-4-(3-bromo-1 <i>H</i> -pyrazolo[3,4- <i>d</i>]pyrimidin-4-yl)-2-(hydroxymethyl)piperazin-1-yl]-4-methyl- <i>N</i> -phenylbenzamide
199	3-[4-(3-bromo-1 <i>H</i> -pyrazolo[3,4- <i>d</i>]pyrimidin-4-yl)piperazin-1-yl]-2-methyl-5-(pyrrolidin-1-ylcarbonyl)- <i>N</i> -(2-pyrrolidin-1-ylethyl)aniline
200	3-[4-(3-bromo-1 <i>H</i> -pyrazolo[3,4- <i>d</i>]pyrimidin-4-yl)piperazin-1-yl]- <i>N</i> ,4-dimethyl-5-[(2-pyrrolidin-1-ylethyl)amino]benzamide
201	3-[4-(3-bromo-1 <i>H</i> -pyrazolo[3,4- <i>d</i>]pyrimidin-4-yl)piperazin-1-yl]- <i>N</i> -(4-chlorophenyl)-4-methyl-5-[(2-pyrrolidin-1-ylethyl)amino]benzamide
202	3-[4-(3-bromo-1 <i>H</i> -pyrazolo[3,4- <i>d</i>]pyrimidin-4-yl)piperazin-1-yl]- <i>N</i> -(2-chlorophenyl)-4-methyl-5-[(2-pyrrolidin-1-ylethyl)amino]benzamide
203	3-[4-(3-bromo-1 <i>H</i> -pyrazolo[3,4- <i>d</i>]pyrimidin-4-yl)piperazin-1-yl]-5-[(cyclopropylmethyl)oxy]-2-methyl- <i>N</i> -(2-pyrrolidin-1-ylethyl)aniline
204	3-[4-(3-bromo-1 <i>H</i> -pyrazolo[3,4- <i>d</i>]pyrimidin-4-yl)piperazin-1-yl]-2-methyl-5-[(3-methylbutyl)oxy]- <i>N</i> -(2-pyrrolidin-1-ylethyl)aniline
205	3-[4-(3-bromo-1 <i>H</i> -pyrazolo[3,4- <i>d</i>]pyrimidin-4-yl)piperazin-1-yl]-5-[(2-ethylbutyl)oxy]-2-methyl- <i>N</i> -(2-pyrrolidin-1-ylethyl)aniline
206	3-[4-(3-bromo-1 <i>H</i> -pyrazolo[3,4- <i>d</i>]pyrimidin-4-yl)piperazin-1-yl]-5-(butyloxy)-2-methyl- <i>N</i> -(2-pyrrolidin-1-ylethyl)aniline
207	3-[4-(3-bromo-1 <i>H</i> -pyrazolo[3,4- <i>d</i>]pyrimidin-4-yl)piperazin-1-yl]-4-methyl- <i>N</i> -(1-methylethyl)-5-[(2-pyrrolidin-1-ylethyl)amino]benzamide
208	3-[4-(3-bromo-1 <i>H</i> -pyrazolo[3,4- <i>d</i>]pyrimidin-4-yl)piperazin-1-yl]- <i>N</i> ,4-dimethyl- <i>N</i> -(1-methylethyl)-5-[(2-pyrrolidin-1-ylethyl)amino]benzamide
209	3-[4-(3-bromo-1 <i>H</i> -pyrazolo[3,4- <i>d</i>]pyrimidin-4-yl)piperazin-1-yl]-5-[(cyclobutylmethyl)oxy]-2-methyl- <i>N</i> -(2-pyrrolidin-1-ylethyl)aniline
210	3-[4-(3-bromo-1 <i>H</i> -pyrazolo[3,4- <i>d</i>]pyrimidin-4-yl)piperazin-1-yl]-5-(ethyloxy)-2-methyl- <i>N</i> -(2-pyrrolidin-1-ylethyl)aniline
211	3-[4-(3-bromo-1 <i>H</i> -pyrazolo[3,4- <i>d</i>]pyrimidin-4-yl)piperazin-1-yl]- <i>N</i> -[2-(dimethylamino)ethyl]-4-methylbenzamide
212	3-[4-(3-bromo-1 <i>H</i> -pyrazolo[3,4- <i>d</i>]pyrimidin-4-yl)piperazin-1-yl]- <i>N</i> -(1,1-dimethylethyl)-4-methyl-5-[(2-pyrrolidin-1-ylethyl)amino]benzamide

(continued)

Table 2a	
Cmpd No.	Name
213	3-[4-(3-bromo-1 <i>H</i> -pyrazolo[3,4- <i>d</i>]pyrimidin-4-yl)piperazin-1-yl]-4-methyl- <i>N</i> -pyridin-3-yl-5-[(2-pyrrolidin-1-ylethyl)amino]benzamide
214	3-[4-(3-bromo-1 <i>H</i> -pyrazolo[3,4- <i>d</i>]pyrimidin-4-yl)piperazin-1-yl]-5-[(2-fluoro-2-methylpropyl)oxy]-2-methyl- <i>N</i> -(2-pyrrolidin-1-ylethyl)aniline
215	3-[4-(3-bromo-1 <i>H</i> -pyrazolo[3,4- <i>d</i>]pyrimidin-4-yl)piperazin-1-yl]-5-[(cyclohexylmethyl)oxy]-2-methyl- <i>N</i> -(2-pyrrolidin-1-ylethyl)aniline
216	3-[4-(3-bromo-1 <i>H</i> -pyrazolo[3,4- <i>d</i>]pyrimidin-4-yl)piperazin-1-yl]-5-[(cyclopentylmethyl)oxy]-2-methyl- <i>N</i> -(2-pyrrolidin-1-ylethyl)aniline
217	3-[4-(3-bromo-1 <i>H</i> -pyrazolo[3,4- <i>d</i>]pyrimidin-4-yl)piperazin-1-yl]- <i>N</i> -ethyl-4-methyl-5-[(2-pyrrolidin-1-ylethyl)amino]benzamide
218	3-[4-(3-bromo-1 <i>H</i> -pyrazolo[3,4- <i>d</i>]pyrimidin-4-yl)piperazin-1-yl]-2-methyl-5-[(1-methylethyl)oxyl]- <i>N</i> -(2-pyrrolidin-1-ylethyl)aniline
219	3-[4-(3-bromo-1 <i>H</i> -pyrazolo[3,4- <i>d</i>]pyrimidin-4-yl)piperazin-1-yl]-5-[(2,2-dimethylpropyl)oxy]-2-methyl- <i>N</i> -(2-pyrrolidin-1-ylethyl)aniline
220	3-[4-(3-bromo-1 <i>H</i> -pyrazolo[3,4- <i>d</i>]pyrimidin-4-yl)piperazin-1-yl]-2-methyl- <i>N</i> -(2-pyrrolidin-1-ylethyl)-5-[(tetrahydrofuran-2-ylmethyl)oxy]aniline
221	3-[4-(3-bromo-1 <i>H</i> -pyrazolo[3,4- <i>d</i>]pyrimidin-4-yl)piperazin-1-yl]-2-methyl-5-[(2-(methyloxy)ethyl)oxy]- <i>N</i> -(2-pyrrolidin-1-ylethyl)aniline
222	3-[4-(3-bromo-1 <i>H</i> -pyrazolo[3,4- <i>d</i>]pyrimidin-4-yl)piperazin-1-yl]-2-methyl-5-(propyloxy)- <i>N</i> -(2-pyrrolidin-1-ylethyl)aniline
223	3-[4-(3-bromo-1 <i>H</i> -pyrazolo[3,4- <i>d</i>]pyrimidin-4-yl)piperazin-1-yl]-5-[[2-(dimethylamino)ethyl]amino]-4-methyl- <i>N</i> -phenylbenzamide
224	<i>N'</i> -{3-[4-(3-bromo-1 <i>H</i> -pyrazolo[3,4- <i>d</i>]pyrimidin-4-yl)piperazin-1-yl]-5-[(2-fluoro-2-methylpropyl)oxy]-2-methylphenyl}- <i>N,N</i> -dimethylethane-1,2-diamine
225	3-[4-(3-bromo-1 <i>H</i> -pyrazolo[3,4- <i>d</i>]pyrimidin-4-yl)piperazin-1-yl]-5-[[2-(dimethylamino)ethyl]amino]-4-methyl- <i>N</i> -(1-methylethyl)benzamide
226	1-{3-[4-(3-bromo-1 <i>H</i> -pyrazolo[3,4- <i>d</i>]pyrimidin-4-yl)piperazin-1-yl]-4-methyl-5-[(2-pyrrolidin-1-ylethyl)amino]phenyl}pentan-1-one
227	<i>N'</i> -(3-[4-(3-bromo-1 <i>H</i> -pyrazolo[3,4- <i>d</i>]pyrimidin-4-yl)piperazin-1-yl]-5-[[2,3-difluoro-2-(fluoromethyl)propyl]oxy]-2-methylphenyl)- <i>N,N</i> -dimethylethane-1,2-diamine
228	3-[4-(3-bromo-1 <i>H</i> -pyrazolo[3,4- <i>d</i>]pyrimidin-4-yl)piperazin-1-yl]-5-[[2,3-difluoro-2-(fluoromethyl)propyl]oxy]-2-methyl- <i>N</i> -(2-pyrrolidin-1-ylethyl)aniline
229	5-[4-(3-bromo-1 <i>H</i> -pyrazolo[3,4- <i>d</i>]pyrimidin-4-yl)piperazin-1-yl]-4-methyl- <i>N</i> -(2-pyrrolidin-1-ylethyl)biphenyl-3-amine
230	1-(3-{5-[4-(3-bromo-1 <i>H</i> -pyrazolo[3,4- <i>d</i>]pyrimidin-4-yl)piperazin-1-yl]-4-methylbiphenyl-3-yl}propyl)pyridinium
231	3-[4-(3-bromo-1 <i>H</i> -pyrazolo[3,4- <i>d</i>]pyrimidin-4-yl)piperazin-1-yl]-2-methyl- <i>N</i> -(2-pyrrolidin-1-ylethyl)-5-(1,3-thiazol-2-yl)aniline
232	3-[4-(3-bromo-1 <i>H</i> -pyrazolo[3,4- <i>d</i>]pyrimidin-4-yl)piperazin-1-yl]-4-methyl-5-[(2-pyrrolidin-1-ylethyl)amino]benzoic acid
233	3-[4-(3-bromo-1 <i>H</i> -pyrazolo[3,4- <i>d</i>]pyrimidin-4-yl)piperazin-1-yl]-2-methyl-5-(phenylethynyl)- <i>N</i> -(2-pyrrolidin-1-ylethyl)aniline

(continued)

Table 2a	
Cmpd No.	Name
234	{3-[4-(3-bromo-1 <i>H</i> -pyrazolo[3,4- <i>d</i>]pyrimidin-4-yl)piperazin-1-yl]-4-methyl-5-[(2-pyrrolidin-1-ylethyl)amino]phenyl}(phenyl)methanone
235	3-[4-(3-bromo-1 <i>H</i> -pyrazolo[3,4- <i>d</i>]pyrimidin-4-yl)piperazin-1-yl]-5-ethynyl-2-methyl- <i>N</i> -(2-pyrrolidin-1-ylethyl)aniline
236	3-[4-(3-bromo-1 <i>H</i> -pyrazolo[3,4- <i>d</i>]pyrimidin-4-yl)piperazin-1-yl]-5-(3,3-dimethylbut-1-yn-1-yl)-2-methyl- <i>N</i> -(2-pyrrolidin-1-ylethyl)aniline
237	3-bromo-4-{4-[5-{[2,3-difluoro-2-(fluoromethyl)propyl]oxy}-2-methyl-3-(3-pyrrolidin-1-ylpropyl)phenyl]piperazin-1-yl}-1 <i>H</i> -pyrazolo[3,4- <i>d</i>]pyrimidine
238	3-bromo-4-{4-[2-methyl-5-[(2-methylpropyl)oxy]-3-(3-pyrrolidin-1-ylpropyl)phenyl]piperazin-1-yl}-1 <i>H</i> -pyrazolo[3,4- <i>d</i>]pyrimidine
239	3-[4-(3-bromo-1 <i>H</i> -pyrazolo[3,4- <i>d</i>]pyrimidin-4-yl)piperazin-1-yl]-2-methyl-5-(3-phenyl-1,2,4-oxadiazol-5-yl)- <i>N</i> -(2-pyrrolidin-1-ylethyl)aniline
240	3-[4-(3-bromo-1 <i>H</i> -pyrazolo[3,4- <i>d</i>]pyrimidin-4-yl)piperazin-1-yl]-2-methyl-5-(3-methyl-1,2,4-oxadiazol-5-yl)- <i>N</i> -(2-pyrrolidin-1-ylethyl)aniline
241	1-{3-[4-(3-bromo-1 <i>H</i> -pyrazolo[3,4- <i>d</i>]pyrimidin-4-yl)piperazin-1-yl]-4-methyl-5-[(2-pyrrolidin-1-ylethyl)amino]phenyl}propan-1-one
242	3-[4-(3-bromo-1 <i>H</i> -pyrazolo[3,4- <i>d</i>]pyrimidin-4-yl)piperazin-1-yl]-5-(3,3-dimethylbutyl)-2-methyl- <i>N</i> -(2-pyrrolidin-1-ylethyl)aniline
243	3-[4-(3-bromo-1 <i>H</i> -pyrazolo[3,4- <i>d</i>]pyrimidin-4-yl)piperazin-1-yl]-5-ethyl-2-methyl- <i>N</i> -(2-pyrrolidin-1-ylethyl)aniline
244	3-[4-(3-bromo-1 <i>H</i> -pyrazolo[3,4- <i>d</i>]pyrimidin-4-yl)piperazin-1-yl]-2-methyl- <i>N</i> -(2-pyrrolidin-1-ylethyl)-5-[2-(trimethylsilyl)ethyl]aniline
245	3-[4-(3-bromo-1 <i>H</i> -pyrazolo[3,4- <i>d</i>]pyrimidin-4-yl)piperazin-1-yl]-2-methyl-5-(2-phenylethyl)- <i>N</i> -(2-pyrrolidin-1-ylethyl)aniline
246	1-{3-[4-(3-bromo-1 <i>H</i> -pyrazolo[3,4- <i>d</i>]pyrimidin-4-yl)piperazin-1-yl]-4-methyl-5-[(2-pyrrolidin-1-ylethyl)amino]phenyl}butan-1-one
247	3-[4-(3-bromo-1 <i>H</i> -pyrazolo[3,4- <i>d</i>]pyrimidin-4-yl)piperazin-1-yl]- <i>N</i> ,4-dimethyl- <i>N</i> -(methyloxy)-5-[(2-pyrrolidin-1-ylethyl)amino]benzamide
248	3-bromo-4-[4-(3-bromo-5-{[2,3-difluoro-2-(fluoromethyl)propyl]oxy}-2-methylphenyl)piperazin-1-yl]-1 <i>H</i> -pyrazolo[3,4- <i>d</i>]pyrimidine
249	4-[4-(3-bromo-5-{[2,3-difluoro-2-(fluoromethyl)propyl]oxy}-2-methylphenyl)piperazin-1-yl]-3-ethyl-1 <i>H</i> -pyrazolo[3,4- <i>d</i>]pyrimidine
250	1-{3-[4-(3-bromo-1 <i>H</i> -pyrazolo[3,4- <i>d</i>]pyrimidin-4-yl)piperazin-1-yl]-4-methyl-5-[(2-pyrrolidin-1-ylethyl)amino]phenyl}ethanone
251	3-[4-(3-bromo-1 <i>H</i> -pyrazolo[3,4- <i>d</i>]pyrimidin-4-yl)piperazin-1-yl]-5-[(difluoromethyl)oxy]-2-methyl- <i>N</i> -(2-pyrrolidin-1-ylethyl)aniline
252	3-[4-(3-bromo-1 <i>H</i> -pyrazolo[3,4- <i>d</i>]pyrimidin-4-yl)piperazin-1-yl]-5-[[difluoromethyl]oxy]methyl]-2-methyl- <i>N</i> -(2-pyrrolidin-1-ylethyl)aniline
253	3-[4-(3-bromo-1 <i>H</i> -pyrazolo[3,4- <i>d</i>]pyrimidin-4-yl)piperazin-1-yl]-2-methyl-5-(methyloxy)- <i>N</i> -(2-pyrrolidin-1-ylethyl)aniline
254	5-{[2,3-difluoro-2-(fluoromethyl)propyl]oxy}-3-[4-(3-ethyl-1 <i>H</i> -pyrazolo[3,4- <i>d</i>]pyrimidin-4-yl)piperazin-1-yl]-2-methyl- <i>N</i> -(2-pyrrolidin-1-ylethyl)aniline

(continued)

Table 2a	
Cmpd No.	Name
255	2-[4-(3-bromo-1 <i>H</i> -pyrazolo[3,4- <i>d</i>]pyrimidin-4-yl)piperazin-1-yl]-3,5,6-trifluoro- <i>N</i> -(3-methylbutyl)pyridin-4-amine
256	3-[4-(3-bromo-1 <i>H</i> -pyrazolo[3,4- <i>d</i>]pyrimidin-4-yl)piperazin-1-yl]- <i>N</i> -[(cyclopropylmethyl)oxy]-4-methyl-5-[(2-pyrrolidin-1-ylethyl)amino]benzamide
257	3-[4-(3-bromo-1 <i>H</i> -pyrazolo[3,4- <i>d</i>]pyrimidin-4-yl)piperazin-1-yl]-2-methyl-5-(5-methyl-1,2,4-oxadiazol-3-yl)- <i>N</i> -(2-pyrrolidin-1-ylethyl)aniline
258	3-[4-(3-bromo-1 <i>H</i> -pyrazolo[3,4- <i>d</i>]pyrimidin-4-yl)piperazin-1-yl]-5-(ethylsulfonyl)-2-methyl- <i>N</i> -(2-pyrrolidin-1-ylethyl)aniline
259	3-[4-(3-bromo-1 <i>H</i> -pyrazolo[3,4- <i>d</i>]pyrimidin-4-yl)piperazin-1-yl]-2-methyl-5-(methylsulfonyl)- <i>N</i> -(2-pyrrolidin-1-ylethyl)aniline
260	1-{3-[4-(3-ethyl-1 <i>H</i> -pyrazolo[3,4- <i>d</i>]pyrimidin-4-yl)piperazin-1-yl]-4-methyl-5-[(2-pyrrolidin-1-ylethyl)amino]phenyl}pentan-1-one
261	3-bromo-4-{4-(5-{[2,3-difluoro-2-(fluoromethyl)propyl]oxy}-2-methylphenyl)piperazin-1-yl}-1 <i>H</i> -pyrazolo[3,4- <i>d</i>]pyrimidine
262	6-[4-(3-bromo-1 <i>H</i> -pyrazolo[3,4- <i>d</i>]pyrimidin-4-yl)piperazin-1-yl]-3,5-difluoro- <i>N</i> -4-(3-methylbutyl)- <i>N</i> -2-[(2-pyrrolidin-1-ylethyl)pyridine-2,4-diamine
263	3-bromo-5-[4-(3-bromo-1 <i>H</i> -pyrazolo[3,4- <i>d</i>]pyrimidin-4-yl)piperazin-1-yl]- <i>N</i> -(2-pyrrolidin-1-ylethyl)aniline
264	3-bromo-4-[4-(3',4',6-trifluoro-4-methylbiphenyl-3-yl)piperazin-1-yl]-1 <i>H</i> -pyrazolo[3,4- <i>d</i>]pyrimidine
265	3-[4-(3-bromo-1 <i>H</i> -pyrazolo[3,4- <i>d</i>]pyrimidin-4-yl)piperazin-1-yl]-5-chloro- <i>N</i> -(2-pyrrolidin-1-ylethyl)aniline
266	{3-[4-(3-bromo-1 <i>H</i> -pyrazolo[3,4- <i>d</i>]pyrimidin-4-yl)piperazin-1-yl]-4-methyl-5-[(2-pyrrolidin-1-ylethyl)amino]phenyl}methanol
267	3-bromo-4-{4-[4-methyl-2'-[(2-pyrrolidin-1-ylethyl)oxy]biphenyl-3-yl]piperazin-1-yl}-1 <i>H</i> -pyrazolo[3,4- <i>d</i>]pyrimidine
268	3-[4-(3-bromo-1 <i>H</i> -pyrazolo[3,4- <i>d</i>]pyrimidin-4-yl)piperazin-1-yl]-5-[[2,2-difluorocyclopropyl)methyl]oxy]-2-methyl- <i>N</i> -(2-pyrrolidin-1-ylethyl)aniline
269	5-bromo-3-[4-(3-bromo-1 <i>H</i> -pyrazolo[3,4- <i>d</i>]pyrimidin-4-yl)piperazin-1-yl]-2-methyl- <i>N</i> -(2-pyrrolidin-1-ylethyl)aniline
270	3-[4-(3-bromo-1 <i>H</i> -pyrazolo[3,4- <i>d</i>]pyrimidin-4-yl)piperazin-1-yl]-5-[(ethyloxy)methyl]-2-methyl- <i>N</i> -(2-pyrrolidin-1-ylethyl)aniline
271	3-[4-[4-(3-bromo-1 <i>H</i> -pyrazolo[3,4- <i>d</i>]pyrimidin-4-yl)piperazin-1-yl]-1-methyl-6-(trifluoromethyl)-1 <i>H</i> -benzimidazol-2-yl]propan-1-ol
272	1-{3-[4-(3-bromo-1 <i>H</i> -pyrazolo[3,4- <i>d</i>]pyrimidin-4-yl)piperazin-1-yl]-4-methyl-5-[(2-pyrrolidin-1-ylethyl)amino]phenyl}-4,4,4-trifluorobutan-1-one
273	{3-[4-(3-bromo-1 <i>H</i> -pyrazolo[3,4- <i>d</i>]pyrimidin-4-yl)piperazin-1-yl]-4-methyl-5-[(2-pyrrolidin-1-ylethyl)amino]phenyl}(cyclopropyl)methanone
274	3-({3'-[4-(3-bromo-1 <i>H</i> -pyrazolo[3,4- <i>d</i>]pyrimidin-4-yl)piperazin-1-yl]-4'-methylbiphenyl-2-yl}oxy)- <i>N,N</i> -dimethylpropan-1-amine
275	3-[4-(3-bromo-1 <i>H</i> -pyrazolo[3,4- <i>d</i>]pyrimidin-4-yl)piperazin-1-yl]-5-(1,1-difluorobutyl)-2-methyl- <i>N</i> -(2-pyrrolidin-1-ylethyl)aniline
276	3-bromo-4-{4-[4-methyl-2'-[(3-morpholin-4-ylpropyl)oxy]biphenyl-3-yl]piperazin-1-yl}-1 <i>H</i> -pyrazolo[3,4- <i>d</i>]pyrimidine

(continued)

Table 2a	
Cmpd No.	Name
277	3-bromo-4-(4-(4-methyl-2'-[(2-morpholin-4-ylethyl)oxy]biphenyl-3-yl)piperazin-1-yl)-1 <i>H</i> -pyrazolo[3,4-d]pyrimidine
278	3-[4-(3-bromo-1 <i>H</i> -pyrazolo[3,4-d]pyrimidin-4-yl)piperazin-1-yl]-2-methyl- <i>N</i> -(2-pyrrolidin-1-ylethyl)-5-[(2,2,2-trifluoroethyl)oxy]methyl]aniline
279	1-[2-({3'-[4-(3-bromo-1 <i>H</i> -pyrazolo[3,4-d]pyrimidin-4-yl)piperazin-1-yl]-4'-methylbiphenyl-2-yl}oxy)ethyl]pyrrolidine-2,5-dione
280	3-bromo-4-(4-{3'-fluoro-4-methyl-2'-[(2-pyrrolidin-1-ylethyl)oxy]biphenyl-3-yl}piperazin-1-yl)-1 <i>H</i> -pyrazolo[3,4-d]pyrimidine
281	1-{3-[4-(3-bromo-1 <i>H</i> -pyrazolo[3,4-d]pyrimidin-4-yl)piperazin-1-yl]-5-[(2-pyrrolidin-1-ylethyl)amino]phenyl}butan-1-one
282	3-[4-(3-bromo-1 <i>H</i> -pyrazolo[3,4-d]pyrimidin-4-yl)piperazin-1-yl]-2-methyl- <i>N</i> -(2-pyrrolidin-1-ylethyl)-5-[(3,3,3-trifluoropropyl)oxy]aniline
283	3-[4-(3-bromo-1 <i>H</i> -pyrazolo[3,4-d]pyrimidin-4-yl)piperazin-1-yl]-2-methyl- <i>N</i> -(2-pyrrolidin-1-ylethyl)-5-[(2,2,2-trifluoroethyl)oxy]aniline
284	1-{3-[4-(3-bromo-1 <i>H</i> -pyrazolo[3,4-d]pyrimidin-4-yl)piperazin-1-yl]-4-methyl-5-[(2-pyrrolidin-1-ylethyl)amino]phenyl}butan-1-ol
285	3-bromo-4-(4-{4-chloro-2'-[(2-pyrrolidin-1-ylethyl)oxy]biphenyl-3-yl}piperazin-1-yl)-1 <i>H</i> -pyrazolo[3,4-d]pyrimidine
286	3-[4-(4-{5-[(2,3-difluoro-2-(fluoromethyl)propyl)oxy]-2-methyl-3-[(2-pyrrolidin-1-ylethyl)amino]phenyl}piperazin-1-yl)-1 <i>H</i> -pyrazolo[3,4-d]pyrimidin-3-yl]prop-2-yn-1-ol
287	3-bromo-4-(4-{4-chloro-4'-fluoro-2'-[(2-pyrrolidin-1-ylethyl)oxy]biphenyl-3-yl}piperazin-1-yl)-1 <i>H</i> -pyrazolo[3,4-d]pyrimidine
288	3-bromo-4-(4-{4-methyl-3'-[(2-pyrrolidin-1-ylethyl)oxy]biphenyl-3-yl}piperazin-1-yl)-1 <i>H</i> -pyrazolo[3,4-d]pyrimidine
289	(2 <i>E</i>)-3-[4-(4-{5-[(2,3-difluoro-2-(fluoromethyl)propyl)oxy]-2-methyl-3-[(2-pyrrolidin-1-ylethyl)amino]phenyl}piperazin-1-yl)-1 <i>H</i> -pyrazolo[3,4-d]pyrimidin-3-yl]prop-2-enoic acid
290	3-[4-(3-bromo-1 <i>H</i> -pyrazolo[3,4-d]pyrimidin-4-yl)piperazin-1-yl]-2-methyl- <i>N</i> -(2-pyrrolidin-1-ylethyl)-5-[4,4,4-trifluoro-1,1-bis(methyloxy)butyl]aniline
291	6-(4-phenylpiperazin-1-yl)-9 <i>H</i> -purine
292	6-[4-(3-chlorophenyl)piperazin-1-yl]-9 <i>H</i> -purine
293	4-(4-phenylpiperazin-1-yl)-7 <i>H</i> -pyrrolo[2,3-d]pyrimidine
294	4-[4-(3-chlorophenyl)piperazin-1-yl]-7 <i>H</i> -pyrrolo[2,3-d]pyrimidine
295	4-(4-phenylpiperazin-1-yl)-1 <i>H</i> -pyrazolo[3,4-d]pyrimidine
296	4-[4-(3-chlorophenyl)piperazin-1-yl]-1 <i>H</i> -pyrazolo[3,4-d]pyrimidine
297	6-[4-(2-chlorophenyl)piperazin-1-yl]-9 <i>H</i> -purine
298	6-[4-(2-fluorophenyl)piperazin-1-yl]-9 <i>H</i> -purine
299	4-[4-(2-methylphenyl)piperazin-1-yl]-7 <i>H</i> -pyrrolo[2,3-d]pyrimidine
300	4-{4-[2-(methyloxy)phenyl]piperazin-1-yl}-7 <i>H</i> -pyrrolo[2,3-d]pyrimidine
301	4-{4-[3-(methyloxy)phenyl]piperazin-1-yl}-7 <i>H</i> -pyrrolo[2,3-d]pyrimidine
302	4-{4-[4-(methyloxy)phenyl]piperazin-1-yl}-7 <i>H</i> -pyrrolo[2,3-d]pyrimidine
303	4-{4-[3-(trifluoromethyl)phenyl]piperazin-1-yl}-7 <i>H</i> -pyrrolo[2,3-d]pyrimidine

(continued)

Table 2a	
Cmpd No.	Name
304	6-[4-[4-(methyloxy)phenyl]piperazin-1-yl]-9H-purine
305	6-[4-[2-(methyloxy)phenyl]piperazin-1-yl]-9H-purine
306	6-[4-(4-chlorophenyl)piperazin-1-yl]-9H-purine
307	6-[4-(4-fluorophenyl)piperazin-1-yl]-9H-purine
308	4-[4-(4-chlorophenyl)piperazin-1-yl]-7H-pyrrolo[2,3-d]pyrimidine
309	4-[4-(2-chlorophenyl)piperazin-1-yl]-7H-pyrrolo[2,3-d]pyrimidine
310	4-[4-(4-fluorophenyl)piperazin-1-yl]-7H-pyrrolo[2,3-d]pyrimidine
311	4-[4-(2-fluorophenyl)piperazin-1-yl]-7H-pyrrolo[2,3-d]pyrimidine
312	6-[4-[3-(trifluoromethyl)phenyl]piperazin-1-yl]-9H-purine
313	6-[4-(2-methylphenyl)piperazin-1-yl]-9H-purine
314	4-[4-[3-(trifluoromethyl)phenyl]piperazin-1-yl]-1H-pyrazolo[3,4-d]pyrimidine
315	4-[4-(2-methylphenyl)piperazin-1-yl]-1H-pyrazolo[3,4-d]pyrimidine
316	4-[4-(3-chlorophenyl)piperazin-1-yl]-3-methyl-1H-pyrazolo[3,4-d]pyrimidine
317	3-methyl-4-[4-(2-methylphenyl)piperazin-1-yl]-1H-pyrazolo[3,4-d]pyrimidine
318	4-[4-(5-chloro-2-methylphenyl)piperazin-1-yl]-1H-pyrazolo[3,4-d]pyrimidine
319	4-[4-(5-chloro-2-methylphenyl)piperazin-1-yl]-3-methyl-1H-pyrazolo[3,4-d]pyrimidine
320	4-[4-(5-chloro-2-methylphenyl)piperazin-1-yl]-3-methyl-6-phenyl-1H-pyrazolo[3,4-d]pyrimidine
321	4-[4-(5-chloro-2-methylphenyl)piperazin-1-yl]-3-ethyl-1H-pyrazolo[3,4-d]pyrimidine
322	4-[4-(5-chloro-2-methylphenyl)piperazin-1-yl]-6-methyl-1H-pyrazolo[3,4-d]pyrimidine
323	4-[4-(5-chloro-2-methylphenyl)piperazin-1-yl]-6-ethyl-1H-pyrazolo[3,4-d]pyrimidine
324	4-[4-(5-chloro-2-methylphenyl)piperazin-1-yl]-6-(1-methylethyl)-1H-pyrazolo[3,4-d]pyrimidine
325	4-[4-(5-chloro-2-methylphenyl)piperazin-1-yl]-3-phenyl-1H-pyrazolo[3,4-d]pyrimidine
326	4-[4-(5-chloro-2-methylphenyl)piperazin-1-yl]-3-({[2-(methyloxy)ethyl]oxy}methyl)-1H-pyrazolo[3,4-d]pyrimidine
327	3-bromo-4-[4-(5-chloro-2-methylphenyl)piperazin-1-yl]-1H-pyrazolo[3,4-d]pyrimidine
328	4-[4-(5-chloro-2-methylphenyl)piperazin-1-yl]-3-propyl-1H-pyrazolo[3,4-d]pyrimidine
329	4-[4-[4-(5-chloro-2-methylphenyl)piperazin-1-yl]-1H-pyrazolo[3,4-d]pyrimidin-3-yl]phenol
330	4-[4-(5-chloro-2-methylphenyl)piperazin-1-yl]-N-phenyl-1H-pyrazolo[3,4-d]pyrimidin-3-amine
331	4-[4-(3-chlorophenyl)piperazin-1-yl]-3-ethyl-1H-pyrazolo[3,4-d]pyrimidine
332	4-[4-[5-chloro-2-(methyloxy)phenyl]piperazin-1-yl]-3-ethyl-1H-pyrazolo[3,4-d]pyrimidine
333	3-[4-[4-(5-chloro-2-methylphenyl)piperazin-1-yl]-1H-pyrazolo[3,4-d]pyrimidin-3-yl]phenol
334	4-[4-(5-chloro-2-methylphenyl)piperazin-1-yl]-3-{3-[(phenylmethyl)oxy]phenyl}-1H-pyrazolo[3,4-d]pyrimidine
335	3-(1,3-benzodioxol-5-yl)-4-[4-(5-chloro-2-methylphenyl)piperazin-1-yl]-1H-pyrazolo[3,4-d]pyrimidine
336	4-[4-(5-chloro-2-methylphenyl)piperazin-1-yl]-3-(2-thienyl)-1H-pyrazolo[3,4-d]pyrimidine
337	3-[4-[4-(5-chloro-2-methylphenyl)piperazin-1-yl]-1H-pyrazolo[3,4-d]pyrimidin-3-yl]aniline
338	3-[4-[4-(5-chloro-2-methylphenyl)piperazin-1-yl]-1H-pyrazolo[3,4-d]pyrimidin-3-yl]benzoic acid

(continued)

Table 2a	
Cmpd No.	Name
339	4-[4-(5-chloro-2-methylphenyl)piperazin-1-yl]-3-(4-methylphenyl)-1 <i>H</i> -pyrazolo[3,4- <i>d</i>]pyrimidine
340	<i>N</i> -(4-{4-[4-(5-chloro-2-methylphenyl)piperazin-1-yl]-1 <i>H</i> -pyrazolo[3,4- <i>d</i>]pyrimidin-3-yl}phenyl)acetamide
341	4-[4-(3-chlorophenyl)-1,4-diazepan-1-yl]-3-ethyl-1 <i>H</i> -pyrazolo[3,4- <i>d</i>]pyrimidine
342	4-[5-(3-chlorophenyl)-2,5-diazabicyclo[2.2.1]hept-2-yl]-3-ethyl-1 <i>H</i> -pyrazolo[3,4- <i>d</i>]pyrimidine
343	4-(4-{3-chloro-4-[(2-morpholin-4-ylethyl)oxy]phenyl}piperazin-1-yl)-3-ethyl-1 <i>H</i> -pyrazolo[3,4- <i>d</i>]pyrimidine
344	methyl 1-(3-chlorophenyl)-4-(3-ethyl-1 <i>H</i> -pyrazolo[3,4- <i>d</i>]pyrimidin-4-yl)piperazine-2-carboxylate
345	4-[4-(5-chloro-2-methylphenyl)piperazin-1-yl]-3-(3-methylbut-2-en-1-yl)-1 <i>H</i> -pyrazolo[3,4- <i>d</i>]pyrimidine
346	4-[4-(5-chloro-2-methylphenyl)piperazin-1-yl]-3-(trifluoromethyl)-1 <i>H</i> -pyrazolo[3,4- <i>d</i>]pyrimidine
347	methyl 4-(3-chlorophenyl)-1-(3-ethyl-1 <i>H</i> -pyrazolo[3,4- <i>d</i>]pyrimidin-4-yl)piperazine-2-carboxylate
348	4-(4-{3-chloro-4-[(2-piperidin-1-ylethyl)oxy]phenyl}piperazin-1-yl)-3-ethyl-1 <i>H</i> -pyrazolo[3,4- <i>d</i>]pyrimidine
349	4-[4-(5-chloro-2-methylphenyl)piperazin-1-yl]-3-(1-methylethyl)-1 <i>H</i> -pyrazolo[3,4- <i>d</i>]pyrimidine
350	1-(3-chlorophenyl)-4-(3-ethyl-1 <i>H</i> -pyrazolo[3,4- <i>d</i>]pyrimidin-4-yl)piperazine-2-carboxylic acid
351	1-(3-chlorophenyl)-4-(3-ethyl-1 <i>H</i> -pyrazolo[3,4- <i>d</i>]pyrimidin-4-yl)- <i>N</i> -methylpiperazine-2-carboxamide
352	4-[4-(5-chloro-2-methylphenyl)piperazin-1-yl]-3-(phenylmethyl)-1 <i>H</i> -pyrazolo[3,4- <i>d</i>]pyrimidine
353	4-[4-(5-chloro-2-methylphenyl)piperazin-1-yl]-3-(2-methylpropyl)-1 <i>H</i> -pyrazolo[3,4- <i>d</i>]pyrimidine
354	4-[4-(5-chloro-2-methylphenyl)piperazin-1-yl]-3-[4-(methyloxy)phenyl]-1 <i>H</i> -pyrazolo[3,4- <i>d</i>]pyrimidine
355	4-[4-(5-chloro-2-methylphenyl)piperazin-1-yl]-3-(4-fluorophenyl)-1 <i>H</i> -pyrazolo[3,4- <i>d</i>]pyrimidine
356	4-[4-(5-chloro-2-methylphenyl)piperazin-1-yl]-3-[4-(phenyloxy)phenyl]-1 <i>H</i> -pyrazolo[3,4- <i>d</i>]pyrimidine
357	4-[4-(5-chloro-2-methylphenyl)piperazin-1-yl]-3-{4-[(piperidin-4-ylmethyl)oxy]phenyl}-1 <i>H</i> -pyrazolo[3,4- <i>d</i>]pyrimidine
358	1-(3-chlorophenyl)- <i>N</i> -[2-(dimethylamino)ethyl]-4-(3-ethyl-1 <i>H</i> -pyrazolo[3,4- <i>d</i>]pyrimidin-4-yl)piperazine-2-carboxamide
359	4-[4-(5-chloro-2-methyl-3-morpholin-4-ylphenyl)piperazin-1-yl]-3-ethyl-1 <i>H</i> -pyrazolo[3,4- <i>d</i>]pyrimidine
360	4-(3-chlorophenyl)-(3-ethyl-1 <i>H</i> -pyrazolo[3,4- <i>d</i>]pyrimidin-4-yl)- <i>N</i> -methylpiperazine-2-carboxamide
361	4-[4-(5-chloro-2-methylphenyl)piperazin-1-yl]-3-[2-(methyloxy)phenyl]-1 <i>H</i> -pyrazolo[3,4- <i>d</i>]pyrimidine
362	4-[4-(5-chloro-2-methylphenyl)piperazin-1-yl]-3-pyridin-4-yl-1 <i>H</i> -pyrazolo[3,4- <i>d</i>]pyrimidine
363	4-[4-(5-chloro-2-methylphenyl)piperazin-1-yl]-3-[3-(methyloxy)phenyl]-1 <i>H</i> -pyrazolo[3,4- <i>d</i>]pyrimidine
364	4-{4-[4-(5-chloro-2-methylphenyl)piperazin-1-yl]-1 <i>H</i> -pyrazolo[3,4- <i>d</i>]pyrimidin-3-yl}benzonitrile
365	[5-chloro-3-[4-(3-ethyl-1 <i>H</i> -pyrazolo[3,4- <i>d</i>]pyrimidin-4-yl)piperazin-1-yl]-2-(methyloxy)phenyl]methanol
366	methyl 5-chloro-3-[4-(3-ethyl-1 <i>H</i> -pyrazolo[3,4- <i>d</i>]pyrimidin-4-yl)piperazin-1-yl]-2-(methyloxy)benzoate
367	(2 <i>E</i>)-3-{4-[4-(5-chloro-2-methylphenyl)piperazin-1-yl]-1 <i>H</i> -pyrazolo[3,4- <i>d</i>]pyrimidin-3-yl}prop-2-enoic acid
368	3-{4-[4-(5-chloro-2-methylphenyl)piperazin-1-yl]-1 <i>H</i> -pyrazolo[3,4- <i>d</i>]pyrimidin-3-yl}propanoic acid
369	3-{4-[4-(5-chloro-2-methylphenyl)piperazin-1-yl]-1 <i>H</i> -pyrazolo[3,4- <i>d</i>]pyrimidin-3-yl}propan-1-ol
370	methyl (2 <i>E</i>)-3-{4-[4-(5-chloro-2-methylphenyl)piperazin-1-yl]-1 <i>H</i> -pyrazolo[3,4- <i>d</i>]pyrimidin-3-yl}prop-2-enoate

(continued)

Table 2a	
Cmpd No.	Name
371	4-[4-(5-chloro-2-methylphenyl)piperazin-1-yl]-3-{4-[(2-morpholin-4-ylethyl)oxy]phenyl}-1 <i>H</i> -pyrazolo[3,4- <i>d</i>]pyrimidine
372	5-chloro- <i>N</i> -[2-(dimethylamino)ethyl]-3-[4-(3-ethyl-1 <i>H</i> -pyrazolo[3,4- <i>d</i>]pyrimidin-4-yl)piperazin-1-yl]-2-(methyloxy)benzamide
373	4-{4-[5-chloro-2-(methyloxy)-3-[(4-methylpiperazin-1-yl)carbonyl]phenyl]piperazin-1-yl}-3-ethyl-1 <i>H</i> -pyrazolo[3,4- <i>d</i>]pyrimidine
374	2-(dimethylamino)ethyl 5-chloro-3-[4-(3-ethyl-1 <i>H</i> -pyrazolo[3,4- <i>d</i>]pyrimidin-4-yl)piperazin-1-yl]-2-(methyloxy)benzoate
375	1-[5-chloro-3-[4-(3-ethyl-1 <i>H</i> -pyrazolo[3,4- <i>d</i>]pyrimidin-4-yl)piperazin-1-yl]-2-(methyloxy)phenyl]- <i>N,N</i> -dimethylmethanamine
376	<i>N'</i> -{[5-chloro-3-[4-(3-ethyl-1 <i>H</i> -pyrazolo[3,4- <i>d</i>]pyrimidin-4-yl)piperazin-1-yl]-2-(methyloxy)phenyl]methyl}- <i>N,N</i> -dimethylethane-1,2-diamine
377	[1-(3-chlorophenyl)-4-(3-ethyl-1 <i>H</i> -pyrazolo[3,4- <i>d</i>]pyrimidin-4-yl)piperazin-2-yl]methanol
378	3-[(4-{4-[4-(5-chloro-2-methylphenyl)piperazin-1-yl]-1 <i>H</i> -pyrazolo[3,4- <i>d</i>]pyrimidin-3-yl}phenyl)oxy]- <i>N,N</i> -dimethylpropan-1-amine
379	2-chloro-4-[4-(3-ethyl-1 <i>H</i> -pyrazolo[3,4- <i>d</i>]pyrimidin-4-yl)piperazin-1-yl]-5-methylphenol
380	1-(3-chlorophenyl)-4-(3-ethyl-1 <i>H</i> -pyrazolo[3,4- <i>d</i>]pyrimidin-4-yl)- <i>N</i> -(1-methylpiperidin-4-yl)piperazine-2-carboxamide
381	1-(3-chlorophenyl)-4-(3-ethyl-1 <i>H</i> -pyrazolo[3,4- <i>d</i>]pyrimidin-4-yl)- <i>N</i> -(2-morpholin-4-ylethyl)piperazine-2-carboxamide
382	2-{[5-chloro-3-[4-(3-ethyl-1 <i>H</i> -pyrazolo[3,4- <i>d</i>]pyrimidin-4-yl)piperazin-1-yl]-2-(methyloxy)phenyl]oxy}- <i>N,N</i> -dimethylethanamine
383	3-[5-chloro-3-[4-(3-ethyl-1 <i>H</i> -pyrazolo[3,4- <i>d</i>]pyrimidin-4-yl)piperazin-1-yl]-2-methylphenyl]- <i>N,N</i> -dimethylprop-2-yn-1-amine
384	<i>N'</i> -{5-chloro-3-[4-(3-ethyl-1 <i>H</i> -pyrazolo[3,4- <i>d</i>]pyrimidin-4-yl)piperazin-1-yl]-2-methylphenyl}- <i>N,N</i> -dimethylethane-1,2-diamine
385	1,1-dimethylethyl (2 <i>E</i>)-3-{4-[4-(5-chloro-2-methylphenyl)piperazin-1-yl]-1 <i>H</i> -pyrazolo[3,4- <i>d</i>]pyrimidin-3-yl}prop-2-enoate
386	3-({2-chloro-4-[4-(3-ethyl-1 <i>H</i> -pyrazolo[3,4- <i>d</i>]pyrimidin-4-yl)piperazin-1-yl]-5-methylphenyl}oxy)- <i>N,N</i> -dimethylpropan-1-amine
387	2-({2-chloro-4-[4-(3-ethyl-1 <i>H</i> -pyrazolo[3,4- <i>d</i>]pyrimidin-4-yl)piperazin-1-yl]-5-methylphenyl}oxy)- <i>N,N</i> -dimethylethanamine
388	4-[4-[5-chloro-2-methyl-4-(methyloxy)phenyl]piperazin-1-yl]-3-ethyl-1 <i>H</i> -pyrazolo[3,4- <i>d</i>]pyrimidine
389	4-[4-(5-chloro-2-methylphenyl)piperazin-1-yl]-3-(4-methylpiperazin-1-yl)-1 <i>H</i> -pyrazolo[3,4- <i>d</i>]pyrimidine
390	3-{4-[4-(5-chloro-2-methylphenyl)piperazin-1-yl]-1 <i>H</i> -pyrazolo[3,4- <i>d</i>]pyrimidin-3-yl}- <i>N,N</i> -diethylprop-2-yn-1-amine
391	3-{4-[4-(5-chloro-2-methylphenyl)piperazin-1-yl]-1 <i>H</i> -pyrazolo[3,4- <i>d</i>]pyrimidin-3-yl}prop-2-yn-1-ol
392	4-[4-(5-chloro-2-methylphenyl)piperazin-1-yl]-3-(piperidin-4-ylmethyl)-1 <i>H</i> -pyrazolo[3,4- <i>d</i>]pyrimidine
393	phenylmethyl (3 <i>aR</i> ,6 <i>aS</i>)-5-({4-[4-(5-chloro-2-methylphenyl)piperazin-1-yl]-1 <i>H</i> -pyrazolo[3,4- <i>d</i>]pyrimidin-3-yl}methylidene)hexahydrocyclopenta[<i>c</i>]pyrrole-2(1 <i>H</i>)-carboxylate

(continued)

Table 2a	
Cmpd No.	Name
394	4-[4-(5-chloro-2-methylphenyl)piperazin-1-yl]-3-[(E)-3aR,6aS)-hexahydrocyclopenta[c]pyrrol-5(1H)-ylidenemethyl]-1H-pyrazolo[3,4-d]pyrimidine
395	4-[4-(5-chloro-2-methylphenyl)piperazin-1-yl]-3-(3-pyrrolidin-1-ylprop-1-yn-1-yl)-1H-pyrazolo[3,4-d]pyrimidine
396	4-[4-(5-chloro-2-methylphenyl)piperazin-1-yl]-3-[3-(4-methylpiperazin-1-yl)prop-1-yn-1-yl]-1H-pyrazolo[3,4-d]pyrimidine
397	3-{4-[4-(5-chloro-2-methylphenyl)piperazin-1-yl]-1H-pyrazolo[3,4-d]pyrimidin-3-yl}-N,N-diethylpropan-1-amine
398	4-[4-(5-chloro-2-methylphenyl)piperazin-1-yl]-3-(3-pyrrolidin-1-ylpropyl)-1H-pyrazolo[3,4-d]pyrimidine
399	4-[4-(5-chloro-2-methylphenyl)piperazin-1-yl]-3-(1,2,3,6-tetrahydropyridin-4-yl)-1H-pyrazolo[3,4-d]pyrimidine
400	3-{5-chloro-3-[4-(3-ethyl-1H-pyrazolo[3,4-d]pyrimidin-4-yl)piperazin-1-yl]-2-methylphenyl}-N,N-diethylpropan-1-amine
401	4-{4-[5-chloro-2-methyl-3-(3-pyrrolidin-1-ylpropyl)phenyl]piperazin-1-yl}-3-ethyl-1H-pyrazolo[3,4-d]pyrimidine

Table 2b.

Additional Representative AKT Inhibitors

[0216] The Compounds in Table 2b can be prepared as pharmaceutically acceptable salts, solvates, hydrates, and/or isomers thereof. All such salt, solvate, hydrate, and isomer combinations of the Compounds in Table 2b can be used

Table 2b	
Entry	Name
1	[1-(3-bromo-1H-pyrazolo[3,4-d]pyrimidin-4-yl)piperidin-4-yl](4-chlorophenyl)methanol
2	2-[[[1-(3-bromo-1H-pyrazolo[3,4-d]pyrimidin-4-yl)piperidin-4-yl](4-chlorophenyl)methyl]oxy]-N,N-dimethylethanamine
3	3-[[[1-(3-bromo-1H-pyrazolo[3,4-d]pyrimidin-4-yl)piperidin-4-yl](4-chlorophenyl)methyl]oxy]-N,N-dimethylpropan-1-amine
4	3-bromo-4-{4-[(4-bromophenyl)methyl]piperazin-1-yl}-1H-pyrazolo[3,4-d]pyrimidine
5	{4-(3-bromo-1H-pyrazolo[3,4-d]pyrimidin-4-yl)-1-[(4-chlorophenyl)methyl]piperazin-2-yl}methanol
6	N'-[[1-(3-bromo-1H-pyrazolo[3,4-d]pyrimidin-4-yl)piperidin-4-yl](4-chlorophenyl)methyl]-N,N-diethylethane-1,2-diamine
7	3-bromo-4-{4-[(1,1-dimethylethyl)phenyl]methyl}piperazin-1-yl)-1H-pyrazolo[3,4-d]pyrimidine
8	4-(3-bromo-1H-pyrazolo[3,4-d]pyrimidin-4-yl)-1-[(4-chlorophenyl)methyl]piperazin-2-one
9	2-[4-(3-bromo-1H-pyrazolo[3,4-d]pyrimidin-4-yl)piperazin-1-yl]-2-(4-chlorophenyl)-N-[2-(dimethylamino)ethyl]acetamide
10	N-[1-(3-bromo-1H-pyrazolo[3,4-d]pyrimidin-4-yl)piperidin-4-yl]-N-(4-chlorophenyl)-N',N'-diethylpropane-1,3-diamine
11	3-bromo-4-{4-[(4-(trifluoromethyl)phenyl)methyl]piperazin-1-yl}-1H-pyrazolo[3,4-d]pyrimidine
12	N-[1-(3-bromo-1H-pyrazolo[3,4-d]pyrimidin-4-yl)piperidin-4-yl]-N-(4-chlorophenyl)-N'-(2-(dimethylamino)ethyl)urea

(continued)

Table 2b	
Entry	Name
13	<i>N</i> -[[1-(3-bromo-1 <i>H</i> -pyrazolo[3,4- <i>d</i>]pyrimidin-4-yl)piperidin-4-yl](4-chlorophenyl)methyl]- <i>N'</i> -[2-(dimethylamino)ethyl]urea
14	2-[4-(3-bromo-1 <i>H</i> -pyrazolo[3,4- <i>d</i>]pyrimidin-4-yl)-2-oxopiperazin-1-yl]-2-(4-chlorophenyl)- <i>N</i> -(2-(dimethylamino)ethyl)acetamide
15	2-(dimethylamino)ethyl [1-(3-bromo-1 <i>H</i> -pyrrolo[3,4- <i>d</i>]pyrimidin-4-yl)piperidin-4-yl](4-chlorophenyl)carbamate
16	3-bromo-4-{4-[(4-chloro-3-fluorophenyl)methyl]piperazin-1-yl}-1 <i>H</i> -pyrazolo[3,4- <i>d</i>]pyrimidine
17	3-bromo-4-{4-[(4-chloro-2-fluorophenyl)methyl]piperazin-1-yl}-1 <i>H</i> -pyrazolo[3,4- <i>d</i>]pyrimidine
18	<i>N</i> -[1-(3-bromo-1 <i>H</i> -pyrazolo[3,4- <i>d</i>]pyrimidin-4-yl)piperidin-4-yl]- <i>N</i> -(4-chlorophenyl)- <i>N'</i> , <i>N'</i> -diethylethane-1,2-diamine
19	3-bromo-4-{4-[(4-chlorophenyl)methyl]piperazin-1-yl}-1 <i>H</i> -pyrazolo[3,4- <i>d</i>]pyrimidine
20	[1-(3-bromo-1 <i>H</i> -pyrazolo[3,4- <i>d</i>]pyrimidin-4-yl)piperidin-4-yl](4-fluorophenyl)methanone
21	<i>N</i> -[[1-(3-bromo-1 <i>H</i> -pyrazolo[3,4- <i>d</i>]pyrimidin-4-yl)piperidin-4-yl](4-chlorophenyl)methyl]- <i>N'</i> , <i>N'</i> -diethyl- <i>N</i> -methylethane-1,2-diamine
22	[1-(3-bromo-1 <i>H</i> -pyrazolo[3,4- <i>d</i>]pyrimidin-4-yl)piperidin-4-yl](4-fluorophenyl)methanol
23	3-bromo-4-{4-[[2-fluoro-4-(trifluoromethyl)phenyl]methyl]piperazin-1-yl}-1 <i>H</i> -pyrazolo[3,4- <i>d</i>]pyrimidine
24	<i>N</i> -[1-(3-bromo-1 <i>H</i> -pyrazolo[3,4- <i>d</i>]pyrimidin-4-yl)piperidin-4-yl]- <i>N</i> -(4-chlorophenyl)- <i>N</i> ~3~, <i>N</i> ~3~-diethyl-beta-alaninamide
25	2-[[[1-(3-bromo-1 <i>H</i> -pyrazolo[3,4- <i>d</i>]pyrimidin-4-yl)piperidin-4-yl](4-fluorophenyl)methyl]oxy]- <i>N,N</i> -dimethylethanamine
26	<i>N</i> -[[1-(3-bromo-1 <i>H</i> -pyrazolo[3,4- <i>d</i>]pyrimidin-4-yl)piperidin-4-yl](4-chlorophenyl)methyl]- <i>N</i> ~3~, <i>N</i> ~3~-diethyl-beta-alaninamide
27	3-bromo-4-{4-[(3,4-dichlorophenyl)methyl]piperazin-1-yl}-1 <i>H</i> -pyrazolo[3,4- <i>d</i>]pyrimidine
28	<i>N</i> -[1-(3-bromo-1 <i>H</i> -pyrazolo[3,4- <i>d</i>]pyrimidin-4-yl)piperidin-4-yl]- <i>N</i> -(4-chlorophenyl)- <i>N'</i> -[2-(dimethylamino)ethyl]ethanediamide
29	<i>N</i> -[1-(3-bromo-1 <i>H</i> -pyrazolo[3,4- <i>d</i>]pyrimidin-4-yl)piperidin-4-yl]- <i>N</i> -(4-chlorophenyl)-2-(diethylamino)ethanesulfonamide
30	4-[4-(biphenyl-4-ylmethyl)piperazin-1-yl]-3-bromo-1 <i>H</i> -pyrazolo[3,4- <i>d</i>]pyrimidine
31	3-bromo-4-((3 <i>S</i>)-4-[(4-chlorophenyl)methyl]-3-methylpiperazin-1-yl)-1 <i>H</i> -pyrazolo[3,4- <i>d</i>]pyrimidine
32	3-bromo-4-{4-[(4-(methyloxy)phenyl)methyl]piperazin-1-yl}-1 <i>H</i> -pyrazolo[3,4- <i>d</i>]pyrimidine
33	4-(3-bromo-1 <i>H</i> -pyrazolo[3,4- <i>d</i>]pyrimidin-4-yl)- <i>N</i> -[3-(trifluoromethyl)phenyl]piperazine-1-carboxamide
34	3-bromo-4-{4-[(4-fluorophenyl)methyl]piperazin-1-yl}-1 <i>H</i> -pyrazolo[3,4- <i>d</i>]pyrimidine
35	<i>N</i> -[1-(3-bromo-1 <i>H</i> -pyrazolo[3,4- <i>d</i>]pyrimidin-4-yl)piperidin-4-yl]- <i>N</i> -(4-chlorophenyl)pent-4-enamide
36	3-bromo-4-[4-(2,3-dihydro-1,4-benzodioxin-6-ylmethyl)piperazin-1-yl]-1 <i>H</i> -pyrazolo[3,4- <i>d</i>]pyrimidine
37	4-[4-(1,3-benzodioxol-5-ylmethyl)piperazin-1-yl]-3-bromo-1 <i>H</i> -pyrazolo[3,4- <i>d</i>]pyrimidine
38	[1-(3-bromo-1 <i>H</i> -pyrazolo[3,4- <i>d</i>]pyrimidin-4-yl)piperidin-4-yl](4-chlorophenyl)methanone
39	3-bromo-4-{4-[(4-(phenyloxy)phenyl)methyl]piperazin-1-yl}-1 <i>H</i> -pyrazolo[3,4- <i>d</i>]pyrimidine
40	3-bromo-4-{4-[(3,4-dichlorophenyl)methyl]piperidin-1-yl}-1 <i>H</i> -pyrazolo[3,4- <i>d</i>]pyrimidine
41	4-[[4-(3-bromo-1 <i>H</i> -pyrazolo[3,4- <i>d</i>]pyrimidin-4-yl)piperazin-1-yl]methyl]- <i>N,N</i> -dimethylaniline
42	methyl 4-{4-(3-bromo-1 <i>H</i> -pyrazolo[3,4- <i>d</i>]pyrimidin-4-yl)piperazin-1-yl]methyl}benzoate

(continued)

Table 2b	
Entry	Name
43	3-bromo-4-{4-[(2E)-3-phenylprop-2-enoyl]piperazin-1-yl}-1 <i>H</i> -pyrazolo[3,4-d]pyrimidine
44	1-(3-bromo-1 <i>H</i> -pyrazolo[3,4-d]pyrimidin-4-yl)-4-[(4-chlorophenyl)methyl]- <i>N</i> -[3-(diethylamino)propyl]piperidine-4-carboxamide
45	3-bromo-4-{4-[(2-bromophenyl)methyl]piperazin-1-yl}-1 <i>H</i> -pyrazolo[3,4-d]pyrimidine
46	3-bromo-4-{4-[(2-chlorophenyl)methyl]piperazin-1-yl}-1 <i>H</i> -pyrazolo[3,4-d]pyrimidine
47	3-bromo-4-{4-[(2,4-dichlorophenyl)methyl]piperazin-1-yl}-1 <i>H</i> -pyrazolo[3,4-d]pyrimidine
48	3-bromo-4-{4-[(2-chloro-4-fluorophenyl)methyl]piperazin-1-yl}-1 <i>H</i> -pyrazolo[3,4-d]pyrimidine
49	1-(3-bromo-1 <i>H</i> -pyrazolo[3,4-d]pyrimidin-4-yl)-4-(4-chlorophenyl)- <i>N</i> -[3-(diethylamino)propyl]piperidine-4-carboxamide
50	3-bromo-4-{4-(phenylmethyl)piperazin-1-yl}-1 <i>H</i> -pyrazolo[3,4-d]pyrimidine
51	2-[4-(3-bromo-1 <i>H</i> -pyrazolo[3,4-d]pyrimidin-4-yl)piperazin-1-yl]- <i>N</i> -pyridin-2-ylacetamide
52	3-bromo-4-{4-[(1 <i>H</i> -imidazol-2-ylmethyl)piperazin-1-yl]-1 <i>H</i> -pyrazolo[3,4-d]pyrimidine
53	3-bromo-4-{4-[(3-(phenyloxy)phenyl)methyl]piperazin-1-yl}-1 <i>H</i> -pyrazolo[3,4-d]pyrimidine
54	3-bromo-4-{4-[(3-methylphenyl)methyl]piperazin-1-yl}-1 <i>H</i> -pyrazolo[3,4-d]pyrimidine
55	3-{[4-(3-bromo-1 <i>H</i> -pyrazolo[3,4-d]pyrimidin-4-yl)piperazin-1-yl]methyl}benzonitrile
56	3-bromo-4-{4-[(2-chloro-6-fluorophenyl)methyl]piperazin-1-yl}-1 <i>H</i> -pyrazolo[3,4-d]pyrimidine
57	3-bromo-4-{4-(1-phenylethyl)piperazin-1-yl}-1 <i>H</i> -pyrazolo[3,4-d]pyrimidine
58	3-bromo-4-{4-(pyridin-4-ylmethyl)piperazin-1-yl}-1 <i>H</i> -pyrazolo[3,4-d]pyrimidine
59	1-(3-bromo-1 <i>H</i> -pyrazolo[3,4-d]pyrimidin-4-yl)- <i>N</i> -(4-chlorophenyl)piperidin-4-amine
60	3-bromo-4-{4-(pyridin-3-ylmethyl)piperazin-1-yl}-1 <i>H</i> -pyrazolo[3,4-d]pyrimidine
61	3-bromo-4-{4-[[2,3,4-tris(methyloxy)phenyl]methyl]piperazin-1-yl}-1 <i>H</i> -pyrazolo[3,4-d]pyrimidine
62	3-bromo-4-{4-[(3-[(phenylmethyl)oxy]phenyl)methyl]piperazin-1-yl}-1 <i>H</i> -pyrazolo[3,4-d]pyrimidine
63	3-bromo-4-{4-(naphthalen-1-ylmethyl)piperazin-1-yl}-1 <i>H</i> -pyrazolo[3,4-d]pyrimidine
64	3-bromo-4-{4-[[5-(4-chlorophenyl)furan-2-yl]methyl]piperazin-1-yl}-1 <i>H</i> -pyrazolo[3,4-d]pyrimidine
65	3-bromo-4-{4-[(4-[(4-fluorophenyl)oxy]-3-nitrophenyl)methyl]piperazin-1-yl}-1 <i>H</i> -pyrazolo[3,4-d]pyrimidine
66	3-bromo-4-{4-(furan-2-ylcarbonyl)piperazin-1-yl}-1 <i>H</i> -pyrazolo[3,4-d]pyrimidine
67	3-bromo-4-{4-(1 <i>H</i> -indol-6-ylcarbonyl)piperazin-1-yl}-1 <i>H</i> -pyrazolo[3,4-d]pyrimidine
68	3-bromo-4-{4-[2-(2-thienyl)ethyl]piperazin-1-yl}-1 <i>H</i> -pyrazolo[3,4-d]pyrimidine
69	3-bromo-4-{4-(3-pyrrolidin-1-ylpropyl)piperazin-1-yl}-1 <i>H</i> -pyrazolo[3,4-d]pyrimidine
70	3-bromo-4-{4-(cyclohexylmethyl)piperazin-1-yl}-1 <i>H</i> -pyrazolo[3,4-d]pyrimidine
71	3-bromo-4-{4-[(10-chloroanthracen-9-yl)methyl]piperazin-1-yl}-1 <i>H</i> -pyrazolo[3,4-d]pyrimidine
72	3-bromo-4-{4-(1-methylpropyl)piperazin-1-yl}-1 <i>H</i> -pyrazolo[3,4-d]pyrimidine
73	4-{4-[[4,6-bis(methyloxy)pyrimidin-2-yl]methyl]piperazin-1-yl}-3-bromo-1 <i>H</i> -pyrazolo[3,4-d]pyrimidine
74	3-bromo-4-{4-[2-(methyloxy)ethyl]piperazin-1-yl}-1 <i>H</i> -pyrazolo[3,4-d]pyrimidine
75	3-bromo-4-{4-(2-morpholin-4-yl-2-oxoethyl)piperazin-1-yl}-1 <i>H</i> -pyrazolo[3,4-d]pyrimidine
76	3-bromo-4-{4-[3-(methyloxy)propyl]piperazin-1-yl}-1 <i>H</i> -pyrazolo[3,4-d]pyrimidine
77	4-{4-[[4,6-bis(methyloxy)pyrimidin-2-yl](phenyl)methyl]piperazin-1-yl}-3-bromo-1 <i>H</i> -pyrazolo[3,4-d]pyrimidine

(continued)

Table 2b	
Entry	Name
78	3-bromo-4-[4-(6,7,8,9-tetrahydro-5H-benzocyclohepten-5-yl)piperazin-1-yl]-1H-pyrazolo[3,4-d]pyrimidine
79	3-bromo-4-[4-({4-[(phenylmethyl)oxy]phenyl)methyl}piperazin-1-yl]-1H-pyrazolo[3,4-d]pyrimidine
80	3-bromo-4-[4-({3-chloro-4-[(phenylmethyl)oxy]phenyl)methyl}piperazin-1-yl]-1H-pyrazolo[3,4-d]pyrimidine
81	4-{{4-(3-bromo-1H-pyrazolo[3,4-d]pyrimidin-4-yl)piperazin-1-yl}methyl}-N-(3-morpholin-4-ylpropyl)benzamide
82	4-{{4-(3-bromo-1H-pyrazolo[3,4-d]pyrimidin-4-yl)piperazin-1-yl}methyl}-N-[3-(methyloxy)propyl]benzamide
83	2-[[{4-(3-bromo-1H-pyrazolo[3,4-d]pyrimidin-4-yl)-1-[(4-chlorophenyl)methyl]piperazin-2-yl}methyl]oxy]-N,N-dimethylethanamine
84	3-bromo-4-[4-({4-[(4-chlorophenyl)oxy]-3-nitrophenyl)methyl}piperazin-1-yl]-1H-pyrazolo[3,4-d]pyrimidine
85	2-[4-(3-bromo-1H-pyrazolo[3,4-d]pyrimidin-4-yl)piperazin-1-yl]-N,N-dimethylacetamide
86	2-[[({R})-1-(3-bromo-1H-pyrazolo[3,4-d]pyrimidin-4-yl)piperidin-4-yl](4-chlorophenyl)methyl]oxy]-N,N-dimethylethanamine
87	N-(4-bromo-3-fluorophenyl)-N-[1-(3-bromo-1H-pyrazolo[3,4-d]pyrimidin-4-yl)piperidin-4-yl]-N'-[2-(dimethylamino)ethyl]urea
88	2-[[({R})-(4-chlorophenyl)[1-(3-ethyl-1H-pyrazolo[3,4-d]pyrimidin-4-yl)piperidin-4-yl]methyl]oxy]-N,N-dimethylethanamine
89	2-[[({S})-1-(3-bromo-1H-pyrazolo[3,4-d]pyrimidin-4-yl)piperidin-4-yl](4-chlorophenyl)methyl]oxy]-N,N-dimethylethanamine
90	3-bromo-4-[4-({(R})-(4-chlorophenyl)[(2-pyrrolidin-1-ylethyl)oxy]methyl}piperidin-1-yl)-1H-pyrazolo[3,4-d]pyrimidine
91	1-[1-(3-bromo-1H-pyrazolo[3,4-d]pyrimidin-4-yl)piperidin-4-yl]-1-(4-chlorophenyl)-4-(dimethylamino)butan-1-ol
92	2-[[({R})-1-(3-bromo-1H-pyrazolo[3,4-d]pyrimidin-4-yl)piperidin-4-yl](4-chloro-3-fluorophenyl)methyl]oxy]-N,N-dimethylethamine
93	3-bromo-4-[4-({(R})-(4-chlorophenyl)[(2-piperidin-1-ylethyl)oxy]methyl}piperidin-1-yl)-1H-pyrazolo[3,4-d]pyrimidine
94	4-[1-(3-bromo-1H-pyrazolo[3,4-d]pyrimidin-4-yl)piperidin-4-yl]-4-(4-chlorophenyl)-N,N-dimethylbutan-1-amine
95	3-bromo-4-[4-({(R})-(4-chlorophenyl)[(2-morpholin-4-ylethyl)oxy]methyl}piperidin-1-yl)-1H-pyrazolo[3,4-d]pyrimidine
96	1-[1-(3-bromo-1H-pyrazolo[3,4-d]pyrimidin-4-yl)piperidin-4-yl]-1-(4-fluorophenyl)-N-(furan-2-ylmethyl)-N-methylmethanamine
97	1-[1-(3-bromo-1H-pyrazolo[3,4-d]pyrimidin-4-yl)piperidin-4-yl]-1-(4-fluorophenyl)-N-methyl-N-(pyridin-2-ylmethyl)methanamine
98	4-[[{1-(3-bromo-1H-pyrazolo[3,4-d]pyrimidin-4-yl)piperidin-4-yl](4-fluorophenyl)methyl}(methyl)amino]methyl]-N,N-dimethylaniline
99	[4-(3-bromo-1H-pyrazolo[3,4-d]pyrimidin-4-yl)piperazin-1-yl](1H-indol-6-yl)methanol
100	3-bromo-4-[4-({(R})-(4-chloro-3-fluorophenyl)[(2-pyrrolidin-1-ylethyl)oxy]methyl}piperidin-1-yl)-1H-pyrazolo[3,4-d]pyrimidine
101	3-bromo-4-[4-[(4-chlorophenyl)oxy]piperidin-1-yl]-1H-pyrazolo[3,4-d]pyrimidine
102	2-[[({R})-1-(3-bromo-1H-pyrazolo[3,4-d]pyrimidin-4-yl)piperidin-4-yl](4-chlorophenyl)methyl]oxy]-N,N-diethylethanamine

(continued)

Table 2b	
Entry	Name
103	2-[[1-(3-bromo-1 <i>H</i> -pyrazolo[3,4- <i>d</i>]pyrimidin-4-yl)piperidin-4-yl]oxy}-5-chloro- <i>N</i> -(2-pyrrolidin-1-ylethyl)aniline

Table 3a.

Representative c-MET and/or Flt-3 Inhibitors

[0217] The Compounds in Table 3a can be prepared as pharmaceutically acceptable salts, solvates, hydrates, and/or isomers thereof. All such salt, solvate, hydrate, and isomer combinations of the Compounds in Table 3a can be used.

Table 3a	
Cmpd No.	Name
1	<i>N</i> -(4-fluorophenyl)- <i>N'</i> -[3-fluoro-4-(7 <i>H</i> -pyrrolo[2,3- <i>d</i>]pyrimidin-4-yloxy)phenyl]propanediamide
2	<i>N</i> -(4-fluorophenyl)- <i>N'</i> -[3-fluoro-4-(7 <i>H</i> -pyrrolo[2,3- <i>d</i>]pyrimidin-4-yloxy)phenyl]cyclopropane-1,1-dicarboxamide
3	<i>N</i> -([3-fluoro-4-(7 <i>H</i> -pyrrolo[2,3- <i>d</i>]pyrimidin-4-yloxy)phenyl]amino)carbonothioyl]-2-phenylacetamide
4	<i>N</i> -(4-fluorophenyl)- <i>N'</i> -(4-[[1-(tetrahydro-2 <i>H</i> -pyran-2-yl)-1 <i>H</i> -pyrazolo[3,4- <i>d</i>]pyrimidin-4-yl]oxy]phenyl)cyclopropane-1,1-dicarboxamide
5	2-phenyl- <i>N</i> -[4-[[1-(tetrahydro-2 <i>H</i> -pyran-2-yl)-1 <i>H</i> -pyrazolo[3,4- <i>d</i>]pyrimidin-4-yl]oxy]phenyl]amino]carbonothioyl]acetamide
6	<i>N</i> -(4-fluorophenyl)- <i>N'</i> -[4-(1 <i>H</i> -pyrazolo[3,4- <i>d</i>]pyrimidin-4-yloxy)phenyl]cyclopropane-1,1-dicarboxamide
7	2-phenyl- <i>N</i> -([4-(1 <i>H</i> -pyrazolo[3,4- <i>d</i>]pyrimidin-4-yloxy)phenyl]amino)carbonothioyl]acetamide
8	<i>N</i> -(4-fluorophenyl)- <i>N'</i> -(4-[[9-tetrahydro-2 <i>H</i> -pyran-2-yl]-9 <i>H</i> -purin-6-yl]oxy]phenyl)cyclopropane-1,1-dicarboxamide
9	2-phenyl- <i>N</i> -[4-[[9-(tetrahydro-2 <i>H</i> -pyran-2-yl)-9 <i>H</i> -purin-6-yl]oxyl]phenyl]amino]carbonothioyl]acetamide
10	<i>N</i> -(4-fluorophenyl)- <i>N'</i> -[4-(9 <i>H</i> -purin-6-yloxy)phenyl]cyclopropane-1,1-dicarboxamide
11	2-phenyl- <i>N</i> -([4-(9 <i>H</i> -purin-6-yloxy)phenyl]amino)carbonothioyl]acetamide
12	<i>N</i> -[3-fluoro-4-[[6-[[2-morpholin-4-ylethyl]amino]carbonyl]-7 <i>H</i> -pyrrolo[2,3- <i>d</i>]pyrimidin-4-yl]oxy]phenyl]- <i>N'</i> -(4-fluorophenyl)cyclopropane-1,1-dicarboxamide

Table 3b.

Additional Representative c-MET, c-KIT, and/or Flt-3 Inhibitors

[0218] The Compounds in Table 3b can be prepared as pharmaceutically acceptable salts, solvates, hydrates, and/or isomers thereof. All such salt, solvate, hydrate, and isomer combinations of the Compounds in Table 3b can be used.

Table 3b	
Entry	Name
1	<i>N</i> -[4-[[3-fluoro-4-[[6-(methyloxy)-7-[[3 <i>aR</i> ,6 <i>aS</i>]-octahydrocyclopenta[<i>c</i>]pyrrol-5-ylmethyl]oxy]quinazolin-4-yl]oxy]phenyl]amino]carbonothioyl]-2-phenylacetamide

(continued)

Table 3b	
Entry	Name
2	<i>N</i> -{[(3-fluoro-4-{[7-({[(3a <i>R</i> ,6a <i>S</i>)-2-methyloctahydrocyclopenta[<i>c</i>]pyrrol-5-yl)methyl]oxy}-6-(methyloxy)quinazolin-4-yl]oxy}phenyl)amino]carbonothioyl}-2-phenylacetamide
3	<i>N</i> -{[(4-{[6,7-bis(methyloxy)quinolin-4-yl]oxy}-3-fluorophenyl)(methyl)amino]carbonothioyl}-2-phenylacetamide
4	1-(4-{[6,7-bis(methyloxy)quinolin-4-yl]oxy}-3-fluorophenyl)imidazolidin-2-one
5	1-(4-{[6,7-bis(methyloxy)quinolin-4-yl]oxy}-3-fluorophenyl)-3-(phenylmethyl)imidazolidin-2-one
6	1-(4-{[6,7-bis(methyloxy)quinolin-4-yl]oxy}-3-fluorophenyl)-3-(phenylacetyl)imidazolidin-2-one
7	ethyl [(4-{[6,7-bis(methyloxy)quinolin-4-yl]oxy}-3-fluorophenyl)amino](oxo)acetate
8	<i>N</i> -{[(4-{[6,7-bis(methyloxy)quinazolin-4-yl]amino}-3-fluorophenyl)amino]carbonothioyl}-2-phenylacetamide
9	<i>N'</i> -(4-{[6,7-bis(methyloxy)quinolin-4-yl]oxy}-3-fluorophenyl)- <i>N</i> -methyl- <i>N</i> -(2-phenylethyl)sulfamide
10	<i>N</i> -(4-{[6,7-bis(methyloxy)quinolin-4-yl]oxy}-3-fluorophenyl)-3-(phenylmethyl)-1,2,4-oxadiazol-5-amine
11	1-(4-{[6,7-bis(methyloxy)quinolin-4-yl]oxy}-3-fluorophenyl)piperidin-2-one
12	<i>N</i> -(4-{[6,7-bis(methyloxy)quinolin-4-yl]oxy}-3-fluorophenyl)- <i>N'</i> -(phenylmethyl)ethanediamide
13	<i>N</i> -(4-{[6,7-bis(methyloxy)quinolin-4-yl]oxy}-3-fluorophenyl)-4-phenyl-1,3-thiazol-2-amine
14	<i>N</i> -(4-{[6,7-bis(methyloxy)quinolin-4-yl]oxy}-3-fluorophenyl)- <i>N'</i> -(2-phenylethyl)ethanediamide
15	<i>N</i> -(4-{[6,7-bis(methyloxy)quinolin-4-yl]oxy}-3-fluorophenyl)-1-phenylmethanesulfonamide
16	<i>N</i> -(4-{[6,7-bis(methyloxy)quinolin-4-yl]oxy}-3-fluorophenyl)-2-phenylethanesulfonamide
17	4-{[6,7-bis(methyloxy)quinolin-4-yl]oxy}-3-fluoro- <i>N</i> -(phenylmethyl)benzenesulfonamide
18	4-{[6,7-bis(methyloxy)quinolin-4-yl]oxy}-3-fluoro- <i>N</i> -methyl- <i>N</i> -(phenylmethyl)benzenesulfonamide
19	4-{[6,7-bis(methyloxy)quinolin-4-yl]oxy}-3-fluoro- <i>N</i> -(2-phenylethyl)benzenesulfonamide
20	4-{[6,7-bis(methyloxy)quinolin-4-yl]oxy}-3-fluoro- <i>N</i> -methyl- <i>N</i> -(2-phenylethyl)benzenesulfonamide
21	4-{[6,7-bis(methyloxy)quinolin-4-yl]oxy}-3-fluoro- <i>N</i> -(3-phenylpropyl)benzenesulfonamide
22	1-(4-{[6,7-bis(methyloxy)quinolin-4-yl]oxy}-3-fluorophenyl)pyrrolidin-2-one
23	4-{[6,7-bis(methyloxy)quinolin-4-yl]oxy}phenyl (phenylmethyl)carbamate
24	4-{[6,7-bis(methyloxy)quinolin-4-yl]oxy}phenyl (2-phenylethyl)carbamate
25	4-{[6,7-bis(methyloxy)quinolin-4-yl]oxy}-3-fluoro- <i>N</i> -methyl- <i>N</i> -(3-phenylpropyl)benzenesulfonamide
26	<i>N</i> -(4-{[6,7-bis(methyloxy)quinolin-4-yl]oxy}-3-fluorophenyl)- <i>N'</i> -phenylethanediamide
27	<i>N</i> -{[(3-fluoro-4-{[7-({[(2-methyloctahydrocyclopenta[<i>c</i>]pyrrol-5-yl)methyl]oxy)-6-(methyloxy)quinolin-4-yl]oxy}phenyl)amino]carbonothioyl}-2-phenylacetamide
28	<i>N</i> -[(<i>Z</i>)-{(4-{[6,7-bis(methyloxy)quinolin-4-yl]oxy}-3-fluorophenyl)amino}(imino)methyl]-2-phenylacetamide
29	4-{[6,7-bis(methyloxy)quinolin-4-yl]oxy}-3-fluoro- <i>N</i> -[2-(phenyloxy)ethyl]benzenesulfonamide
30	<i>N,N</i> -(4-{[6,7-bis(methyloxy)quinolin-4-yl]oxy}-3-fluorophenyl)-bis-(3-phenylpropane-1-sulfonamide)
31	<i>N</i> -(4-{[6,7-bis(methyloxy)quinolin-4-yl]oxy}-3-fluorophenyl)-3-phenylpropane-1-sulfonamide
32	<i>N</i> 2-[(4-{[6,7-bis(methyloxy)quinolin-4-yl]oxy}-3-fluorophenyl)sulfonyl]- <i>N</i> 1-phenylglycinamide
33	<i>N</i> -(6-{[6,7-bis(methyloxy)quinolin-4-yl]oxy}pyridin-3-yl)-2-phenylacetamide
34	<i>N</i> -{[(6-{[6,7-bis(methyloxy)quinolin-4-yl]oxy}pyridin-3-yl)amino]carbonothioyl}-2-phenylacetamide
35	6-{[6,7-bis(methyloxy)quinolin-4-yl]oxy}-1,3-benzothiazol-2-amine

(continued)

Table 3b	
Entry	Name
36	6-[[6,7-bis(methyloxy)quinolin-4-yl]oxy]-5-fluoro-1,3-benzothiazol-2-amine
37	<i>N</i> -(6-[[6,7-bis(methyloxy)quinolin-4-yl]oxy]-5-fluoro-1,3-benzothiazol-2-yl)-2-phenylacetamide
38	<i>N</i> -(4-[[6,7-bis(methyloxy)quinolin-4-yl]oxy]-3-fluorophenyl)- <i>N'</i> -(2-morpholin-4-ylethyl)ethanediamide
39	benzyl-[[4-(6,7-dimethoxy-quinolin-4-yloxy)-3-fluoro-phenylcarbamoyl]-methyl]-carbamic acid tert-butyl ester
40	<i>N</i> 1-(4-[[6,7-bis(methyloxy)quinolin-4-yl]oxy]-3-fluorophenyl)- <i>N</i> 2-(phenylmethyl)glycinamide
41	<i>N</i> 2-acetyl- <i>N</i> 1-(4-[[6,7-bis(methyloxy)quinolin-4-yl]oxy]-3-fluorophenyl)- <i>N</i> 2-(phenylmethyl)glycinamide
42	<i>N</i> -(6-[[6,7-bis(methyloxy)quinolin-4-yl]oxy]-1,3-benzothiazol-2-yl)-2-phenylacetamide
43	benzyl-[[6-(6,7-dimethoxy-quinolin-4-yloxy)-pyridin-3-ylcarbamoyl]-methyl]-carbamic acid tert-butyl ester
44	<i>N</i> 1-(6-[[6,7-bis(methyloxy)quinolin-4-yl]oxy]pyridin-3-yl)- <i>N</i> 2-(phenylmethyl)glycinamide
45	<i>N</i> 2-acetyl- <i>N</i> 1-(6-[[6,7-bis(methyloxy)quinolin-4-yl]oxy]pyridin-3-yl)- <i>N</i> 2-(phenylmethyl)glycinamide
46	<i>N</i> -(6-[[6,7-bis(methyloxy)quinolin-4-yl]oxy]pyridin-3-yl)-3-phenylpropanamide
47	<i>N</i> -(6-[[6,7-bis(methyloxy)quinolin-4-yl]oxy]pyridin-3-yl)-4-phenylbutanamide
48	<i>N</i> 1-(6-[[6,7-bis(methyloxy)quinolin-4-yl]oxy]pyridin-3-yl)- <i>N</i> 2-methyl- <i>N</i> 2-(phenylmethyl)glycinamide
49	<i>N</i> -(4-[[6,7-bis(methyloxy)quinolin-4-yl]oxy]-3-fluorophenyl)- <i>N'</i> -(2-[4-(methyloxy)phenyl]ethyl)ethanediamide
50	<i>N</i> 1-(4-[[6,7-bis(methyloxy)quinolin-4-yl]oxy]-3-fluorophenyl)- <i>N</i> 2-methyl- <i>N</i> 2-(phenylmethyl)glycinamide
51	4-[(2-amino-1,3-benzothiazol-6-yl)oxy]-6,7-bis(methyloxy)-1-(2-oxo-2-phenylethyl)quinolinium
52	<i>N</i> -[[4-[[6,7-bis(methyloxy)quinolin-4-yl]amino]phenyl]amino]carbonothioyl]-2-phenylacetamide
53	<i>N</i> -(6-[[6,7-bis(methyloxy)quinolin-4-yl]oxy]-5-fluoro-1,3-benzothiazol-2-yl)-3-phenylpropanamide
54	<i>N</i> -[[6-[[6,7-bis(methyloxy)quinolin-4-yl]oxy]-5-chloropyridin-3-yl]amino]carbonothioyl]-2-phenylacetamide
55	<i>N</i> -(4-[[6,7-bis(methyloxy)quinolin-4-yl]oxy]-3-fluorophenyl)- <i>N'</i> -(2,3-dihydro-1 <i>H</i> -inden-1-yl)ethanediamide
56	<i>N</i> -(4-[[6,7-bis(methyloxy)quinolin-4-yl]oxy]-3-fluorophenyl)- <i>N'</i> -(2,3-dihydro-1 <i>H</i> -inden-2-yl)ethanediamide
57	<i>N</i> -(4-[[6,7-bis(methyloxy)quinolin-4-yl]oxy]-3-fluorophenyl)- <i>N'</i> -(1,2,3,4-tetrahydronaphthalen-1-yl)ethanediamide
58	<i>N'</i> -(4-[[6,7-bis(methyloxy)quinolin-4-yl]oxy]-3-fluorophenyl)- <i>N</i> -(2-phenylethyl)- <i>N</i> -(phenylmethyl)sulfamide
59	<i>N</i> 1-(4-[[6,7-bis(methyloxy)quinolin-4-yl]oxy]-3-fluorophenyl)- <i>N</i> 2-(trifluoroacetyl)glycinamide
60	<i>N</i> -[[4-(6,7-dimethoxy-quinolin-4-yloxy)-3-fluoro-phenylcarbamoyl]-methyl]-benzamide
61	<i>N</i> -(6-[[6,7-bis(methyloxy)quinolin-4-yl]oxy]pyridin-3-yl)- <i>N'</i> -(4-fluorophenyl)propanediamide
62	<i>N</i> -(4-[[6,7-bis(methyloxy)quinolin-4-yl]oxy]-3-fluorophenyl)- <i>N'</i> -[(2 <i>S</i>)-1,2,3,4-tetrahydronaphthalen-2-yl]ethanediamide
63	<i>N</i> -(4-[[6,7-bis(methyloxy)quinolin-4-yl]oxy]-3-fluorophenyl)- <i>N'</i> -[2-(4-methylphenyl)ethyl]ethanediamide
64	<i>N</i> -(4-[[6,7-bis(methyloxy)quinolin-4-yl]oxy]-3-fluorophenyl)- <i>N'</i> -(2-phenylpropyl)ethanediamide
65	<i>N</i> -(4-[[6,7-bis(methyloxy)quinolin-4-yl]oxy]-3-fluorophenyl)- <i>N'</i> -[2-(4-chlorophenyl)ethyl]ethanediamide
66	<i>N</i> -(4-[[6,7-bis(methyloxy)quinolin-4-yl]oxy]-3-fluorophenyl)- <i>N,N'</i> -bis(phenylmethyl)sulfamide
67	<i>N</i> -(4-[[6,7-bis(methyloxy)quinolin-4-yl]oxy]-3-fluorophenyl)- <i>N,N'</i> -bis(2-phenylethyl)sulfamide
68	ethyl [(6-[[6,7-bis(methyloxy)quinolin-4-yl]oxy]-5-chloropyridin-3-yl)amino](oxo)acetate
69	<i>N</i> -(6-[[6,7-bis(methyloxy)quinolin-4-yl]oxy]-5-chloropyridin-3-yl)- <i>N'</i> -(2-phenylethyl)ethanediamide

(continued)

Table 3b	
Entry	Name
70	<i>N</i> -(6-([6,7-bis(methyloxy)quinolin-4-yl]oxy)-5-chloropyridin-3-yl)- <i>N'</i> -(4-fluorophenyl)propanediamide
71	<i>N</i> -(4-([6,7-bis(methyloxy)quinolin-4-yl]oxy)-3-fluorophenyl)- <i>N'</i> -(1,2,3,4-tetrahydronaphthalen-2-yl)ethanediamide
72	<i>N</i> -(4-([6,7-bis(methyloxy)quinolin-4-yl]oxy)-3-fluorophenyl)- <i>N'</i> -[2-(1-methylpyrrolidin-2-yl)ethyl]ethanediamide
73	<i>N</i> -(4-([6,7-bis(methyloxy)quinolin-4-yl]oxy)-3-fluorophenyl)- <i>N'</i> -[2-(phenyloxy)ethyl]ethanediamide
74	<i>N</i> -(4-([6,7-bis(methyloxy)quinolin-4-yl]oxy)-3-fluorophenyl)- <i>N'</i> -[2-hydroxy-1-(phenylmethyl)ethyl]urea
75	1-(4-([6,7-bis(methyloxy)quinolin-4-yl]oxy)-3-fluorophenyl)-3-[(4-methylphenyl)sulfonyl]-4-(phenylmethyl)imidazolidin-2-one
76	<i>N'</i> -(4-([6,7-bis(methyloxy)quinolin-4-yl]oxy)-3-fluorophenyl)- <i>N</i> -methyl- <i>N</i> -(2-phenylethyl)ethanediamide
77	<i>N</i> -(4-([6,7-bis(methyloxy)quinolin-4-yl]oxy)-3-fluorophenyl)- <i>N'</i> -[3-(trifluoromethyl)phenyl]methyl]ethanediamide
78	<i>N</i> -(4-([6,7-bis(methyloxy)quinolin-4-yl]oxy)-3-fluorophenyl)- <i>N'</i> -[2-[3-(trifluoromethyl)phenyl]ethyl]ethanediamide
79	<i>N</i> -(6-([6,7-bis(methyloxy)quinolin-4-yl]oxy)-5-chloropyridin-3-yl)-3-oxo-4-phenylbutanamide
80	<i>N</i> -(6-([6,7-bis(methyloxy)quinolin-4-yl]oxy)-5-chloropyridin-3-yl)-2-[3-(trifluoromethyl)phenyl]acetamide
81	6-([6,7-bis(methyloxy)quinolin-4-yl]oxy)-5-fluoro- <i>N</i> -[2-(phenyloxy)ethyl]-1,3-benzothiazol-2-amine
82	6-([6,7-bis(methyloxy)quinolin-4-yl]oxy)-5-fluoro- <i>N</i> -(2-piperidin-1-ylethyl)-1,3-benzothiazol-2-amine
83	6-([6,7-bis(methyloxy)quinolin-4-yl]oxy)-5-fluoro- <i>N</i> -methyl- <i>N</i> -(2-phenylethyl)-1,3-benzothiazol-2-amine
84	6-([6,7-bis(methyloxy)quinolin-4-yl]oxy)-5-fluoro- <i>N</i> -(2-pyrrolidin-1-ylethyl)-1,3-benzothiazol-2-amine
85	6-([6,7-bis(methyloxy)quinolin-4-yl]oxy)-5-fluoro- <i>N</i> -[3-(trifluoromethyl)phenyl]methyl]-1,3-benzothiazol-2-amine
86	6-([6,7-bis(methyloxy)quinolin-4-yl]oxy)-5-fluoro- <i>N</i> -[2-[3-(trifluoromethyl)phenyl]ethyl]-1,3-benzothiazol-2-amine
87	<i>N</i> -(6-([6,7-bis(methyloxy)quinolin-4-yl]oxy)-5-chloropyridin-3-yl)- <i>N'</i> -[3-(trifluoromethyl)phenyl]propanediamide
88	<i>N</i> -(6-([6,7-bis(methyloxy)quinolin-4-yl]oxy)-5-fluoro-1,3-benzothiazol-2-yl)-2-[3-(trifluoromethyl)phenyl]acetamide
89	<i>N</i> 1-(4-([6,7-bis(methyloxy)quinolin-4-yl]oxy)-3-fluorophenyl)- <i>N</i> 2-[3-(trifluoromethyl)phenyl]methyl]glycinamide
90	<i>N</i> 1-(4-([6,7-bis(methyloxy)quinolin-4-yl]oxy)-3-fluorophenyl)- <i>N</i> 2-(2-phenylethyl)glycinamide
91	<i>N</i> 1-(4-([6,7-bis(methyloxy)quinolin-4-yl]oxy)-3-fluorophenyl)- <i>N</i> 2-[2-[3-(trifluoromethyl)phenyl]ethyl]glycinamide
92	benzyl-[[5-chloro-6-(6,7-dimethoxy-quinolin-4-yloxy)-pyridin-3-ylcarbamoyl]-methyl]-carbamic acid tert-butyl ester
93	<i>N</i> 1-(6-([6,7-bis(methyloxy)quinolin-4-yl]oxy)-5-chloropyridin-3-yl)- <i>N</i> 2-(phenylmethyl)glycinamide
94	<i>N</i> -(6-([6,7-bis(methyloxy)quinolin-4-yl]oxy)-5-fluoro-1,3-benzothiazol-2-yl)-2-[3,5-bis(trifluoromethyl)phenyl]acetamide
95	<i>N</i> -(6-([6,7-bis(methyloxy)quinolin-4-yl]oxy)-5-fluoro-1,3-benzothiazol-2-yl)-2-[2-chloro-5-(trifluoromethyl)phenyl]acetamide

(continued)

Table 3b	
Entry	Name
96	<i>N</i> -(3-fluoro-4-[(6-(methyloxy)-7-[(1-methylpiperidin-4-yl)methyl]oxy)quinolin-4-yl]oxy)phenyl)- <i>N'</i> -(2-phenylethyl)ethanediamide
97	<i>N</i> -(4-[[6,7-bis(methyloxy)quinolin-4-yl]oxy]-3-fluorophenyl)- <i>N'</i> -(1,2,3,4-tetrahydroisoquinolin-1-ylmethyl)ethanediamide
98	<i>N</i> -(4-[[6,7-bis(methyloxy)quinolin-4-yl]oxy]-3-fluorophenyl)- <i>N'</i> -[(2-methyl-1,2,3,4-tetrahydroisoquinolin-1-yl)methyl]ethanediamide
99	<i>N</i> 1-(4-[[6,7-bis(methyloxy)quinolin-4-yl]oxy]-3-fluorophenyl)- <i>N</i> 2-methyl- <i>N</i> 2-[[3-(trifluoromethyl)phenyl]methyl]glycinamide
100	<i>N</i> 1-(4-[[6,7-bis(methyloxy)quinolin-4-yl]oxy]-3-fluorophenyl)- <i>N</i> 2-methyl- <i>N</i> 2-{2-[3-(trifluoromethyl)phenyl]ethyl}glycinamide
101	<i>N</i> 1-(4-[[6,7-bis(methyloxy)quinolin-4-yl]oxy]-3-fluorophenyl)- <i>N</i> 2-methyl- <i>N</i> 2-(2-phenylethyl)glycinamide
102	1-(4-[[6,7-bis(methyloxy)quinolin-4-yl]oxy]-3-fluorophenyl)-4-(phenylmethyl)imidazolidin-2-one
103	<i>N</i> -(6-[[6,7-bis(methyloxy)quinolin-4-yl]oxy]pyridazin-3-yl)- <i>N'</i> -(4-fluorophenyl)propanediamide
104	<i>N</i> -(6-[[6,7-bis(methyloxy)quinolin-4-yl]oxy]-5-chloropyridin-3-yl)- <i>N'</i> -(2-chlorophenyl)propanediamide
105	<i>N</i> -(6-[[6,7-bis(methyloxy)quinolin-4-yl]oxy]-5-chloropyridin-3-yl)- <i>N'</i> -(3-chlorophenyl)propanediamide
106	<i>N</i> 1-(6-[[6,7-bis(methyloxy)quinolin-4-yl]oxy]-5-chloropyridin-3-yl)- <i>N</i> 2-methyl- <i>N</i> 2-(phenylmethyl)glycinamide
107	<i>N</i> -(6-[[6,7-bis(methyloxy)quinolin-4-yl]oxy]-5-chloropyridin-3-yl)- <i>N'</i> -(4-chlorophenyl)propanediamide
108	(2 <i>E</i>)- <i>N</i> -(4-[[6,7-bis(methyloxy)quinolin-4-yl]oxy]phenyl)-2-[(methyloxy)imino]propanamide
109	(2 <i>E</i>)- <i>N</i> -(4-[[6,7-bis(methyloxy)quinolin-4-yl]oxy]phenyl)-2-[(ethyloxy)imino]propanamide
110	(2 <i>E</i>)- <i>N</i> -(4-[[6,7-bis(methyloxy)quinolin-4-yl]oxy]phenyl)-2-[(phenylmethyl)oxy]imino]propanamide
111	<i>N</i> -(4-[[6,7-bis(methyloxy)quinolin-4-yl]oxy]phenyl)-1-(phenylmethyl)prolinamide
112	1-(4-[[6,7-bis(methyloxy)quinolin-4-yl]oxy]phenyl)-3-[(4-methylphenyl)sulfonyl]-4-(phenylmethyl)imidazolidin-2-one
113	1-(4-[[6,7-bis(methyloxy)quinolin-4-yl]oxy]phenyl)-4-(phenylmethyl)imidazolidin-2-one
114	<i>N</i> -(4-[[6,7-bis(methyloxy)quinolin-4-yl]oxy]phenyl)-4-(phenylmethyl)-4,5-dihydro-1,3-oxazol-2-amine
115	6,7-bis(methyloxy)-4-({4-[4-(phenylmethyl)piperazin-1-yl]phenyl}oxy)quinoline
116	1-(4-[[6,7-bis(methyloxy)quinolin-4-yl]oxy]phenyl)-4-(phenylmethyl)piperazin-2-one
117	<i>N</i> 1-(4-[[6,7-bis(methyloxy)quinolin-4-yl]oxy]phenyl)- <i>N</i> 2-(phenylmethyl)alaninamide
118	<i>N</i> 1-(4-[[6,7-bis(methyloxy)quinolin-4-yl]oxy]phenyl)- <i>N</i> 2-methyl- <i>N</i> 2-(phenylmethyl)alaninamide
119	<i>N</i> 1-(4-[[6,7-bis(methyloxy)quinolin-4-yl]oxy]phenyl)- <i>N</i> 2-(phenylmethyl)leucinamide
120	<i>N</i> 1-(4-[[6,7-bis(methyloxy)quinolin-4-yl]oxy]phenyl)- <i>N</i> 2-methyl- <i>N</i> 2-(phenylmethyl)leucinamide
121	<i>N</i> 1-(4-[[6,7-bis(methyloxy)quinolin-4-yl]oxy]phenyl)- <i>N</i> 2-(phenylmethyl)valinamide
122	4-(6,7-dimethoxy-quinolin-4-ylamino)- <i>N</i> -(3-phenyl-propyl)-benzamide
123	4-benzyl-1-[4-(6,7-dimethoxy-quinolin-4-yloxy)-phenyl]-tetrahydropyrimidin-2-one
124	<i>N</i> -(3-Fluoro-4-[6-methoxy-7-(piperidin-4-ylmethoxy)-quinolin-4-yloxy]-phenyl)- <i>N'</i> -phenethyl-oxalamide
125	2-(Benzyl-methyl-amino)- <i>N</i> -[4-(6,7-dimethoxy-quinolin-4-yloxy)-phenyl]-3-methyl-butyramide (note: Alphabetic order of prefixes ignored while selecting parent chain)
126	<i>N</i> -(4-(6,7-Dimethoxy-quinolin-4-yloxy)-phenyl)-2-phenoxyiminopropionamide

(continued)

Table 3b	
Entry	Name
127	2-Benzoyloxyimino- <i>N</i> -[4-(6,7-dimethoxy-quinolin-4-yloxy)-phenyl]-2-phenyl-acetamide
128	4-[4-(4-Benzyl-piperidin-1-yl)-phenoxy]-6,7-dimethoxy-quinoline
129	<i>N</i> -[4-(6,7-Dimethoxy-quinolin-4-yloxy)-3-fluoro-phenyl]- <i>N'</i> -(2-isopropyl-1,2,3,4-tetrahydro-isoquinolin-1-ylmethyl)-oxalamide
130	<i>N</i> -[4-(6,7-Dimethoxy-quinolin-4-yloxy)-3-fluoro-phenyl]- <i>N'</i> -(2-ethyl-1,2,3,4-tetrahydro-isoquinolin-1-ylmethyl)-oxalamide
131	4-(4-{3-Chloro-5-[2-(4-fluoro-phenylcarbamoyl)-acetylamino]-pyridin-2-yloxy}-6-methoxy-quinolin-7-yloxymethyl)-piperidine-1-carboxylic acid tert-butyl ester
132	<i>N</i> -[5-Chloro-6-[6-methoxy-7-(piperidin-4-ylmethoxy)-quinolin-4-yloxy]-pyridin-3-yl]- <i>N'</i> -(4-fluoro-phenyl)-malonamide
133	<i>N</i> -[5-Chloro-6-[6-methoxy-7-(1-methyl-piperidin-4-ylmethoxy)-quinolin-4-yloxy]-pyridin-3-yl]- <i>N'</i> -(4-fluoro-phenyl)-malonamide
134	<i>N</i> -[4-[7-(3-Diethylamino-propoxy)-6-methoxy-quinolin-4-yloxy]-3-fluorophenyl]- <i>N'</i> -phenethyl-oxalamide
135	<i>N</i> -[3-Fluoro-4-[6-methoxy-7-(3-morpholin-4-yl-propoxy)-quinolin-4-yloxy]-phenyl]- <i>N'</i> -phenethyl-oxalamide
136	<i>N</i> -[3-Fluoro-4-[6-methoxy-7-(3-piperidin-1-yl-propoxy)-quinolin-4-yloxy]-phenyl]- <i>N'</i> -phenethyl-oxalamide
137	<i>N</i> -[4-[7-(2-Diethylamino-ethoxy)-6-methoxy-quinolin-4-yloxy]-3-fluorophenyl]- <i>N'</i> -phenethyl-oxalamide
138	<i>N</i> -[3-Fluoro-4-[6-methoxy-7-(1-methyl-piperidin-4-ylmethoxy)-quinolin-4-yloxy]-phenyl]- <i>N'</i> -methyl- <i>N'</i> -phenethyl-oxalamide
139	<i>N</i> -[3-Fluoro-4-[6-methoxy-7-(2-methyl-octahydro-cyclopenta[c]pyrrol-5-ylmethoxy)-quinolin-4-yloxy]-phenyl]- <i>N'</i> -phenethyl-oxalamide
140	<i>N</i> -[3-Fluoro-4-[6-methoxy-7-(2-methyl-octahydro-cyclopenta[c]pyrrol-5-ylmethoxy)-quinazolin-4-yloxy]-phenyl]- <i>N'</i> -phenethyl-oxalamide
141	2-(3,4-Dihydro-1 <i>H</i> -isoquinolin-2-yl)- <i>N</i> -[3-fluoro-4-[6-methoxy-7-(1-methyl-piperidin-4-ylmethoxy)-quinolin-4-yloxy]-phenyl]-2-oxo-acetamide
142	<i>N</i> -[3-Fluoro-4-[6-methoxy-7-(piperidin-4-ylmethoxy)-quinolin-4-yloxy]-phenyl]-2-oxo-2-(3-phenyl-pyrrolidin-1-yl)-acetamide
143	<i>N</i> -[3-Fluoro-4-[6-methoxy-7-(piperidin-4-ylmethoxy)-quinolin-4-yloxy]-phenyl]-2-oxo-2-(2-phenyl-morpholin-4-yl)-acetamide
144	<i>N</i> -(2-Dimethylamino-2-phenyl-ethyl)- <i>N'</i> -[3-fluoro-4-[6-methoxy-7-(piperidin-4-ylmethoxy)-quinolin-4-yloxy]-phenyl]-oxalamide
145	<i>N</i> -[3-Fluoro-4-[6-methoxy-7-(piperidin-4-ylmethoxy)-quinolin-4-yloxy]-phenyl]- <i>N'</i> -(2-oxo-2-phenyl-ethyl)-oxalamide
146	<i>N</i> -[5-Chloro-6-(6,7-dimethoxy-quinolin-4-yloxy)-pyridin-3-yl]-2,2-difluoro- <i>N'</i> -(4-fluoro-phenyl)-malonamide
147	<i>N</i> -Benzyl- <i>N'</i> -[3-fluoro-4-[6-methoxy-7-(1-methyl-piperidin-4-ylmethoxy)-quinolin-4-yloxy]-phenyl]-oxalamide
148	<i>N</i> -[3-Fluoro-4-[6-methoxy-7-(piperidin-4-ylmethoxy)-quinolin-4-yloxy]-phenyl]- <i>N'</i> -[2-(2-fluoro-phenyl)-ethyl]-oxalamide
149	<i>N</i> -[2-(3-Chloro-phenyl)-ethyl]- <i>N'</i> -[3-fluoro-4-[6-methoxy-7-(piperidin-4-ylmethoxy)-quinolin-4-yloxy]-phenyl]-oxalamide
150	<i>N</i> -[3-Fluoro-4-[6-methoxy-7-(piperidin-4-ylmethoxy)-quinolin-4-yloxy]-phenyl]- <i>N'</i> -[2-(2-methoxy-phenyl)-ethyl]-oxalamide

(continued)

Table 3b	
Entry	Name
151	<i>N</i> -(3-Fluoro-4-[6-methoxy-7-(piperidin-4-ylmethoxy)-quinolin-4-yloxy]-phenyl)- <i>N'</i> -(2-pyridin-3-yl-ethyl)-oxalamide
152	<i>N</i> -Benzyl- <i>N'</i> -(3-fluoro-4-[6-methoxy-7-(piperidin-4-ylmethoxy)-quinolin-4-yloxy]-phenyl)-oxalamide
153	<i>N</i> -[2-(2,5-Dimethoxy-phenyl)-ethyl]- <i>N'</i> -(3-fluoro-4-[6-methoxy-7-(piperidin-4-ylmethoxy)-quinolin-4-yloxy]-phenyl)-oxalamide
154	<i>N</i> -(3-Fluoro-4-[6-methoxy-7-(piperidin-4-ylmethoxy)-quinolin-4-yloxy]-phenyl)- <i>N'</i> -[2-(2-trifluoromethyl-phenyl)-ethyl]-oxalamide
155	<i>N</i> -[2-(2-Ethoxy-phenyl)-ethyl]- <i>N'</i> -(3-fluoro-4-[6-methoxy-7-(piperidin-4-ylmethoxy)-quinolin-4-yloxy]-phenyl)-oxalamide
156	<i>N</i> -[2-(2,4-Dimethyl-phenyl)-ethyl]- <i>N'</i> -(3-fluoro-4-[6-methoxy-7-(piperidin-4-ylmethoxy)-quinolin-4-yloxy]-phenyl)-oxalamide
157	<i>N</i> -(3-Fluoro-4-[6-methoxy-7-(piperidin-4-ylmethoxy)-quinolin-4-yloxy]-phenyl)- <i>N'</i> -(1 <i>S</i> -phenyl-2- <i>p</i> -tolyl-ethyl)-oxalamide
158	<i>N</i> -[2-(4-Chloro-phenyl)-ethyl]- <i>N'</i> -(3-fluoro-4-[6-methoxy-7-(piperidin-4-ylmethoxy)-quinolin-4-yloxy]-phenyl)-oxalamide
159	<i>N</i> -(3-Fluoro-4-[6-methoxy-7-(1-methyl-piperidin-4-ylmethoxy)-quinolin-4-yloxy]-phenyl)-oxalamic acid
160	<i>N</i> -(3-Fluoro-4-[6-methoxy-7-(piperidin-4-ylmethoxy)-quinolin-4-yloxy]-phenyl)- <i>N'</i> -[2-(3-fluoro-phenyl)-ethyl]-oxalamide
161	<i>N</i> -[2-(2-Chloro-phenyl)-ethyl]- <i>N'</i> -(3-fluoro-4-[6-methoxy-7-(piperidin-4-ylmethoxy)-quinolin-4-yloxy]-phenyl)-oxalamide
162	<i>N</i> -(3-Fluoro-4-[6-methoxy-7-(piperidin-4-ylmethoxy)-quinolin-4-yloxy]-phenyl)- <i>N'</i> -[2-(3-methoxy-phenyl)-ethyl]-oxalamide
163	<i>N</i> -(1,2-Diphenyl-ethyl)- <i>N'</i> -(3-fluoro-4-[6-methoxy-7-(piperidin-4-ylmethoxy)-quinolin-4-yloxy]-phenyl)-oxalamide
164	<i>N</i> -[2-(2,4-Dichloro-phenyl)-ethyl]- <i>N'</i> -(3-fluoro-4-[6-methoxy-7-(piperidin-4-ylmethoxy)-quinolin-4-yloxy]-phenyl)-oxalamide
165	<i>N</i> -[2-(3,4-Dimethoxy-phenyl)-ethyl]- <i>N'</i> -(3-fluoro-4-[6-methoxy-7-(piperidin-4-ylmethoxy)-quinolin-4-yloxy]-phenyl)-oxalamide
166	<i>N</i> -[2-(4-Ethyl-phenyl)-ethyl]- <i>N'</i> -(3-fluoro-4-[6-methoxy-7-(piperidin-4-ylmethoxy)-quinolin-4-yloxy]-phenyl)-oxalamide
167	<i>N</i> -[2-(4-Ethoxy-phenyl)-ethyl]- <i>N'</i> -(3-fluoro-4-[6-methoxy-7-(piperidin-4-ylmethoxy)-quinolin-4-yloxy]-phenyl)-oxalamide
168	<i>N</i> -[2-(4-Ethoxy-3-methoxy-phenyl)-ethyl]- <i>N'</i> -(3-fluoro-4-[6-methoxy-7-(piperidin-4-ylmethoxy)-quinolin-4-yloxy]-phenyl)-oxalamide
169	<i>N</i> -(3-Fluoro-4-[6-methoxy-7-(piperidin-4-ylmethoxy)-quinolin-4-yloxy]-phenyl)- <i>N'</i> -[2-(4-phenoxy-phenyl)-ethyl]-oxalamide
170	<i>N</i> -[2-(3-Ethoxy-4-methoxy-phenyl)-ethyl]- <i>N'</i> -(3-fluoro-4-[6-methoxy-7-(piperidin-4-ylmethoxy)-quinolin-4-yloxy]-phenyl)-oxalamide
171	<i>N</i> -(3-Fluoro-4-[6-methoxy-7-(piperidin-4-ylmethoxy)-quinolin-4-yloxy]-phenyl)- <i>N'</i> -(2-pyridin-2-yl-ethyl)-oxalamide
172	<i>N</i> -(3-Fluoro-4-[6-methoxy-7-(piperidin-4-ylmethoxy)-quinolin-4-yloxy]-phenyl)- <i>N'</i> -(2-pyridin-4-yl-ethyl)-oxalamide

(continued)

Table 3b	
Entry	Name
173	<i>N</i> -{3-Fluoro-4-[6-methoxy-7-(piperidin-4-ylmethoxy)-quinolin-4-yloxy]-phenyl}- <i>N'</i> -[2-(4-fluoro-phenyl)-ethyl]-oxalamide
174	<i>N</i> -[2-(2-Bromo-phenyl)-ethyl]- <i>N'</i> -{3-fluoro-4-[6-methoxy-7-(piperidin-4-ylmethoxy)-quinolin-4-yloxy]-phenyl}-oxalamide
175	<i>N</i> -[2-(2-Chloro-6-fluoro-phenyl)-ethyl]- <i>N'</i> -{3-fluoro-4-[6-methoxy-7-(piperidin-4-ylmethoxy)-quinolin-4-yloxy]-phenyl}-oxalamide
176	<i>N</i> -{3-Fluoro-4-[6-methoxy-7-(piperidin-4-ylmethoxy)-quinolin-4-yloxy]-phenyl}- <i>N'</i> -(2 <i>R</i> -phenyl-propyl)-oxalamide
177	<i>N</i> -{3-Fluoro-4-[6-methoxy-7-(piperidin-4-ylmethoxy)-quinolin-4-yloxy]-phenyl}- <i>N'</i> -indan-1-yl-oxalamide
178	<i>N</i> -{3-Fluoro-4-[6-methoxy-7-(1-methyl-piperidin-4-ylmethoxy)-quinolin-4-yloxy]-phenyl}- <i>N'</i> -isobutyl-oxalamide
179	<i>N</i> -{3-Fluoro-4-[6-methoxy-7-(1-methyl-piperidin-4-ylmethoxy)-quinolin-4-yloxy]-phenyl}- <i>N'</i> -(3-methyl-butyl)-oxalamide
180	<i>N</i> -{3-Fluoro-4-[6-methoxy-7-(1-methyl-piperidin-4-ylmethoxy)-quinolin-4-yloxy]-phenyl}- <i>N'</i> -(2 <i>R</i> -phenyl-propyl)-oxalamide
181	<i>N</i> -{3-Fluoro-4-[6-methoxy-7-(1-methyl-piperidin-4-ylmethoxy)-quinolin-4-yloxy]-phenyl}- <i>N'</i> -(2-phenyl-propyl)-oxalamide
182	<i>N</i> -{3-Fluoro-4-[6-methoxy-7-(1-methyl-piperidin-4-ylmethoxy)-quinolin-4-yloxy]-phenyl}- <i>N'</i> -indan-2-yl-oxalamide
183	<i>N</i> -{3-Fluoro-4-[6-methoxy-7-(piperidin-4-ylmethoxy)-quinolin-4-yloxy]-phenyl}- <i>N'</i> -(1 <i>R</i> -phenyl-ethyl)-oxalamide
184	<i>N</i> -{3-Fluoro-4-[6-methoxy-7-(piperidin-4-ylmethoxy)-quinolin-4-yloxy]-phenyl}- <i>N'</i> -(1 <i>S</i> -phenyl-ethyl)-oxalamide
185	<i>N</i> -[2-(3-Bromo-phenyl)-ethyl]- <i>N'</i> -{3-fluoro-4-[6-methoxy-7-(piperidin-4-ylmethoxy)-quinolin-4-yloxy]-phenyl}-oxalamide
186	<i>N</i> -[2-(2,6-Dichloro-phenyl)-ethyl]- <i>N'</i> -{3-fluoro-4-[6-methoxy-7-(piperidin-4-ylmethoxy)-quinolin-4-yloxy]-phenyl}-oxalamide
187	<i>N</i> -[2-(2,4-Dichloro-phenyl)-ethyl]- <i>N'</i> -{3-fluoro-4-[6-methoxy-7-(piperidin-4-ylmethoxy)-quinolin-4-yloxy]-phenyl}-oxalamide
188	<i>N</i> -(2-Benzo[1,3]dioxol-5-yl-ethyl)- <i>N'</i> -{3-fluoro-4-[6-methoxy-7-(piperidin-4-ylmethoxy)-quinolin-4-yloxy]-phenyl}-oxalamide
189	<i>N</i> -[2-(3-Bromo-4-methoxy-phenyl)-ethyl]- <i>N'</i> -{3-fluoro-4-[6-methoxy-7-(piperidin-4-ylmethoxy)-quinolin-4-yloxy]-phenyl}-oxalamide
190	<i>N</i> -[2-(3,5-Dimethoxy-phenyl)-ethyl]- <i>N'</i> -{3-fluoro-4-[6-methoxy-7-(piperidin-4-ylmethoxy)-quinolin-4-yloxy]-phenyl}-oxalamide
191	<i>N</i> -{3-Fluoro-4-[6-methoxy-7-(piperidin-4-ylmethoxy)-quinolin-4-yloxy]-phenyl}- <i>N'</i> -(2- <i>o</i> -tolyl-ethyl)-oxalamide
192	<i>N</i> -{3-Fluoro-4-[6-methoxy-7-(piperidin-4-ylmethoxy)-quinolin-4-yloxy]-phenyl}- <i>N'</i> -(2- <i>m</i> -tolyl-ethyl)-oxalamide
193	<i>N</i> -[2-(3-Ethoxy-phenyl)-ethyl]- <i>N'</i> -{3-fluoro-4-[6-methoxy-7-(piperidin-4-ylmethoxy)-quinolin-4-yloxy]-phenyl}-oxalamide
194	<i>N</i> -[2-(3,4-Dimethyl-phenyl)-ethyl]- <i>N'</i> -{3-fluoro-4-[6-methoxy-7-(piperidin-4-ylmethoxy)-quinolin-4-yloxy]-phenyl}-oxalamide

(continued)

Table 3b	
Entry	Name
195	<i>N</i> -[2-(2,5-Dimethyl-phenyl)-ethyl]- <i>N'</i> -{3-fluoro-4-[6-methoxy-7-(piperidin-4-ylmethoxy)-quinolin-4-yloxy]-phenyl}-oxalamide
196	<i>N</i> -[2-(3-Chloro-4-propoxy-phenyl)-ethyl]- <i>N'</i> -{3-fluoro-4-[6-methoxy-7-(piperidin-4-ylmethoxy)-quinolin-4-yloxy]-phenyl}-oxalamide
197	<i>N</i> -[2-(4-Butoxy-3-chloro-phenyl)-ethyl]- <i>N'</i> -{3-fluoro-4-[6-methoxy-7-(piperidin-4-ylmethoxy)-quinolin-4-yloxy]-phenyl}-oxalamide
198	<i>N</i> -[2-(4-tert-Butyl-phenyl)-ethyl]- <i>N'</i> -{3-fluoro-4-[6-methoxy-7-(piperidin-4-ylmethoxy)-quinolin-4-yloxy]-phenyl}-oxalamide
199	<i>N</i> -{3-Fluoro-4-[6-methoxy-7-(piperidin-4-ylmethoxy)-quinolin-4-yloxy]-phenyl}- <i>N'</i> -[2-(4-sulfamoyl-phenyl)-ethyl]-oxalamide
200	<i>N</i> -{3-Fluoro-4-[6-methoxy-7-(piperidin-4-ylmethoxy)-quinolin-4-yloxy]-phenyl}- <i>N'</i> -[2-(4-hydroxy-3-methoxy-phenyl)-ethyl]-oxalamide
201	<i>N</i> -{3-Fluoro-4-[6-methoxy-7-(piperidin-4-ylmethoxy)-quinolin-4-yloxy]-phenyl}- <i>N'</i> -[2-(3-hydroxy-4-methoxy-phenyl)-ethyl]-oxalamide
202	<i>N</i> -(2,4-Dichloro-benzyl)- <i>N'</i> -{3-fluoro-4-[6-methoxy-7-(piperidin-4-ylmethoxy)-quinolin-4-yloxy]-phenyl}-oxalamide
203	<i>N</i> -{3-Fluoro-4-[6-methoxy-7-(piperidin-4-ylmethoxy)-quinolin-4-yloxy]-phenyl}- <i>N'</i> -(4-fluoro-2-trifluoromethyl-benzyl)-oxalamide
204	<i>N</i> -{3-Fluoro-4-[6-methoxy-7-(piperidin-4-ylmethoxy)-quinolin-4-yloxy]-phenyl}- <i>N'</i> -(1-p-tolyl-ethyl)-oxalamide
205	<i>N</i> -{3-Fluoro-4-[6-methoxy-7-(piperidin-4-ylmethoxy)-quinolin-4-yloxy]-phenyl}- <i>N'</i> -(3-fluoro-4-trifluoromethyl-benzyl)-oxalamide
206	<i>N</i> -(3-Chloro-4-fluoro-benzyl)- <i>N'</i> -{3-fluoro-4-[6-methoxy-7-(piperidin-4-ylmethoxy)-quinolin-4-yloxy]-phenyl}-oxalamide
207	<i>N</i> -{3-Fluoro-4-[6-methoxy-7-(piperidin-4-ylmethoxy)-quinolin-4-yloxy]-phenyl}- <i>N'</i> -[1-(3-methoxy-phenyl)-ethyl]-oxalamide
208	<i>N</i> -{3-Fluoro-4-[6-methoxy-7-(piperidin-4-ylmethoxy)-quinolin-4-yloxy]-phenyl}- <i>N'</i> -(1-naphthalen-2-yl-ethyl)-oxalamide
209	<i>N</i> -(4-Chloro-3-trifluoromethyl-benzyl)- <i>N'</i> -{3-fluoro-4-[6-methoxy-7-(piperidin-4-ylmethoxy)-quinolin-4-yloxy]-phenyl}-oxalamide
210	<i>N</i> -{3-Fluoro-4-[6-methoxy-7-(piperidin-4-ylmethoxy)-quinolin-4-yloxy]-phenyl}- <i>N'</i> -(1-p-tolyl-ethyl)-oxalamide
211	<i>N</i> -{3-Fluoro-4-[6-methoxy-7-(piperidin-4-ylmethoxy)-quinolin-4-yloxy]-phenyl}- <i>N'</i> -(6-trifluoromethyl-pyridin-3-ylmethyl)-oxalamide
212	<i>N</i> -{3-Fluoro-4-[6-methoxy-7-(piperidin-4-ylmethoxy)-quinolin-4-yloxy]-phenyl}- <i>N'</i> -(2-methyl-benzyl)-oxalamide
213	<i>N</i> -{3-Fluoro-4-[6-methoxy-7-(piperidin-4-ylmethoxy)-quinolin-4-yloxy]-phenyl}- <i>N'</i> -(3-methyl-benzyl)-oxalamide
214	<i>N</i> -{3-Fluoro-4-[6-methoxy-7-(piperidin-4-ylmethoxy)-quinolin-4-yloxy]-phenyl}- <i>N'</i> -(4-fluoro-3-trifluoromethyl-benzyl)-oxalamide
215	<i>N</i> -(3,5-Dichloro-benzyl)- <i>N'</i> -{3-fluoro-4-[6-methoxy-7-(piperidin-4-ylmethoxy)-quinolin-4-yloxy]-phenyl}-oxalamide

(continued)

Table 3b	
Entry	Name
216	<i>N</i> -(3-Fluoro-4-[6-methoxy-7-(piperidin-4-ylmethoxy)-quinolin-4-yloxy]-phenyl)- <i>N'</i> -(1 <i>R</i> ,2,3,4-tetrahydro-naphthalen-1-yl)-oxalamide
217	<i>N</i> -(3-Fluoro-4-[6-methoxy-7-(piperidin-4-ylmethoxy)-quinolin-4-yloxy]-phenyl)- <i>N'</i> -(1 <i>S</i> ,2,3,4-tetrahydro-naphthalen-1-yl)-oxalamide
218	<i>N</i> -Cyclopentyl- <i>N'</i> -(3-fluoro-4-[6-methoxy-7-(piperidin-4-ylmethoxy)-quinolin-4-yloxy]-phenyl)-oxalamide
219	<i>N</i> -[1-(4-Bromo-phenyl)-ethyl]- <i>N'</i> -(3-fluoro-4-[6-methoxy-7-(piperidin-4-ylmethoxy)-quinolin-4-yloxy]-phenyl)-oxalamide
220	<i>N</i> -(2-Fluoro-benzyl)- <i>N'</i> -(3-fluoro-4-[6-methoxy-7-(piperidin-4-ylmethoxy)-quinolin-4-yloxy]-phenyl)-oxalamide
221	<i>N</i> -[2-(3,4-Dichloro-phenyl)-ethyl]- <i>N'</i> -(3-fluoro-4-[6-methoxy-7-(piperidin-4-ylmethoxy)-quinolin-4-yloxy]-phenyl)-oxalamide
222	<i>N</i> -(4-Fluoro-benzyl)- <i>N'</i> -(3-fluoro-4-[6-methoxy-7-(piperidin-4-ylmethoxy)-quinolin-4-yloxy]-phenyl)-oxalamide
223	<i>N</i> -(2,3-Difluoro-benzyl)- <i>N'</i> -(3-fluoro-4-[6-methoxy-7-(piperidin-4-ylmethoxy)-quinolin-4-yloxy]-phenyl)-oxalamide
224	<i>N</i> -(3-Fluoro-4-[6-methoxy-7-(piperidin-4-ylmethoxy)-quinolin-4-yloxy]-phenyl)- <i>N'</i> -(2-phenoxy-ethyl)-oxalamide
225	<i>N</i> -(2,2-Diphenyl-ethyl)- <i>N'</i> -(3-fluoro-4-[6-methoxy-7-(piperidin-4-ylmethoxy)-quinolin-4-yloxy]-phenyl)-oxalamide
226	<i>N</i> -(3-Fluoro-4-[6-methoxy-7-(piperidin-4-ylmethoxy)-quinolin-4-yloxy]-phenyl)- <i>N'</i> -(2-(4-methoxy-phenyl)-ethyl)-oxalamide
227	<i>N</i> -(3-Fluoro-4-[6-methoxy-7-(piperidin-4-ylmethoxy)-quinolin-4-yloxy]-phenyl)- <i>N'</i> -(2-phenyl-propyl)-oxalamide
228	<i>N</i> -[2-(4-Bromo-phenyl)-ethyl]- <i>N'</i> -(3-fluoro-4-[6-methoxy-7-(piperidin-4-ylmethoxy)-quinolin-4-yloxy]-phenyl)-oxalamide
229	<i>N</i> -[4-[7-(1-Ethyl-piperidin-4-ylmethoxy)-6-methoxy-quinolin-4-yloxy]-3-fluoro-phenyl]-2-oxo-2-(2-phenyl-morpholin-4-yl)-acetamide
230	<i>N</i> -(3-Fluoro-4-[6-methoxy-7-(piperidin-4-ylmethoxy)-quinolin-4-yloxy]-phenyl)- <i>N'</i> -(3-fluoro-5-trifluoromethyl-benzyl)-oxalamide
231	<i>N</i> -(3,5-Difluoro-benzyl)- <i>N'</i> -(3-fluoro-4-[6-methoxy-7-(piperidin-4-ylmethoxy)-quinolin-4-yloxy]-phenyl)-oxalamide
232	<i>N</i> -(2-Chloro-5-trifluoromethyl-benzyl)- <i>N'</i> -(3-fluoro-4-[6-methoxy-7-(piperidin-4-ylmethoxy)-quinolin-4-yloxy]-phenyl)-oxalamide
233	<i>N</i> -[4-(6,7-Dimethoxy-quinolin-4-yloxy)-3-fluoro-phenyl]- <i>N'</i> -(2-dimethylamino-2-phenyl-ethyl)-oxalamide
234	<i>N</i> -(3-Fluoro-4-[6-methoxy-7-(piperidin-4-ylmethoxy)-quinolin-4-yloxy]-phenyl)- <i>N'</i> -(4-methoxy-benzyl)-oxalamide
235	<i>N</i> -(3-Fluoro-4-[6-methoxy-7-(piperidin-4-ylmethoxy)-quinolin-4-yloxy]-phenyl)- <i>N'</i> -(4-trifluoromethyl-benzyl)-oxalamide
236	<i>N</i> -(3-Fluoro-4-[6-methoxy-7-(piperidin-4-ylmethoxy)-quinolin-4-yloxy]-phenyl)- <i>N'</i> -(3-methoxy-benzyl)-oxalamide
237	<i>N</i> -(3-Fluoro-4-[6-methoxy-7-(piperidin-4-ylmethoxy)-quinolin-4-yloxy]-phenyl)- <i>N'</i> -(3-trifluoromethyl-benzyl)-oxalamide

(continued)

Table 3b	
Entry	Name
238	<i>N</i> -(3-Fluoro-4-[6-methoxy-7-(piperidin-4-ylmethoxy)-quinolin-4-yloxy]-phenyl)- <i>N'</i> -(3-trifluoromethoxy-benzyl)-oxalamide
239	<i>N</i> -(3-Fluoro-4-[6-methoxy-7-(piperidin-4-ylmethoxy)-quinolin-4-yloxy]-phenyl)- <i>N'</i> -(2-methoxy-benzyl)-oxalamide
240	<i>N</i> -(3-Fluoro-4-[6-methoxy-7-(piperidin-4-ylmethoxy)-quinolin-4-yloxy]-phenyl)- <i>N'</i> -(2-trifluoromethyl-benzyl)-oxalamide
241	<i>N</i> -(3-Chloro-benzyl)- <i>N'</i> -(3-fluoro-4-[6-methoxy-7-(piperidin-4-ylmethoxy)-quinolin-4-yloxy]-phenyl)-oxalamide
242	<i>N</i> -(3-Fluoro-4-[6-methoxy-7-(piperidin-4-ylmethoxy)-quinolin-4-yloxy]-phenyl)- <i>N'</i> -(2-trifluoromethoxy-benzyl)-oxalamide
243	<i>N</i> -(2-Chloro-benzyl)- <i>N'</i> -(3-fluoro-4-[6-methoxy-7-(piperidin-4-ylmethoxy)-quinolin-4-yloxy]-phenyl)-oxalamide
244	<i>N</i> -(3-Fluoro-4-[6-methoxy-7-(piperidin-4-ylmethoxy)-quinolin-4-yloxy]-phenyl)- <i>N'</i> -(4-trifluoromethoxy-benzyl)-oxalamide
245	<i>N</i> -(3-Fluoro-4-[6-methoxy-7-(1-methyl-piperidin-4-ylmethoxy)-quinolin-4-yloxy]-phenyl)- <i>N'</i> -(4-methoxy-benzyl)-oxalamide
246	<i>N</i> -(3-Fluoro-4-[6-methoxy-7-(1-methyl-piperidin-4-ylmethoxy)-quinolin-4-yloxy]-phenyl)- <i>N'</i> -(4-trifluoromethyl-benzyl)-oxalamide
247	<i>N</i> -(4-[7-(Azetidin-3-ylmethoxy)-6-methoxy-quinolin-4-yloxy]-3-fluorophenyl)- <i>N'</i> -phenethyl-oxalamide
248	<i>N</i> -(3-Fluoro-4-[6-methoxy-7-(1-methyl-azetidin-3-ylmethoxy)-quinolin-4-yloxy]-phenyl)- <i>N'</i> -phenethyl-oxalamide
249	<i>N</i> -(3-Fluoro-4-[6-methoxy-7-(piperidin-4-ylmethoxy)-quinolin-4-yloxy]-phenyl)- <i>N'</i> -(2-hydroxy-2-phenyl-ethyl)-oxalamide
250	<i>N</i> -(5-Chloro-6-(6,7-dimethoxy-quinolin-4-yloxy)-pyridin-3-yl)- <i>N'</i> -(2,4-difluoro-phenyl)-malonamide
251	<i>N</i> -(5-Chloro-6-(6,7-dimethoxy-quinolin-4-yloxy)-pyridin-3-yl)- <i>N'</i> -(4-fluoro-phenyl)- <i>N'</i> -methyl-malonamide
252	<i>N</i> -(3-Fluoro-4-[6-methoxy-7-(piperidin-4-ylmethoxy)-quinolin-4-yloxy]-phenyl)- <i>N'</i> -(1 <i>R</i> -phenyl-propyl)-oxalamide
253	<i>N</i> -(3-Fluoro-4-[6-methoxy-7-(piperidin-4-ylmethoxy)-quinolin-4-yloxy]-phenyl)- <i>N'</i> -(1 <i>R</i> -phenyl-propyl)-oxalamide
254	<i>N</i> -(3,4-Difluoro-benzyl)- <i>N'</i> -(3-fluoro-4-[6-methoxy-7-(piperidin-4-ylmethoxy)-quinolin-4-yloxy]-phenyl)-oxalamide
255	<i>N</i> -(2,6-Difluoro-benzyl)- <i>N'</i> -(3-fluoro-4-[6-methoxy-7-(piperidin-4-ylmethoxy)-quinolin-4-yloxy]-phenyl)-oxalamide
256	<i>N</i> -(3-Fluoro-4-[6-methoxy-7-(1-methyl-piperidin-4-ylmethoxy)-quinolin-4-yloxy]-phenyl)- <i>N'</i> -(2-(4-fluoro-phenyl)-ethyl)-oxalamide
257	<i>N</i> -(3-Fluoro-4-[6-methoxy-7-(1-methyl-piperidin-4-ylmethoxy)-quinolin-4-yloxy]-phenyl)- <i>N'</i> -phenyl-oxalamide
258	<i>N</i> -(3-Fluoro-4-[6-methoxy-7-(piperidin-4-ylmethoxy)-quinolin-4-yloxy]-phenyl)- <i>N'</i> -(3-fluoro-phenyl)-oxalamide
259	<i>N</i> -(4-Chloro-3-fluoro-phenyl)- <i>N'</i> -(3-fluoro-4-[6-methoxy-7-(piperidin-4-ylmethoxy)-quinolin-4-yloxy]-phenyl)-oxalamide
260	<i>N</i> -(3,4-Dimethoxy-phenyl)- <i>N'</i> -(3-fluoro-4-[6-methoxy-7-(piperidin-4-ylmethoxy)-quinolin-4-yloxy]-phenyl)-oxalamide

(continued)

Table 3b	
Entry	Name
261	<i>N</i> -(3-Fluoro-4-[6-methoxy-7-(piperidin-4-ylmethoxy)-quinolin-4-yloxy]-phenyl)- <i>N'</i> -(3-methyl-butyl)-oxalamide
262	<i>N</i> -(3,3-Dimethyl-butyl)- <i>N'</i> -(3-fluoro-4-[6-methoxy-7-(piperidin-4-ylmethoxy)-quinolin-4-yloxy]-phenyl)-oxalamide
263	<i>N</i> -(5-Chloro-6-[6-methoxy-7-(3-piperidin-1-yl-propoxy)-quinolin-4-yloxy]-pyridin-3-yl)- <i>N'</i> -(4-fluoro-phenyl)-malonamide
264	<i>N</i> -(5-Chloro-6-[6-methoxy-7-(3-morpholin-4-yl-propoxy)-quinolin-4-yloxy]-pyridin-3-yl)- <i>N'</i> -(4-fluoro-phenyl)-malonamide
265	<i>N</i> -(5-Chloro-6-[7-(3-diethylamino-propoxy)-6-methoxy-quinolin-4-yloxy]-pyridin-3-yl)- <i>N'</i> -(4-fluoro-phenyl)-malonamide
266	<i>N</i> -(4-Chloro-benzyl)- <i>N'</i> -(3-fluoro-4-[6-methoxy-7-(piperidin-4-ylmethoxy)-quinolin-4-yloxy]-phenyl)-oxalamide
267	<i>N</i> -(3,5-Dimethoxy-benzyl)- <i>N'</i> -(3-fluoro-4-[6-methoxy-7-(piperidin-4-ylmethox)-quinolin-4-yloxy]-phenyl)-oxalamide
268	<i>N</i> -(4-Butyl-benzyl)- <i>N'</i> -(3-fluoro-4-[6-methoxy-7-(piperidin-4-ylmethoxy)-quinolin-4-yloxy]-phenyl)-oxalamide
269	<i>N</i> -(3-Fluoro-4-[6-methoxy-7-(piperidin-4-ylmethoxy)-quinolin-4-yloxy]-phenyl)- <i>N'</i> -(2-p-tolyl-ethyl)-oxalamide
270	<i>N</i> -(3,5-Bis-trifluoromethyl-benzyl)- <i>N'</i> -(3-fluoro-4-[6-methoxy-7-(piperidin-4-ylmethoxy)-quinolin-4-yloxy]-phenyl)-oxalamide
271	<i>N</i> -(3-Fluoro-4-[6-methoxy-7-(piperidin-4-ylmethoxy)-quinolin-4-yloxy]-phenyl)- <i>N'</i> -pyrazin-2-ylmethyl-oxalamide
272	<i>N</i> -(3-Fluoro-4-[6-methoxy-7-(piperidin-4-ylmethoxy)-quinolin-4-yloxy]-phenyl)- <i>N'</i> -pyridin-2-ylmethyl-oxalamide
273	<i>N</i> -(3-Fluoro-4-[6-methoxy-7-(piperidin-4-ylmethoxy)-quinazolin-4-yloxy]-phenyl)- <i>N'</i> -phenethyl-oxalamide
274	<i>N</i> -(3-Fluoro-4-[6-methoxy-7-(1-methyl-piperidin-4-ylmethoxy)-quinazolin-4-yloxy]-phenyl)- <i>N'</i> -phenethyl-oxalamide
275	<i>N</i> -(3-Fluoro-4-[6-methoxy-7-(piperidin-4-ylmethoxy)-quinolin-4-yloxy]-phenyl)- <i>N'</i> -(2-fluoro-3-trifluoromethyl-benzyl)-oxalamide
276	<i>N</i> -(2-(2-Bromo-6-methoxy-phenyl)-ethyl)- <i>N'</i> -(3-fluoro-4-[6-methoxy-7-(piperidin-4-ylmethoxy)-quinolin-4-yloxy]-phenyl)-oxalamide
277	<i>N</i> -(2-(3,4-Dimethoxy-phenyl)-ethyl)- <i>N'</i> -(3-fluoro-4-[6-methoxy-7-(piperidin-4-ylmethoxy)-quinolin-4-yloxy]-phenyl)- <i>N</i> -methyl-oxalamide
278	<i>N</i> -(2-(5-Bromo-2-methoxy-phenyl)-ethyl)- <i>N'</i> -(3-fluoro-4-[6-methoxy-7-(piperidin-4-ylmethoxy)-quinolin-4-yloxy]-phenyl)-oxalamide
279	<i>N</i> -(3-Fluoro-4-[6-methoxy-7-(piperidin-4-ylmethoxy)-quinolin-4-yloxy]-phenyl)- <i>N'</i> -(2-fluoro-5-trifluoromethyl-benzyl)-oxalamide
280	<i>N</i> -(3-Fluoro-4-[6-methoxy-7-(piperidin-4-ylmethoxy)-quinolin-4-yloxy]-phenyl)- <i>N'</i> -[1-(4-fluoro-phenyl)-ethyl]-oxalamide
281	<i>N</i> -(1 <i>S</i> -Benzyl-2-oxo-2-pyrrolidin-1-yl-ethyl)- <i>N'</i> -(3-fluoro-4-[6-methoxy-7-(piperidin-4-ylmethoxy)-quinolin-4-yloxy]-phenyl)-oxalamide
282	<i>N</i> -(3-Fluoro-4-[6-methoxy-7-(octahydro-cyclopenta[c]pyrrol-5-ylmethoxy)-quinazolin-4-yloxy]-phenyl)- <i>N'</i> -phenethyl-oxalamide

(continued)

Table 3b	
Entry	Name
283	<i>N</i> -[2-(4-Amino-phenyl)-ethyl]- <i>N'</i> -{3-fluoro-4-[6-methoxy-7-(piperidin-4-ylmethoxy)-quinolin-4-yloxy]-phenyl}-oxalamide
284	2-(4-Benzyl-piperidin-1-yl)- <i>N</i> -{3-fluoro-4-[6-methoxy-7-(piperidin-4-ylmethoxy)-quinolin-4-yloxy]-phenyl}-2-oxo-acetamide
285	<i>N</i> -[4-(6,7-Dimethoxy-quinolin-4-yloxy)-phenyl]- <i>N'</i> -(4-fluoro-phenyl)-malonamide
286	<i>N</i> -[5-Chloro-6-(6,7-dimethoxy-quinolin-4-yloxy)-pyridin-3-yl]- <i>N'</i> -(3-fluoro-phenyl)-malonamide
287	<i>N</i> -[5-Chloro-6-(6,7-dimethoxy-quinolin-4-yloxy)-pyridin-3-yl]- <i>N'</i> -phenyl-malonamide
288	<i>N</i> -[5-Chloro-6-(6,7-dimethoxy-quinolin-4-yloxy)-pyridin-3-yl]- <i>N'</i> -(4-fluoro-phenyl)-2,2-dimethyl-malonamide
289	<i>N</i> -Ethyl- <i>N'</i> -{3-fluoro-4-[6-methoxy-7-(piperidin-4-ylmethoxy)-quinolin-4-yloxy]-phenyl}-oxalamide
290	<i>N</i> -{3-Fluoro-4-[6-methoxy-7-(piperidin-4-ylmethoxy)-quinolin-4-yloxy]-phenyl}- <i>N'</i> -isopropyl-oxalamide
291	<i>N</i> -Butyl- <i>N'</i> -{3-fluoro-4-[6-methoxy-7-(piperidin-4-ylmethoxy)-quinolin-4-yloxy]-phenyl}-oxalamide
292	<i>N</i> -{3-Fluoro-4-[6-methoxy-7-(piperidin-4-ylmethoxy)-quinolin-4-yloxy]-phenyl}- <i>N'</i> -(2-methoxy-ethyl)-oxalamide
293	<i>N</i> -Cyclopropylmethyl- <i>N'</i> -{3-fluoro-4-[6-methoxy-7-(piperidin-4-ylmethoxy)-quinolin-4-yloxy]-phenyl}-oxalamide
294	<i>N</i> -{3-Fluoro-4-[6-methoxy-7-(piperidin-4-ylmethoxy)-quinolin-4-yloxy]-phenyl}- <i>N'</i> -(2-morpholin-4-yl-ethyl)-oxalamide
295	<i>N</i> -{3-Fluoro-4-[6-methoxy-7-(piperidin-4-ylmethoxy)-quinolin-4-yloxy]-phenyl}-2-oxo-2-pyrrolidin-1-yl-acetamide
296	<i>N</i> -Ethyl- <i>N'</i> -{3-fluoro-4-[6-methoxy-7-(piperidin-4-ylmethoxy)-quinolin-4-yloxy]-phenyl}- <i>N</i> -methyl-oxalamide

Table 3c.

Additional Representative c-MET, c-KIT, and/or Flt-3 Inhibitors

[0219] The Compounds in Table 3c can be prepared as pharmaceutically acceptable salts, solvates, hydrates, and/or isomers thereof. All such salt, solvate, hydrate, and isomer combinations of the Compounds in Table 3c can be used to practice the invention.

Table 3c	
Entry	Name
1	<i>N</i> -(6-([6,7-bis(methyloxy)quinolin-4-yl]oxy)-5-chloropyridin-3-yl)- <i>N'</i> -(4-fluorophenyl)cyclopropane-1,1-dicarboxamide
2	<i>N</i> -(6-([6,7-bis(methyloxy)quinolin-4-yl]oxy)-5-chloropyridin-3-yl)- <i>N'</i> -(4-fluorophenyl)cyclobutane-1,1-dicarboxamide
3	<i>N</i> -(6-([6,7-bis(methyloxy)quinolin-4-yl]oxy)-5-chloropyridin-3-yl)- <i>N'</i> -(phenylmethyl)cyclopropane-1,1-dicarboxamide
4	<i>N</i> -(6-([6,7-bis(methyloxy)quinolin-4-yl]oxy)-5-chloropyridin-3-yl)- <i>N'</i> -phenylcyclopropane-1,1-dicarboxamide
5	<i>N</i> -[3-fluoro-4-((6-(methyloxy)-7-((3-morpholin-4-yl)propyl)oxy)quinolin-4-yl]oxy)phenyl]- <i>N'</i> -(4-fluorophenyl)cyclopropane-1,1-dicarboxamide

(continued)

Table 3c	
Entry	Name
6	<i>N</i> -[3-fluoro-4-({6-(methyloxy)-7-[(3-piperidin-1-ylpropyl)oxy]quinolin-4-yl}oxy)phenyl]- <i>N'</i> -(4-fluorophenyl)cyclopropane-1,1-dicarboxamide
7	<i>N</i> -[3-fluoro-4-({6-(methyloxy)-7-[(3-piperidin-1-ylpropyl)oxy]quinolin-4-yl}oxy)phenyl]- <i>N'</i> -(4-fluorophenyl)cyclobutane-1,1-dicarboxamide
8	<i>N</i> -(6-{{6,7-bis(methyloxy)quinolin-4-yl}oxy}-5-chloropyridin-3-yl)- <i>N'</i> -(2-phenylethyl)cyclopropane-1,1-dicarboxamide
9	<i>N</i> -(6-{{6,7-bis(methyloxy)quinolin-4-yl}oxy}-2-methylpyridin-3-yl)- <i>N'</i> -(4-fluorophenyl)cyclopropane-1,1-dicarboxamide
10	<i>N</i> -[4-[(7-chloroquinolin-4-yl)oxy]-3-fluorophenyl]- <i>N'</i> -(4-fluorophenyl)cyclopropane-1,1-dicarboxamide
11	<i>N</i> -[4-[(7-chloroquinolin-4-yl)oxy]phenyl]- <i>N'</i> -(4-fluorophenyl)cyclopropane-1,1-dicarboxamide
12	<i>N</i> -(4-{{6,7-bis(methyloxy)quinolin-4-yl}oxy}phenyl)- <i>N'</i> -(4-fluorophenyl)cyclopropane-1,1-dicarboxamide
13	<i>N</i> -(4-{{6,7-bis(methyloxy)quinazolin-4-yl}oxy}phenyl)- <i>N'</i> -(4-fluorophenyl)cyclopropane-1,1-dicarboxamide
14	<i>N</i> -(4-{{6,7-bis(methyloxy)quinazolin-4-yl}oxy}-3-fluorophenyl)- <i>N'</i> -(4-fluorophenyl)cyclopropane-1,1-dicarboxamide
15	<i>N</i> -[3-fluoro-4-({6-(methyloxy)-7-[(3-morpholin-4-ylpropyl)oxy]quinazolin-4-yl}oxy)phenyl]- <i>N'</i> -(4-fluorophenyl)cyclopropane-1,1-dicarboxamide
16	<i>N</i> -(5-chloro-6-{{6-(methyloxy)-7-[(1-methylpiperidin-4-yl)methyl]oxy}quinolin-4-yl}oxy)pyridin-3-yl)- <i>N'</i> -(4-fluorophenyl)cyclopropane-1,1-dicarboxamide
17	<i>N</i> -(5-chloro-6-{{6-(methyloxy)-7-[(piperidin-4-yl)methyl]oxy}quinolin-4-yl}oxy)pyridin-3-yl)- <i>N'</i> -(4-fluorophenyl)cyclopropane-1,1-dicarboxamide
18	<i>N</i> -(5-chloro-6-{{6-(methyloxy)-7-[(phenylmethyl)oxy]quinolin-4-yl}oxy)pyridin-3-yl)- <i>N'</i> -(4-fluorophenyl)cyclopropane-1,1-dicarboxamide
19	<i>N</i> -(4-[[7-{{2-(diethylamino)ethyl}oxy}-6-(methyloxy)quinolin-4-yl]oxy]-3-fluorophenyl)- <i>N'</i> -(4-fluorophenyl)cyclopropane-1,1-dicarboxamide
20	<i>N</i> -(4-[[7-{{2-(diethylamino)ethyl}oxy}-6-(methyloxy)quinolin-4-yl]oxy]-3-fluorophenyl)- <i>N'</i> -(4-fluorophenyl)cyclobutane-1,1-dicarboxamide
21	<i>N</i> -(3-fluoro-4-{{6-(methyloxy)-7-[(1-methylpiperidin-4-yl)methyl]oxy}quinazolin-4-yl}oxy)phenyl)- <i>N'</i> -(4-fluorophenyl)cyclopropane-1,1-dicarboxamide
22	<i>N</i> -(4-{{6,7-bis(methyloxy)quinolin-4-yl}oxy}-2-methylphenyl)- <i>N'</i> -(4-fluorophenyl)cyclopropane-1,1-dicarboxamide
23	<i>N</i> -(4-fluorophenyl)- <i>N'</i> -[2-methyl-6-{{6-(methyloxy)-7-[(3-morpholin-4-ylpropyl)oxy]quinolin-4-yl}oxy)pyridin-3-yl]cyclopropane-1,1-dicarboxamide
24	<i>N</i> -(4-{{6,7-bis(methyloxy)quinolin-4-yl}oxy}-3-fluorophenyl)- <i>N'</i> -(4-fluorophenyl)cyclopropane-1,1-dicarboxamide
25	<i>N</i> -(6-{{6,7-bis(methyloxy)quinolin-4-yl}oxy}-5-chloro-2-methylpyridin-3-yl)- <i>N'</i> -(4-fluorophenyl)cyclopropane-1,1-dicarboxamide
26	<i>N</i> -[3-fluoro-4-({7-(methyloxy)-6-[(3-morpholin-4-ylpropyl)oxy]quinazolin-4-yl}oxy)phenyl]- <i>N'</i> -(4-fluorophenyl)cyclopropane-1,1-dicarboxamide
27	<i>N</i> -(4-{{6,7-bis(methyloxy)quinolin-4-yl}oxy}-3,5-difluorophenyl)- <i>N'</i> -(4-fluorophenyl)cyclopropane-1,1-dicarboxamide
28	<i>N</i> -(4-{{6,7-bis(methyloxy)quinolin-4-yl}oxy}-2,5-difluorophenyl)- <i>N'</i> -(4-fluorophenyl)cyclopropane-1,1-dicarboxamide

(continued)

Table 3c	
Entry	Name
29	<i>N</i> -[3-fluoro-4-({7-(methyloxy)-6-[(3-morpholin-4-ylpropyl)oxy]quinolin-4-yl}oxy)phenyl]- <i>N'</i> -(4-fluorophenyl)cyclopropane-1,1-dicarboxamide
30	<i>N</i> -[3-fluoro-4-[(6-(methyloxy)-7-(2-methyl octahydrocyclopenta[c]pyrrol-5-ylmethoxy)quinazolin-4-yl}oxy)phenyl]- <i>N'</i> -(4-fluorophenyl)cyclopropane-1,1-dicarboxamide
31	<i>N</i> -[3-fluoro-4-[(7-(methyloxy)-6-[(1-methylpiperidin-4-yl)methyl]oxy)quinazolin-4-yl}oxy]phenyl]- <i>N'</i> -(4-fluorophenyl)cyclopropane-1,1-dicarboxamide
32	<i>N</i> -[5-fluoro-2-methyl-4-({6-(methyloxy)-7-[(3-morpholin-4-ylpropyl)oxy]quinolin-4-yl}oxy)phenyl]- <i>N'</i> -(4-fluorophenyl)cyclopropane-1,1-dicarboxamide
33	<i>N</i> -(4-[[6,7-bis(methyloxy)quinolin-4-yl]oxy]-2,3,5-trifluorophenyl)- <i>N'</i> -(4-fluorophenyl)cyclopropane-1,1-dicarboxamide
34	<i>N</i> -(4-[[6,7-bis(methyloxy)quinolin-4-yl]oxy]-5-fluoro-2-methylphenyl)- <i>N'</i> -(4-fluorophenyl)cyclopropane-1,1-dicarboxamide
35	<i>N</i> -(4-[[6,7-bis(methyloxy)quinolin-4-yl]oxy]-2-chloro-5-methylphenyl)- <i>N'</i> -(4-fluorophenyl)cyclopropane-1,1-dicarboxamide
36	<i>N</i> -(3-fluoro-4-{{6-hydroxy-7-(methyloxy)quinolin-4-yl}oxy}phenyl)- <i>N'</i> -(4-fluorophenyl)cyclopropane-1,1-dicarboxamide
37	<i>N</i> -(4-fluorophenyl)- <i>N'</i> -[2-methyl-4-({6-(methyloxy)-7-[(3-morpholin-4-ylpropyl)oxy]quinolin-4-yl}oxy)phenyl]cyclopropane-1,1-dicarboxamide
38	<i>N</i> -[3-fluoro-4-({6-(methyloxy)-7-[(3-piperazin-1-ylpropyl)oxy]quinolin-4-yl}oxy)phenyl]- <i>N'</i> -(4-fluorophenyl)cyclopropane-1,1-dicarboxamide
39	<i>N</i> -[3-fluoro-4-[(6-(methyloxy)-7-{{3-(4-methylpiperazin-1-yl)propyl}oxy}quinolin-4-yl}oxy)phenyl]- <i>N'</i> -(4-fluorophenyl)cyclopropane-1,1-dicarboxamide
40	<i>N</i> -[3-fluoro-4-[(6-(methyloxy)-7-[(1-methylpiperidin-4-yl)methyl]oxy)quinolin-4-yl}oxy]phenyl]- <i>N'</i> -(4-fluorophenyl)cyclopropane-1,1-dicarboxamide
41	<i>N</i> -(4-fluorophenyl)- <i>N'</i> -[4-({6-(methyloxy)-7-[(3-morpholin-4-ylpropyl)oxy]quinolin-4-yl}oxy)phenyl]cyclopropane-1,1-dicarboxamide
42	<i>N</i> -(4-[[7-[[3-(diethylamino)propyl]oxy]-6-(methyloxy)quinolin-4-yl]oxy]-3-fluorophenyl)- <i>N'</i> -(4-fluorophenyl)cyclopropane-1,1-dicarboxamide
43	<i>N</i> -(4-[[6,7-bis(methyloxy)quinolin-4-yl]oxy]-2-chloro-5-fluorophenyl)- <i>N'</i> -(4-fluorophenyl)cyclopropane-1,1-dicarboxamide
44	<i>N</i> -(4-[[6,7-bis(methyloxy)-2-(methylthio)quinolin-4-yl]oxy]-3-fluorophenyl)- <i>N'</i> -(4-fluorophenyl)cyclopropane-1,1-dicarboxamide
45	<i>N</i> -(4-fluorophenyl)- <i>N'</i> -(4-[[2-methyl-6,7-bis(methyloxy)quinazolin-4-yl]oxy]phenyl)cyclopropane-1,1-dicarboxamide
46	<i>N</i> -(4-[[2-amino-6,7-bis(methyloxy)quinolin-4-yl]oxy]-3-fluorophenyl)- <i>N'</i> -(4-fluorophenyl)cyclopropane-1,1-dicarboxamide
47	<i>N</i> -(3-fluoro-4-[[2-(methylamino)-6,7-bis(methyloxy)quinolin-4-yl]oxy]phenyl)- <i>N'</i> -(4-fluorophenyl)cyclopropane-1,1-dicarboxamide
48	(1 <i>S</i> ,2 <i>R</i>)- <i>N</i> -[3-fluoro-4-({6-(methyloxy)-7-[(3-morpholin-4-ylpropyl)oxy]quinolin-4-yl}oxy)phenyl]- <i>N'</i> -(4-fluorophenyl)-2-methylcyclopropane-1,1-dicarboxamide
49	(1 <i>R</i> ,2 <i>R</i>)- <i>N</i> -[3-fluoro-4-({6-(methyloxy)-7-[(3-morpholin-4-ylpropyl)oxy]quinolin-4-yl}oxy)phenyl]- <i>N'</i> -(4-fluorophenyl)-2-methylcyclopropane-1,1-dicarboxamide

(continued)

Table 3c	
Entry	Name
50	<i>N</i> -(4-{{6-{{3-(diethylamino)propyl}oxy}-7-(methyloxy)quinolin-4-yl}oxy}-3-fluorophenyl)- <i>N'</i> -(4-fluorophenyl)cyclopropane-1,1-dicarboxamide
51	<i>N</i> -(4-{{6-{{2-(diethylamino)ethyl}oxy}-7-(methyloxy)quinolin-4-yl}oxy}-3-fluorophenyl)- <i>N'</i> -(4-fluorophenyl)cyclopropane-1,1-dicarboxamide
52	1,1-dimethylethyl 4-(3-{{4-{{(2-fluoro-4-{{1-{{(4-fluorophenyl)amino}carbonyl}cyclopropyl)carbonyl}amino}phenyl)oxy}-6-(methyloxy)quinolin-7-yl}oxy}propyl)piperazine-1-carboxylate
53	(1 <i>R</i> ,2 <i>R</i>)- <i>N</i> -[3-fluoro-4-{{6-(methyloxy)-7-{{3-morpholin-4-ylpropyl}oxy}quinazolin-4-yl}oxy}phenyl]- <i>N'</i> -(4-fluorophenyl)-2-methylcyclopropane-1,1-dicarboxamide
54	(1 <i>R</i> ,2 <i>R</i>)- <i>N</i> -(4-{{7-{{2-(diethylamino)ethyl}oxy}-6-(methyloxy)quinazolin-4-yl}oxy}-3-fluorophenyl)- <i>N'</i> -(4-fluorophenyl)-2-methylcyclopropane-1,1-dicarboxamide
55	<i>N</i> -(4-{{7-{{3-(diethylamino)propyl}oxy}-6-(methyloxy)quinazolin-4-yl}oxy}-3-fluorophenyl)- <i>N'</i> -(4-fluorophenyl)cyclopropane-1,1-dicarboxamide
56	<i>N</i> -(4-{{7-{{3-(4-acetyl)piperazin-1-yl}propyl}oxy}-6-(methyloxy)quinolin-4-yl}oxy}-3-fluorophenyl)- <i>N'</i> -(4-fluorophenyl)cyclopropane-1,1-dicarboxamide
57	1,1-dimethylethyl 4-(3-{{4-{{(2-fluoro-4-{{((1 <i>R</i> ,2 <i>R</i>)-1-{{(4-fluorophenyl)amino}carbonyl}-2-methylcyclopropyl)carbonyl}amino}phenyl)oxy}-6-(methyloxy)quinolin-7-yl}oxy}propyl)piperazine-1-carboxylate
58	<i>N</i> -(4-{{6,7-bis(methyloxy)quinolin-4-yl}oxy}phenyl)- <i>N'</i> -(4-fluorophenyl)-1-(phenylmethyl)azetidine-3,3-dicarboxamide
59	<i>N</i> -(4-{{6,7-bis(methyloxy)quinolin-4-yl}oxy}phenyl)- <i>N'</i> -(4-fluorophenyl)azetidine-3,3-dicarboxamide
60	(1 <i>R</i> ,2 <i>S</i>)- <i>N</i> -[3-fluoro-4-{{6-(methyloxy)-7-{{3-(4-methylpiperazin-1-yl)propyl}oxy}quinolin-4-yl}oxy}phenyl]- <i>N'</i> -(4-fluorophenyl)-2-methylcyclopropane-1,1-dicarboxamide
61	(1 <i>R</i> ,2 <i>R</i>)- <i>N</i> -[3-fluoro-4-{{6-(methyloxy)-7-{{3-(4-methylpiperazin-1-yl)propyl}oxy}quinolin-4-yl}oxy}phenyl]- <i>N'</i> -(4-fluorophenyl)-2-methylcyclopropane-1,1-dicarboxamide
62	(1 <i>R</i> ,2 <i>R</i>)- <i>N</i> -[3-fluoro-4-{{6-(methyloxy)-7-{{3-piperazin-1-ylpropyl}oxy}quinolin-4-yl}oxy}phenyl]- <i>N'</i> -(4-fluorophenyl)-2-methylcyclopropane-1,1-dicarboxamide
63	<i>N</i> -(3-fluoro-4-{{7-{{3-{{4-(1-methylethyl)piperazin-1-yl}propyl}oxy}-6-(methyloxy)quinolin-4-yl}oxy}phenyl)- <i>N'</i> -(4-fluorophenyl)cyclopropane-1,1-dicarboxamide
64	<i>N</i> -(4-{{7-{{3-(diethylamino)propyl}oxy}-6-(methyloxy)quinazolin-4-yl}oxy}-3-fluorophenyl)- <i>N'</i> -(4-fluorophenyl)cyclopropane-1,1-dicarboxamide
65	(1 <i>R</i> ,2 <i>R</i>)- <i>N</i> -(4-{{7-{{3-(diethylamino)propyl}oxy}-6-(methyloxy)quinolin-4-yl}oxy}-3-fluorophenyl)- <i>N'</i> -(4-fluorophenyl)-2-methylcyclopropane-1,1-dicarboxamide
66	(1 <i>R</i> ,2 <i>R</i>)- <i>N</i> -(4-{{7-{{2-(diethylamino)ethyl}oxy}-6-(methyloxy)quinolin-4-yl}oxy}-3-fluorophenyl)- <i>N'</i> -(4-fluorophenyl)-2-methylcyclopropane-1,1-dicarboxamide
67	(1 <i>R</i> ,2 <i>S</i>)- <i>N</i> -(4-{{7-{{3-(diethylamino)propyl}oxy}-6-(methyloxy)quinolin-4-yl}oxy}-3-fluorophenyl)- <i>N'</i> -(4-fluorophenyl)-2-methylcyclopropane-1,1-dicarboxamide
68	(1 <i>R</i> ,2 <i>S</i>)- <i>N</i> -(4-{{7-{{2-(diethylamino)ethyl}oxy}-6-(methyloxy)quinolin-4-yl}oxy}-3-fluorophenyl)- <i>N'</i> -(4-fluorophenyl)-2-methylcyclopropane-1,1-dicarboxamide
69	<i>N</i> -(4-{{7-{{2-(diethylamino)ethyl}oxy}-6-(methyloxy)quinazolin-4-yl}oxy}-3-fluorophenyl)- <i>N'</i> -(4-fluorophenyl)cyclobutane-1,1-dicarboxamide
70	(1 <i>R</i> ,2 <i>S</i>)- <i>N</i> -[3-fluoro-4-{{6-(methyloxy)-7-{{3-piperazin-1-ylpropyl}oxy}quinolin-4-yl}oxy}phenyl]- <i>N'</i> -(4-fluorophenyl)-2-methylcyclopropane-1,1-dicarboxamide

(continued)

Table 3c	
Entry	Name
71	(1 <i>R</i> ,2 <i>R</i> ,3 <i>S</i>)- <i>N</i> -[3-fluoro-4-({6-(methyloxy)-7-[(3-morpholin-4-ylpropyl)oxy]quinolin-4-yl}oxy)phenyl]- <i>N'</i> -(4-fluorophenyl)-2,3-dimethylcyclopropane-1,1-dicarboxamide
72	(1 <i>R</i> ,2 <i>R</i> ,3 <i>S</i>)- <i>N</i> -[3-fluoro-4-[(6-(methyloxy)-7-[[3-(4-methylpiperazin-1-yl)propyl]oxy]quinolin-4-yl}oxy)phenyl]- <i>N'</i> -(4-fluorophenyl)-2,3-dimethylcyclopropane-1,1-dicarboxamide
73	(1 <i>R</i> ,2 <i>R</i> ,3 <i>S</i>)- <i>N</i> -[3-fluoro-4-({6-(methyloxy)-7-[(3-morpholin-4-ylpropyl)oxy]quinazolin-4-yl}oxy)phenyl]- <i>N'</i> -(4-fluorophenyl)-2,3-dimethylcyclopropane-1,1-dicarboxamide
74	(1 <i>R</i> ,2 <i>R</i> ,3 <i>S</i>)- <i>N</i> -[3-fluoro-4-[(6-(methyloxy)-7-[[3-(4-methylpiperazin-1-yl)propyl]oxy]quinazolin-4-yl}oxy)phenyl]- <i>N'</i> -(4-fluorophenyl)-2,3-dimethylcyclopropane-1,1-dicarboxamide
75	<i>N</i> -[3-fluoro-4-({6-(methyloxy)-7-[(3-morpholin-4-ylpropyl)oxy]quinazolin-4-yl}oxy)phenyl]- <i>N'</i> -(4-fluorophenyl)cyclobutane-1,1-dicarboxamide
76	(2 <i>R</i> ,3 <i>R</i>)- <i>N</i> -[3-fluoro-4-({6-(methyloxy)-7-[(3-morpholin-4-ylpropyl)oxy]quinolin-4-yl}oxy)phenyl]- <i>N'</i> -(4-fluorophenyl)-2,3-dimethylcyclopropane-1,1-dicarboxamide
77	(2 <i>R</i> ,3 <i>R</i>)- <i>N</i> -(4-{[7-[[3-(diethylamino)propyl]oxy]-6-(methyloxy)quinolin-4-yl]oxy}-3-fluorophenyl)- <i>N'</i> -(4-fluorophenyl)-2,3-dimethylcyclopropane-1,1-dicarboxamide
78	<i>N</i> -(4-{[7-[[3-(diethylamino)propyl]oxy]-6-(methyloxy)quinolin-4-yl]oxy}-3-fluorophenyl)- <i>N'</i> -(4-fluorophenyl)-2,2-dimethylcyclopropane-1,1-dicarboxamide
79	<i>N</i> -[3-fluoro-4-({6-(methyloxy)-7-[(3-morpholin-4-ylpropyl)oxy]quinazolin-4-yl}oxy)phenyl]- <i>N'</i> -(4-fluorophenyl)-2,2-dimethylcyclopropane-1,1-dicarboxamide
80	(1 <i>R</i> ,2 <i>R</i> ,3 <i>S</i>)- <i>N</i> -(4-{[7-[[3-(diethylamino)propyl]oxy]-6-(methyloxy)quinolin-4-yl]oxy}-3-fluorophenyl)- <i>N'</i> -(4-fluorophenyl)-2,3-dimethylcyclopropane-1,1-dicarboxamide
81	<i>N</i> -(4-{[7-[[2-(diethylamino)ethyl]oxy]-6-(methyloxy)quinolin-4-yl]oxy}-3-fluorophenyl)- <i>N'</i> -(4-fluorophenyl)-2,2-dimethylcyclopropane-1,1-dicarboxamide
82	(1 <i>R</i> ,2 <i>R</i> ,3 <i>S</i>)- <i>N</i> -(4-{[7-[[2-(diethylamino)ethyl]oxy]-6-(methyloxy)quinolin-4-yl]oxy}-3-fluorophenyl)- <i>N'</i> -(4-fluorophenyl)-2,3-dimethylcyclopropane-1,1-dicarboxamide
83	<i>N</i> -[3-fluoro-4-({6-(methyloxy)-7-[(3-morpholin-4-ylpropyl)oxy]quinolin-4-yl}oxy)phenyl]- <i>N'</i> -(4-fluorophenyl)-2,2-dimethylcyclopropane-1,1-dicarboxamide
84	<i>N</i> -(4-{[7-[[2-(diethylamino)ethyl]oxy]-6-(methyloxy)quinazolin-4-yl]oxy}-3-fluorophenyl)- <i>N'</i> -(4-fluorophenyl)-2,2-dimethylcyclopropane-1,1-dicarboxamide
85	<i>N</i> -(4-{[7-[[3-(diethylamino)propyl]oxy]-6-(methyloxy)quinazolin-4-yl]oxy}-3-fluorophenyl)- <i>N'</i> -(4-fluorophenyl)-2,2-dimethylcyclopropane-1,1-dicarboxamide
86	<i>N</i> -(4-{[7-[[3-(diethylamino)propyl]oxy]-6-(methyloxy)quinazolin-4-yl]oxy}-3-fluorophenyl)- <i>N'</i> -(4-fluorophenyl)cyclobutane-1,1-dicarboxamide
87	<i>N</i> -[3-fluoro-4-[(6-(methyloxy)-7-[[3-(4-methylpiperazin-1-yl)propyl]oxy]quinazolin-4-yl}oxy)phenyl]- <i>N'</i> -(4-fluorophenyl)cyclobutane-1,1-dicarboxamide
88	<i>N</i> -[3-fluoro-4-({6-(methyloxy)-7-[(3-piperazin-1-ylpropyl)oxy]quinazolin-4-yl}oxy)phenyl]- <i>N'</i> -(4-fluorophenyl)cyclobutane-1,1-dicarboxamide
89	(2 <i>R</i> ,3 <i>R</i>)- <i>N</i> -[3-fluoro-4-({6-(methyloxy)-7-[(3-morpholin-4-ylpropyl)oxy]quinazolin-4-yl}oxy)phenyl]- <i>N'</i> -(4-fluorophenyl)-2,3-dimethylcyclopropane-1,1-dicarboxamide
90	<i>N</i> -(4-{[7-[[3-(diethylamino)propyl]oxy]-6-(methyloxy)quinolin-4-yl]oxy}-3-fluorophenyl)- <i>N'</i> -(4-fluorophenyl)cyclobutane-1,1-dicarboxamide
91	<i>N</i> -[3-fluoro-4-[(6-(methyloxy)-7-[[3-(4-methylpiperazin-1-yl)propyl]oxy]quinolin-4-yl}oxy)phenyl]- <i>N'</i> -(4-fluorophenyl)cyclobutane-1,1-dicarboxamide

(continued)

Table 3c	
Entry	Name
92	(1 <i>R</i> ,2 <i>R</i>)- <i>N</i> -(4-([7-([3-(diethylamino)propyl]oxy)-6-(methyloxy)quinazolin-4-yl]oxy)-3-fluorophenyl)- <i>N'</i> -(4-fluorophenyl)-2-methylcyclopropane-1,1-dicarboxamide
93	(1 <i>R</i> ,2 <i>R</i>)- <i>N</i> -{3-fluoro-4-([6-(methyloxy)-7-([3-(4-methylpiperazin-1-yl)propyl]oxy)quinazolin-4-yl]oxy]phenyl)- <i>N'</i> -(4-fluorophenyl)-2-methylcyclopropane-1,1-dicarboxamide
94	(2 <i>R</i> ,3 <i>R</i>)- <i>N</i> -(4-([7-([2-(diethylamino)ethyl]oxy)-6-(methyloxy)quinazolin-4-yl]oxy)-3-fluorophenyl)- <i>N'</i> -(4-fluorophenyl)-2,3-dimethylcyclopropane-1,1-dicarboxamide
95	(2 <i>R</i> ,3 <i>R</i>)- <i>N</i> -4-([7-([3-(diethylamino)propyl]oxy)-6-(methyloxy)quinazolin-4-yl]oxy)-3-fluorophenyl)- <i>N'</i> -(4-fluorophenyl)-2,3-dimethylcyclopropane-1,1-dicarboxamide
96	(1 <i>R</i> ,2 <i>R</i>)- <i>N</i> -[3-fluoro-4-([6-(methyloxy)-7-([3-piperazin-1-ylpropyl]oxy)quinazolin-4-yl]oxy]phenyl]- <i>N'</i> -(4-fluorophenyl)-2-methylcyclopropane-1,1-dicarboxamide
97	(2 <i>R</i> ,3 <i>R</i>)- <i>N</i> -(4-([7-([2-(diethylamino)ethyl]oxy)-6-(methyloxy)quinolin-4-yl]oxy)-3-fluorophenyl)- <i>N'</i> -(4-fluorophenyl)-2,3-dimethylcyclopropane-1,1-dicarboxamide
98	<i>N</i> -(4-([6,7-bis(methyloxy)quinolin-4-yl]oxy)phenyl)- <i>N'</i> -[(4-fluorophenyl)methyl]cyclopropane-1,1-dicarboxamide
99	<i>N</i> -(4-([6,7-bis(methyloxy)quinolin-4-yl]oxy)phenyl)- <i>N'</i> -(2-morpholin-4-ylethyl)cyclopropane-1,1-dicarboxamide
100	<i>N</i> -(4-([6,7-bis(methyloxy)quinolin-4-yl]oxy)phenyl)- <i>N'</i> -(2-(piperidin-1-ylmethyl)phenyl)cyclopropane-1,1-dicarboxamide
101	<i>N</i> -(4-([6,7-bis(methyloxy)quinolin-4-yl]oxy)phenyl)- <i>N'</i> -[2-(pyrrolidin-1-ylmethyl)phenyl]cyclopropane-1,1-dicarboxamide
102	<i>N</i> -(4-([6,7-bis(methyloxy)quinolin-4-yl]oxy)phenyl)- <i>N'</i> -[3-(morpholin-4-ylmethyl)phenyl]cyclopropane-1,1-dicarboxamide
103	<i>N</i> -(4-([6,7-bis(methyloxy)quinolin-4-yl]oxy)phenyl)- <i>N'</i> -[2-(morpholin-4-ylmethyl)phenyl]cyclopropane-1,1-dicarboxamide
104	<i>N</i> -(4-([6,7-bis(methyloxy)quinolin-4-yl]oxy)phenyl)- <i>N'</i> -phenylcyclopropane-1,1-dicarboxamide
105	<i>N</i> -[3-(aminomethyl)phenyl]- <i>N'</i> -(4-([6,7-bis(methyloxy)quinolin-4-yl]oxy)phenyl)cyclopropane-1,1-dicarboxamide
106	<i>N</i> -(4-([6,7-bis(methyloxy)quinolin-4-yl]oxy)phenyl)- <i>N'</i> -[3-(piperidin-1-ylmethyl)phenyl]cyclopropane-1,1-dicarboxamide
107	<i>N</i> -(4-([6,7-bis(methyloxy)quinolin-4-yl]oxy)phenyl)- <i>N'</i> -[3-(pyrrolidin-1-ylmethyl)phenyl]cyclopropane-1,1-dicarboxamide

Table 4.

Representative EGFR, ErbB2, and/or VEGFR Inhibitors

[0220] The Compounds in Table 4 can be prepared as pharmaceutically acceptable salts, solvates, hydrates, and/or isomers thereof. All such salt, solvate, hydrate, and isomer combinations of the Compounds in Table 4 can be used. In particular, the invention can be practiced with one or two pharmaceutically acceptable salts of a Compound of Table 4 which salt(s) are formed with one or two acids independently selected from hydrochloric acid, hydrobromic acid, sulfuric acid, nitric acid, phosphoric acid, acetic acid, trifluoroacetic acid, propionic acid, hexanoic acid, cyclopentanepropionic acid, glycolic acid, pyruvic acid, lactic acid, oxalic acid, maleic acid, malonic acid, succinic acid, fumaric acid, tartaric acid, citric acid, benzoic acid, cinnamic acid, 3-(4-hydroxybenzoyl)benzoic acid, mandelic acid, methanesulfonic acid, ethanesulfonic acid, 1,2-ethanedisulfonic acid, 2-hydroxyethanesulfonic acid, benzenesulfonic acid, 4-chlorobenzenesulfonic acid, 2-naphthalenesulfonic acid, 4-toluenesulfonic acid, camphorsulfonic acid, glucoheptonic acid, 4,4'-methylenebis-(3-hydroxy-2-ene-1-carboxylic acid), 3-phenylpropionic acid, trimethylacetic acid, tertiary butylacetic acid, lauryl

sulfuric acid, gluconic acid, glutamic acid, hydroxynaphthoic acid, salicylic acid, stearic acid, muconic acid, p-toluenesulfonic acid, and salicylic acid.

Table 4	
Entry	Name
1	<i>N</i> -(3,4-dichloro-2-fluorophenyl)-7-({[(3 <i>aR</i> ,5 <i>r</i> ,6 <i>aS</i>)-2-(1-methylethyl)octahydrocyclopenta[<i>c</i>]pyrrol-5-yl)methyl}oxy)-6-(methyloxy)quinazolin-4-amine
2	<i>N</i> -(4-bromo-3-chloro-2-fluorophenyl)-7-({[(3 <i>aR</i> ,5 <i>r</i> ,6 <i>aS</i>)-2-(1-methylethyl)octahydrocyclopenta[<i>c</i>]pyrrol-5-yl)methyl}oxy)-6-(methyloxy)quinazolin-4-amine
3	7-({[(3 <i>aR</i> ,5 <i>r</i> ,6 <i>aS</i>)-2-acetyloctahydrocyclopenta[<i>c</i>]pyrrol-5-yl)methyl}oxy)- <i>N</i> -(4-bromo-3-chloro-2-fluorophenyl)-6-(methyloxy)quinazolin-4-amine
4	<i>N</i> -(4-bromo-3-chloro-2-fluorophenyl)-6-(methyloxy)-7-({[(3 <i>aR</i> ,5 <i>r</i> ,6 <i>aS</i>)-octahydrocyclopenta[<i>c</i>]pyrrol-5-ylmethyl]oxy}quinazolin-4-amine
5	ethyl (3 <i>aR</i> ,6 <i>aS</i>)-5-({[4-[(4-bromo-3-chloro-2-fluorophenyl)amino]-6-(methyloxy)quinazolin-7-yl]oxy)methyl}hexahydrocyclopenta[<i>c</i>]pyrrole-2(1 <i>H</i>)-carboxylate
6	<i>N</i> -(4-bromo-3-chloro-2-fluorophenyl)-6-(methyloxy)-7-({[(3 <i>aR</i> ,5 <i>r</i> ,6 <i>aS</i>)-2-(methylsulfonyl)octahydrocyclopenta[<i>c</i>]pyrrol-5-yl)methyl}oxy)quinazolin-4-amine
7	<i>N</i> -(3,4-dichloro-2-fluorophenyl)-7-({[(3 <i>aR</i> ,5 <i>r</i> ,6 <i>aS</i>)-2-ethyloctahydrocyclopenta[<i>c</i>]pyrrol-5-yl)methyl}oxy)-6-(methyloxy)quinazolin-4-amine
8	<i>N</i> -(3,4-dichloro-2-fluorophenyl)-6-(methyloxy)-7-({[(3 <i>aR</i> ,5 <i>r</i> ,6 <i>aS</i>)-2-(2-methylpropyl)octahydrocyclopenta[<i>c</i>]pyrrol-5-yl)methyl}oxy)quinazolin-4-amine
9	<i>N</i> -(3,4-dichloro-2-fluorophenyl)-7-({[(3 <i>aR</i> ,5 <i>s</i> ,6 <i>aS</i>)-2-methyloctahydrocyclopenta[<i>c</i>]pyrrol-5-yl)methyl}oxy)-6-(methyloxy)quinazolin-4-amine
10	<i>N</i> -(4-bromo-3-chloro-2-fluorophenyl)-7-({[(3 <i>aR</i> ,5 <i>s</i> ,6 <i>aS</i>)-2-methyloctahydrocyclopenta[<i>c</i>]pyrrol-5-yl)methyl}oxy)-6-(methyloxy)quinazolin-4-amine
11	<i>N</i> -(3-chloro-2,4-difluorophenyl)-7-({[(3 <i>aR</i> ,5 <i>s</i> ,6 <i>aS</i>)-2-methyloctahydrocyclopenta[<i>c</i>]pyrrol-5-yl)methyl}oxy)-6-(methyloxy)quinazolin-4-amine
12	<i>N</i> -(4,5-dichloro-2-fluorophenyl)-7-({[(3 <i>aR</i> ,5 <i>s</i> ,6 <i>aS</i>)-2-methyloctahydrocyclopenta[<i>c</i>]pyrrol-5-yl)methyl}oxy)-6-(methyloxy)quinazolin-4-amine
13	<i>N</i> -(4-bromo-5-chloro-2-fluorophenyl)-7-({[(3 <i>aR</i> ,5 <i>s</i> ,6 <i>aS</i>)-2-methyloctahydrocyclopenta[<i>c</i>]pyrrol-5-yl)methyl}oxy)-6-(methyloxy)quinazolin-4-amine
14	<i>N</i> -(4-bromo-2,3-dichlorophenyl)-7-({[(3 <i>aR</i> ,5 <i>s</i> ,6 <i>aS</i>)-2-methyloctahydrocyclopenta[<i>c</i>]pyrrol-5-yl)methyl}oxy)-6-(methyloxy)quinazolin-4-amine
15	<i>N</i> -(3,4-dichlorophenyl)-7-({[(3 <i>aR</i> ,5 <i>s</i> ,6 <i>aS</i>)-2-methyloctahydrocyclopenta[<i>c</i>]pyrrol-5-yl)methyl}oxy)-6-(methyloxy)quinazolin-4-amine
16	<i>N</i> -(4-bromo-3-chloro-2-fluorophenyl)-7-({[(3 <i>aR</i> ,5 <i>r</i> ,6 <i>aS</i>)-2-ethyloctahydrocyclopenta[<i>c</i>]pyrrol-5-yl)methyl}oxy)-6-(methyloxy)quinazolin-4-amine
17	<i>N</i> -(4-bromo-3-chloro-2-fluorophenyl)-6-(methyloxy)-7-({[(3 <i>aR</i> ,5 <i>r</i> ,6 <i>aS</i>)-2-(2-methylpropyl)octahydrocyclopenta[<i>c</i>]pyrrol-5-yl)methyl}oxy)quinazolin-4-amine
18	<i>N</i> -(4-bromo-2,3-dichlorophenyl)-7-({[(3 <i>R</i> ,9 <i>aS</i>)-hexahydro-1 <i>H</i> -[1,4]oxazino[3,4- <i>c</i>][1,4]oxazin-3-ylmethyl}oxy)-6-(methyloxy)quinazolin-4-amine
19	<i>N</i> -(4,5-dichloro-2-fluorophenyl)-7-({[(3 <i>R</i> ,9 <i>aS</i>)-hexahydro-1 <i>H</i> -[1,4]oxazino[3,4- <i>c</i>][1,4]oxazin-3-ylmethyl}oxy)-6-(methyloxy)quinazolin-4-amine
20	<i>N</i> -(4-bromo-5-chloro-2-fluorophenyl)-7-({[(3 <i>R</i> ,9 <i>aS</i>)-hexahydro-1 <i>H</i> -[1,4]oxazino[3,4- <i>c</i>][1,4]oxazin-3-ylmethyl}oxy)-6-(methyloxy)quinazolin-4-amine
21	<i>N</i> -(3-chloro-2,4-difluorophenyl)-7-({[(3 <i>R</i> ,9 <i>aS</i>)-hexahydro-1 <i>H</i> -[1,4]oxazino[3,4- <i>c</i>][1,4]oxazin-3-ylmethyl}oxy)-6-(methyloxy)quinazolin-4-amine

(continued)

Table 4	
Entry	Name
22	<i>N</i> -(3,4-dichloro-2-fluorophenyl)-7-[[[(3 <i>S</i> ,9 <i>aS</i>)-hexahydro-1 <i>H</i> -[1,4]oxazino[3,4- <i>c</i>][1,4]oxazin-3-ylmethyl]oxy]-6-(methyloxy)quinazolin-4-amine
23	<i>N</i> -(4-bromo-3-chloro-2-fluorophenyl)-7-[[[(3 <i>S</i> ,9 <i>aS</i>)-hexahydro-1 <i>H</i> -[1,4]oxazino[3,4- <i>c</i>][1,4]oxazin-3-ylmethyl]oxy]-6-(methyloxy)quinazolin-4-amine
24	<i>N</i> -(3-chloro-2,4-difluorophenyl)-7-[[[(3 <i>S</i> ,9 <i>aS</i>)-hexahydro-1 <i>H</i> -[1,4]oxazino[3,4- <i>c</i>][1,4]oxazin-3-ylmethyl]oxy]-6-(methyloxy)quinazolin-4-amine
25	<i>N</i> -(3,4-dichlorophenyl)-7-[(hexahydro-1 <i>H</i> -[1,4]oxazino[3,4- <i>c</i>][1,4]oxazin-3-ylmethyl]oxy]-6-(methyloxy)quinazolin-4-amine
26	<i>N</i> -(4,5-dichloro-2-fluorophenyl)-7-[[[(3 <i>S</i> ,9 <i>aS</i>)-hexahydro-1 <i>H</i> -[1,4]oxazino[3,4- <i>c</i>][1,4]oxazin-3-ylmethyl]oxy]-6-(methyloxy)quinazolin-4-amine
27	<i>N</i> -(4-bromo-2,3-dichlorophenyl)-7-[[[(3 <i>S</i> ,9 <i>aS</i>)-hexahydro-1 <i>H</i> -[1,4]oxazino[3,4- <i>c</i>][1,4]oxazin-3-ylmethyl]oxy]-6-(methyloxy)quinazolin-4-amine
28	<i>N</i> -(4-bromo-5-chloro-2-fluorophenyl)-7-[[[(3 <i>S</i> ,9 <i>aS</i>)-hexahydro-1 <i>H</i> -[1,4]oxazino[3,4- <i>c</i>][1,4]oxazin-3-ylmethyl]oxy]-6-(methyloxy)quinazolin-4-amine
29	<i>N</i> -(3,4-dichloro-2-fluorophenyl)-7-[[[(3 <i>R</i> ,9 <i>aS</i>)-hexahydro-1 <i>H</i> -[1,4]oxazino[3,4- <i>c</i>][1,4]oxazin-3-ylmethyl]oxy]-6-(methyloxy)quinazolin-4-amine
30	<i>N</i> -(4-bromo-3-chloro-2-fluorophenyl)-7-[[[(3 <i>R</i> ,9 <i>aS</i>)-hexahydro-1 <i>H</i> -[1,4]oxazino[3,4- <i>c</i>][1,4]oxazin-3-ylmethyl]oxy]-6-(methyloxy)quinazolin-4-amine
31	<i>N</i> -(3,4-dichlorophenyl)-7-[[[(3 <i>R</i> ,8 <i>aR</i>)-hexahydro-1 <i>H</i> -pyrrolo[2,1- <i>c</i>][1,4]oxazin-3-ylmethyl]oxy]-6-(methyloxy)quinazolin-4-amine
32	<i>N</i> -(4-bromo-5-chloro-2-fluorophenyl)-7-[[[(3 <i>S</i> ,8 <i>aS</i>)-hexahydro-1 <i>H</i> -pyrrolo[2,1- <i>c</i>][1,4]oxazin-3-ylmethyl]oxy]-6-(methyloxy)quinazolin-4-amine
33	<i>N</i> -(3,4-dichlorophenyl)-7-[[[(3 <i>S</i> ,8 <i>aR</i>)-hexahydro-1 <i>H</i> -pyrrolo[2,1- <i>c</i>][1,4]oxazin-3-ylmethyl]oxy]-6-(methyloxy)quinazolin-4-amine
34	<i>N</i> -(3,4-dichlorophenyl)-7-[[[(3 <i>S</i> ,8 <i>aS</i>)-hexahydro-1 <i>H</i> -pyrrolo[2,1- <i>c</i>][1,4]oxazin-3-ylmethyl]oxy]-6-(methyloxy)quinazolin-4-amine
35	<i>N</i> -(3,4-dichlorophenyl)-7-[[[(3 <i>R</i> ,8 <i>aS</i>)-hexahydro-1 <i>H</i> -pyrrolo[2,1- <i>c</i>][1,4]oxazin-3-ylmethyl]oxy]-6-(methyloxy)quinazolin-4-amine
36	<i>N</i> -(3,4-dichloro-2-fluorophenyl)-7-[[[(3 <i>S</i> ,8 <i>aS</i>)-hexahydro-1 <i>H</i> -pyrrolo[2,1- <i>c</i>][1,4]oxazin-3-ylmethyl]oxy]-6-(methyloxy)quinazolin-4-amine
37	<i>N</i> -(4-bromo-3-chloro-2-fluorophenyl)-7-[[[(3 <i>S</i> ,8 <i>aS</i>)-hexahydro-1 <i>H</i> -pyrrolo[2,1- <i>c</i>][1,4]oxazin-3-ylmethyl]oxy]-6-(methyloxy)quinazolin-4-amine
38	<i>N</i> -(3-chloro-2,4-difluorophenyl)-7-[[[(3 <i>S</i> ,8 <i>aS</i>)-hexahydro-1 <i>H</i> -pyrrolo[2,1- <i>c</i>][1,4]oxazin-3-ylmethyl]oxy]-6-(methyloxy)quinazolin-4-amine
39	<i>N</i> -(4-bromo-2,3-dichlorophenyl)-7-[[[(3 <i>S</i> ,8 <i>aS</i>)-hexahydro-1 <i>H</i> -pyrrolo[2,1- <i>c</i>][1,4]oxazin-3-ylmethyl]oxy]-6-(methyloxy)quinazolin-4-amine
40	<i>N</i> -(4,5-dichloro-2-fluorophenyl)-7-[[[(3 <i>S</i> ,8 <i>aS</i>)-hexahydro-1 <i>H</i> -pyrrolo[2,1- <i>c</i>][1,4]oxazin-3-ylmethyl]oxy]-6-(methyloxy)quinazolin-4-amine
41	1,4:3,6-dianhydro-5-[[4-[(4-bromo-5-chloro-2-fluorophenyl)amino]-6-(methyloxy)quinazolin-7-yl]oxy)methyl]-5-deoxy-2- <i>O</i> -methyl-D-xylo-hexitol
42	1,4:3,6-dianhydro-5-deoxy-5-[[4-[(3,4-dichlorophenyl)amino]-6-(methyloxy)quinazolin-7-yl]oxy)methyl]-2- <i>O</i> -methyl-D-glucitol

(continued)

Table 4	
Entry	Name
43	1,4:3,6-dianhydro-5-deoxy-5-({[4-[(3,4-dichloro-2-fluorophenyl)amino]-6-(methyloxy)quinazolin-7-yl]oxy}methyl)-2-O-methyl-D-xylo-hexitol
44	1,4:3,6-dianhydro-5-({[4-[(4-bromo-3-chloro-2-fluorophenyl)amino]-6-(methyloxy)quinazolin-7-yl]oxy}methyl)-5-deoxy-2-O-methyl-D-xylo-hexitol
45	1,4:3,6-dianhydro-5-({[4-[(3-chloro-2,4-difluorophenyl)amino]-6-(methyloxy)quinazolin-7-yl]oxy}methyl)-5-deoxy-2-O-methyl-D-xylo-hexitol
46	1,4:3,6-dianhydro-5-({[4-[(4-bromo-2,3-dichlorophenyl)amino]-6-(methyloxy)quinazolin-7-yl]oxy}methyl)-5-deoxy-2-O-methyl-D-glucitol
47	1,4:3,6-dianhydro-2-deoxy-2-({[4-[(3,4-dichlorophenyl)amino]-6-(methyloxy)quinazolin-7-yl]oxy}methyl)-5-O-methyl-D-threo-hexitol
48	1,4:3,6-dianhydro-5-deoxy-5-({[4-[(4,5-dichloro-2-fluorophenyl)amino]-6-(methyloxy)quinazolin-7-yl]oxy}methyl)-2-O-methyl-D-glucitol
49	(3S,9aS)-3-({[4-[(3,4-dichloro-2-fluorophenyl)amino]-6-(methyloxy)quinazolin-7-yl]oxy}methyl)hexahydro-2H-pyrido[1,2-a]pyrazin-1(6H)-one
50	(3S,9aR)-3-({[4-[(3,4-dichloro-2-fluorophenyl)amino]-6-(methyloxy)quinazolin-7-yl]oxy}methyl)hexahydro-2H-pyrido[1,2-a]pyrazin-1(6H)-one
51	(3S,8aS)-3-({[4-[(3,4-dichloro-2-fluorophenyl)amino]-6-(methyloxy)quinazolin-7-yl]oxy}methyl)hexahydropyrrolo[1,2-a]pyrazin-1(2H)-one
52	(3S,8aR)-3-({[4-[(3,4-dichloro-2-fluorophenyl)amino]-6-(methyloxy)quinazolin-7-yl]oxy}methyl)hexahydropyrrolo[1,2-a]pyrazin-1(2H)-one
53	(3S,8aS)-3-({[4-[(4-bromo-3-chloro-2-fluorophenyl)amino]-6-(methyloxy)quinazolin-7-yl]oxy}methyl)hexahydropyrrolo[1,2-a]pyrazin-1(2H)-one
54	(3S,8aS)-3-({[4-[(3,4-dichloro-2-fluorophenyl)amino]-6-(methyloxy)quinazolin-7-yl]oxy}methyl)-2-methylhexahydropyrrolo[1,2-a]pyrazin-1(2H)-one
55	<i>N</i> -(3,4-dichlorophenyl)-7-({2-[(8-methyl-8-azabicyclo[3.2.1]oct-3-yl)amino]ethyl}oxy)-6-(methyloxy)quinazolin-4-amine
56	<i>N</i> -(3,4-dichlorophenyl)-6-(methyloxy)-7-({[(8aR)-tetrahydro-1 <i>H</i> -[1,3]thiazolo[4,3- <i>c</i>][1,4]oxazin-6-ylmethyl]oxy}quinazolin-4-amine
57	<i>N</i> -(3,4-dichlorophenyl)-7-({2-[(8-methyl-8-azabicyclo[3.2.1]oct-3-yl)ethyl]oxy}-6-(methyloxy)quinazolin-4-amine
58	<i>N</i> -(3,4-dichlorophenyl)-7-({[(8-methyl-8-azabicyclo[3.2.1]oct-3-yl)methyl]oxy}-6-(methyloxy)quinazolin-4-amine
59	<i>N</i> -(3,4-dichlorophenyl)-7-({[(3a <i>R</i> ,6a <i>S</i>)-2-methyloctahydrocyclopenta[<i>c</i>]pyrrol-5-yl]oxy}-6-(methyloxy)quinazolin-4-amine
60	<i>N</i> -(3,4-dichlorophenyl)-7-[(8-methyl-8-azabicyclo[3.2.1]oct-3-yl)oxy]-6-(methyloxy)quinazolin-4-amine
61	1,4:3,6-dianhydro-2-O-[4-[(4-bromo-5-chloro-2-fluorophenyl)amino]-6-(methyloxy)quinazolin-7-yl]-5-O-methyl-L-idoitol
62	1,4:3,6-dianhydro-2-O-[4-[(3,4-dichloro-2-fluorophenyl)amino]-6-(methyloxy)quinazolin-7-yl]-5-O-methyl-L-idoitol
63	1,4:3,6-dianhydro-2-O-[4-[(4-bromo-3-chloro-2-fluorophenyl)amino]-6-(methyloxy)quinazolin-7-yl]-5-O-methyl-L-idoitol
64	1,4:3,6-dianhydro-2-O-methyl-5-O-[6-(methyloxy)-4-[(2,3,4-trichlorophenyl)amino]quinazolin-7-yl]-L-idoitol

(continued)

Table 4	
Entry	Name
65	1,4:3,6-dianhydro-5-O-[4-[(3,4-dichlorophenyl)amino]-6-(methyloxy)quinazolin-7-yl]-2-O-methyl-D-xylo-hexitol
66	1,4:3,6-dianhydro-2-O-[4-[(4-bromo-2,3-dichlorophenyl)amino]-6-(methyloxy)quinazolin-7-yl]-5-O-methyl-L-iditol
67	1,4:3,6-dianhydro-5-O-[4-[(4-bromo-3-chlorophenyl)amino]-6-(methyloxy)quinazolin-7-yl]-L-sorbose ethylene glycol acetal
68	1,4:3,6-dianhydro-2-O-[4-[(3-chloro-2,4-difluorophenyl)amino]-6-(methyloxy)quinazolin-7-yl]-5-O-methyl-L-iditol
69	1,4:3,6-dianhydro-2-O-[4-[(4,5-dichloro-2-fluorophenyl)amino]-6-(methyloxy)quinazolin-7-yl]-5-O-methyl-L-iditol
70	1,4:3,6-dianhydro-2-O-[4-[(4-bromo-3-chlorophenyl)amino]-6-(methyloxy)quinazolin-7-yl]-5-O-(difluoromethyl)-L-iditol
71	1,4:3,6-dianhydro-2-O-[4-[(3-chloro-2-fluorophenyl)amino]-6-(methyloxy)quinazolin-7-yl]-5-O-methyl-L-iditol
72	1,4:3,6-dianhydro-2-O-[4-[(3,4-dichlorophenyl)amino]-6-(methyloxy)quinazolin-7-yl]-5-O-methyl-L-iditol
73	1,4:3,6-dianhydro-2-O-[4-[(4-bromo-3-chlorophenyl)amino]-6-(methyloxy)quinazolin-7-yl]-5-O-methyl-L-iditol
74	1,4:3,6-dianhydro-2-O-[4-[(4-bromo-3-chlorophenyl)amino]-6-(methyloxy)quinazolin-7-yl]-5-O-ethyl-L-iditol
75	1,4:3,6-dianhydro-2-O-[4-[(3-bromo-2-methylphenyl)amino]-6-(methyloxy)quinazolin-7-yl]-5-O-methyl-L-iditol
76	1,4:3,6-dianhydro-2-O-[4-[(3-chloro-2-methylphenyl)amino]-6-(methyloxy)quinazolin-7-yl]-5-O-methyl-L-iditol
77	1,4:3,6-dianhydro-2-O-[4-[(4-bromo-3-chlorophenyl)amino]-6-(methyloxy)quinazolin-7-yl]-5-deoxy-D-xylo-hexitol
78	1,4:3,6-dianhydro-2-O-[4-[(4-bromo-3-chlorophenyl)amino]-6-(methyloxy)quinazolin-7-yl]-5-O-methyl-D-glucitol
79	methyl 3,6-anhydro-5-O-[4-[(4-bromo-3-chlorophenyl)amino]-6-(methyloxy)quinazolin-7-yl]-2-O-methyl-alpha-L-idofuranoside
80	3,6-anhydro-5-O-[4-[(4-bromo-3-chlorophenyl)amino]-6-(methyloxy)quinazolin-7-yl]-1,2-O-(1-methylethylidene)-beta-L-xylo-hexofuranose
81	1,4:3,6-dianhydro-2-O-[4-[(4-bromo-3-chlorophenyl)amino]-6-(methyloxy)quinazolin-7-yl]-5-deoxy-5-methylidene-D-xylo-hexitol
82	methyl 3,6-anhydro-5-O-[4-[(4-bromo-3-chlorophenyl)amino]-6-(methyloxy)quinazolin-7-yl]-2-O-methyl-beta-L-idofuranoside
83	<i>N</i> -(3,4-dichloro-2-fluorophenyl)-6-(methyloxy)-7-[(octahydro-2 <i>H</i> -quinolizin-3-ylmethyl)oxy]quinazolin-4-amine
84	1,4:3,6-dianhydro-2-deoxy-2-fluoro-5-O-[6-(methyloxy)-4-[(2,3,4-trifluorophenyl)amino]quinazolin-7-yl]-D-iditol
85	1,4:3,6-dianhydro-5-O-[4-[(2-chloro-4-fluorophenyl)amino]-6-(methyloxy)quinazolin-7-yl]-2-deoxy-2-fluoro-D-iditol
86	1,4:3,6-dianhydro-5-O-[4-[(2-bromo-4-fluorophenyl)amino]-6-(methyloxy)quinazolin-7-yl]-2-deoxy-2-fluoro-D-iditol

(continued)

Table 4	
Entry	Name
87	1,4:3,6-dianhydro-2-deoxy-5-O-[4-[(2,6-difluorophenyl)amino]-6-(methyloxy)quinazolin-7-yl]-2-fluoro-D-iditol
88	1,4:3,6-dianhydro-5-O-[4-[(3-chloro-2-fluorophenyl)amino]-6-(methyloxy)quinazolin-7-yl]-2-deoxy-2-fluoro-D-iditol
89	1,4:3,6-dianhydro-2-deoxy-2-fluoro-5-O-[4-[(4-fluoro-3-(trifluoromethyl)phenyl)amino]-6-(methyloxy)quinazolin-7-yl]-D-iditol
90	1,4:3,6-dianhydro-2-deoxy-5-O-[4-[(2,4-difluorophenyl)amino]-6-(methyloxy)quinazolin-7-yl]-2-fluoro-D-iditol
91	1,4:3,6-dianhydro-2-deoxy-5-O-[4-[(2,5-difluorophenyl)amino]-6-(methyloxy)quinazolin-7-yl]-2-fluoro-D-iditol
92	1,4:3,6-dianhydro-2-deoxy-5-O-[4-[(2,3-difluorophenyl)amino]-6-(methyloxy)quinazolin-7-yl]-2-fluoro-D-iditol
93	1,4:3,6-dianhydro-5-O-[4-[(5-chloro-2-fluorophenyl)amino]-6-(methyloxy)quinazolin-7-yl]-2-deoxy-2-fluoro-D-iditol
94	1,4:3,6-dianhydro-2-deoxy-5-O-[4-[(3,5-difluorophenyl)amino]-6-(methyloxy)quinazolin-7-yl]-2-fluoro-D-iditol
95	1,4:3,6-dianhydro-5-O-[4-[(3-chloro-4-fluorophenyl)amino]-6-(methyloxy)quinazolin-7-yl]-2-deoxy-2-fluoro-D-iditol
96	1,4:3,6-dianhydro-5-O-[4-[(4-bromo-2-chlorophenyl)amino]-6-(methyloxy)quinazolin-7-yl]-2-deoxy-2-fluoro-D-iditol
97	1,4:3,6-dianhydro-2-deoxy-5-O-[4-[(3,4-dichloro-2-fluorophenyl)amino]-6-(methyloxy)quinazolin-7-yl]-2-fluoro-D-iditol
98	1,4:3,6-dianhydro-5-O-[4-[(4-bromo-5-chloro-2-fluorophenyl)amino]-6-(methyloxy)quinazolin-7-yl]-2-deoxy-2-fluoro-D-iditol
99	1,4:3,6-dianhydro-2-deoxy-2-fluoro-5-O-[6-(methyloxy)-4-[(2,4,5-trifluorophenyl)amino]quinazolin-7-yl]-D-iditol
100	1,4:3,6-dianhydro-2-deoxy-2-fluoro-5-O-[6-(methyloxy)-4-[(2,4,6-trifluorophenyl)amino]quinazolin-7-yl]-D-iditol
101	1,4:3,6-dianhydro-5-O-[4-[(4-[(4-chlorophenyl)oxy]-3,5-difluorophenyl)amino]-6-(methyloxy)quinazolin-7-yl]-2-deoxy-2-fluoro-D-iditol
102	1,4:3,6-dianhydro-5-O-[4-[(4-bromo-3-chloro-2-fluorophenyl)amino]-6-(methyloxy)quinazolin-7-yl]-2-deoxy-2-fluoro-D-iditol
103	1,4:3,6-dianhydro-5-O-[4-[(4-bromo-2,3-dichlorophenyl)amino]-6-(methyloxy)quinazolin-7-yl]-2-deoxy-2-fluoro-D-iditol
104	1,4:3,6-dianhydro-5-O-[4-[(4-bromo-3-chloro-5-fluorophenyl)amino]-6-(methyloxy)quinazolin-7-yl]-2-deoxy-2-fluoro-D-iditol
105	1,4:3,6-dianhydro-2-deoxy-5-O-[4-[(4,5-dichloro-2-fluorophenyl)amino]-6-(methyloxy)quinazolin-7-yl]-2-fluoro-D-iditol
106	1,4:3,6-dianhydro-2-deoxy-2-fluoro-5-O-[6-(methyloxy)-4-[(2,3,4-trichlorophenyl)amino]quinazolin-7-yl]-D-iditol
107	1,4:3,6-dianhydro-2-deoxy-2-fluoro-5-O-[6-(methyloxy)-4-[(3,4,5-trichlorophenyl)amino]quinazolin-7-yl]-D-iditol

(continued)

Table 4	
Entry	Name
108	1,4:3,6-dianhydro-5-O-[4-[(4-bromo-2-fluorophenyl)amino]-6-(methyloxy)quinazolin-7-yl]-2-deoxy-2-fluoro-D-iditol
109	1,4:3,6-dianhydro-5-O-[4-[(4-chloro-2-fluorophenyl)amino]-6-(methyloxy)quinazolin-7-yl]-2-deoxy-2-fluoro-D-iditol
110	1,4:3,6-dianhydro-5-O-[4-[(3-chloro-2-methylphenyl)amino]-6-(methyloxy)quinazolin-7-yl]-2-deoxy-2-fluoro-D-iditol
111	1,4:3,6-dianhydro-2-deoxy-5-O-[4-[(3,4-difluorophenyl)amino]-6-(methyloxy)quinazolin-7-yl]-2-fluoro-D-iditol
112	1,4:3,6-dianhydro-5-O-[4-[(2-chlorophenyl)amino]-6-(methyloxy)quinazolin-7-yl]-2-deoxy-2-fluoro-D-iditol
113	1,4:3,6-dianhydro-2-deoxy-2-fluoro-5-O-[4-[(2-fluorophenyl)amino]-6-(methyloxy)quinazolin-7-yl]-D-iditol
114	1,4:3,6-dianhydro-5-O-[4-[(3-chlorophenyl)amino]-6-(methyloxy)quinazolin-7-yl]-2-deoxy-2-fluoro-D-iditol
115	1,4:3,6-dianhydro-2-deoxy-2-fluoro-5-O-[4-[(4-fluorophenyl)amino]-6-(methyloxy)quinazolin-7-yl]-D-iditol
116	1,4:3,6-dianhydro-5-O-[4-[(4-chlorophenyl)amino]-6-(methyloxy)quinazolin-7-yl]-2-deoxy-2-fluoro-D-iditol
117	1,4:3,6-dianhydro-2-deoxy-5-O-[4-[(2,4-dichlorophenyl)amino]-6-(methyloxy)quinazolin-7-yl]-2-fluoro-D-iditol
118	1,4:3,6-dianhydro-2-deoxy-5-O-[4-[(2,5-dichlorophenyl)amino]-6-(methyloxy)quinazolin-7-yl]-2-fluoro-D-iditol
119	1,4:3,6-dianhydro-2-deoxy-5-O-[4-[(3,4-dichlorophenyl)amino]-6-(methyloxy)quinazolin-7-yl]-2-fluoro-D-iditol
120	1,4:3,6-dianhydro-5-O-[4-[(2-bromo-4,6-difluorophenyl)amino]-6-(methyloxy)quinazolin-7-yl]-2-deoxy-2-fluoro-D-iditol
121	1,4:3,6-dianhydro-5-O-[4-[(4-chloro-3-(trifluoromethyl)phenyl)amino]-6-(methyloxy)quinazolin-7-yl]-2-deoxy-2-fluoro-D-iditol
122	1,4:3,6-dianhydro-5-O-[4-[(2-chloro-5-(trifluoromethyl)phenyl)amino]-6-(methyloxy)quinazolin-7-yl]-2-deoxy-2-fluoro-D-iditol
123	1,4:3,6-dianhydro-2-deoxy-2-fluoro-5-O-[4-[(2-fluoro-3-(trifluoromethyl)phenyl)amino]-6-(methyloxy)quinazolin-7-yl]-D-iditol
124	1,4:3,6-dianhydro-5-O-[4-[(2-bromo-5-(trifluoromethyl)phenyl)amino]-6-(methyloxy)quinazolin-7-yl]-2-deoxy-2-fluoro-D-iditol
125	1,4:3,6-dianhydro-5-O-[4-[(2-bromo-4-(trifluoromethyl)phenyl)amino]-6-(methyloxy)quinazolin-7-yl]-2-deoxy-2-fluoro-D-iditol
126	1,4:3,6-dianhydro-2-deoxy-2-fluoro-5-O-[4-[(4-fluoro-2-(trifluoromethyl)phenyl)amino]-6-(methyloxy)quinazolin-7-yl]-D-iditol
127	1,4:3,6-dianhydro-5-O-[4-[(3-bromo-5-(trifluoromethyl)phenyl)amino]-6-(methyloxy)quinazolin-7-yl]-2-deoxy-2-fluoro-D-iditol
128	1,4:3,6-dianhydro-5-O-[4-[(2-bromophenyl)amino]-6-(methyloxy)quinazolin-7-yl]-2-deoxy-2-fluoro-D-iditol
129	1,4:3,6-dianhydro-5-O-[4-[(3-bromophenyl)amino]-6-(methyloxy)quinazolin-7-yl]-2-deoxy-2-fluoro-D-iditol
130	1,4:3,6-dianhydro-5-O-[4-[(4-bromophenyl)amino]-6-(methyloxy)quinazolin-7-yl]-2-deoxy-2-fluoro-D-iditol
131	1,4:3,6-dianhydro-5-O-[4-[(3-bromo-4-methylphenyl)amino]-6-(methyloxy)quinazolin-7-yl]-2-deoxy-2-fluoro-D-iditol
132	1,4:3,6-dianhydro-5-O-[4-[(5-chloro-2-methylphenyl)amino]-6-(methyloxy)quinazolin-7-yl]-2-deoxy-2-fluoro-D-iditol

(continued)

Table 4	
Entry	Name
133	1,4:3,6-dianhydro-2-deoxy-5-O-[4-[(3,5-dimethylphenyl)amino]-6-(methyloxy)quinazolin-7-yl]-2-fluoro-D-iditol
134	1,4:3,6-dianhydro-5-O-[4-[[2,5-bis(methyloxy)phenyl]amino]-6-(methyloxy)quinazolin-7-yl]-2-deoxy-2-fluoro-D-iditol
135	1,4:3,6-dianhydro-5-O-[4-[[5-chloro-2,4-bis(methyloxy)phenyl]amino]-6-(methyloxy)quinazolin-7-yl]-2-deoxy-2-fluoro-D-iditol
136	1,4:3,6-dianhydro-5-O-[4-[[4-chloro-2,5-bis(methyloxy)phenyl]amino]-6-(methyloxy)quinazolin-7-yl]-2-deoxy-2-fluoro-D-iditol
137	1,4:3,6-dianhydro-5-O-[4-[(3-chloro-2,4-difluorophenyl)amino]-6-(methyloxy)quinazolin-7-yl]-2-deoxy-2-fluoro-D-iditol
138	<i>N</i> -(3,4-dichlorophenyl)-7-[[{5-[(dimethylamino)methyl]-1,2,4-oxadiazol-3-yl}methyl)oxy]-6-(methyloxy)quinazolin-4-amine
139	<i>N</i> -(3,4-dichlorophenyl)-7-[[{3-[(dimethylamino)methyl]-1,2,4-oxadiazol-5-yl}methyl)oxy]-6-(methyloxy)quinazolin-4-amine
140	<i>N</i> -(3,4-dichlorophenyl)-6-(methyloxy)-7-[[{3-[(4-methylpiperazin-1-yl)methyl]-1,2,4-oxadiazol-5-yl}methyl)oxy]quinazolin-4-amine
141	<i>N</i> -(3,4-dichlorophenyl)-6-(methyloxy)-7-[[{5-piperidin-4-yl-1,2,4-oxadiazol-3-yl}methyl)oxy]quinazolin-4-amine
142	<i>N</i> -(3,4-dichlorophenyl)-6-(methyloxy)-7-[[{5-(1-methylpiperidin-4-yl)-1,2,4-oxadiazol-3-yl}methyl)oxy]quinazolin-4-amine
143	<i>N</i> -(3,4-dichlorophenyl)-6-(methyloxy)-7-[[{3-(morpholin-4-ylmethyl)-1,2,4-oxadiazol-5-yl}methyl)oxy]quinazolin-4-amine
144	<i>N</i> -(3,4-dichlorophenyl)-6-(methyloxy)-7-[(morpholin-2-ylmethyl)oxy]quinazolin-4-amine
145	<i>N</i> -(3,4-dichlorophenyl)-6-(methyloxy)-7-[[{5-piperidin-2-yl-1,2,4-oxadiazol-3-yl}methyl)oxy]quinazolin-4-amine
146	<i>N</i> -(3,4-dichlorophenyl)-7-[[{2-[(dimethylamino)methyl]-1,3-thiazol-4-yl}methyl)oxy]-6-(methyloxy)quinazolin-4-amine
147	<i>N</i> -(3,4-dichlorophenyl)-6-(methyloxy)-7-[[{4-(phenylmethyl)morpholin-2-yl}methyl)oxy]quinazolin-4-amine
148	1,1-dimethylethyl 2-[[4-[(3,4-dichlorophenyl)amino]-6-(methyloxy)quinazolin-7-yl]oxy)methyl)morpholine-4-carboxylate
149	<i>N</i> -(3,4-dichlorophenyl)-6-(methyloxy)-7-[[{2-(morpholin-4-ylmethyl)-1,3-thiazol-4-yl}methyl)oxy]quinazolin-4-amine
150	<i>N</i> -(3,4-dichlorophenyl)-6-(methyloxy)-7-[[{2-[(4-methylpiperazin-1-yl)methyl]-1,3-thiazol-4-yl}methyl)oxy]quinazolin-4-amine
151	<i>N</i> -(3,4-dichlorophenyl)-7-[[{4-methylmorpholin-2-yl}methyl)oxy]-6-(methyloxy)quinazolin-4-amine
152	<i>N</i> -(3,4-dichlorophenyl)-6-(methyloxy)-7-[[{1,4-oxazepan-2-ylmethyl)oxy]quinazolin-4-amine
153	<i>N</i> -(3,4-dichlorophenyl)-6-(methyloxy)-7-[[{5-piperidin-3-yl-1,2,4-oxadiazol-3-yl}methyl)oxy]quinazolin-4-amine
154	<i>N</i> -(3,4-dichlorophenyl)-6-(methyloxy)-7-[[{5-(1-methylpiperidin-2-yl)-1,2,4-oxadiazol-3-yl}methyl)oxy]quinazolin-4-amine
155	<i>N</i> -(3,4-dichlorophenyl)-7-[[{4-methyl-1,4-oxazepan-2-yl}methyl)oxy]-6-(methyloxy)quinazolin-4-amine

(continued)

Table 4	
Entry	Name
156	<i>N</i> -(3,4-dichlorophenyl)-6-(methyloxy)-7-({[5-(1-methylpiperidin-3-yl)-1,2,4-oxadiazol-3-yl]methyl}oxy)quinazolin-4-amine
157	<i>N</i> -(3,4-dichlorophenyl)-7-({[5-(1,1-dimethylethyl)-1,2,4-oxadiazol-3-yl]methyl}oxy)-6-(methyloxy)quinazolin-4-amine
158	<i>N</i> -(3,4-dichlorophenyl)-6-(methyloxy)-7-[(2-phenyl-1,3-thiazol-4-yl)methyl]oxy}quinazolin-4-amine
159	7-[(2,1,3-benzothiadiazol-4-ylmethyl)oxy]- <i>N</i> -(3,4-dichlorophenyl)-6-(methyloxy)quinazolin-4-amine
160	<i>N</i> -(3,4-dichlorophenyl)-7-({[5-methylisoxazol-3-yl]methyl}oxy)-6-(methyloxy)quinazolin-4-amine
161	<i>N</i> -(3,4-dichlorophenyl)-6-(methyloxy)-7-({[5-methyl-4-phenylisoxazol-3-yl]methyl}oxy)quinazolin-4-amine
162	7-[(1,3-benzothiazol-2-ylmethyl)oxy]- <i>N</i> -(3,4-dichlorophenyl)-6-(methyloxy)quinazolin-4-amine
163	7-[(2,1,3-benzoxadiazol-5-ylmethyl)oxy]- <i>N</i> -(3,4-dichlorophenyl)-6-(methyloxy)quinazolin-4-amine
164	<i>N</i> -(3,4-dichlorophenyl)-6-(methyloxy)-7-({[2-(2-thienyl)-1,3-thiazol-4-yl]methyl}oxy)quinazolin-4-amine
165	<i>N</i> -3,4-dichlorophenyl)-6-(methyloxy)-7-({[1-phenyl-1 <i>H</i> -pyrazol-4-yl]methyl}oxy)quinazolin-4-amine
166	<i>N</i> -3,4-dichlorophenyl)-6-(methyloxy)-7-({[5-[3-(trifluoromethyl)phenyl]-1,2,4-oxadiazol-3-yl]methyl}oxy)quinazolin-4-amine
167	<i>N</i> -3,4-dichlorophenyl)-6-(methyloxy)-7-({[5-[4-(trifluoromethyl)phenyl]-1,2,4-oxadiazol-3-yl]methyl}oxy)quinazolin-4-amine
168	7-({[3-(4-chlorophenyl)-1,2,4-oxadiazol-5-yl]methyl}oxy)- <i>N</i> -(3,4-dichlorophenyl)-6-(methyloxy)quinazolin-4-amine
169	7-({[6-bromo-2-(methyloxy)naphthalen-1-yl]methyl}oxy)- <i>N</i> -(3,4-dichlorophenyl)-6-(methyloxy)quinazolin-4-amine
170	<i>N</i> -(3,4-dichlorophenyl)-6-(methyloxy)-7-[(1,3-thiazol-4-ylmethyl)oxy]quinazolin-4-amine
171	7-({[6-chloropyridin-3-yl]methyl}oxy)- <i>N</i> -(3,4-dichlorophenyl)-6-(methyloxy)quinazolin-4-amine
172	<i>N</i> -(3,4-dichlorophenyl)-6-(methyloxy)-7-[(pyridin-4-ylmethyl)oxy]quinazolin-4-amine
173	<i>N</i> -(3,4-dichlorophenyl)-6-(methyloxy)-7-[(2-methyl-1,3-thiazol-4-yl)methyl]oxy}quinazolin-4-amine
174	7-({[6-chloro-4 <i>H</i> -1,3-benzodioxin-8-yl]methyl}oxy)- <i>N</i> -(3,4-dichlorophenyl)-6-(methyloxy)quinazolin-4-amine
175	7-({[5-chloro-1-methyl-3-phenyl-1 <i>H</i> -pyrazol-4-yl]methyl}oxy)- <i>N</i> -(3,4-dichlorophenyl)-6-(methyloxy)quinazolin-4-amine
176	<i>N</i> -(3,4-dichlorophenyl)-6-(methyloxy)-7-({[1-methyl-3-(trifluoromethyl)-1 <i>H</i> -thieno[2,3- <i>c</i>]pyrazol-5-yl]methyl}oxy)quinazolin-4-amine
177	<i>N</i> -(3,4-dichlorophenyl)-6-(methyloxy)-7-({[3-phenylisoxazol-5-yl]methyl}oxy)quinazolin-4-amine
178	<i>N</i> -(3,4-dichlorophenyl)-6-(methyloxy)-7-[(2,4,6-trimethylphenyl)methyl]oxy}quinazolin-4-amine
179	<i>N</i> -(3,4-dichlorophenyl)-6-(methyloxy)-7-[(pyridin-3-ylmethyl)oxy]quinazolin-4-amine
180	<i>N</i> -(3,4-dichlorophenyl)-6-(methyloxy)-7-({[3-[4-(methyloxy)phenyl]isoxazol-5-yl]methyl}oxy)quinazolin-4-amine
181	<i>N</i> -(3,4-dichlorophenyl)-7-({[5-[(2,4-dichlorophenyl)oxy]-1-methyl-3-(trifluoromethyl)-1 <i>H</i> -pyrazol-4-yl]methyl}oxy)-6-(methyloxy)quinazolin-4-amine
182	7-[(cyclopropylmethyl)oxy]- <i>N</i> -(3,4-dichlorophenyl)-6-(methyloxy)quinazolin-4-amine
183	<i>N</i> -(3,4-dichlorophenyl)-6-(methyloxy)-7-[(tetrahydrofuran-2-ylmethyl)oxy]quinazolin-4-amine
184	7-(cyclopentyl)oxy)- <i>N</i> -(3,4-dichlorophenyl)-6-(methyloxy)quinazolin-4-amine

(continued)

Table 4	
Entry	Name
185	7-[(2-cyclohexylethyl)oxy]- <i>N</i> -(3,4-dichlorophenyl)-6-(methyloxy)quinazolin-4-amine
186	7-[(cyclohexylmethyl)oxy]- <i>N</i> -(3,4-dichlorophenyl)-6-(methyloxy)quinazolin-4-amine
187	7-[(cyclobutylmethyl)oxy]- <i>N</i> -(3,4-dichlorophenyl)-6-(methyloxy)quinazolin-4-amine
188	<i>N</i> -(3,4-dichlorophenyl)-7-[[2-(1,3-dioxolan-2-yl)ethyl]oxy]-6-(methyloxy)quinazolin-4-amine
189	<i>N</i> -(3,4-dichlorophenyl)-7-[[2-(1,3-dioxan-2-yl)ethyl]oxy]-6-(methyloxy)quinazolin-4-amine
190	<i>N</i> -(3,4-dichlorophenyl)-6-(methyloxy)-7-[(2-morpholin-4-ylethyl)oxy]quinazolin-4-amine
191	<i>N</i> -(3,4-dichlorophenyl)-6-(methyloxy)-7-[(2-pyrrolidin-1-ylethyl)oxy]quinazolin-4-amine
192	<i>N</i> -(3,4-dichlorophenyl)-6-(methyloxy)-7-[(2-piperidin-1-ylethyl)oxy]quinazolin-4-amine
193	2-(2-{4-[(3,4-dichlorophenyl)amino]-6-(methyloxy)quinazolin-7-yl}oxy)ethyl)-1 <i>H</i> -isoindole-1,3(2 <i>H</i>)-dione
194	methyl 6-O-[4-[(3,4-dichlorophenyl)amino]-6-(methyloxy)quinazolin-7-yl]-alpha-D-glucopyranoside
195	<i>N</i> -(3,4-dichlorophenyl)-6-(methyloxy)-7-[(2-morpholin-4-yl-2-oxoethyl)oxy]quinazolin-4-amine
196	1,1-dimethylethyl 2-[3-({[4-[(3,4-dichlorophenyl)amino]-6-(methyloxy)quinazolin-7-yl]oxy}methyl)-1,2,4-oxadiazol-5-yl]piperidine-1-carboxylate
197	1,1-dimethylethyl 4-[3-({[4-[(3,4-dichlorophenyl)amino]-6-(methyloxy)quinazolin-7-yl]oxy}methyl)-1,2,4-oxadiazol-5-yl]piperidine-1-carboxylate
198	<i>N</i> -(3,4-dichlorophenyl)-6-(methyloxy)-7-({[4-(4-pyrrolidin-1-ylphenyl)-1,3-thiazol-2-yl]methyl}oxy)quinazolin-4-amine
199	<i>N</i> -(3,4-dichlorophenyl)-7-({[4-[4-(diethylamino)phenyl]-1,3-thiazol-2-yl]methyl}oxy)-6-(methyloxy)quinazolin-4-amine
200	5-[2-({[4-[(3,4-dichlorophenyl)amino]-6-(methyloxy)quinazolin-7-yl]oxy}methyl)-1,3-thiazol-4-yl]-2-hydroxybenzamide
201	<i>N</i> -(3,4-dichlorophenyl)-6-(methyloxy)-7-[[4-(4-pyridin-3-yl-1,3-thiazol-2-yl)methyl]oxy]quinazolin-4-amine
202	<i>N</i> -(3,4-dichlorophenyl)-6-(methyloxy)-7-[[4-(4-pyridin-2-yl-1,3-thiazol-2-yl)methyl]oxy]quinazolin-4-amine
203	<i>N</i> -(3,4-dichlorophenyl)-6-(methyloxy)-7-[[4-(4-pyridin-4-yl-1,3-thiazol-2-yl)methyl]oxy]quinazolin-4-amine
204	<i>N</i> -(3,4-dichlorophenyl)-6-(methyloxy)-7-[[2-(morpholin-4-yl-1,3-thiazol-4-yl)methyl]oxy]quinazolin-4-amine
205	<i>N</i> -(3,4-dichlorophenyl)-6-(methyloxy)-7-[[3-(morpholin-4-yl-1,2,4-oxadiazol-5-yl)methyl]oxy]quinazolin-4-amine
206	<i>N</i> -(3,4-dichlorophenyl)-7-({[3-(dimethylamino)-1,2,4-oxadiazol-5-yl]methyl}oxy)-6-(methyloxy)quinazolin-4-amine
207	<i>N</i> -(3,4-dichlorophenyl)-6-(methyloxy)-7-({[4-[(4-methylpiperazin-1-yl)methyl]-1,3-thiazol-2-yl]methyl}oxy)quinazolin-4-amine
208	<i>N</i> -(3,4-dichlorophenyl)-6-(methyloxy)-7-[(4,5,6,7-tetrahydro[1,3]thiazolo[5,4- <i>c</i>]pyridin-2-yl)methyl]oxy]quinazolin-4-amine
209	<i>N</i> -(3,4-dichlorophenyl)-6-(methyloxy)-7-({[4-(morpholin-4-ylmethyl)-1,3-thiazol-2-yl]methyl}oxy)quinazolin-4-amine
210	<i>N</i> -(3,4-dichlorophenyl)-7-({[4-[(4-methyl-1,4-diazepan-1-yl)methyl]-1,3-thiazol-2-yl]methyl}oxy)-6-(methyloxy)quinazolin-4-amine
211	<i>N</i> -(3,4-dichlorophenyl)-6-(methyloxy)-7-({[5-({[(phenylmethyl)oxy]methyl)-1,2,4-oxadiazol-3-yl]methyl}oxy]quinazolin-4-amine
212	<i>N</i> -(3,4-dichlorophenyl)-7-[[4-ethylmorpholin-2-yl)methyl]oxy]-6-(methyloxy)quinazolin-4-amine

(continued)

Table 4	
Entry	Name
213	<i>N</i> -(3,4-dichlorophenyl)-6-(methyloxy)-7-[[2-(piperidin-4-yl-1,3-thiazol-4-yl)methyl]oxy]quinazolin-4-amine
214	<i>N</i> -(3,4-dichlorophenyl)-6-(methyloxy)-7-[[2-(1-methylpiperidin-4-yl)-1,3-thiazol-4-yl]methyl]oxy]quinazolin-4-amine
215	1,1-dimethylethyl 4-[5-({[4-((3,4-dichlorophenyl)amino]-6-(methyloxy)quinazolin-7-yl]oxy)methyl]-1,2,4-oxadiazol-3-yl]piperazine-1-carboxylate
217	<i>N</i> -(3,4-dichlorophenyl)-6-(methyloxy)-7-[[3-(piperazin-1-yl-1,2,4-oxadiazol-5-yl)methyl]oxy]quinazolin-4-amine
218	<i>N</i> -(3,4-dichlorophenyl)-6-(methyloxy)-7-[[3-(4-methylpiperazin-1-yl)-1,2,4-oxadiazol-5-yl]methyl]oxy]quinazolin-4-amine
219	<i>N</i> -(3,4-dichlorophenyl)-7-({[5-(1-ethylpiperidin-2-yl)-1,2,4-oxadiazol-3-yl]methyl}oxy)-6-(methyloxy)quinazolin-4-amine
220	<i>N</i> -(3,4-dichlorophenyl)-7-({[3-(4-ethylpiperazin-1-yl)-1,2,4-oxadiazol-5-yl]methyl}oxy)-6-(methyloxy)quinazolin-4-amine
221	<i>N</i> -(3,4-dichlorophenyl)-6-(methyloxy)-7-[[5-[4-(methyloxy)phenyl]-1,2,4-oxadiazol-3-yl]methyl]oxy]quinazolin-4-amine
222	<i>N</i> -(3,4-dichlorophenyl)-6-(methyloxy)-7-[[2-[4-(trifluoromethyl)phenyl]-1,3-thiazol-4-yl]methyl]oxy]quinazolin-4-amine
223	7-({[2-(4-chlorophenyl)-1,3-thiazol-4-yl]methyl}oxy)- <i>N</i> -(3,4-dichlorophenyl)-6-(methyloxy)quinazolin-4-amine
224	<i>N</i> -(3,4-dichlorophenyl)-7-({[5-(3,5-dimethylisoxazol-4-yl)-1,2,4-oxadiazol-3-yl]methyl}oxy)-6-(methyloxy)quinazolin-4-amine
225	7-[[5-chloro-1-benzothien-3-yl]methyl]oxy]- <i>N</i> -(3,4-dichlorophenyl)-6-(methyloxy)quinazolin-4-amine
226	<i>N</i> -(3,4-dichlorophenyl)-7-({[3-[4-(1,1-dimethylethyl)phenyl]-1,2,4-oxadiazol-5-yl]methyl}oxy)-6-(methyloxy)quinazolin-4-amine
227	<i>N</i> -(3,4-dichlorophenyl)-6-(methyloxy)-7-[[5-[2-(methyloxy)phenyl]-1,2,4-oxadiazol-3-yl]methyl]oxy]quinazolin-4-amine
228	<i>N</i> -(3,4-dichlorophenyl)-6-(methyloxy)-7-[[5-(4-methylphenyl)-1,3,4-oxadiazol-2-yl]methyl]oxy]quinazolin-4-amine
229	<i>N</i> -(3,4-dichlorophenyl)-6-(methyloxy)-7-({[1-(phenylmethyl)-1 <i>H</i> -imidazol-2-yl]methyl}oxy)quinazolin-4-amine
230	<i>N</i> -(3,4-dichlorophenyl)-7-({[3-(2,6-dichlorophenyl)-5-methylisoxazol-4-yl]methyl}oxy)-6-(methyloxy)quinazolin-4-amine
231	<i>N</i> -(3,4-dichlorophenyl)-7-[[6-fluoro-4 <i>H</i> -1,3-benzodioxin-8-yl]methyl]oxy]-6-(methyloxy)quinazolin-4-amine
232	7-[[3,5-dibromophenyl]methyl]oxy]- <i>N</i> -(3,4-dichlorophenyl)-6-(methyloxy)quinazolin-4-amine
233	<i>N</i> -(3,4-dichlorophenyl)-7-[[2,6-difluorophenyl]methyl]oxy]-6-(methyloxy)quinazolin-4-amine
234	<i>N</i> -(3,4-dichlorophenyl)-6-(methyloxy)-7-({[3-[(pyridin-2-ylsulfonyl)methyl]-1,2,4-oxadiazol-5-yl]methyl}oxy]quinazolin-4-amine
235	<i>N</i> -(3,4-dichlorophenyl)-6-(methyloxy)-7-[[5-phenyl-1,2,4-oxadiazol-3-yl]methyl]oxy]quinazolin-4-amine
236	7-({[4-chloro-2-(trifluoromethyl)quinolin-6-yl]methyl}oxy)- <i>N</i> -(3,4-dichlorophenyl)-6-(methyloxy)quinazolin-4-amine
237	<i>N</i> -(3,4-dichlorophenyl)-6-(methyloxy)-7-[[2-(1-methylpyrrolidin-2-yl)ethyl]oxy]quinazolin-4-amine

(continued)

Table 4	
Entry	Name
238	<i>N</i> -(3,4-dichlorophenyl)-7-({[5-(1-ethylpiperidin-4-yl)-1,2,4-oxadiazol-3-yl]methyl}oxy)-6-(methyloxy)quinazolin-4-amine
239	<i>N</i> -(3,4-dichlorophenyl)-7-({[5-(1-ethylpiperidin-3-yl)-1,2,4-oxadiazol-3-yl]methyl}oxy)-6-(methyloxy)quinazolin-4-amine
240	<i>N</i> -(3,4-dichlorophenyl)-7-({[2-(dimethylamino)-1,3-thiazol-4-yl]methyl}oxy)-6-(methyloxy)quinazolin-4-amine
241	<i>N</i> -(3,4-dichlorophenyl)-7-({[4-ethyl-1,4-oxazepan-2-yl]methyl}oxy)-6-(methyloxy)quinazolin-4-amine
242	<i>N</i> -(3,4-dichlorophenyl)-7-({[2-(1-ethylpiperidin-4-yl)-1,3-thiazol-4-yl]methyl}oxy)-6-(methyloxy)quinazolin-4-amine
243	<i>N</i> -(3,4-dichlorophenyl)-6-(methyloxy)-7-({[3-[(2 <i>S</i>)-pyrrolidin-2-yl]-1,2,4-oxadiazol-5-yl]methyl}oxy)quinazolin-4-amine
244	<i>N</i> -(3,4-dichlorophenyl)-6-(methyloxy)-7-({[2-[(2 <i>S</i>)-pyrrolidin-2-yl]-1,3-thiazol-4-yl]methyl}oxy)quinazolin-4-amine
245	[4-({[4-[(3,4-dichlorophenyl)amino]-6-(methyloxy)quinazolin-7-yl]oxy}methyl)-1,3-thiazol-2-yl]methyl benzoate
246	[4-({[4-[(3,4-dichlorophenyl)amino]-6-(methyloxy)quinazolin-7-yl]oxy}methyl)-1,3-thiazol-2-yl]methanol
247	<i>N</i> -(3,4-dichlorophenyl)-6-(methyloxy)-7-({[5-methyl-4,5,6,7-tetrahydro[1,3]thiazolo[5,4- <i>c</i>]pyridin-2-yl]methyl}oxy)quinazolin-4-amine
248	<i>N</i> -(3,4-dichlorophenyl)-6-(methyloxy)-7-({[2-[(4 <i>S</i>)-1,3-thiazolidin-4-yl]-1,3-thiazol-4-yl]methyl}oxy)quinazolin-4-amine
249	<i>N</i> -(3,4-dichlorophenyl)-6-(methyloxy)-7-({[2-piperidin-2-yl-1,3-thiazol-4-yl]methyl}oxy)quinazolin-4-amine
250	<i>N</i> -(3,4-dichlorophenyl)-6-(methyloxy)-7-({[2-(1-methylpiperidin-2-yl)-1,3-thiazol-4-yl]methyl}oxy)quinazolin-4-amine
251	<i>N</i> -(3,4-dichlorophenyl)-6-(methyloxy)-7-({[2-piperidin-3-yl-1,3-thiazol-4-yl]methyl}oxy)quinazolin-4-amine
252	<i>N</i> -(3,4-dichlorophenyl)-6-(methyloxy)-7-({[2-(1-methylpiperidin-3-yl)-1,3-thiazol-4-yl]methyl}oxy)quinazolin-4-amine
253	<i>N</i> -(3,4-dichlorophenyl)-7-({[2-(1-ethylpiperidin-2-yl)-1,3-thiazol-4-yl]methyl}oxy)-6-(methyloxy)quinazolin-4-amine
254	<i>N</i> -(3,4-dichlorophenyl)-7-({[2-(1-ethylpiperidin-3-yl)-1,3-thiazol-4-yl]methyl}oxy)-6-(methyloxy)quinazolin-4-amine
255	<i>N</i> -(3,4-dichlorophenyl)-7-({[3-[(2 <i>S</i>)-1-ethylpyrrolidin-2-yl]-1,2,4-oxadiazol-5-yl]methyl}oxy)-6-(methyloxy)quinazolin-4-amine
256	<i>N</i> -(3,4-dichlorophenyl)-7-({[2-[(2 <i>S</i>)-1-ethylpyrrolidin-2-yl]-1,3-thiazol-4-yl]methyl}oxy)-6-(methyloxy)quinazolin-4-amine
257	<i>N</i> -(3,4-dichlorophenyl)-7-({[5-ethyl-4,5,6,7-tetrahydro[1,3]thiazolo[5,4- <i>c</i>]pyridin-2-yl]methyl}oxy)-6-(methyloxy)quinazolin-4-amine
258	<i>N</i> -(3,4-dichlorophenyl)-6-(methyloxy)-7-({[4-propyl-1,4-oxazepan-2-yl]methyl}oxy)quinazolin-4-amine
259	7-({[4-(cyclopropylmethyl)-1,4-oxazepan-2-yl]methyl}oxy)- <i>N</i> -(3,4-dichlorophenyl)-6-(methyloxy)quinazolin-4-amine
260	<i>N</i> -(3,4-dichlorophenyl)-6-(methyloxy)-7-({[4-[2-(methyloxy)ethyl]-1,4-oxazepan-2-yl]methyl}oxy)quinazolin-4-amine

(continued)

Table 4	
Entry	Name
261	<i>N</i> -(3,4-dichlorophenyl)-7-({[4-(1-methylethyl)-1,4-oxazepan-2-yl]methyl}oxy)-6-(methyloxy)quinazolin-4-amine
262	<i>N</i> -(3,4-dichlorophenyl)-6-(methyloxy)-7-[(2-piperazin-1-yl-1,3-thiazol-4-yl)methyl]oxy}quinazolin-4-amine
263	<i>N</i> -(3,4-dichlorophenyl)-6-(methyloxy)-7-[(5-pyrrolidin-2-yl-1,2,4-oxadiazol-3-yl)methyl]oxy}quinazolin-4-amine
264	<i>N</i> -(3,4-dichlorophenyl)-7-({[5-(1-ethylpyrrolidin-2-yl)-1,2,4-oxadiazol-3-yl]methyl}oxy)-6-(methyloxy)quinazolin-4-amine
265	<i>N</i> -(3,4-dichlorophenyl)-6-(methyloxy)-7-[(3-[(2 <i>S</i>)-1-methylpyrrolidin-2-yl]-1,2,4-oxadiazol-5-yl)methyl]oxy}quinazolin-4-amine
266	<i>N</i> -(3,4-dichlorophenyl)-6-(methyloxy)-7-[(2-[(2 <i>S</i>)-1-methylpyrrolidin-2-yl]-1,3-thiazol-4-yl)methyl]oxy}quinazolin-4-amine
267	<i>N</i> -(3,4-dichlorophenyl)-7-({[2-(4-ethylpiperazin-1-yl)-1,3-thiazol-4-yl]methyl}oxy)-6-(methyloxy)quinazolin-4-amine
268	<i>N</i> -(3,4-dichlorophenyl)-7-[(1,4-dimethylpiperazin-2-yl)methyl]oxy}-6-(methyloxy)quinazolin-4-amine
269	7-[(4-cyclopentylmorpholin-2-yl)methyl]oxy}- <i>N</i> -(3,4-dichlorophenyl)-6-(methyloxy)quinazolin-4-amine
270	<i>N</i> -(3,4-dichlorophenyl)-7-({[4-(1-methylethyl)morpholin-2-yl]methyl}oxy)-6-(methyloxy)quinazolin-4-amine
271	<i>N</i> -(3,4-dichlorophenyl)-6-(methyloxy)-7-({[4-(3-phenylpropyl)morpholin-2-yl]methyl}oxy)quinazolin-4-amine
272	<i>N</i> -(3,4-dichlorophenyl)-6-(methyloxy)-7-({[4-[2-(methyloxy)ethyl]morpholin-2-yl]methyl}oxy}quinazolin-4-amine
273	ethyl 2-[2-({[4-[(3,4-dichlorophenyl)amino]-6-(methyloxy)quinazolin-7-yl]oxy}methyl)morpholin-4-yl]propanoate
274	<i>N</i> -(3,4-dichlorophenyl)-7-[(4-hex-5-en-1-ylmorpholin-2-yl)methyl]oxy}-6-(methyloxy)quinazolin-4-amine
275	2-({2-[2-({[4-[(3,4-dichlorophenyl)amino]-6-(methyloxy)quinazolin-7-yl]oxy}methyl)morpholin-4-yl]ethyl}oxy)ethanol
276	methyl 3-[2-({[4-[(3,4-dichlorophenyl)amino]-6-(methyloxy)quinazolin-7-yl]oxy}methyl)morpholin-4-yl]propanoate
277	6-[2-({[4-[(3,4-dichlorophenyl)amino]-6-(methyloxy)quinazolin-7-yl]oxy}methyl)morpholin-4-yl]hexanenitrile
278	<i>N</i> -(3,4-dichlorophenyl)-6-(methyloxy)-7-({[4-(tetrahydro-2 <i>H</i> -pyran-2-yl)methyl]morpholin-2-yl]methyl}oxy}quinazolin-4-amine
279	4-[2-({[4-[(3,4-dichlorophenyl)amino]-6-(methyloxy)quinazolin-7-yl]oxy}methyl)morpholin-4-yl]butanenitrile
280	<i>N</i> -(3,4-dichlorophenyl)-7-[(4-[(4-fluorophenyl)methyl]morpholin-2-yl)methyl]oxy}-6-(methyloxy)quinazolin-4-amine
281	methyl 5-[2-({[4-[(3,4-dichlorophenyl)amino]-6-(methyloxy)quinazolin-7-yl]oxy}methyl)morpholin-4-yl]pentanoate
282	<i>N</i> -(3,4-dichlorophenyl)-6-(methyloxy)-7-[(4-oct-7-en-1-ylmorpholin-2-yl)methyl]oxy}quinazolin-4-amine
283	<i>N</i> -(3,4-dichlorophenyl)-6-(methyloxy)-7-[(4-propylmorpholin-2-yl)methyl]oxy}quinazolin-4-amine
284	6-[2-({[4-[(3,4-dichlorophenyl)amino]-6-(methyloxy)quinazolin-7-yl]oxy}methyl)morpholin-4-yl]hexan-1-ol
285	7-[(4-acetylmorpholin-2-yl)methyl]oxy}- <i>N</i> -(3,4-dichlorophenyl)-6-(methyloxy)quinazolin-4-amine
286	7-({[4-(cyclopropylmethyl)morpholin-2-yl]methyl}oxy)- <i>N</i> -(3,4-dichlorophenyl)-6-(methyloxy)quinazolin-4-amine

(continued)

Table 4	
Entry	Name
287	<i>N</i> -(3,4-dichlorophenyl)-6-(methyloxy)-7-[[4-prop-2-yn-1-ylmorpholin-2-yl)methyl]oxy}quinazolin-4-amine
288	<i>N</i> -(3,4-dichlorophenyl)-6-(methyloxy)-7-[[4-pyridin-4-ylmorpholin-2-yl)methyl]oxy}quinazolin-4-amine
289	<i>N</i> -(3,4-dichlorophenyl)-6-(methyloxy)-7-[[4-(pyridin-2-ylmethyl)morpholin-2-yl)methyl]oxy}quinazolin-4-amine
290	<i>N</i> -(3,4-dichlorophenyl)-6-methyloxy)-7-[[4-pent-2-yn-1-ylmorpholin-2-yl)methyl]oxy}quinazolin-4-amine
291	<i>N</i> -(3,4-dichlorophenyl)-6-(methyloxy)-7-[[2-(4-methylpiperidin-1-yl)-1,3-thiazol-4-yl)methyl]oxy}quinazolin-4-amine
292	<i>N</i> -(3,4-dichlorophenyl)-6-(methyloxy)-7-[[5-(1-methylpyrrolidin-2-yl)-1,2,4-oxadiazol-3-yl)methyl]oxy}quinazolin-4-amine
293	<i>N</i> -(3-chloro-4-fluorophenyl)-7-[[4-methylmorpholin-2-yl)methyl]oxy}-6-(methyloxy)quinazolin-4-amine
294	7-[[4-butyl-1,4-oxazepan-2-yl)methyl]oxy}- <i>N</i> -(3,4-dichlorophenyl)-6-(methyloxy)quinazolin-4-amine
295	(3,4-dichlorophenyl)[7-(methyloxy)-6-[[4-(2-methylpropyl)-1,4-oxazepan-2-yl)methyl]oxy}quinazolin-4-amine
296	7-[[4-acetyl-1-ethylpiperazin-2-yl)methyl]oxy}- <i>N</i> -(3,4-dichlorophenyl)-6-(methyloxy)quinazolin-4-amine
297	(3,4-dichlorophenyl)(6-(methyloxy)-7-[[4-pentyl-1,4-oxazepan-2-yl)methyl]oxy}quinazolin-4-amine
298	(3,4-dichlorophenyl)[6-(methyloxy)-7-[[4-(tetrahydro-2 <i>H</i> -pyran-2-yl)methyl]-1,4-oxazepan-2-yl)methyl]oxy}quinazolin-4-amine
299	(3,4-dichlorophenyl)[6-(methyloxy)-7-[[4-(3-thienylmethyl)-1,4-oxazepan-2-yl)methyl]oxy}quinazolin-4-amine
300	<i>N</i> -[4-chloro-2,5-bis(methyloxy)phenyl]-7-[[4-methylmorpholin-2-yl)methyl]oxy}-6-(methyloxy)quinazolin-4-amine
301	<i>N</i> -(3-bromo-2-methylphenyl)-7-[[4-methylmorpholin-2-yl)methyl]oxy}-6-(methyloxy)quinazolin-4-amine
302	7-[[4-methylmorpholin-2-yl)methyl]oxy}-6-(methyloxy)- <i>N</i> -(3,4,5-trichlorophenyl)quinazolin-4-amine
303	<i>N</i> -(3-chloro-2-methylphenyl)-7-[[4-methylmorpholin-2-yl)methyl]oxy}-6-(methyloxy)quinazolin-4-amine
304	<i>N</i> -(3,4-dichlorophenyl)-7-[[4-ethanimidoyl-1,4-oxazepan-2-yl)methyl]oxy}-6-(methyloxy)quinazolin-4-amine
305	<i>N</i> -(4-bromo-2-fluorophenyl)-7-[[4-methylmorpholin-2-yl)methyl]oxy}-6-(methyloxy)quinazolin-4-amine
306	<i>N</i> -(5-chloro-2-fluorophenyl)-7-[[4-methylmorpholin-2-yl)methyl]oxy}-6-(methyloxy)quinazolin-4-amine
307	<i>N</i> -(4-chloro-2-fluorophenyl)-7-[[4-methylmorpholin-2-yl)methyl]oxy}-6-(methyloxy)quinazolin-4-amine
308	<i>N</i> -(2,4-dichlorophenyl)-7-[[4-methylmorpholin-2-yl)methyl]oxy}-6-(methyloxy)quinazolin-4-amine
309	<i>N</i> -(2,4-dibromophenyl)-7-[[4-methylmorpholin-2-yl)methyl]oxy}-6-(methyloxy)quinazolin-4-amine
310	7-[[4-methylmorpholin-2-yl)methyl]oxy}-6-(methyloxy)- <i>N</i> -(2,3,4-trichlorophenyl)quinazolin-4-amine
311	<i>N</i> -(3,4-dichlorophenyl)-7-[[1-ethyl-4-methylpiperazin-2-yl)methyl]oxy}-6-(methyloxy)quinazolin-4-amine
312	<i>N</i> '-cyano-2-[[4-[(3,4-dichlorophenyl)amino]-6-(methyloxy)quinazolin-7-yl]oxy)methyl]morpholine-4-carboximidamide
313	<i>N</i> -(3,4-dichlorophenyl)-6-(methyloxy)-7-[[2-(pyrrolidin-1-ylmethyl)-1,3-thiazol-4-yl)methyl]oxy}quinazolin-4-amine
314	<i>N</i> -(3,4-dichlorophenyl)-6-(methyloxy)-7-[[4-(tetrahydro-2 <i>H</i> -pyran-4-yl)morpholin-2-yl)methyl]oxy}quinazolin-4-amine
315	<i>N</i> -(3,4-dichlorophenyl)-7-[[4-(2-ethylbutyl)morpholin-2-yl)methyl]oxy}-6-(methyloxy)quinazolin-4-amine

(continued)

Table 4	
Entry	Name
316	7-({[4-(cyclohexylmethyl)morpholin-2-yl]methyl}oxy)- <i>N</i> -(3,4-dichlorophenyl)-6-(methyloxy)quinazolin-4-amine
317	2-[2-({[4-[(3,4-dichlorophenyl)amino]-6-(methyloxy)quinazolin-7-yl]oxy}methyl)morpholin-4-yl]ethanol
318	7-({[4-but-2-yn-1-ylmorpholin-2-yl]methyl}oxy)- <i>N</i> -(3,4-dichlorophenyl)-6-(methyloxy)quinazolin-4-amine
319	7-({[4-(cyclobutylmorpholin-2-yl]methyl}oxy)- <i>N</i> -(3,4-dichlorophenyl)-6-(methyloxy)quinazolin-4-amine
320	<i>N</i> -(3,4-dichlorophenyl)-7-({[4-[2-(1,3-dioxolan-2-yl)ethyl]morpholin-2-yl]methyl}oxy)-6-(methyloxy)quinazolin-4-amine
321	7-({[4-(2-cyclohexylethyl)morpholin-2-yl]methyl}oxy)- <i>N</i> -(3,4-dichlorophenyl)-6-(methyloxy)quinazolin-4-amine
322	<i>N</i> -(3,4-dichlorophenyl)-7-({[4-[2-(1,3-dioxan-2-yl)ethyl]morpholin-2-yl]methyl}oxy)-6-(methyloxy)quinazolin-4-amine
323	<i>N</i> -(3,4-dichlorophenyl)-6-(methyloxy)-7-({[4-(4-pent-4-en-1-ylmorpholin-2-yl]methyl}oxy)quinazolin-4-amine
324	<i>N</i> -(3,4-dichlorophenyl)-7-({[4-[(2 <i>R</i>)-2-methylbutyl]morpholin-2-yl]methyl}oxy)-6-(methyloxy)quinazolin-4-amine
325	<i>N</i> -(3,4-dichlorophenyl)-7-({[4-(4-fluorobutyl)morpholin-2-yl]methyl}oxy)-6-(methyloxy)quinazolin-4-amine
326	3-[2-({[4-[(3,4-dichlorophenyl)amino]-6-(methyloxy)quinazolin-7-yl]oxy}methyl)morpholin-4-yl]butan-2-one
327	1-[2-({[4-[(3,4-dichlorophenyl)amino]-6-(methyloxy)quinazolin-7-yl]oxy}methyl)morpholin-4-yl]butan-2-one
328	<i>N</i> -(3,4-dichlorophenyl)-6-(methyloxy)-7-({[4-(4-pentylmorpholin-2-yl]methyl}oxy)quinazolin-4-amine
329	<i>N</i> -(3,4-dichlorophenyl)-7-({[4-(4-hexylmorpholin-2-yl]methyl}oxy)-6-(methyloxy)quinazolin-4-amine
330	<i>N</i> -(3,4-dichlorophenyl)-7-({[4-(4-heptylmorpholin-2-yl]methyl}oxy)-6-(methyloxy)quinazolin-4-amine
331	<i>N</i> -(3,4-dichlorophenyl)-6-(methyloxy)-7-({[4-(4-octylmorpholin-2-yl]methyl}oxy)quinazolin-4-amine
332	<i>N</i> -(3,4-dichlorophenyl)-6-(methyloxy)-7-({[4-(2-phenylethyl)morpholin-2-yl]methyl}oxy)quinazolin-4-amine
333	7-({[4-(4-butylmorpholin-2-yl]methyl}oxy)- <i>N</i> -(3,4-dichlorophenyl)-6-(methyloxy)quinazolin-4-amine
334	<i>N</i> -(3,4-dichlorophenyl)-6-(methyloxy)-7-({[4-(4-prop-2-en-1-ylmorpholin-2-yl]methyl}oxy)quinazolin-4-amine
335	2-[2-({[4-[(3,4-dichlorophenyl)amino]-6-(methyloxy)quinazolin-7-yl]oxy}methyl)morpholin-4-yl]-1-phenylethanone
336	<i>N</i> -(3,4-dichlorophenyl)-7-({[4-(2-fluoroethyl)morpholin-2-yl]methyl}oxy)-6-(methyloxy)quinazolin-4-amine
337	<i>N</i> -(3,4-dichlorophenyl)-7-({[4-(3-methylbut-2-en-1-yl)morpholin-2-yl]methyl}oxy)-6-(methyloxy)quinazolin-4-amine
338	7-({[4-[(2 <i>E</i>)-3-bromoprop-2-en-1-yl]morpholin-2-yl]methyl}oxy)- <i>N</i> -(3,4-dichlorophenyl)-6-(methyloxy)quinazolin-4-amine
339	2-[2-({[4-[(3,4-dichlorophenyl)amino]-6-(methyloxy)quinazolin-7-yl]oxy}methyl)morpholin-4-yl]acetamide
340	<i>N</i> -(3,4-dichlorophenyl)-6-(methyloxy)-7-({[4-[3-(tetrahydro-2 <i>H</i> -pyran-2-yloxy)propyl]-1,4-oxazepan-2-yl]methyl}oxy)quinazolin-4-amine
341	<i>N</i> -(3,4-dichlorophenyl)-7-({[4-(3-methylbutyl)-1,4-oxazepan-2-yl]methyl}oxy)-6-(methyloxy)quinazolin-4-amine
342	7-({[4-(cyclohexylmethyl)-1,4-oxazepan-2-yl]methyl}oxy)-4-[(3,4-dichlorophenyl)methyl]-6-(methyloxy)quinazoline
343	7-({[4-(2-cyclohexylethyl)-1,4-oxazepan-2-yl]methyl}oxy)-4-[(3,4-dichlorophenyl)methyl]-6-(methyloxy)quinazoline

(continued)

Table 4	
Entry	Name
345	<i>N</i> -(3,4-dichlorophenyl)-7-({[4-(2-ethylbutyl)-1,4-oxazepan-2-yl]methyl}oxy)-6-(methyloxy)quinazolin-4-amine
346	<i>N</i> -(3,4-dichlorophenyl)-6-(methyloxy)-7-({[4-(methylsulfonyl)-1,4-oxazepan-2-yl]methyl}oxy)quinazolin-4-amine
347	<i>N</i> -(3,4-dichlorophenyl)-6-(methyloxy)-7-({[4-(1-methylpiperidin-4-yl)morpholin-2-yl]methyl}oxy)quinazolin-4-amine
348	<i>N</i> -(3-chloro-2-fluorophenyl)-7-({[4-methylmorpholin-2-yl]methyl}oxy)-6-(methyloxy)quinazolin-4-amine
349	<i>N'</i> -cyano-2-({[4-[(3,4-dichlorophenyl)amino]-6-(methyloxy)quinazolin-7-yl]oxy}methyl)-1,4-oxazepan-4-carboximidamide
350	<i>N</i> -(3-bromo-4-methylphenyl)-7-({[4-methylmorpholin-2-yl]methyl}oxy)-6-(methyloxy)quinazolin-4-amine
351	<i>N</i> -(3,4-dichlorophenyl)-7-({[1,4-diethylpiperazin-2-yl]methyl}oxy)-6-(methyloxy)quinazolin-4-amine
352	4-({[4-[(4-bromo-2-fluorophenyl)amino]-6-(methyloxy)quinazolin-7-yl]oxy}methyl)- <i>N'</i> -cyanopiperidine-1-carboximidamide
353	<i>N</i> -(3,4-dichlorophenyl)-6-(methyloxy)-7-({[4-(methylsulfonyl)morpholin-2-yl]methyl}oxy)quinazolin-4-amine
354	<i>N</i> -(3,4-dichlorophenyl)-6-(methyloxy)-7-({[4-[(phenylmethyl)sulfonyl]morpholin-2-yl]methyl}oxy)quinazolin-4-amine
355	<i>N</i> -(3,4-dichlorophenyl)-7-({[4-[(4-fluorophenyl)sulfonyl]morpholin-2-yl]methyl}oxy)-6-(methyloxy)quinazolin-4-amine
356	<i>N</i> -(3,4-dichlorophenyl)-7-({[4-(ethylsulfonyl)morpholin-2-yl]methyl}oxy)-6-(methyloxy)quinazolin-4-amine
357	<i>N</i> -(3,4-dichlorophenyl)-6-(methyloxy)-7-({[4-(phenylsulfonyl)morpholin-2-yl]methyl}oxy)quinazolin-4-amine
358	7-({[4-[(3-chloropropyl)sulfonyl]morpholin-2-yl]methyl}oxy)- <i>N</i> -(3,4-dichlorophenyl)-6-(methyloxy)quinazolin-4-amine
359	7-({[4-(butylsulfonyl)morpholin-2-yl]methyl}oxy)- <i>N</i> -(3,4-dichlorophenyl)-6-(methyloxy)quinazolin-4-amine
360	<i>N</i> -(3,4-dichlorophenyl)-6-(methyloxy)-7-({[4-[(4-methylphenyl)sulfonyl]morpholin-2-yl]methyl}oxy)quinazolin-4-amine
361	<i>N</i> -(3,4-dichlorophenyl)-7-({[4-[(3,5-dimethylisoxazol-4-yl)carbonyl]morpholin-2-yl]methyl}oxy)-6-(methyloxy)quinazolin-4-amine
362	<i>N</i> -(3,4-dichlorophenyl)-6-(methyloxy)-7-({[4-[(3-(methyloxy)phenyl]acetyl]morpholin-2-yl]methyl}oxy)quinazolin-4-amine
363	<i>N</i> -(3,4-dichlorophenyl)-6-(methyloxy)-7-({[4-(2-methylpentanoyl)morpholin-2-yl]methyl}oxy)quinazolin-4-amine
364	7-({[4-[(4-butylphenyl)carbonyl]morpholin-2-yl]methyl}oxy)- <i>N</i> -(3,4-dichlorophenyl)-6-(methyloxy)quinazolin-4-amine
365	7-({[4-[(4-chlorophenyl)acetyl]morpholin-2-yl]methyl}oxy)- <i>N</i> -(3,4-dichlorophenyl)-6-(methyloxy)quinazolin-4-amine
366	<i>N</i> -(3,4-dichlorophenyl)-6-(methyloxy)-7-({[4-(2-propylpentanoyl)morpholin-2-yl]methyl}oxy)quinazolin-4-amine
367	<i>N</i> -(3,4-dichlorophenyl)-6-(methyloxy)-7-({[4-(4-methylpentanoyl)morpholin-2-yl]methyl}oxy)quinazolin-4-amine

(continued)

Table 4	
Entry	Name
368	<i>N</i> -(3,4-dichlorophenyl)-7-([4-[(2,5-difluorophenyl)carbonyl]morpholin-2-yl)methyl]oxy]-6-(methyloxy)quinazolin-4-amine
369	7-([4-(cyclopentylcarbonyl)morpholin-2-yl]methyl]oxy)- <i>N</i> -(3,4-dichlorophenyl)-6-(methyloxy)quinazolin-4-amine
370	<i>N</i> -(3,4-dichlorophenyl)-6-(methyloxy)-7-([4-(2-phenylbutanoyl)morpholin-2-yl]methyl]oxy)quinazolin-4-amine
371	<i>N</i> -(3,4-dichlorophenyl)-6-(methyloxy)-7-([4-[(2,3,6-trifluorophenyl)carbonyl]morpholin-2-yl]methyl]oxy)quinazolin-4-amine
372	<i>N</i> -(3,4-dichlorophenyl)-7-([4-(furan-3-ylcarbonyl)morpholin-2-yl]methyl]oxy)-6-(methyloxy)quinazolin-4-amine
373	<i>N</i> -(3,4-dichlorophenyl)-6-(methyloxy)-7-([4-(propanoylmorpholin-2-yl)methyl]oxy)quinazolin-4-amine
374	<i>N</i> -(3,4-dichlorophenyl)-7-([4-(hexanoylmorpholin-2-yl)methyl]oxy)-6-(methyloxy)quinazolin-4-amine
375	<i>N</i> -(3,4-dichlorophenyl)-7-([4-(2-ethylhexanoyl)morpholin-2-yl]methyl]oxy)-6-(methyloxy)quinazolin-4-amine
376	<i>N</i> -(3,4-dichlorophenyl)-6-(methyloxy)-7-([4-(3-phenylpropanoyl)morpholin-2-yl]methyl]oxy)quinazolin-4-amine
377	<i>N</i> -(3,4-dichlorophenyl)-7-([4-(2,2-dimethylpropanoyl)morpholin-2-yl]methyl]oxy)-6-(methyloxy)quinazolin-4-amine
378	<i>N</i> -(3,4-dichlorophenyl)-6-(methyloxy)-7-([4-(naphthalen-1-ylcarbonyl)morpholin-2-yl]methyl]oxy)quinazolin-4-amine
379	7-([4-[(2-chloropyridin-3-yl)carbonyl]morpholin-2-yl]methyl]oxy)- <i>N</i> -(3,4-dichlorophenyl)-6-(methyloxy)quinazolin-4-amine
380	7-([4-[(6-chloropyridin-3-yl)carbonyl]morpholin-2-yl]methyl]oxy)- <i>N</i> -(3,4-dichlorophenyl)-6-(methyloxy)quinazolin-4-amine
381	7-([4-(1,3-benzodioxol-5-ylcarbonyl)morpholin-2-yl]methyl]oxy)- <i>N</i> -(3,4-dichlorophenyl)-6-(methyloxy)quinazolin-4-amine
382	<i>N</i> -(3,4-dichlorophenyl)-6-[(1-methylethyl)oxy]-7-[(morpholin-2-ylmethyl]oxy)quinazolin-4-amine
383	<i>N</i> -(3,4-dichlorophenyl)-6-[[2-(methyloxy)ethyl]oxy]-7-[(morpholin-2-ylmethyl]oxy)quinazolin-4-amine
384	- <i>N</i> -(3,4-dichlorophenyl)-6-(ethyloxy)-7-[(morpholin-2-ylmethyl]oxy)quinazolin-4-amine
385	<i>N</i> -(3,4-dichlorophenyl)-6-(ethyloxy)-7-[(4-methylmorpholin-2-yl)methyl]oxy)quinazolin-4-amine
386	<i>N</i> -(4-bromo-2-methylphenyl)-7-[(4-methylmorpholin-2-yl)methyl]oxy)-6-(methyloxy)quinazolin-4-amine
387	<i>N</i> -(4-chloro-3-methylphenyl)-7-[(4-methylmorpholin-2-yl)methyl]oxy)-6-(methyloxy)quinazolin-4-amine
388	<i>N'</i> -cyano-2-([4-[(3,4-dichlorophenyl)amino]-6-(methyloxy)quinazolin-7-yl]oxy)methyl)- <i>N</i> -methylmorpholine-4-carboximidamide
389	<i>N</i> -(4-bromo-3-chlorophenyl)-7-[(4-methylmorpholin-2-yl)methyl]oxy)-6-(methyloxy)quinazolin-4-amine
390	<i>N</i> -(3,4-dichlorophenyl)-6-[(1-methylethyl)oxy]-7-[(4-methylmorpholin-2-yl)methyl]oxy)quinazolin-4-amine
391	<i>N</i> -(3,4-dichlorophenyl)-7-[(4-methylmorpholin-2-yl)methyl]oxy)-6-[[2-(methyloxy)ethyl]oxy)quinazolin-4-amine
392	<i>N</i> -(4-bromo-2-chlorophenyl)-7-[(4-methylmorpholin-2-yl)methyl]oxy)-6-(methyloxy)quinazolin-4-amine
393	7-([4-(4-acetyl-1,4-oxazepan-2-yl)methyl]oxy)- <i>N</i> -(3,4-dichlorophenyl)-6-(methyloxy)quinazolin-4-amine
394	4-[(3,4-dichlorophenyl)amino]-7-[(4-methylmorpholin-2-yl)methyl]oxy)quinazolin-6-ol

(continued)

Table 4	
Entry	Name
395	<i>N</i> -(3-bromo-4-chlorophenyl)-7-[[4-(4-methylmorpholin-2-yl)methyl]oxy]-6-(methyloxy)quinazolin-4-amine
396	3-[2-({[4-[(3,4-dichlorophenyl)amino]-6-(methyloxy)quinazolin-7-yl]oxy}methyl)morpholin-4-yl]-3-oxopropanoic acid
397	methyl 4-[2-({[4-[(3,4-dichlorophenyl)amino]-6-(methyloxy)quinazolin-7-yl]oxy}methyl)morpholin-4-yl]-4-oxobutanoate
398	<i>N</i> -(3,4-dichlorophenyl)-7-[[4-(4-methylmorpholin-3-yl)methyl]oxy]-6-(methyloxy)quinazolin-4-amine
399	<i>N</i> -(3-bromo-2-chlorophenyl)-7-[[4-(4-methylmorpholin-2-yl)methyl]oxy]-6-(methyloxy)quinazolin-4-amine
400	<i>N'</i> -cyano-2-({[4-[(3,4-dichlorophenyl)amino]-6-(methyloxy)quinazolin-7-yl]oxy}methyl)- <i>N</i> -[2-(methyloxy)ethyl]morpholine-4-carboximidamide
401	<i>N'</i> -cyano-2-({[4-[(3,4-dichlorophenyl)amino]-6-(methyloxy)quinazolin-7-yl]oxy}methyl)- <i>N</i> -ethylmorpholine-4-carboximidamide
402	[(1 <i>E</i>)-2-({[4-[(3,4-dichlorophenyl)amino]-6-(methyloxy)quinazolin-7-yl]oxy}methyl)morpholin-4-yl](piperidin-1-yl)methylidene]cyanamide
403	[(1 <i>E</i>)-2-({[4-[(3,4-dichlorophenyl)amino]-6-(methyloxy)quinazolin-7-yl]oxy}methyl)morpholin-4-yl](pyrrolidin-1-yl)methylidene]cyanamide
404	[(1 <i>E</i>)-2-({[4-[(3,4-dichlorophenyl)amino]-6-(methyloxy)quinazolin-7-yl]oxy}methyl)morpholin-4-yl](4-methylpiperazin-1-yl)methylidene]cyanamide
405	<i>N</i> -(3,4-dichlorophenyl)-7-[[6-ethyl-4,6-dimethylmorpholin-2-yl)methyl]oxy]-6-(methyloxy)quinazolin-4-amine
406	<i>N</i> -(4-bromo-3-methylphenyl)-7-[[4-(4-methylmorpholin-2-yl)methyl]oxy]-6-(methyloxy)quinazolin-4-amine
407	<i>N</i> -(3,4-dichlorophenyl)-7-[[6,6-dimethylmorpholin-2-yl)methyl]oxy]-6-(methyloxy)quinazolin-4-amine
408	<i>N</i> -(3,4-dichlorophenyl)-6-(methyloxy)-7-[[4,6,6-trimethylmorpholin-2-yl)methyl]oxy]quinazolin-4-amine
409	<i>N</i> -(3,4-dichlorophenyl)-7-[[2-(5,5-dimethylmorpholin-2-yl)ethyl]oxy]-6-(methyloxy)quinazolin-4-amine
410	<i>N</i> -(3,4-dichlorophenyl)-6-(methyloxy)-7-[[2-(4,5,5-trimethylmorpholin-2-yl)ethyl]oxy]quinazolin-4-amine
411	1,1-dimethylethyl 2-(2-{[4-[(3,4-dichlorophenyl)amino]-6-(methyloxy)quinazolin-7-yl]oxy}ethyl)-5,5-dimethylmorpholine-4-carboxylate
412	<i>N</i> -(3,4-dichlorophenyl)-6-(methyloxy)-7-[[4,5,5-trimethylmorpholin-2-yl)methyl]oxy]quinazolin-4-amine
413	<i>N</i> -(4-bromo-2,3-dichlorophenyl)-7-[[4-(4-methylmorpholin-2-yl)methyl]oxy]-6-(methyloxy)quinazolin-4-amine
414	<i>N</i> -(4,5-dichloro-2-fluorophenyl)-7-[[4-(4-methylmorpholin-2-yl)methyl]oxy]-6-(methyloxy)quinazolin-4-amine
415	<i>N</i> -(3,4-dichlorophenyl)-6-(methyloxy)-7-[[2-(4,6,6-trimethylmorpholin-2-yl)ethyl]oxy]quinazolin-4-amine
416	<i>N</i> -(4-bromo-2,3-difluorophenyl)-7-[[4-(4-methylmorpholin-2-yl)methyl]oxy]-6-(methyloxy)quinazolin-4-amine
417	<i>N</i> -(4-bromo-2,5-difluorophenyl)-7-[[4-(4-methylmorpholin-2-yl)methyl]oxy]-6-(methyloxy)quinazolin-4-amine
418	<i>N</i> -(4-bromo-3,5-difluorophenyl)-7-[[4-(4-methylmorpholin-2-yl)methyl]oxy]-6-(methyloxy)quinazolin-4-amine
419	<i>N</i> -(3,4-dichloro-2-methylphenyl)-7-[[4-(4-methylmorpholin-2-yl)methyl]oxy]-6-(methyloxy)quinazolin-4-amine
420	<i>N</i> -(3,4-dichlorophenyl)-7-({[(2 <i>R</i> ,5 <i>S</i> ,6 <i>S</i>)-5,6-dimethylmorpholin-2-yl]methyl}oxy)-6-(methyloxy)quinazolin-4-amine
421	<i>N</i> -(3,4-dichlorophenyl)-6-(methyloxy)-7-({[(2 <i>R</i> ,5 <i>S</i> ,6 <i>S</i>)-4,5,6-trimethylmorpholin-2-yl]methyl}oxy)quinazolin-4-amine

(continued)

Table 4	
Entry	Name
422	<i>N</i> -(3,4-dichlorophenyl)-6-(methyloxy)-7-({[(2 <i>S</i> ,5 <i>S</i> ,6 <i>S</i>)-4,5,6-trimethylmorpholin-2-yl]methyl}oxy)quinazolin-4-amine
423	<i>N</i> -(4-bromo-3-chloro-2-methylphenyl)-7-({[(4-methylmorpholin-2-yl)methyl]oxy}-6-(methyloxy)quinazolin-4-amine
424	<i>N</i> -(4-bromo-5-chloro-2-fluorophenyl)-7-({[(4-methylmorpholin-2-yl)methyl]oxy}-6-(methyloxy)quinazolin-4-amine
425	<i>N</i> -(4-bromo-3-chloro-2-fluorophenyl)-7-({[(4-methylmorpholin-2-yl)methyl]oxy}-6-(methyloxy)quinazolin-4-amine
426	<i>N</i> -(3,4-dichloro-2-fluorophenyl)-7-({[(4-methylmorpholin-2-yl)methyl]oxy}-6-(methyloxy)quinazolin-4-amine
427	<i>N</i> -(3-chloro-2,4-difluorophenyl)-7-({[(4-methylmorpholin-2-yl)methyl]oxy}-6-(methyloxy)quinazolin-4-amine
428	<i>N</i> -(2,3-dichloro-4-methylphenyl)-7-({[(4-methylmorpholin-2-yl)methyl]oxy}-6-(methyloxy)quinazolin-4-amine
429	6-({[4-[(3,4-dichlorophenyl)amino]-6-(methyloxy)quinazolin-7-yl]oxy}methyl)-3,3,4-trimethylmorpholin-2-one
430	<i>N</i> -(4-bromo-2,3-dichlorophenyl)-6-(methyloxy)-7-({[(4,5,5-trimethylmorpholin-2-yl)methyl]oxy}quinazolin-4-amine
431	<i>N</i> -(4-bromo-5-chloro-2-fluorophenyl)-6-(methyloxy)-7-({[(4,5,5-trimethylmorpholin-2-yl)methyl]oxy}quinazolin-4-amine
432	<i>N</i> -(4,5-dichloro-2-fluorophenyl)-6-(methyloxy)-7-({[(4,5,5-trimethylmorpholin-2-yl)methyl]oxy}quinazolin-4-amine
433	<i>N</i> -(3,4-dichloro-2-fluorophenyl)-6-(methyloxy)-7-({[(4,5,5-trimethylmorpholin-2-yl)methyl]oxy}quinazolin-4-amine
434	<i>N</i> -(4-bromo-3-chloro-2-fluorophenyl)-6-(methyloxy)-7-({[(4,5,5-trimethylmorpholin-2-yl)methyl]oxy}quinazolin-4-amine
435	<i>N</i> -(3-chloro-2,4-difluorophenyl)-6-(methyloxy)-7-({[(4,5,5-trimethylmorpholin-2-yl)methyl]oxy}quinazolin-4-amine
436	(6 <i>S</i>)-6-({[4-[(4-bromo-3-chloro-2-fluorophenyl)amino]-6-(methyloxy)quinazolin-7-yl]oxy}methyl)-4-methylpiperazin-2-one
437	(6 <i>S</i>)-6-({[4-[(3,4-dichloro-2-fluorophenyl)amino]-6-(methyloxy)quinazolin-7-yl]oxy}methyl)-4-methylpiperazin-2-one
438	(6 <i>S</i>)-6-({[4-[(4-bromo-3-chloro-2-fluorophenyl)amino]-6-(methyloxy)quinazolin-7-yl]oxy}methyl)-1,4-dimethylpiperazin-2-one
439	(6 <i>S</i>)-6-({[4-[(3,4-dichloro-2-fluorophenyl)amino]-6-(methyloxy)quinazolin-7-yl]oxy}methyl)-1,4-dimethylpiperazin-2-one
440	<i>N</i> -(4-bromo-3-chlorophenyl)-7-({[(3 <i>a'</i> <i>S</i> ,4 <i>R</i> ,6' <i>S</i> ,6 <i>a'</i> <i>R</i>)-2,2-dimethyltetrahydrospiro[1,3-dioxolane-4,3'-furo[3,2- <i>b</i>]furan]-6'-yl]oxy}-6-(methyloxy)quinazolin-4-amine
441	1,4:3,6-dianhydro-2- <i>O</i> -[4-[(4-bromo-3-chlorophenyl)amino]-6-(methyloxy)quinazolin-7-yl]-5- <i>O</i> -methyl-5- <i>C</i> -[(methyloxy)methyl]- <i>L</i> -glucitol
442	1,4:3,6-dianhydro-2- <i>O</i> -[4-[(4-bromo-3-chlorophenyl)amino]-6-(methyloxy)quinazolin-7-yl]-5- <i>O</i> -(methylsulfonyl)- <i>L</i> -glucitol
443	1,4:3,6-dianhydro-2- <i>O</i> -[4-[(4-bromo-3-chlorophenyl)amino]-6-(methyloxy)quinazolin-7-yl]- <i>L</i> -glucitol
444	1,4:3,6-dianhydro-2- <i>O</i> -[4-[(4-bromo-3-chlorophenyl)amino]-6-(methyloxy)quinazolin-7-yl]-5- <i>S</i> -methyl-5-thio- <i>D</i> -iditol

(continued)

Table 4	
Entry	Name
445	1,4:3,6-dianhydro-5-O-[4-[(4-bromo-3-chlorophenyl)amino]-6-(methyloxy)quinazolin-7-yl]-2-deoxy-2-morpholin-4-yl-D-iditol
446	1,4:3,6-dianhydro-5-O-[4-[(4-bromo-3-chlorophenyl)amino]-6-(methyloxy)quinazolin-7-yl]-2-deoxy-2-(4-methylpiperazin-1-yl)-D-iditol
447	1,4:3,6-dianhydro-5-O-[4-[(4-bromo-3-chlorophenyl)amino]-6-(methyloxy)quinazolin-7-yl]-2-deoxy-2-pyrrolidin-1-yl-D-iditol
448	2-O-acetyl-1,4:3,6-dianhydro-5-O-[4-[(4-bromo-3-chlorophenyl)amino]-6-(methyloxy)quinazolin-7-yl]-D-iditol
449	1,4:3,6-dianhydro-2-O-[4-[(4-bromo-3-chlorophenyl)amino]-6-(methyloxy)quinazolin-7-yl]-D-iditol
450	1,4:3,6-dianhydro-5-O-[4-[(4-bromo-3-chlorophenyl)amino]-6-(methyloxy)quinazolin-7-yl]-2-deoxy-2-(methylsulfonyl)-D-iditol
451	2-amino-1,4:3,6-dianhydro-5-O-[4-[(4-bromo-3-chlorophenyl)amino]-6-(methyloxy)quinazolin-7-yl]-2-deoxy-D-iditol
452	1,4:3,6-dianhydro-5-O-[4-[(4-bromo-3-chlorophenyl)amino]-6-(methyloxy)quinazolin-7-yl]-2-deoxy-2-(dimethylamino)-D-iditol
453	1,4:3,6-dianhydro-5-O-[4-[(4-bromo-3-chlorophenyl)amino]-6-(methyloxy)quinazolin-7-yl]-2-deoxy-2-(diethylamino)-D-iditol
454	1,4:3,6-dianhydro-5-O-[4-[(4-bromo-3-chlorophenyl)amino]-6-(methyloxy)quinazolin-7-yl]-2-deoxy-2-piperidin-1-yl-D-iditol
455	2-(acetylamino)-1,4:3,6-dianhydro-5-O-[4-[(4-bromo-3-chlorophenyl)amino]-6-(methyloxy)quinazolin-7-yl]-2-deoxy-D-iditol
456	1,4:3,6-dianhydro-2-O-[4-[(4-bromo-3-chlorophenyl)amino]-6-(methyloxy)quinazolin-7-yl]-5-O-methyl-5-C-(trifluoromethyl)-L-glucitol
457	1,4:3,6-dianhydro-5-O-[4-[(4-bromo-3-chlorophenyl)amino]-6-(methyloxy)quinazolin-7-yl]-2-deoxy-2-[(methylsulfonyl)amino]-D-iditol
458	<i>N</i> -(4-bromo-3-chlorophenyl)-6-(methyloxy)-7-[(1-methylpyrrolidin-3-yl)oxy]quinazolin-4-amine
459	<i>N</i> -(4-bromo-3-chlorophenyl)-6-(methyloxy)-7-[(3 <i>R</i>)-tetrahydrofuran-3-yloxy]quinazolin-4-amine
460	<i>N</i> -(4-bromo-3-chlorophenyl)-6-(methyloxy)-7-[(3 <i>S</i> ,4 <i>R</i>)-4-(methyloxy)tetrahydrofuran-3-yl]oxy}quinazolin-4-amine
461	1,4:3,6-dianhydro-2-deoxy-2-fluoro-5-O-(6-(methyloxy)-4-{[4-(4-methylpiperazin-1-yl)phenyl]amino}quinazolin-7-yl)-D-iditol
462	1,4:3,6-dianhydro-2-deoxy-2-fluoro-5-O-[4-{[3-fluoro-4-(4-methylpiperazin-1-yl)phenyl]amino}-6-(methyloxy)quinazolin-7-yl]-D-iditol
463	1,4:3,6-dianhydro-2-deoxy-5-O-[4-{[2,3-dichloro-4-(4-methylpiperazin-1-yl)phenyl]amino}-6-(methyloxy)quinazolin-7-yl]-2-fluoro-D-iditol
464	1,4:3,6-dianhydro-2-deoxy-5-O-[4-{[3,4-dichloro-2-(4-methylpiperazin-1-yl)phenyl]amino}-6-(methyloxy)quinazolin-7-yl]-2-fluoro-D-iditol
465	1,4:3,6-dianhydro-2-O-[4-[(4-bromo-3-chlorophenyl)amino]-6-(methyloxy)quinazolin-7-yl]-5-C-(trifluoromethyl)-D-glucitol
466	(3,4-dichlorophenyl)[6-(methyloxy)-7-[(4-(tetrahydrofuran-2-ylmethyl)-1,4-oxazepan-2-yl)methyl]oxy]quinazolin-4-amine
467	<i>N</i> -(3,4-dichloro-2-fluorophenyl)-7-[(3 <i>aR</i> ,5 <i>r</i> ,6 <i>aS</i>)-2-methyloctahydrocyclopenta-[<i>c</i>]pyrrol-5-yl)methyl]oxy)-6-(methyloxy)quinazolin-4-amine

(continued)

Table 4	
Entry	Name
468	<i>N</i> -(4-bromo-3-chloro-2-fluorophenyl)-7-({[(3 <i>aR</i> ,5 <i>r</i> ,6 <i>aS</i>)-2-methyloctahydrocyclo-penta[<i>c</i>]pyrrol-5-yl]methyl}oxy)-6-(methyloxy)quinazolin-4-amine
469	<i>N</i> -(3-chloro-2,4-difluorophenyl)-7-({[(3 <i>aR</i> ,5 <i>r</i> ,6 <i>aS</i>)-2-methyloctahydrocyclopenta-[<i>c</i>]pyrrol-5-yl]methyl}oxy)-6-(methyloxy)quinazolin-4-amine
470	<i>N</i> -(4,5-dichloro-2-fluorophenyl)-7-({[(3 <i>aR</i> ,5 <i>r</i> ,6 <i>aS</i>)-2-methyloctahydrocyclo-penta[<i>c</i>]pyrrol-5-yl]methyl}oxy)-6-(methyloxy)quinazolin-4-amine
471	<i>N</i> -(4-bromo-5-chloro-2-fluorophenyl)-7-({[(3 <i>aR</i> ,5 <i>r</i> ,6 <i>aS</i>)-2-methyloctahydrocyclo-penta[<i>c</i>]pyrrol-5-yl]methyl}oxy)-6-(methyloxy)quinazolin-4-amine
472	<i>N</i> -(4-bromo-2,3-dichlorophenyl)-7-({[(3 <i>aR</i> ,5 <i>r</i> ,6 <i>aS</i>)-2-methyloctahydrocyclo-penta[<i>c</i>]pyrrol-5-yl]methyl}oxy)-6-(methyloxy)quinazolin-4-amine
473	<i>N</i> -(3,4-dichlorophenyl)-7-({[(3 <i>aR</i> ,5 <i>r</i> ,6 <i>aS</i>)-2-methyloctahydrocyclopenta[<i>c</i>]pyrrol-5-yl]methyl}oxy)-6-(methyloxy)quinazolin-4-amine
474	<i>N</i> -(3,4-dichlorophenyl)-7-[(2-{{[(3-endo)-8-methyl-8-azabicyclo[3.2.1]oct-3-yl]amino}ethyl}oxy)-6-(methyloxy)quinazolin-4-amine
475	<i>N</i> -(3,4-dichlorophenyl)-7-[(2-{{[(3-endo)-8-methyl-8-azabicyclo[3.2.1]oct-3-yl]ethyl}oxy)-6-(methyloxy)quinazolin-4-amine
476	<i>N</i> -(3,4-dichlorophenyl)-7-({[(3-endo)-8-methyl-8-azabicyclo[3.2.1]oct-3-yl]methyl}oxy)-6-(methyloxy)quinazolin-4-amine
477	<i>N</i> -(3,4-dichlorophenyl)-7-({[(3-exo)-8-methyl-8-azabicyclo[3.2.1]oct-3-yl]oxy)-6-(methyloxy)quinazolin-4-amine
478	1,4:3,6-Dianhydro-5-O-[4-[(3,4-dichlorophenyl)amino]-6-(methoxy)quinazolin-7-yl]-2-O-methyl-D-glucitol
479	1,4:3,6-dianhydro-5-O-[4-[(3-chloro-2-fluorophenyl)amino]-6-(methyloxy)quinazolin-7-yl]-2-deoxy-2-fluoro-L-iditol
480	1,4:3,6-dianhydro-2-O-[4-[(4-bromo-3-chlorophenyl)amino]-6-(methyloxy)quinazolin-7-yl]-5-O-(methylsulfonyl)-D-glucitol
481	1,4:3,6-dianhydro-2-O-[4-[(4-bromo-3-chlorophenyl)amino]-6-(methyloxy)quinazolin-7-yl]-D-glucitol
482	1,4:3,6-dianhydro-2-O-[4-[(4-bromo-3-chlorophenyl)amino]-6-(methyloxy)quinazolin-7-yl]-5-S-methyl-5-thio-L-iditol
483	1,4:3,6-dianhydro-5-O-[4-[(4-bromo-3-chlorophenyl)amino]-6-(methyloxy)quinazolin-7-yl]-2-deoxy-2-morpholin-4-yl-L-iditol
484	1,4:3,6-dianhydro-5-O-[4-[(4-bromo-3-chlorophenyl)amino]-6-(methyloxy)quinazolin-7-yl]-2-deoxy-2-(4-methylpiperazin-1-yl)-L-iditol
485	1,4:3,6-dianhydro-5-O-[4-[(4-bromo-3-chlorophenyl)amino]-6-(methyloxy)quinazolin-7-yl]-2-deoxy-2-pyrrolidin-1-yl-L-iditol
486	2-O-acetyl-1,4:3,6-dianhydro-5-O-[4-[(4-bromo-3-chlorophenyl)amino]-6-(methyloxy)quinazolin-7-yl]-L-iditol
487	1,4:3,6-dianhydro-2-O-[4-[(4-bromo-3-chlorophenyl)amino]-6-(methyloxy)quinazolin-7-yl]-L-iditol
488	1,4:3,6-dianhydro-5-O-[4-[(4-bromo-3-chlorophenyl)amino]-6-(methyloxy)quinazolin-7-yl]-2-deoxy-2-(methylsulfonyl)-L-iditol
489	2-amino-1,4:3,6-dianhydro-5-O-[4-[(4-bromo-3-chlorophenyl)amino]-6-(methyloxy)quinazolin-7-yl]-2-deoxy-L-iditol
490	1,4:3,6-dianhydro-5-O-[4-[(4-bromo-3-chlorophenyl)amino]-6-(methyloxy)quinazolin-7-yl]-2-deoxy-2-(dimethylamino)-L-iditol

(continued)

Table 4	
Entry	Name
491	1,4:3,6-dianhydro-5-O-[4-[(4-bromo-3-chlorophenyl)amino]-6-(methyloxy)quinazolin-7-yl]-2-deoxy-2-(diethylamino)-L-itol
492	1,4:3,6-dianhydro-5-O-[4-[(4-bromo-3-chlorophenyl)amino]-6-(methyloxy)quinazolin-7-yl]-2-deoxy-2-piperidin-1-yl-L-itol
493	2-(acetylamino)-1,4:3,6-dianhydro-5-O-[4-[(4-bromo-3-chlorophenyl)amino]-6-(methyloxy)quinazolin-7-yl]-2-deoxy-L-itol
494	1,4:3,6-dianhydro-2-O-[4-[(4-bromo-3-chlorophenyl)amino]-6-(methyloxy)quinazolin-7-yl]-5-O-methyl-5-C-(trifluoromethyl)-D-glucitol
495	1,4:3,6-dianhydro-5-O-[4-[(4-bromo-3-chlorophenyl)amino]-6-(methyloxy)quinazolin-7-yl]-2-deoxy-2-[(methylsulfonyl)amino]-L-itol
496	1,4:3,6-dianhydro-2-deoxy-2-fluoro-5-O-(6-(methyloxy)-4-[[4-(4-methylpiperazin-1-yl)phenyl]amino]quinazolin-7-yl)-L-itol
497	1,4:3,6-dianhydro-2-deoxy-2-fluoro-5-O-[4-[[3-fluoro-4-(4-methylpiperazin-1-yl)phenyl]amino]-6-(methyloxy)quinazolin-7-yl]-L-itol
498	1,4:3,6-dianhydro-2-deoxy-5-O-[4-[[2,3-dichloro-4-(4-methylpiperazin-1-yl)phenyl]amino]-6-(methyloxy)quinazolin-7-yl]-2-fluoro-L-itol
499	1,4:3,6-dianhydro-2-deoxy-5-O-[4-[[3,4-dichloro-2-(4-methylpiperazin-1-yl)phenyl]amino]-6-(methyloxy)quinazolin-7-yl]-2-fluoro-L-itol
500	1,4:3,6-Dianhydro-5-O-[4-[(3,4-dichlorophenyl)amino]-6-(methyloxy)quinazolin-7-yl]-2-O-methyl-D-glucitol
501	1,4:3,6-Dianhydro-2-O-[4-[(4-bromo-3-chlorophenyl)amino]-6-(methyloxy)quinazolin-7-yl]-5-O-methyl-L-glucitol

Representative IGF-1R Inhibitors

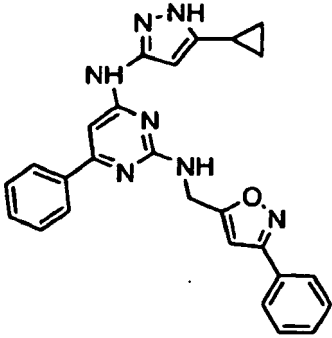
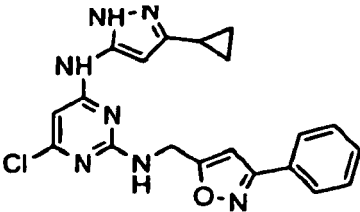
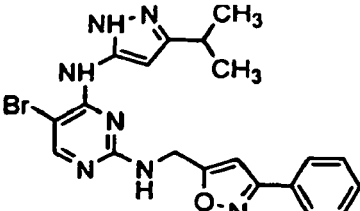
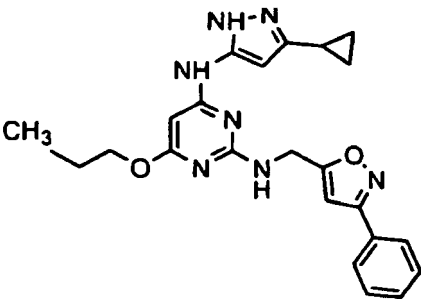
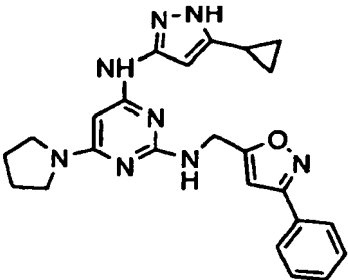
[0221] The Compounds in Table 5a can be prepared as pharmaceutically acceptable salts, solvates, hydrates, and/or isomers thereof. All such salt, solvate, hydrate, and isomer combinations of the Compounds in Table 5a can be used.

Table 5a	
Entry	Structure
1	
2	

(continued)

Table 5a	
Entry	Structure
3	<chem>CC1=CN=C(NC2=NC=NC=C2C3=NC=NC=C3)N1</chem>
4	<chem>CC1=CN=C(NC2=NC=NC=C2C3=NC=NC=C3)N1</chem>
5	<chem>COc1cc2nc(NC3=NC=NC=C3C4=NC=NC=C4)nc2cc1</chem>
6	<chem>CC1=CN=C(NC2=NC=NC=C2C3=NC=NC=C3)N1</chem>
7	<chem>CC1=CN=C(NC2=NC=NC=C2C3=NC=NC=C3)N1</chem>

(continued)

Table 5a	
Entry	Structure
8	
9	
10	
11	
12	

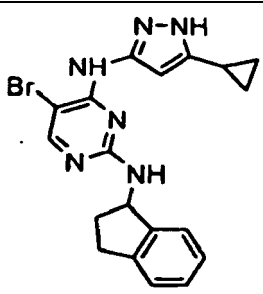
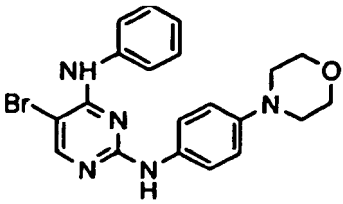
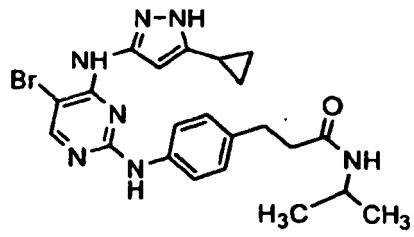
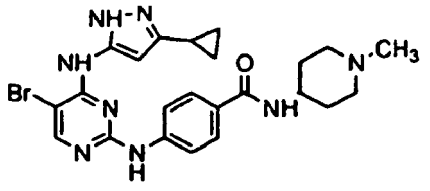
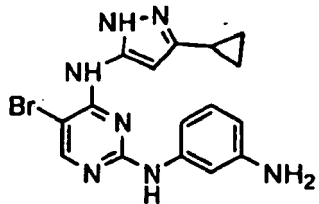
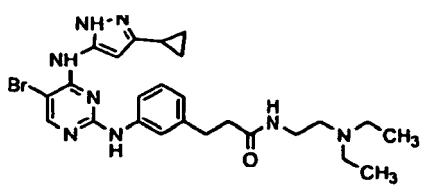
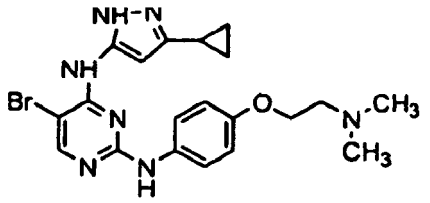
(continued)

Table 5a	
Entry	Structure
13	
14	
15	
16	
17	
18	

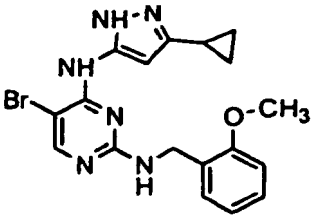
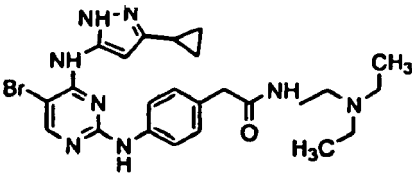
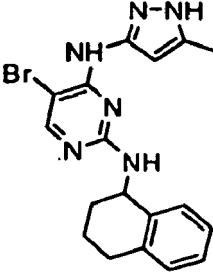
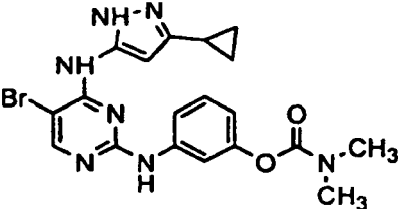
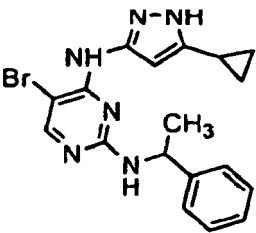
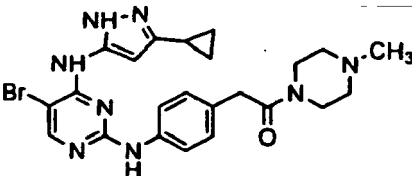
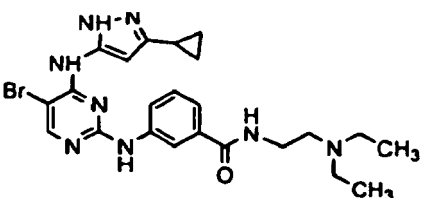
(continued)

Table 5a	
Entry	Structure
19	 <chem>Cc1nn[nH]c1Nc2ncnc(NC3=CC=CC=C3O4=CC=CC=C4N5=CC=CC=C5N=C6C=CC(=C6)N7=CC=CC=C7N=N7)nc2Br</chem>
20	 <chem>Nc1ccc(cc1)Nc2ncnc(NC3=CC=CC=C3N4=CC=CC=C4N5=CC=CC=C5N=N5)nc2Br</chem>
21	 <chem>Cc1nc(NC2=CC=CC=C2N3=CC=CC=C3N4=CC=CC=C4N=N4)nc2nc(NC3=CC=CC=C3Cl)nc12</chem>
22	 <chem>CC(=O)Nc1ccc(cc1)Nc2ncnc(NC3=CC=CC=C3N4=CC=CC=C4N5=CC=CC=C5N=N5)nc2Br</chem>
23	 <chem>Cc1nn[nH]c1Nc2ncnc(NC3=CC=CC=C3O4=CC=CC=C4N5=CC=CC=C5N=C6C=CC(=C6)N7=CC=CC=C7N=N7)nc2Br</chem>
24	 <chem>CCN(CC)C(=O)CCc1ccc(cc1)Nc2ncnc(NC3=CC=CC=C3N4=CC=CC=C4N5=CC=CC=C5N=N5)nc2Br</chem>

(continued)

Table 5a	
Entry	Structure
25	
26	
27	
28	
29	
30	
31	

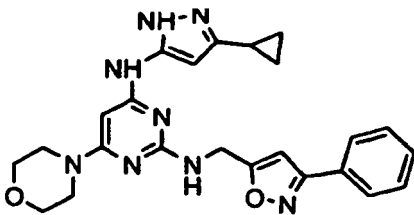
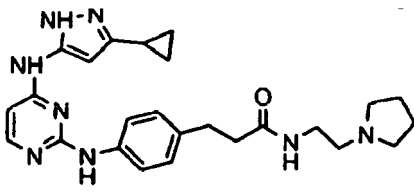
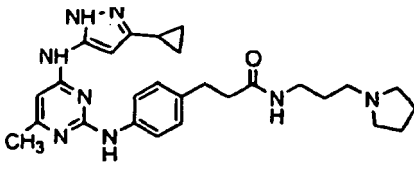
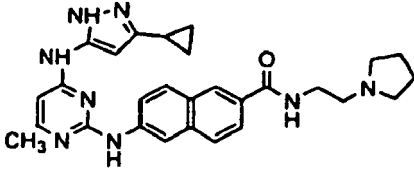
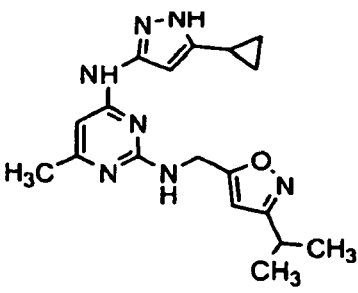
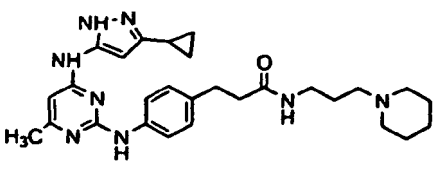
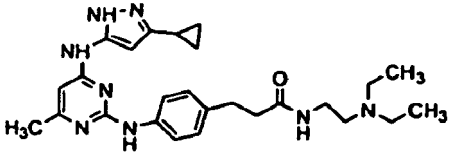
(continued)

Entry	Structure
32	
33	
34	
35	
36	
37	
38	

(continued)

Entry	Structure
39	
40	
41	
42	
43	
44	
45	

(continued)

Table 5a	
Entry	Structure
46	
47	
48	
49	
50	
51	
52	

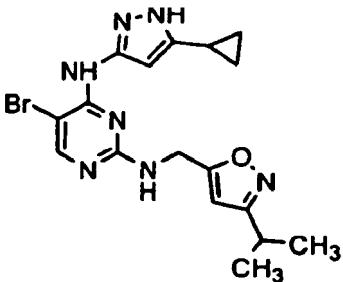
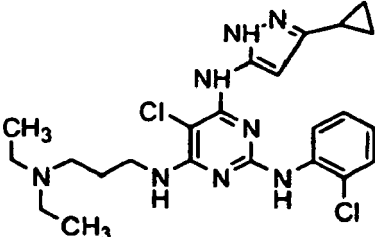
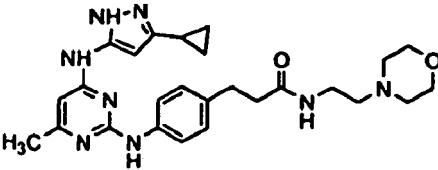
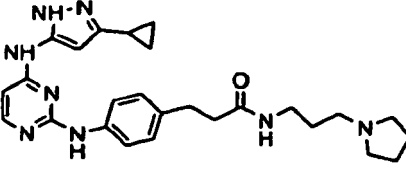
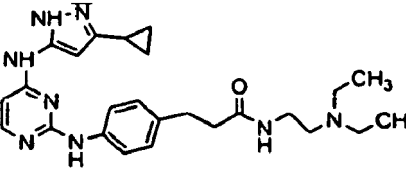
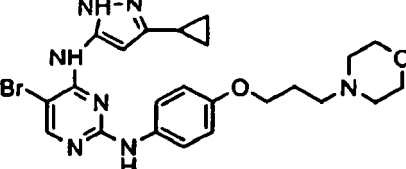
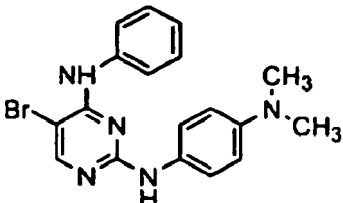
(continued)

Table 5a	
Entry	Structure
53	 <chem>Cc1cc([N+](=O)[O-])c[nH]1Nc2nc(Br)cnc2Nc3ccc(OC)c(OC)c3</chem>
54	 <chem>CN(C)CCOCc1nc(NC2=CC=C(C=C2)O3=CC=CC=C3)nc(NC4=CC=C(C=C4)N5=CC=CC=C5)nc1N6=CC=CC=C6</chem>
55	 <chem>COC(=O)c1nc(NC2=CC=C(C=C2)O3=CC=CC=C3)nc(NC4=CC=C(C=C4)N5=CC=CC=C5)nc1N6=CC=CC=C6</chem>
56	 <chem>C1CCN(C1)CCNC(=O)CCc2ccc(Nc3nc(NC4=CC=C(C=C4)O5=CC=CC=C5)nc3)cc2</chem>
57	 <chem>CC(=O)Nc1ccc(Nc2nc(Br)cnc2Nc3cc([N+](=O)[O-])c[nH]3)cc1Cl</chem>

(continued)

Entry	Structure
58	
59	
60	
61	
62	
63	
64	

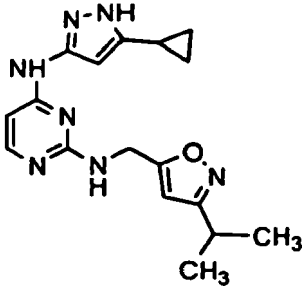
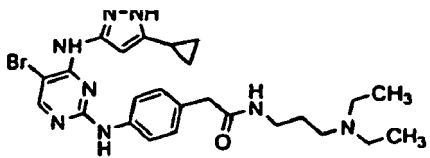
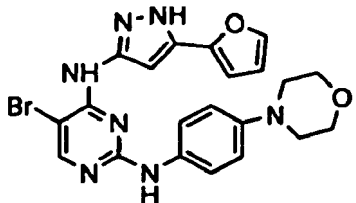
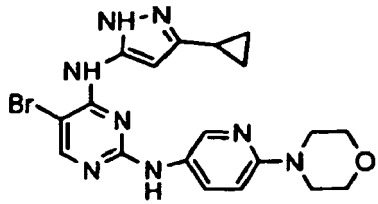
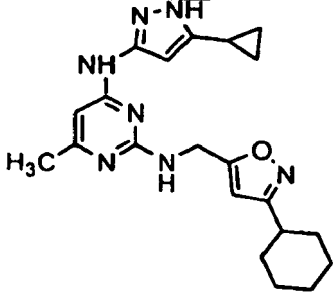
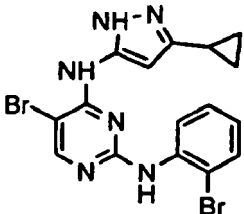
(continued)

Entry	Structure
65	
66	
67	
68	
69	
70	
71	

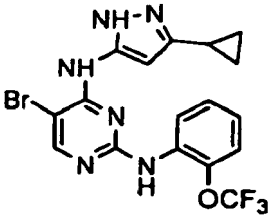
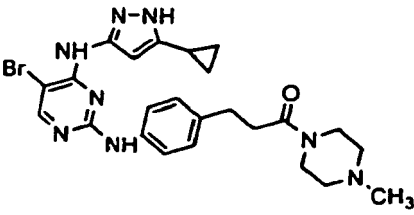
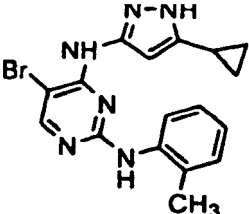
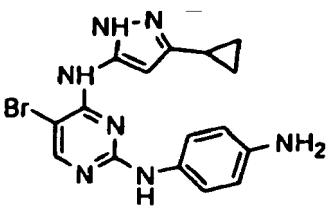
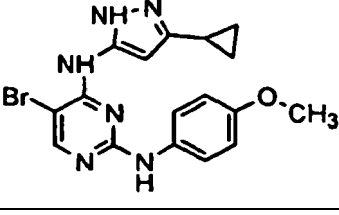
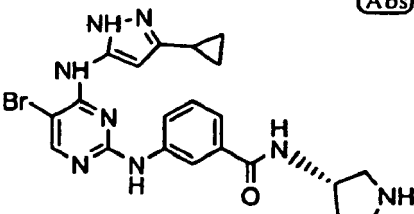
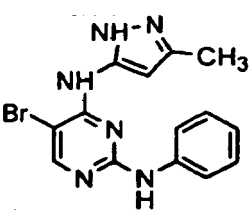
(continued)

Table 5a	
Entry	Structure
72	 <chem>Brc1cc2nc(NC3=CN=CN3C4CC4)cnc2n1NC5=CC(=C(N5)O2)Br</chem>
73	 <chem>NC(=O)c1ccc(Nc2nc3nc(NC4=CN=CN4C5CC5)cnc3c2Br)cc1</chem>
74	 <chem>Cc1cc2nc(NC3=CN=CN3C4CC4)cnc2n1NC5=CC(=C(N5)C(=O)NCCCN6=CN=CN6)CC5</chem>
75	 <chem>CCN(CC)CCNC(=O)c1ccc(Nc2nc3nc(NC4=CN=CN4C5CC5)cnc3c2Br)cc1</chem>
76	 <chem>CN(C)C(=O)CCc1ccc(Nc2nc3nc(NC4=CN=CN4C5CC5)cnc3c2Br)cc1</chem>
77	 <chem>CN(C)CCNC(=O)CCc1ccc(Nc2nc3nc(NC4=CN=CN4C5CC5)cnc3c2Br)cc1</chem>

(continued)

Table 5a	
Entry	Structure
78	
79	
80	
81	
82	
83	

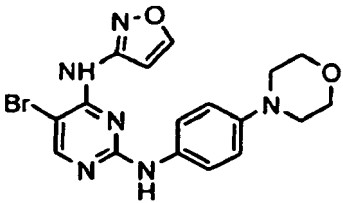
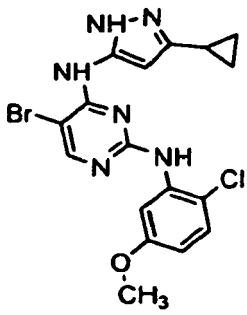
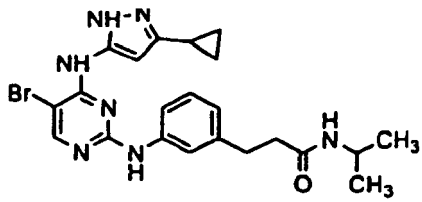
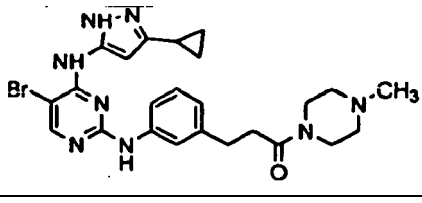
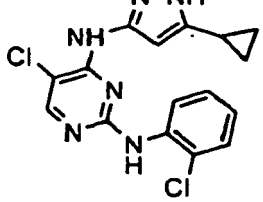
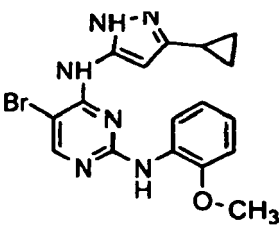
(continued)

Table 5a	
Entry	Structure
84	
85	
86	
87	
88	
89	
90	

(continued)

Table 5a	
Entry	Structure
91	
92	
93	
94	
95	
96	

(continued)

Table 5a	
Entry	Structure
97	
98	
99	
100	
101	
102	

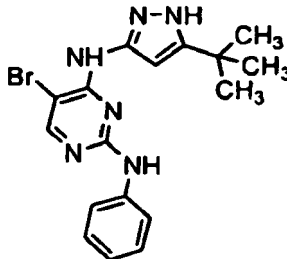
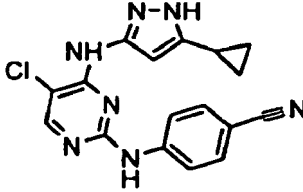
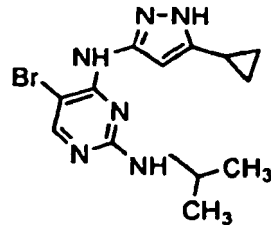
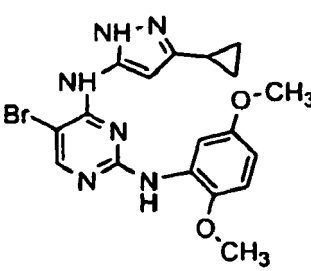
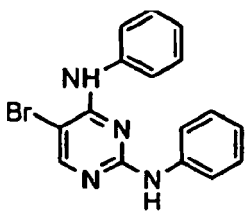
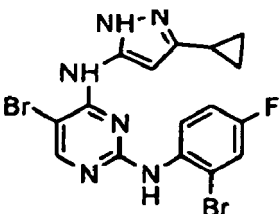
(continued)

Table 5a	
Entry	Structure
103	
104	
105	
106	
107	
108	
109	

(continued)

Table 5a	
Entry	Structure
110	
111	
112	
113	
114	
115	

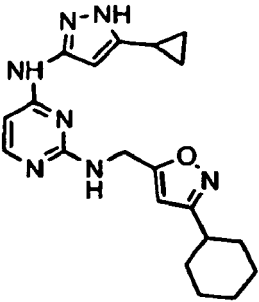
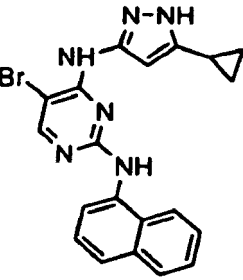
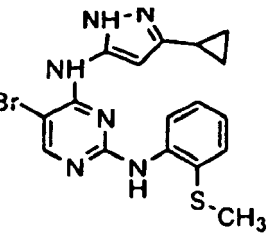
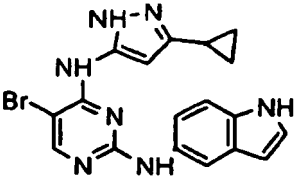
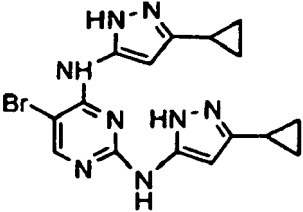
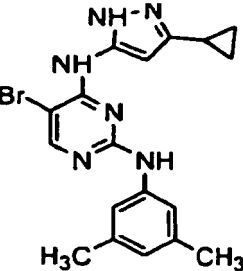
(continued)

Table 5a	
Entry	Structure
116	
117	
118	
119	
120	
121	

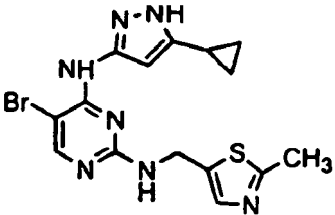
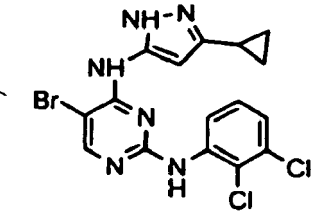
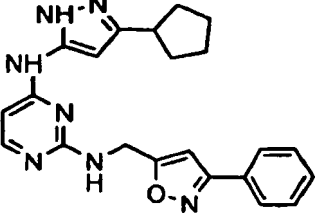
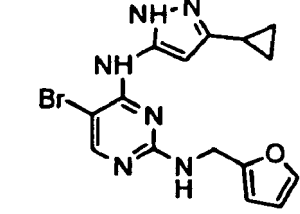
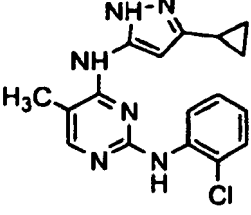
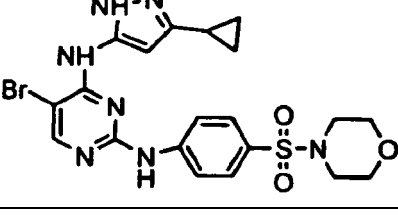
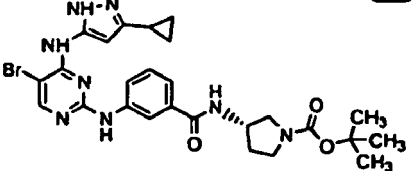
(continued)

Table 5a	
Entry	Structure
122	
123	
124	
125	
126	
127	
128	

(continued)

Table 5a	
Entry	Structure
129	
130	
131	
132	
133	
134	

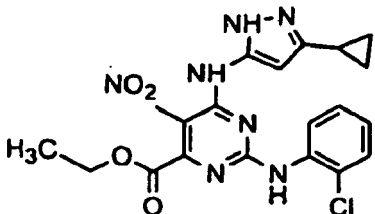
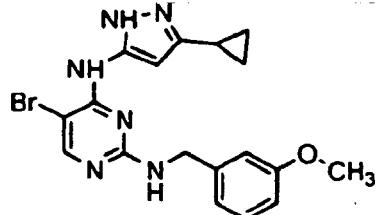
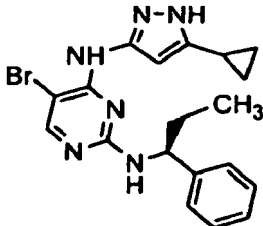
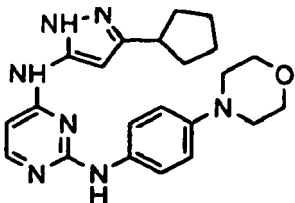
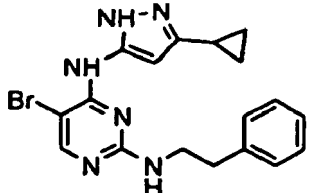
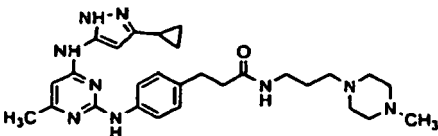
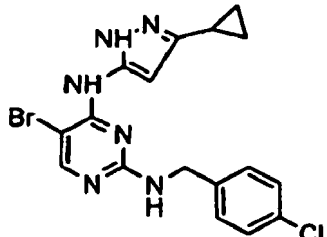
(continued)

Entry	Structure
135	
136	
137	
138	
139	
140	
141	

(continued)

Table 5a	
Entry	Structure
142	 <chem>COc1ccccc1Nc2nc3c(ncn3C4=CN=CN4)nc5cc(Br)ccn5</chem>
143	 <chem>Clc1cc(Br)ccc1Nc2nc3c(ncn3C4=CN=CN4)nc5cc(Br)ccn5</chem>
144	 <chem>c1ccncc1Nc2nc3c(ncn3C4=CN=CN4)nc5cc(Br)ccn5</chem>
145	 <chem>CC(C)(C)C(=O)N[C@H](Cc1ccc(Nc2nc3c(ncn3C4=CN=CN4)nc5cc(Br)ccn5)cc1)C(=O)N1CC[C@H]1C(=O)C(C)(C)C</chem> [Abs]
146	 <chem>COc1ccccc1Nc2nc3c(ncn3C4=CN=CN4)nc5cc(Br)ccn5</chem>
147	 <chem>COc1ccccc1Nc2nc3c(ncn3C4=CN=CN4)nc5cc(Br)ccn5</chem>

(continued)

Table 5a	
Entry	Structure
148	
149	
150	
151	
152	
153	
154	

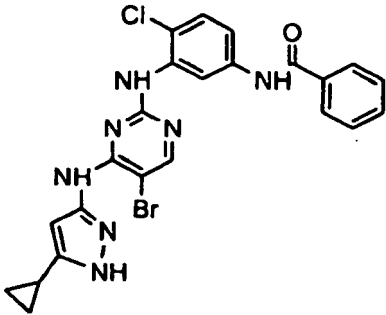
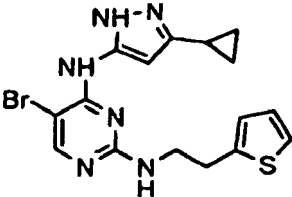
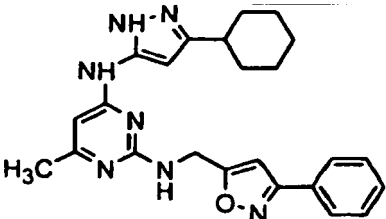
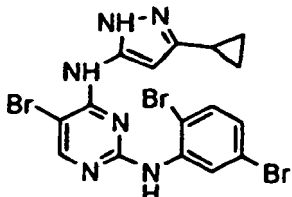
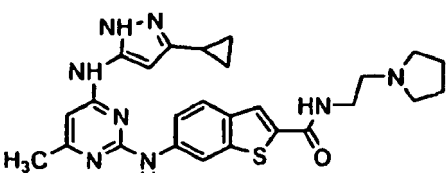
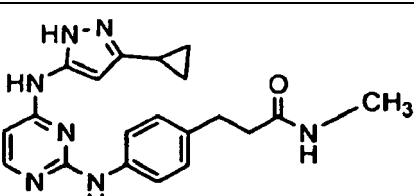
(continued)

Table 5a	
Entry	Structure
155	
156	
157	
158	
159	
160	
161	

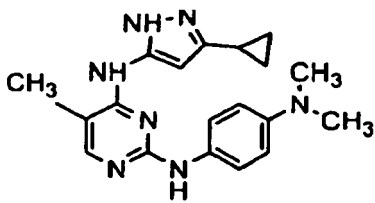
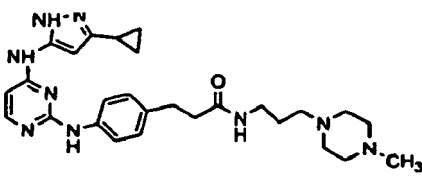
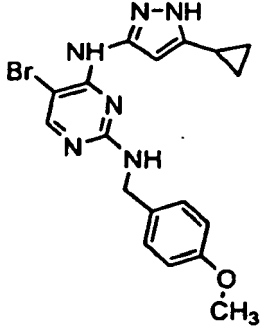
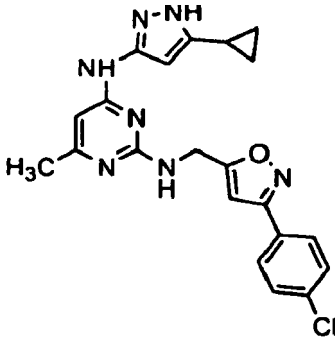
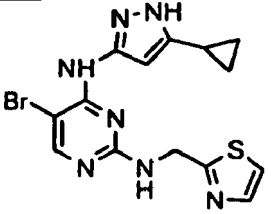
(continued)

Table 5a	
Entry	Structure
162	<chem>CN(C)C(=O)CCc1ccc(Nc2nc(NC3=CC=C(C3)N=N3)cnc2N)cc1</chem>
163	<chem>Brc1cc(Br)ccc1Nc2nc(NC3=CC=C(C3)N=N3)cnc2N</chem>
164	<chem>CN(C)CNCC(=O)c1ccc(Nc2nc(NC3=CC=C(C3)N=N3)cnc2N)cc1</chem>
165	<chem>CC(C)c1cc(C)c(Nc2nc(NC3=CC=C(C3)N=N3)cnc2N)cc1Br</chem>
166	<chem>N#Cc1ccc(Nc2nc(NC3=CC=C(C3)N=N3)cnc2N)cc1</chem>
167	<chem>CCN(CC)CC(=O)c1ccc(Nc2nc(NC3=CC=C(C3)N=N3)cnc2N)cc1</chem>
168	<chem>Clc1ccccc1Nc2nc(NC3=CC=C(C3)N=N3)cnc2F</chem>

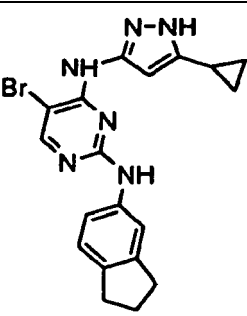
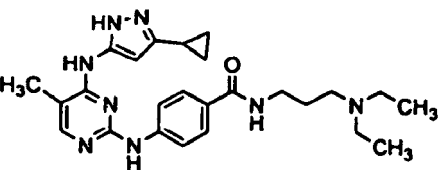
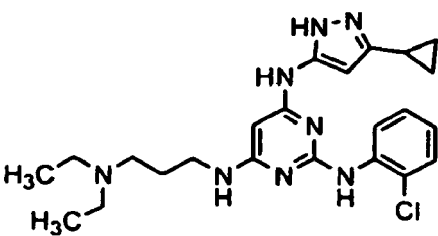
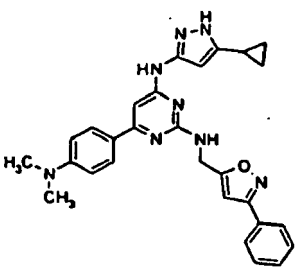
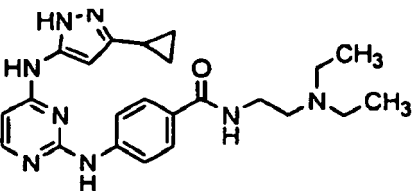
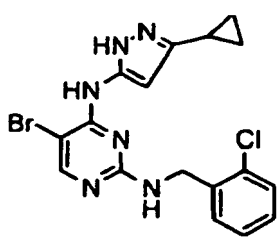
(continued)

Table 5a	
Entry	Structure
169	
170	
171	
172	
173	
174	

(continued)

Table 5a	
Entry	Structure
175	
176	
177	
178	
179	

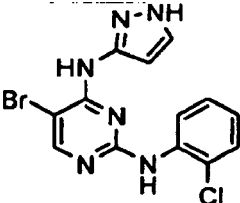
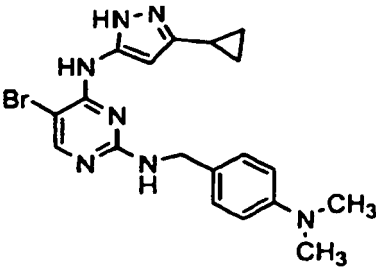
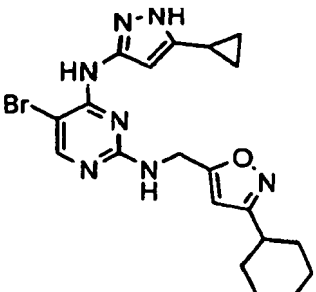
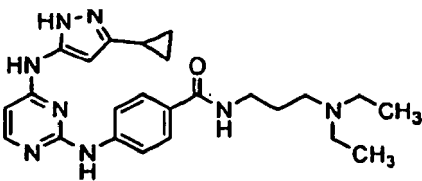
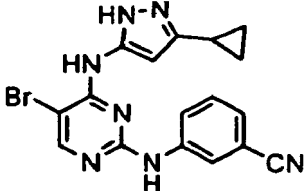
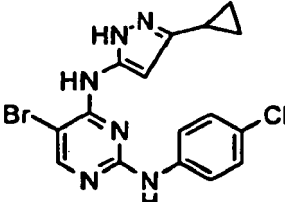
(continued)

Table 5a	
Entry	Structure
180	
181	
182	
183	
184	
185	

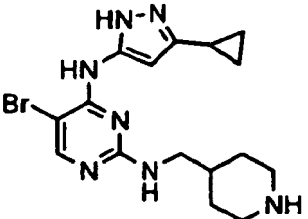
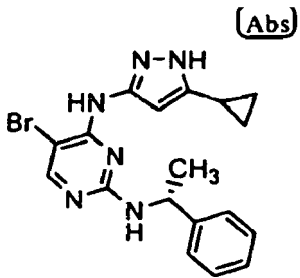
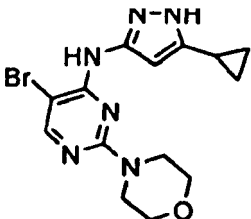
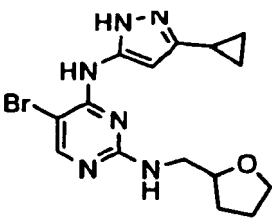
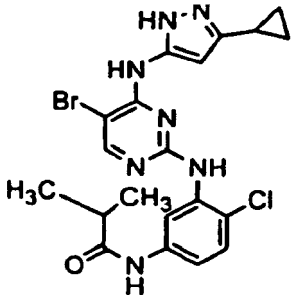
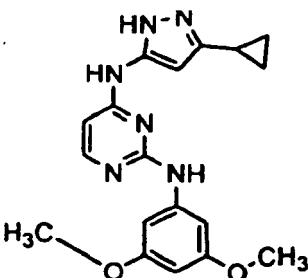
(continued)

Table 5a	
Entry	Structure
186	 <chem>CN(C)CNc1ccc(cc1)CNc2nc3nc(NC4=CN=CN4)c(Br)cn3</chem>
187	 <chem>COC1=CC(OC)=CC=C1CNc2nc3nc(NC4=CN=CN4)c(Br)cn3</chem>
188	 <chem>c1ccccc1CNc2nc3nc(NC4=CN=CN4)c(Br)cn3</chem>
189	 <chem>O=[N+]([O-])c1ccccc1CNc2nc3nc(NC4=CN=CN4)c(Br)cn3</chem>
190	 <chem>c1ccccc1CCCCNc2nc3nc(NC4=CN=CN4)c(Br)cn3</chem>
191	 <chem>Cc1cc2nc(NC3=CN=CN3)c(NC4=CC=CC4N5CCOCC5)nc2cn1</chem>

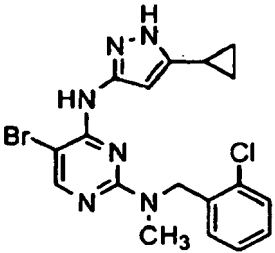
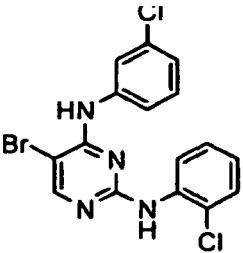
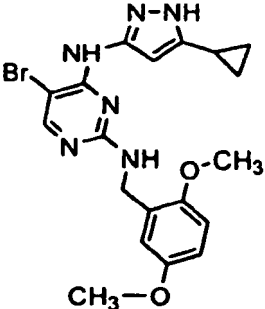
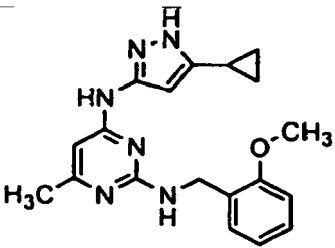
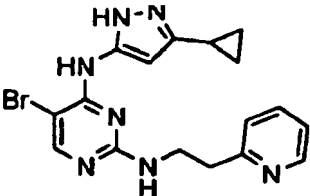
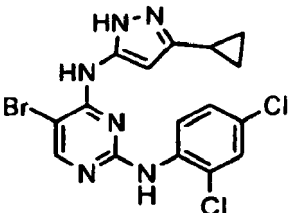
(continued)

Table 5a	
Entry	Structure
192	
193	
194	
195	
196	
197	

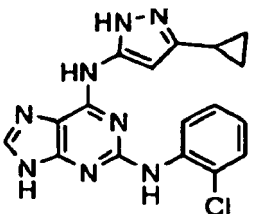
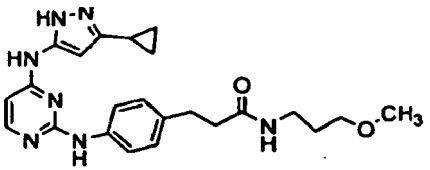
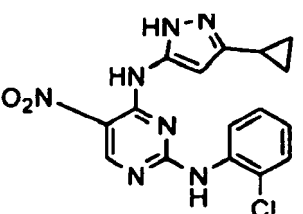
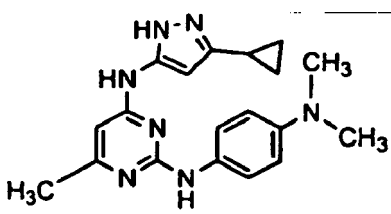
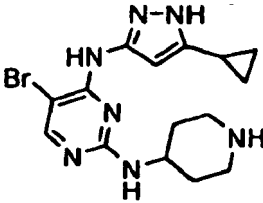
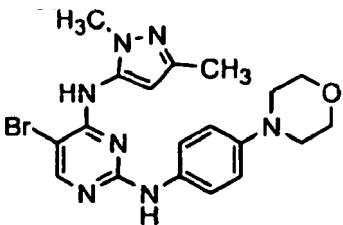
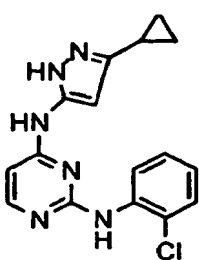
(continued)

Table 5a	
Entry	Structure
198	
199	
200	
201	
202	
203	

(continued)

Table 5a	
Entry	Structure
204	
205	
206	
207	
208	
209	

(continued)

Table 5a	
Entry	Structure
210	
211	
212	
213	
214	
215	
216	

(continued)

	Table 5a
Entry	Structure
217	
218	
219	
220	
221	
222	

(continued)

Table 5a	
Entry	Structure
223	
224	
225	
226	
227	
228	

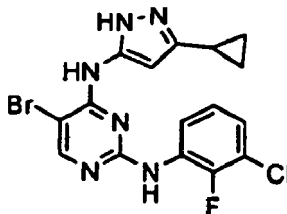
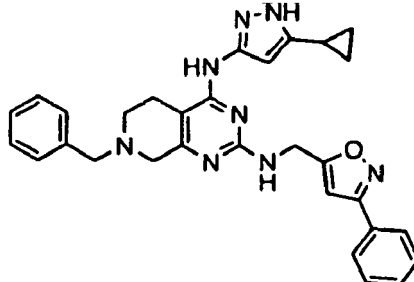
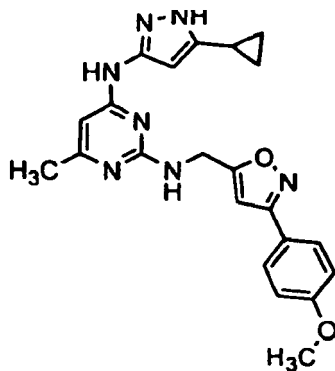
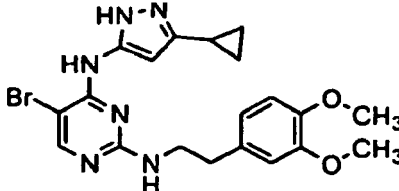
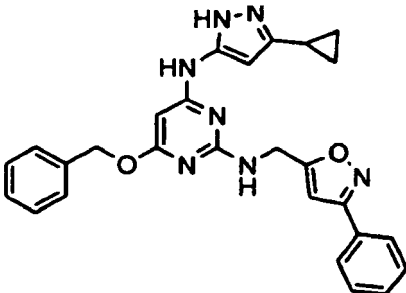
(continued)

Table 5a	
Entry	Structure
229	
230	
231	
232	
233	
234	

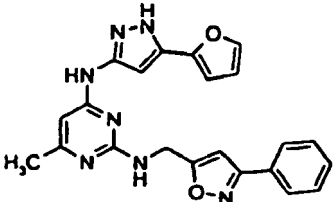
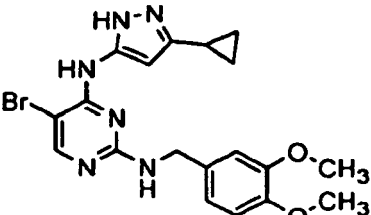
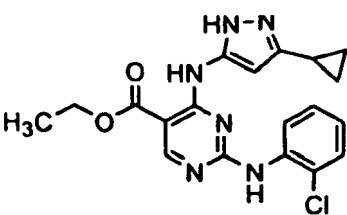
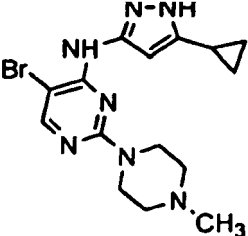
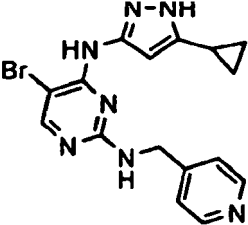
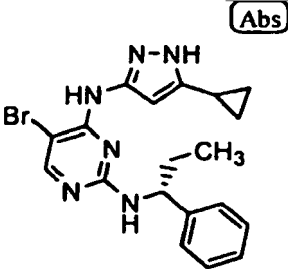
(continued)

Table 5a	
Entry	Structure
235	 <chem>Clc1ccc(cc1)COC2=CN=C(NC3=CC=CC=C3N2)C4=CC=CC=C4N5C=CC(=C5)N6C7CC7C=CN6</chem>
236	 <chem>Clc1ccc(cc1)N2C=NC(=C2N3C=CC(=C3)N4C5CC5C=NN4)Br</chem>
237	 <chem>BrC1=CC=C(C=C1)COC2=CN=C(NC3=CC=CC=C3N2)C4=CC(=CC=C4)OC(F)(F)F</chem>
238	 <chem>CN(C)c1ccc(cc1)COC2=CN=C(NC3=CC=CC=C3N2)C4=CC=CC=C4N5C=CC(=C5)N6C7CC7C=NN6</chem>
239	 <chem>Clc1ccc(cc1)COC2=CN=C(NC3=CC=CC=C3N2)C4=CC=CC=C4N5C=CC(=C5)N6C7CC7C=NN6</chem>
240	 <chem>BrC1=CC=C(C=C1)N2C=NC(=C2N3C=CC(=C3)N4C5CC5C=NN4)C6=CC(=CC=C6)Cl</chem>

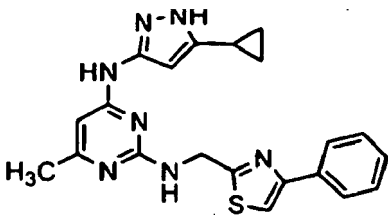
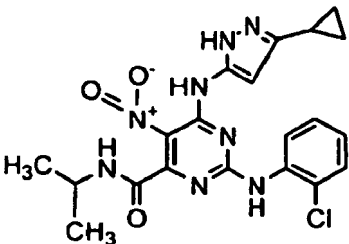
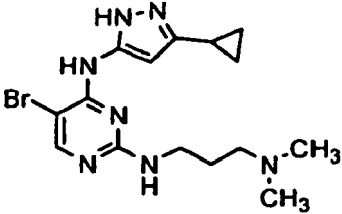
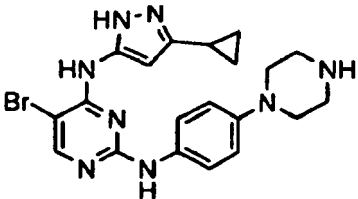
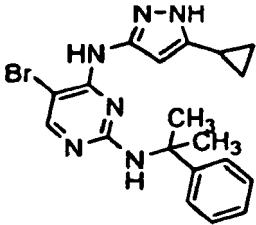
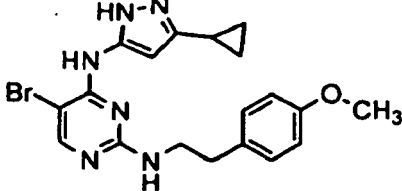
(continued)

Table 5a	
Entry	Structure
241	
242	
243	
244	
245	

(continued)

Table 5a	
Entry	Structure
246	
247	
248	
249	
250	
251	

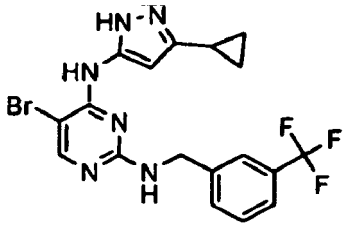
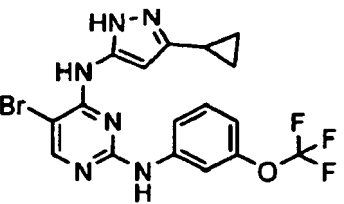
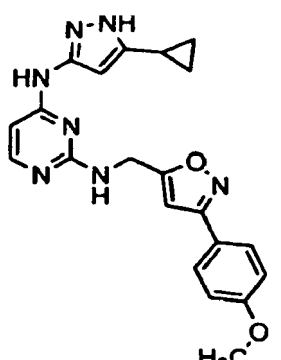
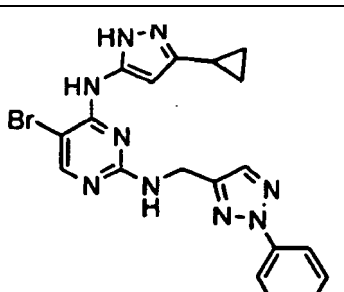
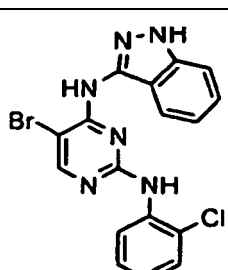
(continued)

Table 5a	
Entry	Structure
252	
253	
254	
255	
256	
257	

(continued)

Table 5a	
Entry	Structure
258	 <chem>Brc1cc2c(ncn2C3=CC(=CC=C3)OC(C)(F)F)Nc4c[nH]c(C5CC5)c4</chem>
259	 <chem>Cc1cc2c(ncn2C3=CC(=CC=C3)F)Nc4c[nH]c(C5CC5)c4</chem>
260	 <chem>Brc1cc2c(ncn2C3=CC(=CC=C3)OC4CCNCC4)Nc5c[nH]c(C6CC6)c5</chem>
261	 <chem>Cc1cc2c(ncn2C3=CC(=CC=C3)OC)Nc4c[nH]c(C5CC5)c4</chem>
262	 <chem>C1=CC=C(C=C1)C2=CC(=CC=C2)[N+]([O-])=C3C=CC(=CN3)CC4=NC5=CC=CC=C5N4</chem>

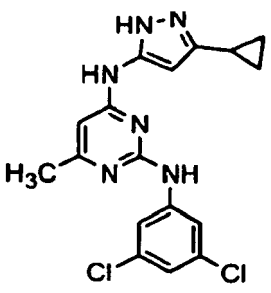
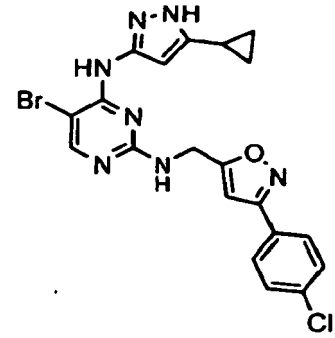
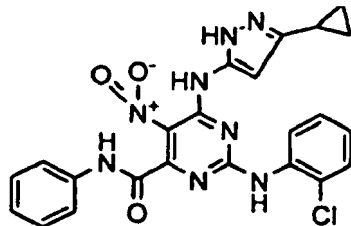
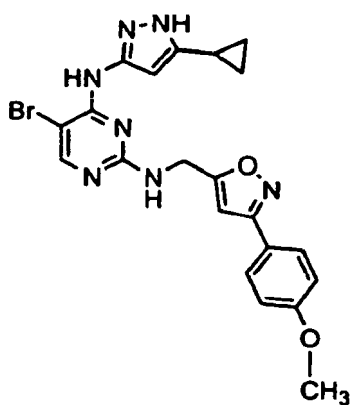
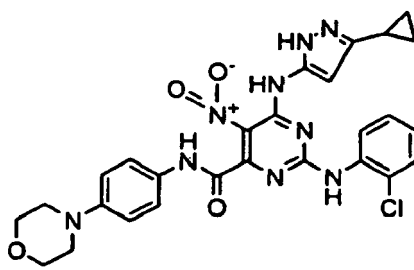
(continued)

Table 5a	
Entry	Structure
263	
264	
265	
266	
267	

(continued)

Table 5a	
Entry	Structure
268	
269	
270	
271	
272	
273	

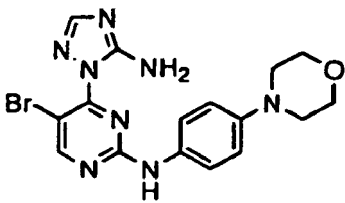
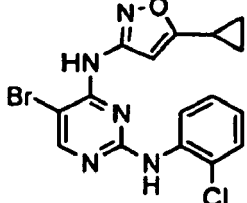
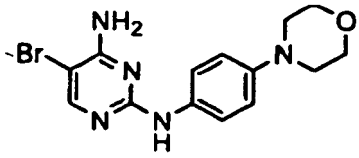
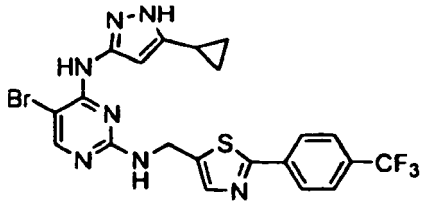
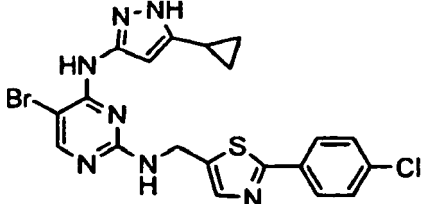
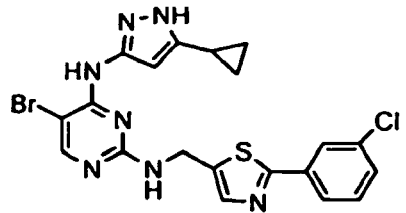
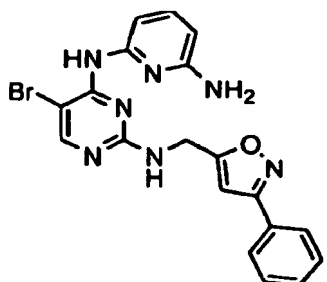
(continued)

Table 5a	
Entry	Structure
274	 <chem>Cc1nc(NC2=CC(=CC(=C2)Cl)Cl)n(C3=CC=CC(=C3)N4=NN=CC4C5CC5)n1</chem>
275	 <chem>Brc1nc(NC2=CC(=CC(=C2)N3=NN=CC3C4CC4)n2)nc(NC5=CC(=CC(=C5)N6=NO=C6C7=CC=CC(=C7)Cl)n1)cn1</chem>
276	 <chem>O=[N+]([O-])c1c(NC2=CC(=CC(=C2)C(=O)NC3=CC=CC(=C3))n2)nc(NC4=CC(=CC(=C4)N5=NN=CC5C6CC6)n2)n1</chem>
277	 <chem>COc1ccc(cc1C2=CC(=CC(=C2)N3=NO=C3C4=CC=CC(=C4)N5=CC=CC(=C5)N6=CC=CC(=C6)Br)n2)CN6</chem>
278	 <chem>O=[N+]([O-])c1c(NC2=CC(=CC(=C2)C(=O)NC3=CC(=CC(=C3)N4CCOCC4)C5=CC=CC(=C5)N6=CC=CC(=C6)N7=CC=CC(=C7)Cl)n2)nc(NC8=CC(=CC(=C8)N9=NN=CC9C10CC10)n2)n1</chem>

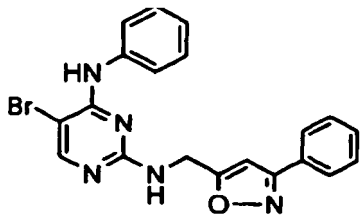
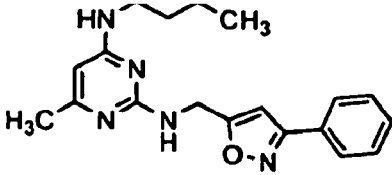
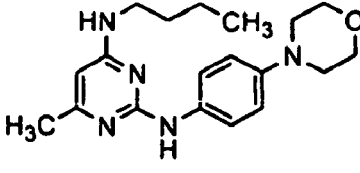
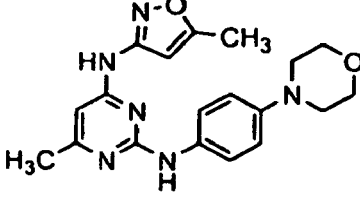
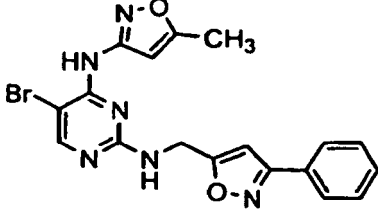
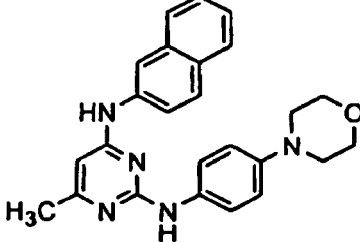
(continued)

Table 5a	
Entry	Structure
279	 <chem>Brc1cc2nc(NC(=O)c3ccc(Cl)cc3)nc2n1Nc4cc5[nH]n[nH]5c4</chem>
280	 <chem>CNc1cc2nc(NC(=O)c3ccc(Cl)cc3)nc2n1Nc4cc5[nH]n[nH]5c4</chem>
281	 <chem>c1ccc(cc1)CN2CCc3nc(NC(=O)c4ccc(N2CCO)cc4)nc3Nc5cc6[nH]n[nH]6c5</chem>
282	 <chem>C1CCN1c2cc3nc(NC(=O)c4ccc(N2CCO)cc4)nc3n2Nc5cc6[nH]n[nH]6c5</chem>
283	 <chem>C1CCN1c2cc3nc(NC(=O)c4ccc(N2CCO)cc4)nc3n2Nc5cc6[nH]n[nH]6c5</chem>
284	 <chem>Brc1cc2nc(NC(=O)c3ccc(N2CCO)cc3)nc2n1Nc4cc5[nH]n[nH]5c4</chem>

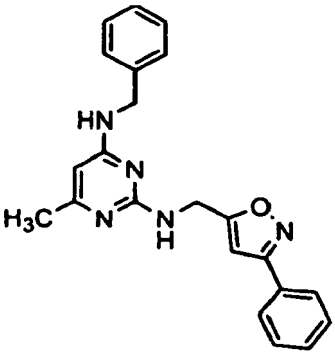
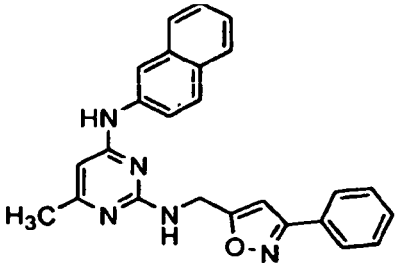
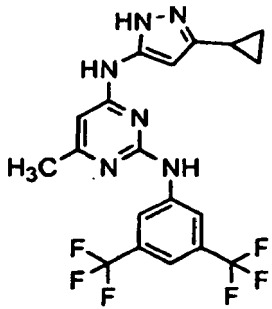
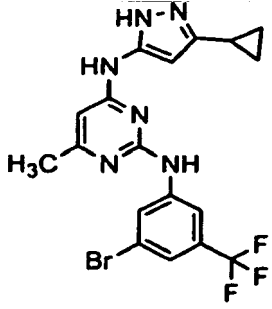
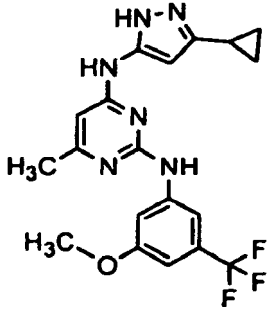
(continued)

Table 5a	
Entry	Structure
285	
286	
287	
288	
289	
290	
291	

(continued)

Table 5a	
Entry	Structure
292	
293	
294	
295	
296	
297	

(continued)

Table 5a	
Entry	Structure
298	
299	
300	
301	
302	

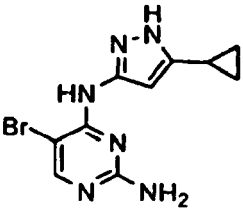
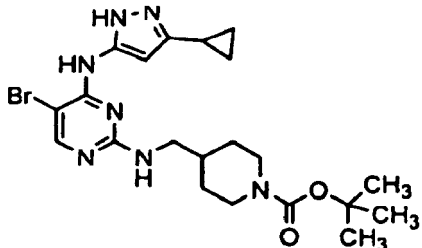
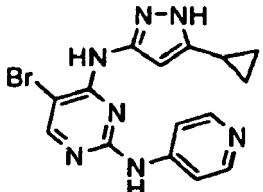
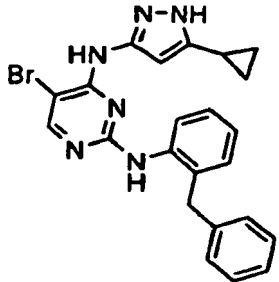
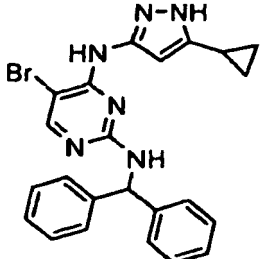
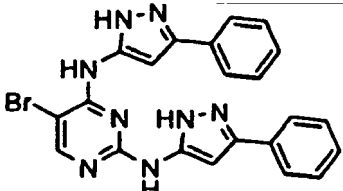
(continued)

Table 5a	
Entry	Structure
303	 <chem>Brc1cc2nc(Nc3nn[nH]3C4CC4)c(Nc5cc(Cl)cc(Cl)c5)n2</chem>
304	 <chem>Brc1cc2nc(Nc3nn[nH]3C4CC4)c(Nc5cc(C(F)(F)F)cc(C(F)(F)F)n5)n2</chem>
305	 <chem>Brc1cc2nc(Nc3nn[nH]3C4CC4)c(Nc5cc(Br)cc(C(F)(F)F)n5)n2</chem>
306	 <chem>Cc1cc2nc(Nc3nn[nH]3C4CC4)c(Nc5cc(C(F)(F)F)cc(C(F)(F)F)n5)n2</chem>
307	 <chem>Cc1cc2nc(Nc3nn[nH]3C4CC4)c(Nc5cc(C(F)(F)F)cc(C(F)(F)F)n5)n2</chem>

(continued)

Table 5a	
Entry	Structure
308	<chem>CN1CCN(CC1)c2nc(C)c3nc(CN4CCN(C)CC4)nc32</chem>
309	<chem>CN1CCN(CC1)c2nc(C)c3nc(NC4=CC=CC=C4)nc32C5=CC=C(C=C5)CCC(=O)NCC6NCC6</chem>
310	<chem>CCN(CC)CCNC(=O)CCc1ccc(NC2=CC=CC=C2)c3nc(C)c4nc(NC5=CC=CC=C5)nc43</chem>
311	<chem>CN1CCN(CC1)c2nc(C)c3nc(NC4=CC=CC=C4)nc32C5=CC=C(C=C5)CCN6CCOCC6</chem>
312	<chem>CN1CCN(CC1)c2nc(C)c3nc(NC4=CC=CC=C4)nc32C5=CC=C(C=C5)CCN6CCOCC6</chem>
313	<chem>CN1CCN(CC1)c2nc(Br)c3nc(NC4=CC=CC=C4)nc32C5=CC=C(C=C5)CCN6CCOCC6</chem>

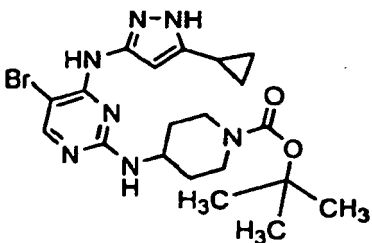
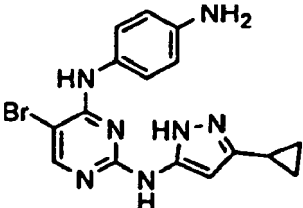
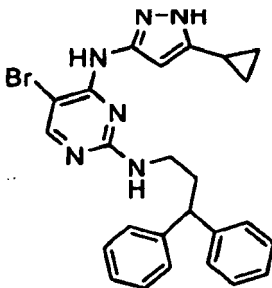
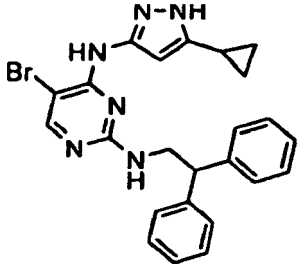
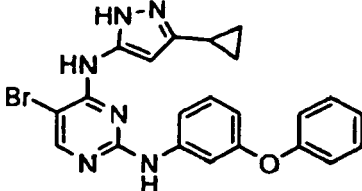
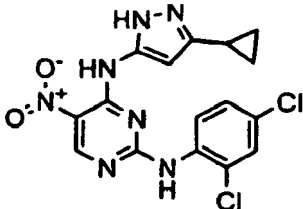
(continued)

Table 5a	
Entry	Structure
314	
315	
316	
317	
318	
319	

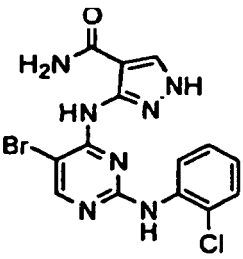
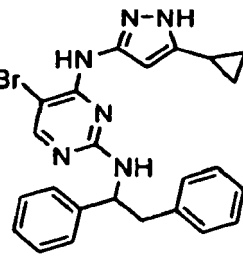
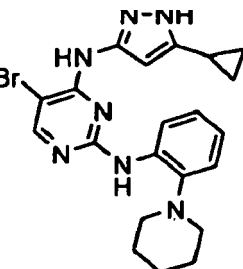
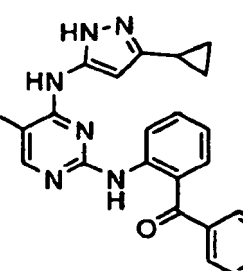
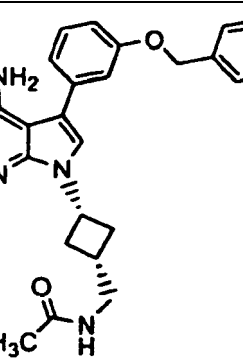
(continued)

Table 5a	
Entry	Structure
320	<chem>Brc1cc2nc(NC3=CC=C(C=C3)COC4=CC=CC=C4)nc2n1C5=CC=CC=C5C6CC6</chem>
321	<chem>Brc1cc2nc(NC3=CC=C(C=C3)OC4=CC=CC=C4)nc2n1C5=CC=CC=C5C6CC6</chem>
322	<chem>Brc1cc2nc(NC3=CC=C(C=C3)-C4=CC=CC=C4)nc2n1C5=CC=CC=C5C6CC6</chem>
323	<chem>Brc1cc2nc(NC3=CC=C(C=C3)COC4=CC=CC=C4)nc2n1C5=CC=CC=C5C6CC6</chem>
324	<chem>Brc1cc2nc(NC3=CC=C(C=C3)COC4=CC=CC=C4)nc2n1C5=CC=CC=C5C6CC6</chem>
325	<chem>Brc1cc2nc(NC3=CC=C(C=C3)COC4=CC=CC=C4)nc2n1C5=CC=CC=C5C6CC6</chem>

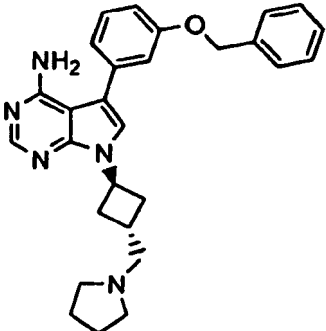
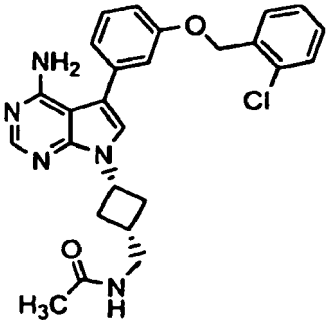
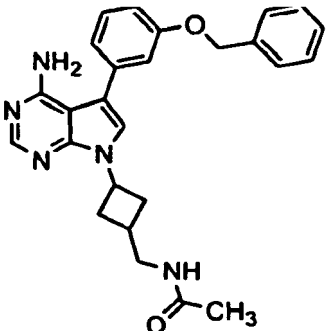
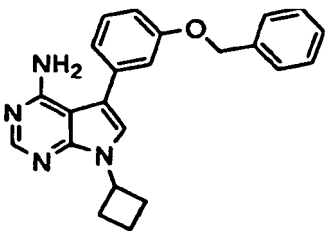
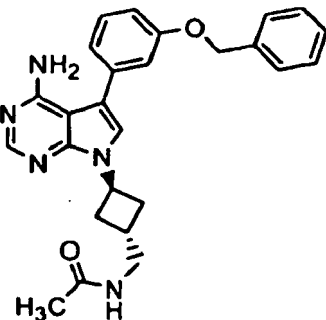
(continued)

Table 5a	
Entry	Structure
326	
327	
328	
329	
330	
331	

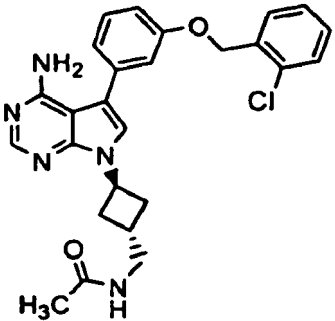
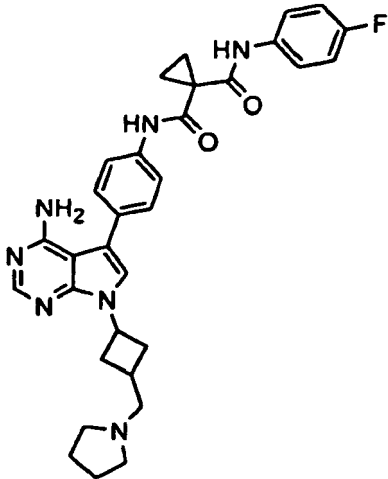
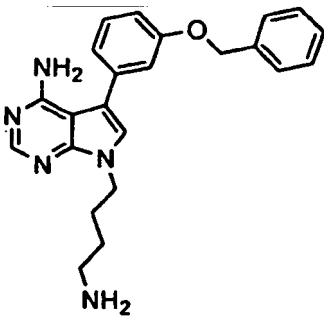
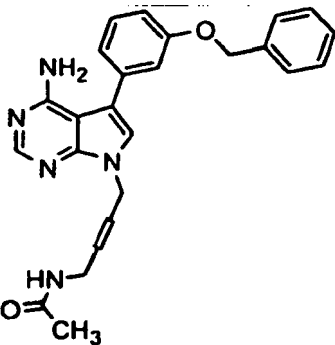
(continued)

Table 5a	
Entry	Structure
332	
333	
334	
335	
336	

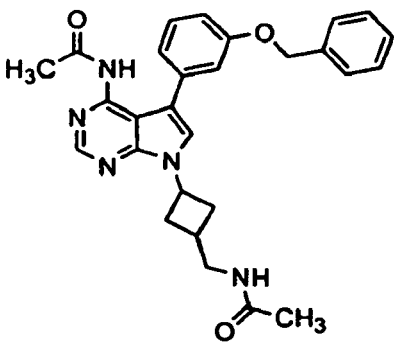
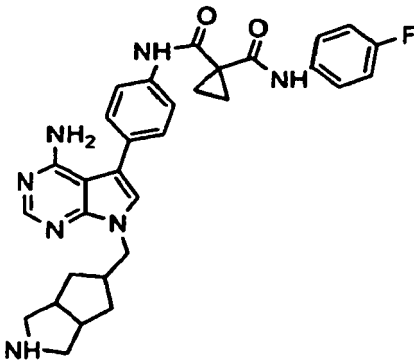
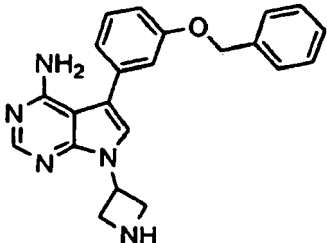
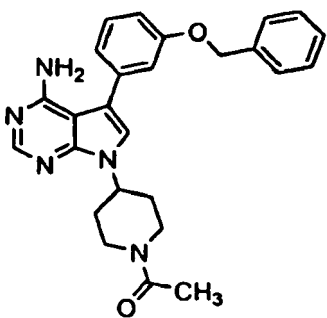
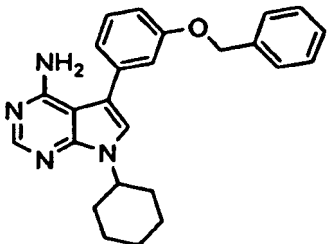
(continued)

Table 5a	
Entry	Structure
337	
338	
339	
340	
341	

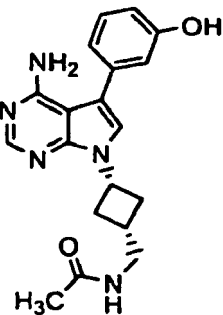
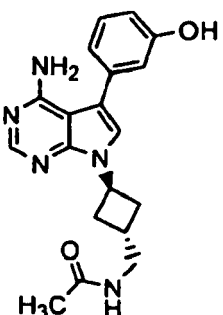
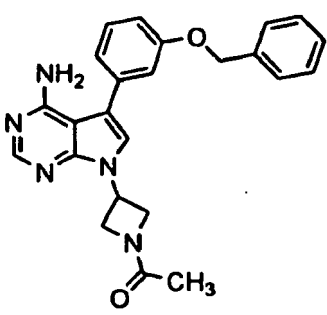
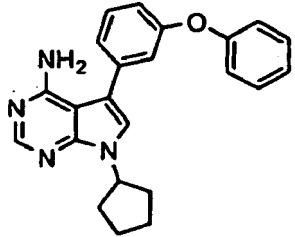
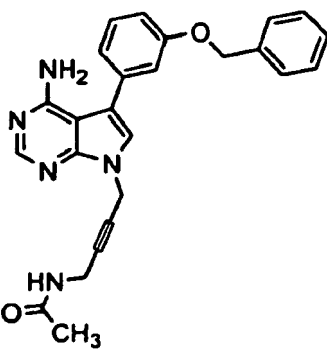
(continued)

Table 5a	
Entry	Structure
342	
343	
344	
345	

(continued)

Table 5a	
Entry	Structure
346	
347	
348	
349	
350	

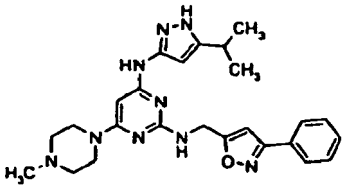
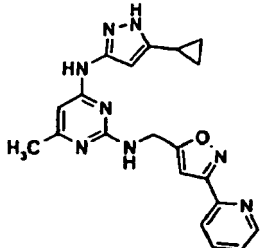
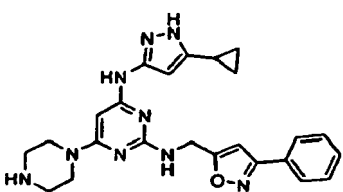
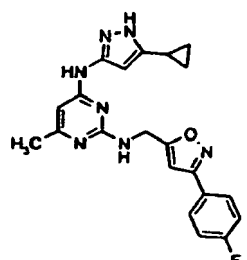
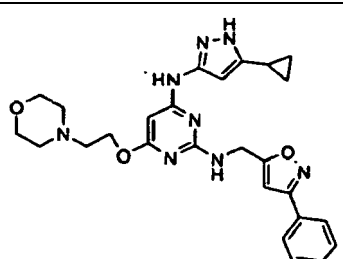
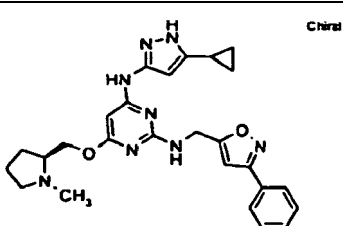
(continued)

Table 5a	
Entry	Structure
351	
352	
353	
354	
355	

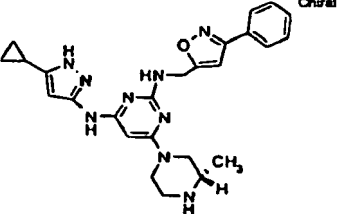
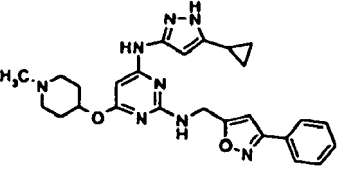
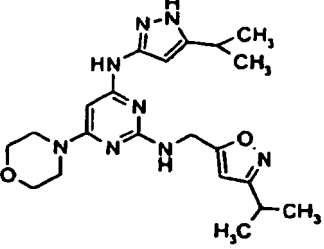
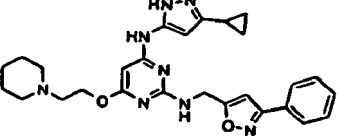
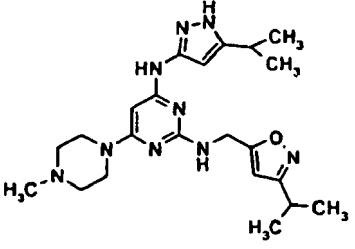
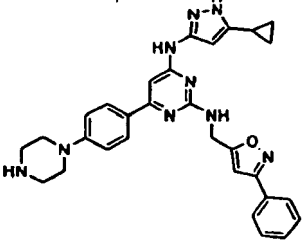
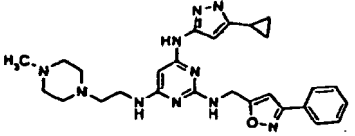
(continued)

Table 5a	
Entry	Structure
356	
357	
358	
495	
496	

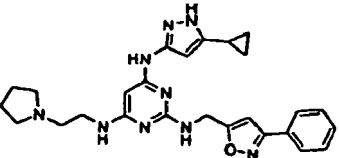
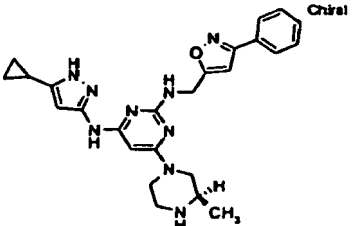
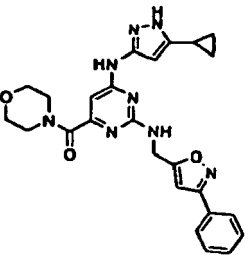
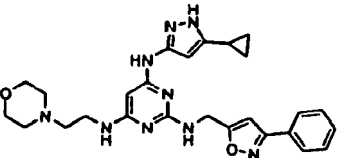
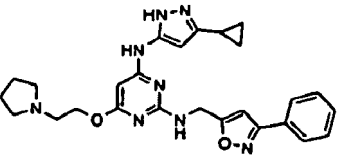
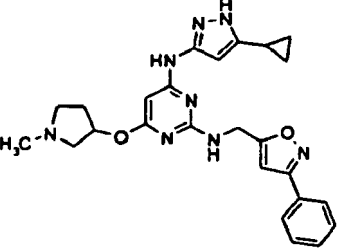
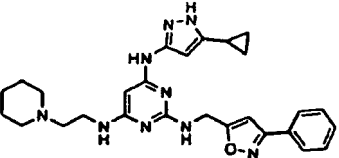
(continued)

Table 5a	
Entry	Structure
497	
498	
499	
500	
501	
502	 Chiral

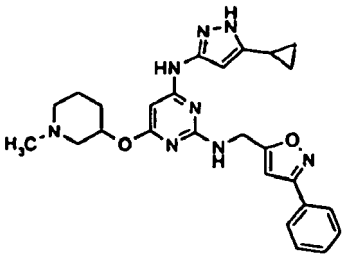
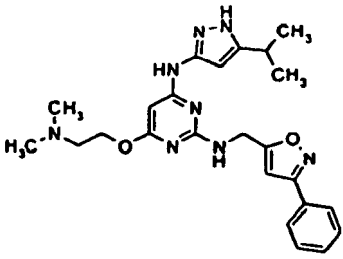
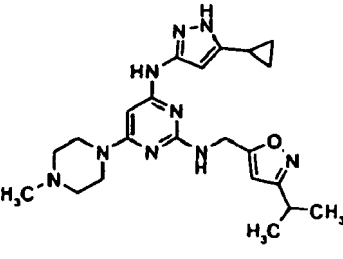
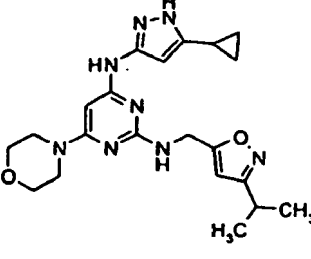
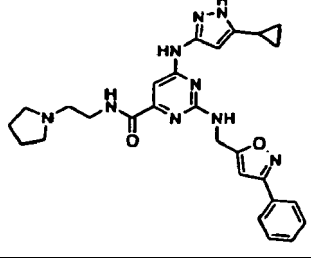
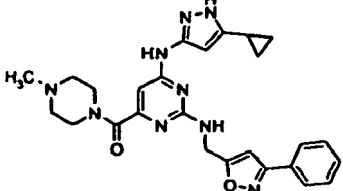
(continued)

Entry	Structure
503	
504	
505	
506	
507	
508	
509	

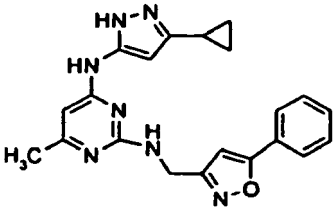
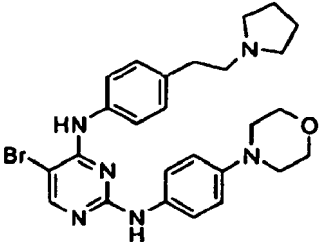
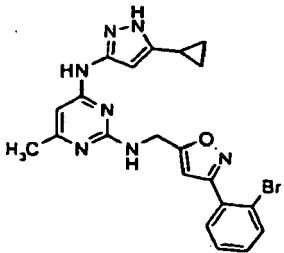
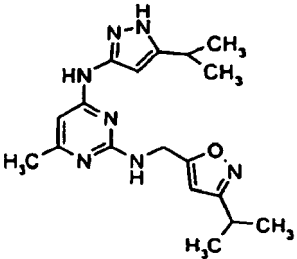
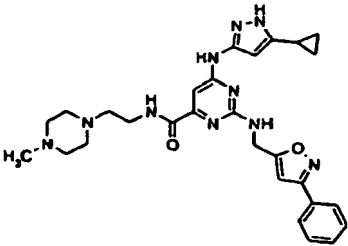
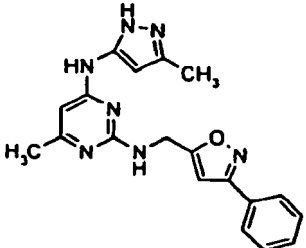
(continued)

Table 5a	
Entry	Structure
510	
511	
512	
513	
514	
515	
516	

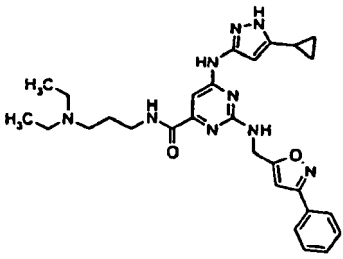
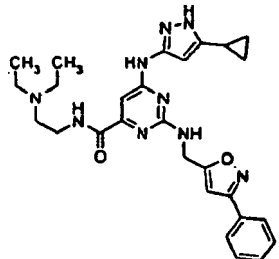
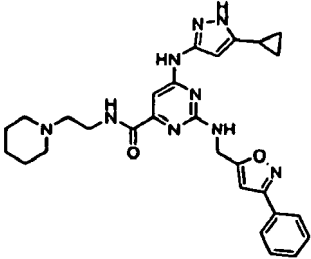
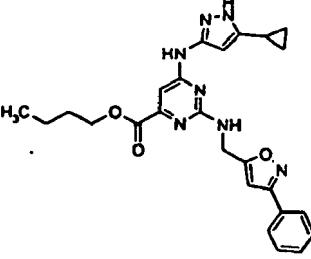
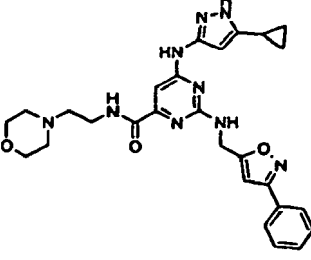
(continued)

Table 5a	
Entry	Structure
517	
518	
519	
520	
521	
522	

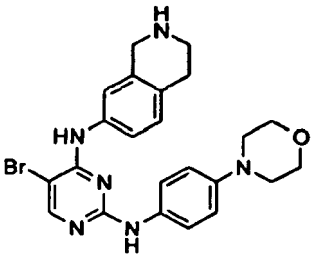
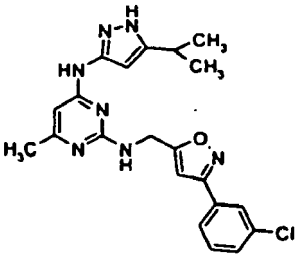
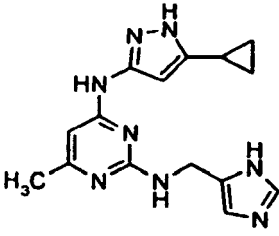
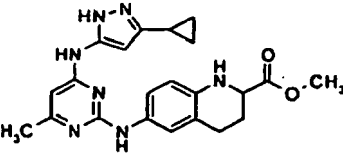
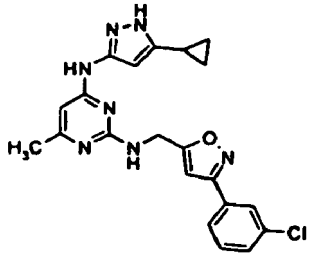
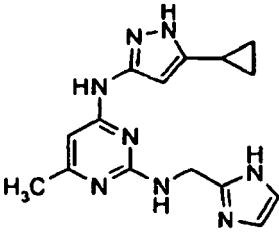
(continued)

Table 5a	
Entry	Structure
523	
524	
525	
526	
527	
528	

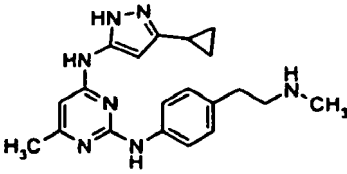
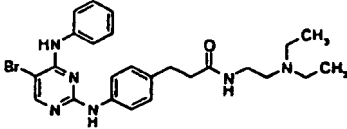
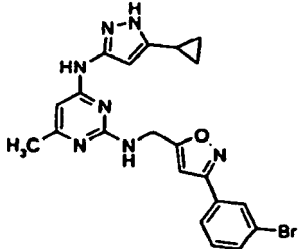
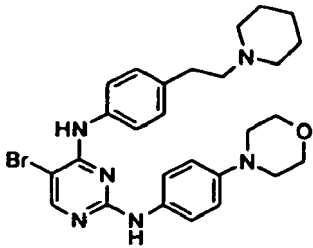
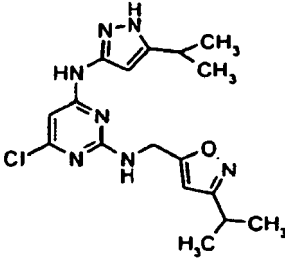
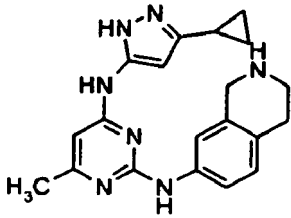
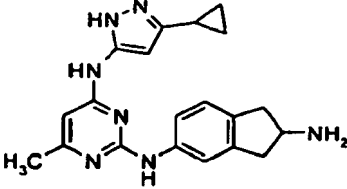
(continued)

Table 5a	
Entry	Structure
529	
530	
531	
532	
533	

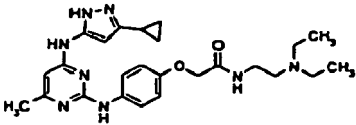
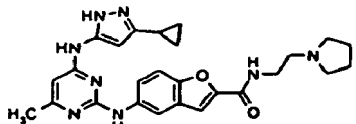
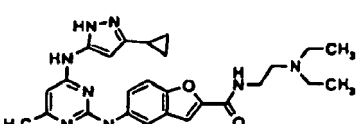
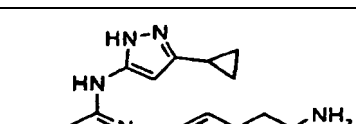
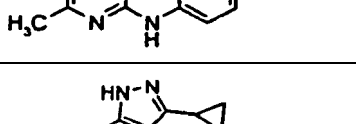
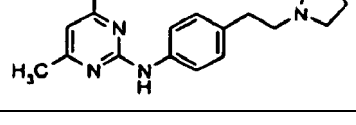
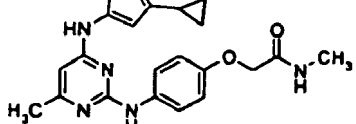
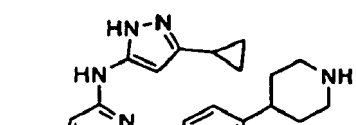
(continued)

Table 5a	
Entry	Structure
534	
535	
536	
537	
538	
539	

(continued)

Table 5a	
Entry	Structure
540	
541	
542	
543	
544	
545	
546	

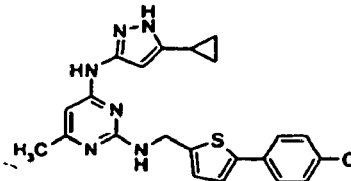
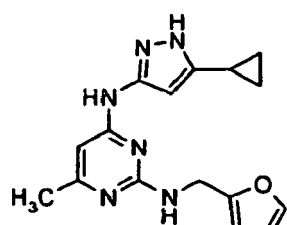
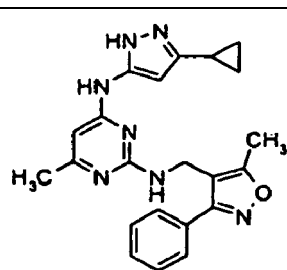
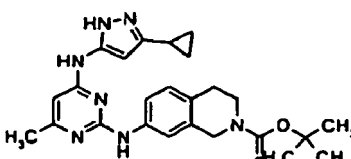
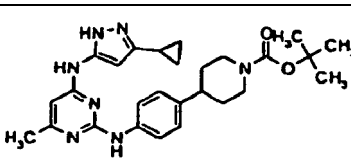
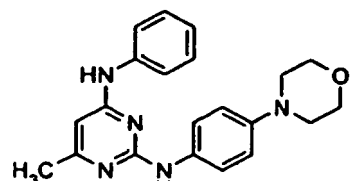
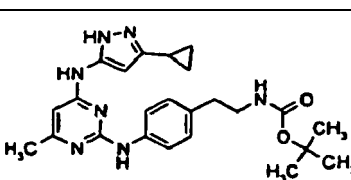
(continued)

Table 5a	
Entry	Structure
547	
548	
549	
550	
551	
552	
553	
554	

(continued)

Entry	Structure
555	
556	
557	
558	
559	
560	
561	

(continued)

Table 5a	
Entry	Structure
562	
563	
564	
565	
566	
567	
568	

(continued)

Table 5a	
Entry	Structure
569	
570	
571	
572	

Table 5b.

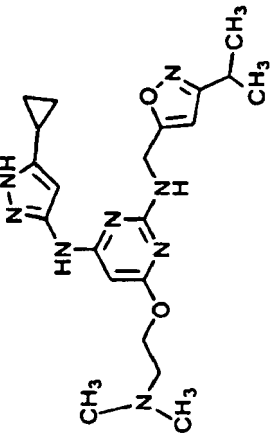
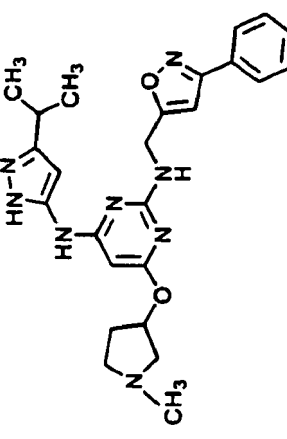
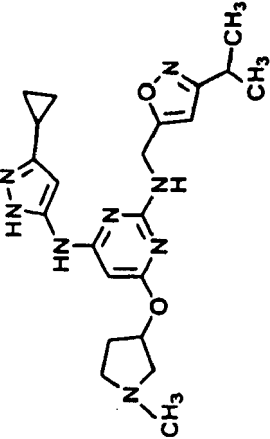
Additional Representative IGF1R Inhibitors

[0222] The Compounds in Table 5b can be prepared as pharmaceutically acceptable salts, solvates, hydrates, and/or isomers thereof. All such salt, solvate, hydrate, and isomer combinations of the Compounds in Table 5b can be used.

Table 5b

Entry	Structure	Name
573		<i>N</i> ⁴ -(5-cyclopropyl-1 <i>H</i> -pyrazol-3-yl)- <i>N</i> ⁶ -[3-(diethylamino)propyl]- <i>N</i> ² -[[3-(1-methylethyl)isoxazol-5-yl]methyl]pyrimidine-2,4,6-triamine
574		<i>N</i> ⁴ -(5-cyclopropyl-1 <i>H</i> -pyrazol-3-yl)- <i>N</i> ⁶ -[2-(diethylamino)ethyl]- <i>N</i> ² -[[3-(1-methylethyl)isoxazol-5-yl]methyl]pyrimidine-2,4,6-triamine
575		<i>N</i> ² -[[3-(1-methylethyl)isoxazol-5-yl]methyl]- <i>N</i> ⁴ -[5-(1-methylethyl)-1 <i>H</i> -pyrazol-3-yl]-6-[(3 <i>S</i>)-3-methylpiperazin-1-yl]pyrimidine-2,4-diamine

(continued)

Entry	Structure	Name
576		N ⁴ -(5-cyclopropyl-1H-pyrazol-3-yl)-6-[[2-(dimethylamino)ethyl]oxy]-N ² -[[3-(1-methylethyl)isoxazol-5-yl]methyl]pyrimidine-2,4-diamine
577		N ⁴ -[3-(1-methylethyl)-1H-pyrazol-5-yl]-6-[[1-methylpyrrolidin-3-yl]oxy]-N ² -[[3-phenylisoxazol-5-yl]methyl]pyrimidine-2,4-diamine
578		N ⁴ -(3-cyclopropyl-1H-pyrazol-5-yl)-N ² -[[3-(1-methylethyl)isoxazol-5-yl]methyl]-6-[[1-methylpyrrolidin-3-yl]oxy]pyrimidine-2,4-diamine

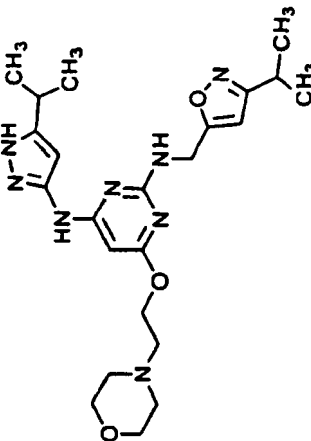
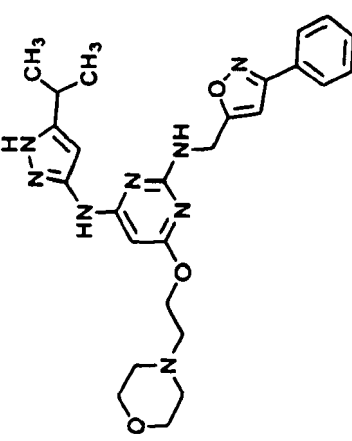
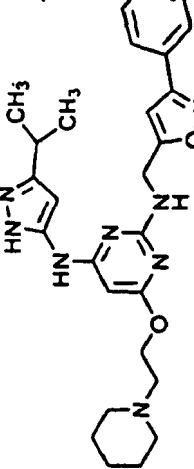
(continued)

Entry	Structure	Name
579		N^2 -[3-(1-methylethyl)isoxazol-5-yl]methyl)- N^4 -[3-(1-methylethyl)-1H-pyrazol-5-yl]-6-[(1-methylpyrrolidin-3-yl)oxy]pyrimidine-2,4-diamine
580		N^4 -[2-(diethylamino)ethyl]- N^2 -[3-(1-methylethyl)isoxazol-5-yl]methyl)- N^6 -[5-(1-methylethyl)-1H-pyrazol-3-yl]pyrimidine-2,4,6-triamine
581		N^2 -[3-(1-methylethyl)isoxazol-5-yl]methyl)- N^4 -[5-(1-methylethyl)-1H-pyrazol-3-yl]pyrimidine-2,4-diamine
582		N^4 -[5-(1-methylethyl)-1H-pyrazol-3-yl]-6-[(1-methylpiperidin-3-yl)oxy]- N^2 -[(3-phenylisoxazol-5-yl)methyl]pyrimidine-2,4-diamine




(continued)

Entry	Structure	Name
583		N ² -{[3-(1-methylethyl)isoxazol-5-yl]methyl}-N ⁴ -[5-(1-methylethyl)-1H-pyrazol-3-yl]-6-[(1-methylpiperidin-3-yl)oxy]pyrimidine-2,4-diamine
584		N-(5-cyclopropyl-1H-pyrazol-3-yl)-6-methyl-2-[(3-phenylisoxazol-5-yl)methyl]oxy]pyrimidin-4-amine
585		N ⁴ -(5-cyclopropyl-1H-pyrazol-3-yl)-6-methyl-N ² -[(4-phenyl-1H-imidazol-2-yl)methyl]pyrimidine-2,4-diamine
586		6-{[2-(dimethylamino)ethoxy]-N ² -{[3-(1-methylethyl)isoxazol-5-yl]methyl}-N ⁴ -[5-(1-methylethyl)-1H-pyrazol-3-yl]pyrimidine-2,4-diamine

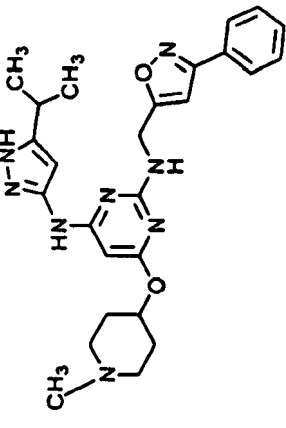
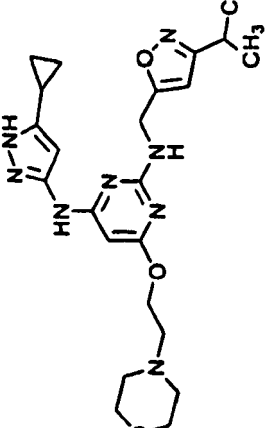
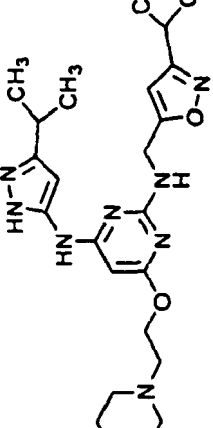
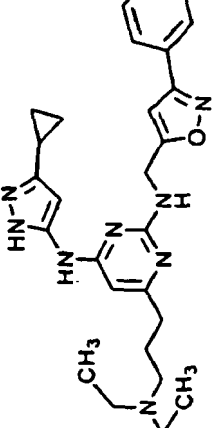
(continued)

Entry	Structure	Name
587		N ² -[3-(1-methylethyl)isoxazol-5-yl]methyl]-N ⁴ -[5-(1-methylethyl)-1H-pyrazol-3-yl]-6-[(2-morpholin-4-ylethyl)oxy]pyrimidine-2,4-diamine
588		N ⁴ -[5-(1-methylethyl)-1H-pyrazol-3-yl]-6-[(2-morpholin-4-ylethyl)oxy]-N ² -[(3-phenylisoxazol-5-yl)methyl]pyrimidine-2,4-diamine
589		N ⁴ -[3-(1-methylethyl)-1H-pyrazol-5-yl]-N ² -[(3-phenylisoxazol-5-yl)methyl]-6-[(2-piperidin-1-ylethyl)oxy]pyrimidine-2,4-diamine

(continued)

Entry	Structure	Name
590		N ⁴ -[3-(diethylamino)propyl]-N ² -[3-(1-methylethyl)isoxazol-5-yl]methyl]-N ⁶ -[5-(1-methylethyl)-1H-pyrazol-3-yl]pyrimidine-2,4,6-triamine
591		N ⁴ -[5-(1-methylethyl)-1H-pyrazol-3-yl]-6-[(3S)-3-methylpiperazin-1-yl]-N ² -[(3-phenylisoxazol-5-yl)methyl]pyrimidine-2,4-diamine
592		N ⁴ -[2-(diethylamino)ethyl]-N ⁶ -[5-(1-methylethyl)-1H-pyrazol-3-yl]-N ² -[(3-phenylisoxazol-5-yl)methyl]pyrimidine-2,4,6-triamine

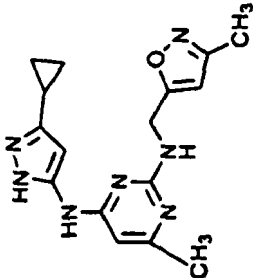
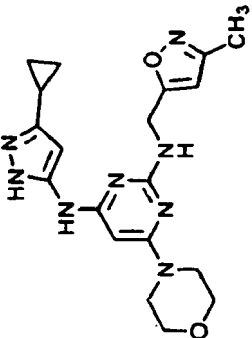
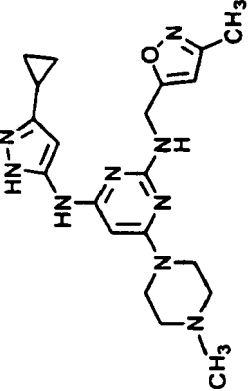
(continued)

Entry	Structure	Name
593		N ⁴ -[5-(1-methylethyl)-1 <i>H</i> -pyrazol-3-yl]-6-[(1-methylpiperidin-4-yl)oxy]-N ² -[(3-phenylisoxazol-5-yl)methyl]pyrimidine-2,4-diamine
594		N ⁴ -(5-cyclopropyl-1 <i>H</i> -pyrazol-3-yl)-N ² -{[3-(1-methylethyl)isoxazol-5-yl]methyl}-6-[(2-morpholin-4-ylethyl)oxy]pyrimidine-2,4-diamine
595		N ² -{[3-(1-methylethyl)isoxazol-5-yl]methyl}-N ⁴ -[3-(1-methylethyl)-1 <i>H</i> pyrazol-5-yl]-6-[(2-piperidin-1-ylethyl)oxy]pyrimidine-2,4-diamine
596		N ⁴ -(3-cyclopropyl-1 <i>H</i> -pyrazol-5-yl)-6-[3-(diethylamino)propyl]-N ² -[(3-phenylisoxazol-5-yl)methyl]pyrimidine-2,4-diamine

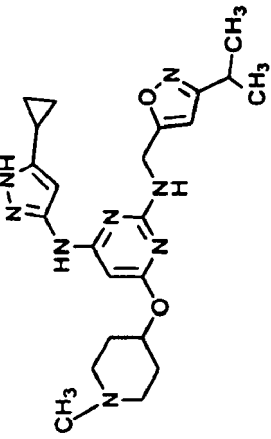
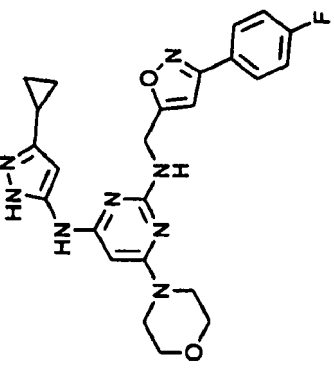
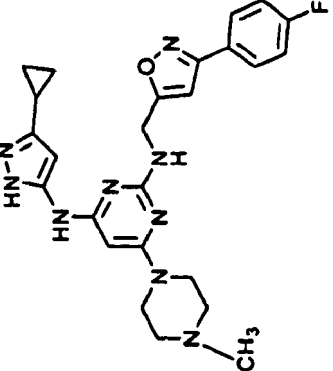
(continued)

Entry	Structure	Name
597		<i>N</i> ⁴ -(3-cyclopropyl-1 <i>H</i> -pyrazol-5-yl)- <i>N</i> ² -[[3-(1-methylethyl)isoxazol-5-yl]methyl]-6-[(2-piperidin-1-ylethyl)oxy]pyrimidine-2,4-diamine
598		<i>N</i> ⁴ -(5-cyclopropyl-1 <i>H</i> -pyrazol-3-yl)- <i>N</i> ² -[[3-(1-methylethyl)isoxazol-5-yl]methyl]-6-[(1-methylpiperidin-3-yl)oxy]pyrimidine-2,4-diamine
599		<i>N</i> ² -[[3-(1-methylethyl)isoxazol-5-yl]methyl]- <i>N</i> ⁴ -[3-(1-methylethyl)-1 <i>H</i> -pyrazol-5-yl]-6-[(1-methylpiperidin-4-yl)oxy]pyrimidine-2,4-diamine

(continued)

Entry	Structure	Name
600		N ⁴ -(3-cyclopropyl-1H-pyrazol-5-yl)-6-methyl-N ² -[(3-methylisoxazol-5-yl)methyl]pyrimidine-2,4-diamine
601		N ⁴ -(3-cyclopropyl-1H-pyrazol-5-yl)-N ² -[(3-methylisoxazol-5-yl)methyl]-6-morpholin-4-ylpyrimidine-2,4-diamine
602		N ⁴ -(3-cyclopropyl-1H-pyrazol-5-yl)-N ² -[(3-methylisoxazol-5-yl)methyl]-6-(4-methylpiperazin-1-yl)pyrimidine-2,4-diamine

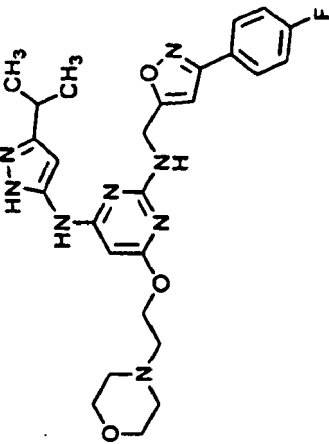
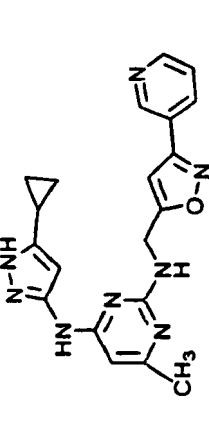
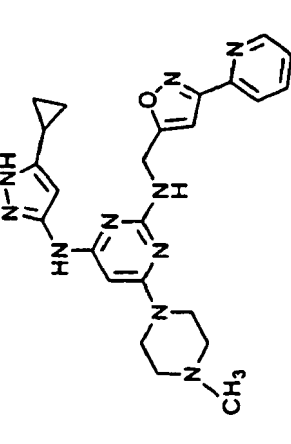
(continued)

Entry	Structure	Name
603		N ⁴ -(5-cyclopropyl-1 <i>H</i> -pyrazol-3-yl)-N ² -{[3-(1-methylethyl)isoxazol-5-yl]methyl}-6-[(1-methylpiperidin-4-yl)oxy]pyrimidine-2,4-diamine
604		N ⁴ -(3-cyclopropyl-1 <i>H</i> -pyrazol-5-yl)-N ² -{[3-(4-fluorophenyl)isoxazol-5-yl]methyl}-6-morpholin-4-ylpyrimidine-2,4-diamine
605		N ⁴ -(3-cyclopropyl-1 <i>H</i> -pyrazol-5-yl)-N ² -{[3-(4-fluorophenyl)isoxazol-5-yl]methyl}-6-(4-methylpiperazin-1-yl)pyrimidine-2,4-diamine

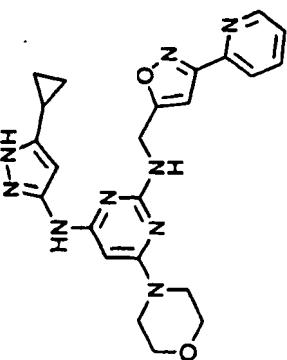
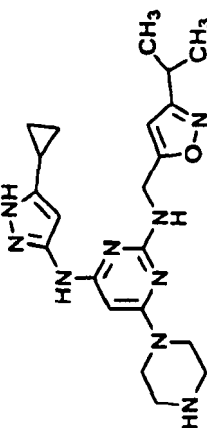
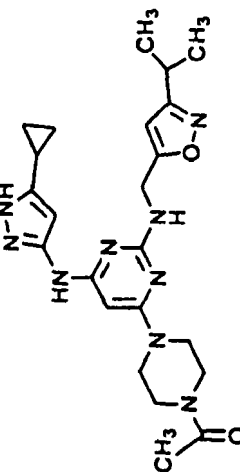
(continued)

Entry	Structure	Name
606		<i>N</i> ⁴ -(3-cyclopropyl-1 <i>H</i> -pyrazol-5-yl)- <i>N</i> ² -{[3-(4-fluorophenyl)isoxazol-5-yl]methyl}-6-[(2-morpholin-4-ylethyl)oxy]pyrimidine-2,4-diamine
607		<i>N</i> ² -{[3-(4-fluorophenyl)isoxazol-5-yl]methyl}- <i>N</i> ⁴ -[3-(1-methylethyl)-1 <i>H</i> -pyrazol-5-yl]-6-morpholin-4-ylpyrimidine-2,4-diamine
608		<i>N</i> ² -{[3-(4-fluorophenyl)isoxazol-5-yl]methyl}- <i>N</i> ⁴ -[3-(1-methylethyl)-1 <i>H</i> -pyrazol-5-yl]-6-(4-methylpiperazin-1-yl)pyrimidine-2,4-diamine

(continued)

Entry	Structure	Name
609		N ² -[3-(4-fluorophenyl)isoxazol-5-yl]methyl)-N ⁴ -[3-(1-methylethyl)-1H-pyrazol-5-yl]-6-[(2-morpholin-4-ylethyl)oxy]pyrimidine-2,4-diamine
610		N ⁴ -(5-cyclopropyl-1H-pyrazol-3-yl)-6-methyl-N ² -[(3-pyridin-3-ylisoxazol-5-yl)methyl]pyrimidine-2,4-diamine
611		N ⁴ -(5-cyclopropyl-1H-pyrazol-3-yl)-6-(4-methylpiperazin-1-yl)-N ² -[(3-pyridin-2-ylisoxazol-5-yl)methyl]pyrimidine-2,4-diamine

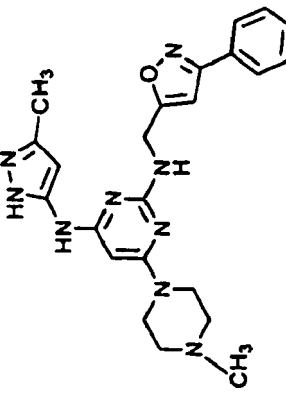
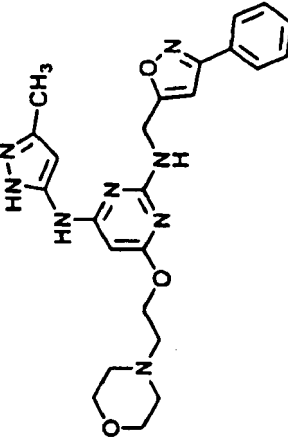
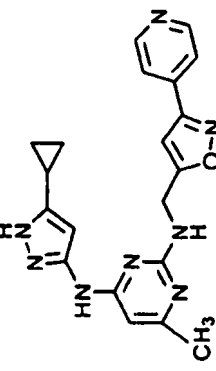
(continued)

Entry	Structure	Name
612		N ⁴ -(5-cyclopropyl-1H-pyrazol-3-yl)-6-morpholin-4-yl-N ² -[[3-(1-methylethyl)isoxazol-5-yl)methyl]pyrimidine-2,4-diamine
613		N ⁴ -(5-cyclopropyl-1H-pyrazol-3-yl)-N ² -[[3-(1-methylethyl)isoxazol-5-yl)methyl]-6-piperazin-1-ylpyrimidine-2,4-diamine
614		6-(4-acetyl)piperazin-1-yl)-N ⁴ -(5-cyclopropyl-1H-pyrazol-3-yl)-N ² -[[3-(1-methylethyl)isoxazol-5-yl)methyl]pyrimidine-2,4-diamine

(continued)

Entry	Structure	Name
615		<i>N</i> ⁴ -(5-cyclopropyl-1 <i>H</i> -pyrazol-3-yl)- <i>N</i> ² -{[3-(1-methylethyl)isoxazol-5-yl]methyl}-6-[4-(methylsulfonyl)piperazin-1-yl]pyrimidine-2,4-diamine
616		4-{6-[(5-cyclopropyl-1 <i>H</i> -pyrazol-3-yl)amino]-2-([3-(1-methylethyl)isoxazol-5-yl]methyl)amino}pyrimidin-4-yl]piperazine-1-carbaldehyde
617		<i>N</i> ⁴ -(3-methyl-1 <i>H</i> -pyrazol-5-yl)-6-morpholin-4-yl- <i>N</i> ² -[(3-phenylisoxazol-5-yl)methyl]pyrimidine-2,4-diamine

(continued)

Entry	Structure	Name
618		6-(4-methylpiperazin-1-yl)-N ⁴ -(3-methyl-1H-pyrazol-5-yl)-N ² -[(3-phenylisoxazol-5-yl)methyl]pyrimidine-2,4-diamine
619		N ⁴ -(3-methyl-1H-pyrazol-5-yl)-6-[(2-morpholin-4-ylethyl)oxy]-N ² -[(3-phenylisoxazol-5-yl)methyl]pyrimidine-2,4-diamine
620		N ⁴ -(5-cyclopropyl-1H-pyrazol-3-yl)-6-methyl-N ² -[(3-pyridin-4-ylisoxazol-5-yl)methyl]pyrimidine-2,4-diamine

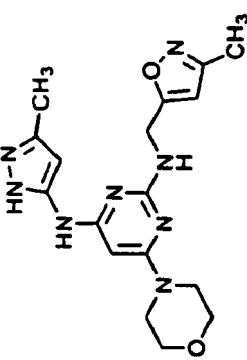
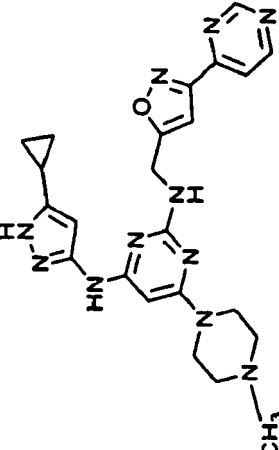
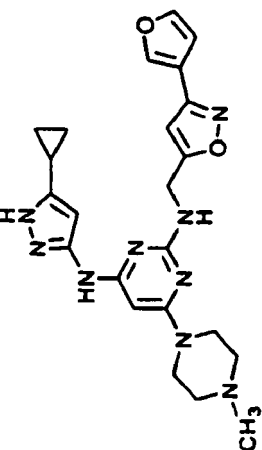
(continued)

Entry	Structure	Name
621		<p><i>N</i>⁴-(5-cyclopropyl-1<i>H</i>-pyrazol-3-yl)-<i>N</i>²-{[3-(3,4-difluorophenyl)isoxazol-5-yl]methyl}-6-methylpyrimidine-2,4-diamine</p>
622		<p><i>N</i>⁴-(5-cyclopropyl-1<i>H</i>-pyrazol-3-yl)-<i>N</i>²-{[3-(2,4-difluorophenyl)isoxazol-5-yl]methyl}-6-methylpyrimidine-2,4-diamine</p>
623		<p><i>N</i>⁴-(5-cyclopropyl-1<i>H</i>-pyrazol-3-yl)-6-methyl-<i>N</i>²-[(3-pyrazin-2-ylisoxazol-5-yl)methyl]pyrimidine-2,4-diamine</p>

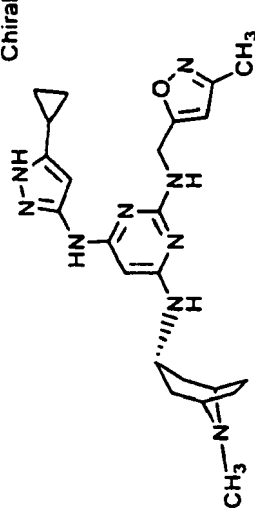
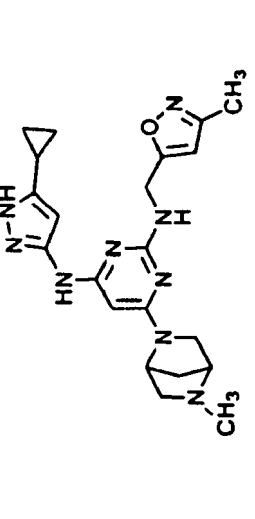
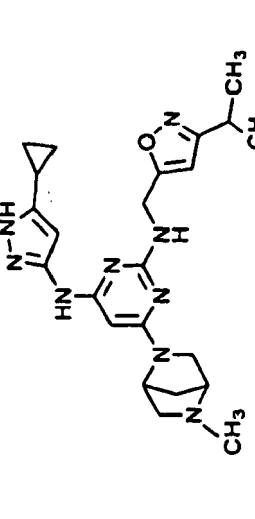
(continued)

Entry	Structure	Name
624		5-chloro-N ⁴ -(3-cyclopropyl-1H-pyrazol-5-yl)-6-morpholin-4-yl)-N ² -[(3-phenylisoxazol-5-yl)methyl]pyrimidine-2,4-diamine
625		5-chloro-N ⁴ -(3-cyclopropyl-1H-pyrazol-5-yl)-6-(4-methylpiperazin-1-yl)-N ² -[(3-phenylisoxazol-5-yl)methyl]pyrimidine-2,4-diamine
626		N ² -[(3-methylisoxazol-5-yl)methyl]-6-(4-methylpiperazin-1-yl)-N ⁴ -(3-methyl-1H-pyrazol-5-yl)pyrimidine-2,4-diamine

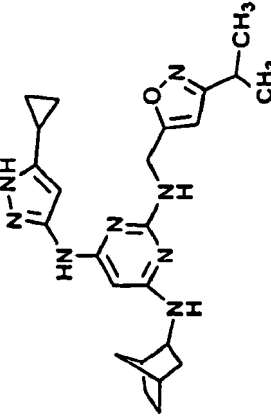
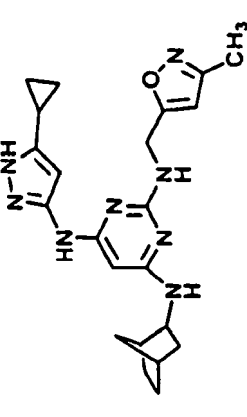
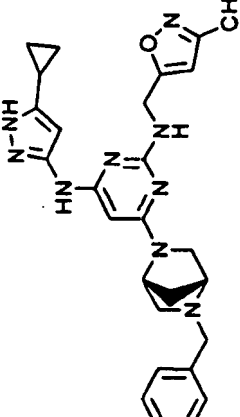
(continued)

Entry	Structure	Name
627		N ² -[(3-methylisoxazol-5-yl)methyl]-N ⁴ -(3-methyl-1H-pyrazol-5-yl)-6-morpholin-4-ylpyrimidine-2,4-diamine
628		N ⁴ -(5-cyclopropyl-1H-pyrazol-3-yl)-6-(4-methylpiperazin-1-yl)-N ² -[(3-pyrimidin-4-ylisoxazol-5-yl)methyl]pyrimidine-2,4-diamine
629		N ⁴ -(5-cyclopropyl-1H-pyrazol-3-yl)-N ² -[(3-furan-3-ylisoxazol-5-yl)methyl]-6-(4-methylpiperazin-1-yl)pyrimidine-2,4-diamine

(continued)

Entry	Structure	Name
630		<i>N</i> ⁴ -(5-cyclopropyl-1 <i>H</i> -pyrazol-3-yl)- <i>N</i> ⁶ -(8-methyl-8-azabicyclo[3.2.1]oct-3-yl)- <i>N</i> ² -[(3-methylisoxazol-5-yl)methyl]pyrimidine-2,4,6-triamine
631		<i>N</i> ⁴ -(5-cyclopropyl-1 <i>H</i> -pyrazol-3-yl)-6-(5-methyl-2,5-diazabicyclo[2.2.1]hept-2-yl)- <i>N</i> ² -[(3-methylisoxazol-5-yl)methyl]pyrimidine-2,4-diamine
632		<i>N</i> ⁴ -(5-cyclopropyl-1 <i>H</i> -pyrazol-3-yl)-6-(5-methyl-2,5-diazabicyclo[2.2.1]hept-2-yl)- <i>N</i> ² -[(3-(1-methylethyl)isoxazol-5-yl)methyl]pyrimidine-2,4-diamine

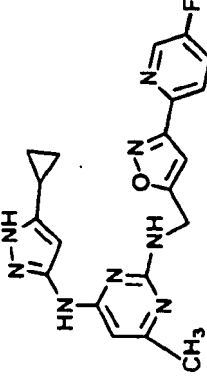
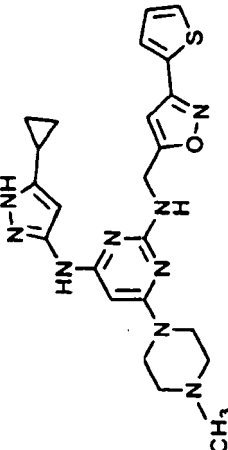
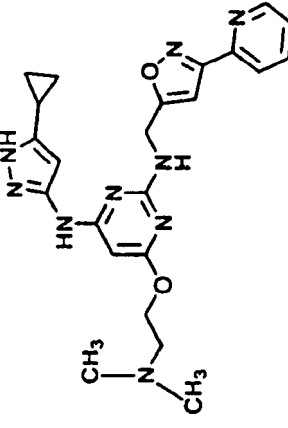
(continued)

Entry	Structure	Name
633		N ⁴ -bicyclo[2.2.1]hept-2-yl-N ⁶ -(5-cyclopropyl-1H-pyrazol-3-yl)-N ² -[3-(1-methylethyl)isoxazol-5-yl]methyl]pyrimidine-2,4,6-triamine
634		N ⁴ -bicyclo[2.2.1]hept-2-yl-N ⁶ -(5-cyclopropyl-1H-pyrazol-3-yl)-N ² -[3-methylisoxazol-5-yl]methyl]pyrimidine-2,4,6-triamine
635		N ⁴ -(5-cyclopropyl-1H-pyrazol-3-yl)-N ² -[3-methylisoxazol-5-yl]methyl]-6-[(1R,4R)-5-(phenylmethyl)-2,5-diazabicyclo[2.2.1]hept-2-yl]pyrimidine-2,4-diamine

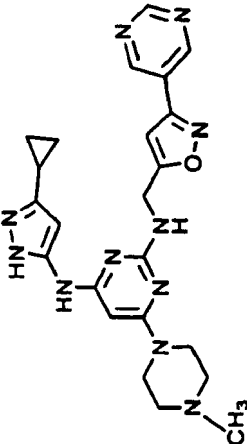
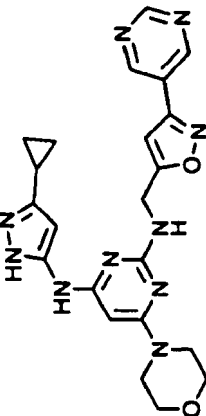
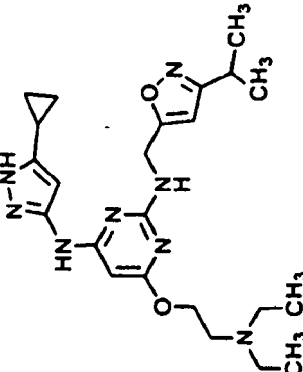
(continued)

Entry	Structure	Name
636		<p><i>N</i>⁴-(5-cyclopropyl-1<i>H</i>-pyrazol-3-yl)-<i>N</i>²-{[3-(1-methylethyl)isoxazol-5-yl]methyl}-6-[(1<i>R</i>,4<i>R</i>)-5-(phenylmethyl)-2,5-diazabicyclo[2.2.1]hept-2-yl]pyrimidine-2,4-diamine</p>
637		<p><i>N</i>⁴-(5-cyclopropyl-1<i>H</i>-pyrazol-3-yl)-6-morpholin-4-yl-<i>N</i>²-[(3-pyrimidin-4-ylisoxazol-5-yl)methyl]pyrimidine-2,4-diamine</p>
638		<p><i>N</i>⁴-(5-cyclopropyl-1<i>H</i>-pyrazol-3-yl)-6-[[2-(dimethylamino)ethoxy]-<i>N</i>²-(3-pyrimidin-4-ylisoxazol-5-yl)methyl]pyrimidine-2,4-diamine</p>

(continued)

Entry	Structure	Name
639		N ⁴ -(5-cyclopropyl-1H-pyrazol-3-yl)-N ² -{[3-(5-fluoropyridin-2-yl)isoxazol-5-yl]methyl}-6-methylpyrimidine-2,4-diamine
640		N ⁴ -(5-cyclopropyl-1H-pyrazol-3-yl)-6-(4-methylpiperazin-1-yl)-N ² -{[3-(2-thienyl)isoxazol-5-yl]methyl}pyrimidine-2,4-diamine
641		N ⁴ -(5-cyclopropyl-1H-pyrazol-3-yl)-6-[[2-(dimethylamino)ethoxy]-N ² -{[3-(3-pyridin-2-ylisoxazol-5-yl)methyl]pyrimidine-2,4-diamine}]

(continued)

Entry	Structure	Name
642		N ⁴ -(3-cyclopropyl-1H-pyrazol-5-yl)-6-(4-methylpiperazin-1-yl)-N ² -[(3-pyrimidin-5-ylisoxazol-5-yl)methyl]pyrimidine-2,4-diamine
643		N ⁴ -(3-cyclopropyl-1H-pyrazol-5-yl)-6-morpholin-4-yl-N ² -[(3-pyrimidin-5-ylisoxazol-5-yl)methyl]pyrimidine-2,4-diamine
644		N ⁴ -(5-cyclopropyl-1H-pyrazol-3-yl)-6-[[2-(diethylamino)ethoxy]-N ² -{3-(1-methylethyl)isoxazol-5-yl}]methyl]pyrimidine-2,4-diamine

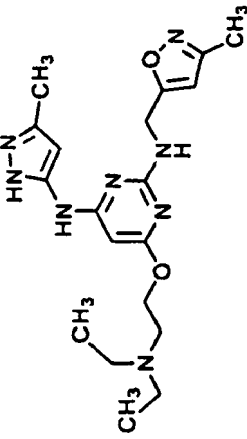
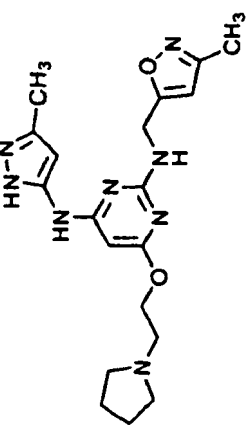
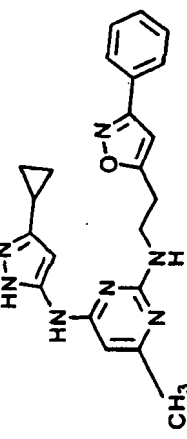
(continued)

Entry	Structure	Name
645		<p><i>N</i>⁴-(5-cyclopropyl-1<i>H</i>-pyrazol-3-yl)-<i>N</i>²-{[3-(1-methylethyl)isoxazol-5-yl]methyl}-6-[(2-pyrrolidin-1-ylethyl)oxy]pyrimidine-2,4-diamine</p>
646		<p><i>N</i>⁴-(5-cyclopropyl-1<i>H</i>-pyrazol-3-yl)-6-{[2-(diethylamino)ethyl]oxy}-<i>N</i>²-[(3-methylisoxazol-5-yl)methyl]pyrimidine-2,4-diamine</p>
647		<p><i>N</i>⁴-(5-cyclopropyl-1<i>H</i>-pyrazol-3-yl)-<i>N</i>²-[(3-methylisoxazol-5-yl)methyl]-6-[(2-pyrrolidin-1-ylethyl)oxy]pyrimidine-2,4-diamine</p>

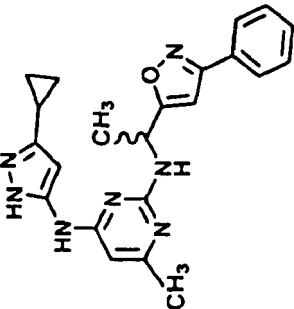
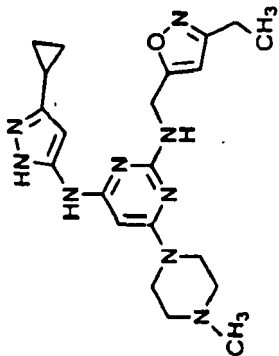
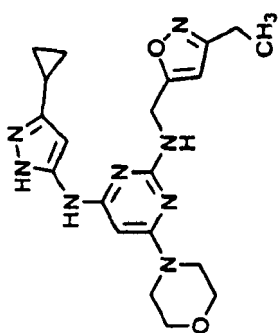
(continued)

Entry	Structure	Name
648		N ⁴ -(5-cyclopropyl-1H-pyrazol-3-yl)-6-(4-methylpiperazin-1-yl)-N ² -[(3-(1,3-thiazol-2-yl))isoxazol-5-yl]methylpyrimidine-2,4-diamine
649		N ⁴ -(3-cyclopropyl-1H-pyrazol-5-yl)-6-[2-(dimethylamino)ethoxy]-N ² -[(3-methylisoxazol-5-yl)methylpyrimidine-2,4-diamine
650		6-{[2-(dimethylamino)ethoxy]-N ² -[(3-methylisoxazol-5-yl)methyl]-N ⁴ -(3-methyl-1H-pyrazol-5-yl)pyrimidine-2,4-diamine

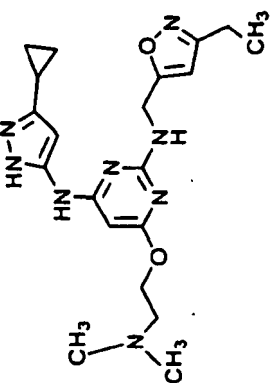
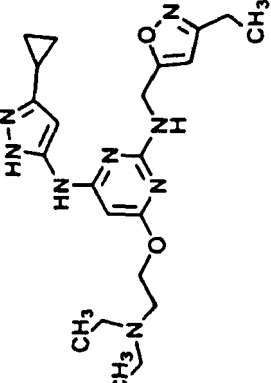
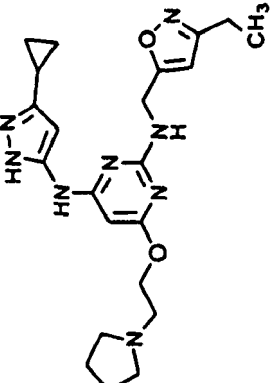
(continued)

Entry	Structure	Name
651		6-{{[2-(diethylamino)ethoxy]-N ² -[(3-methylisoxazol-5-yl)methyl]-N ⁴ -(3-methyl-1H-pyrazol-5-yl)pyrimidine-2,4-diamine
652		N ² -[(3-methylisoxazol-5-yl)methyl]-N ⁴ -(3-methyl-1H-pyrazol-5-yl)-6-[(2-pyrrolidin-1-ylethyl)oxy]pyrimidine-2,4-diamine
653		N ⁴ -(3-cyclopropyl-1H-pyrazol-5-yl)-6-methyl-N ² -[2-(3-phenylisoxazol-5-yl)ethyl]pyrimidine-2,4-diamine

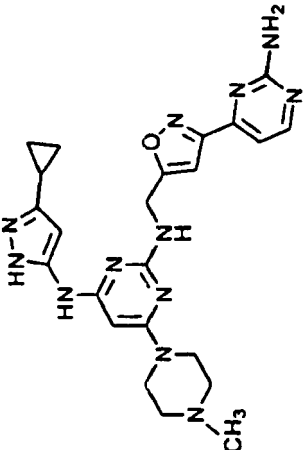
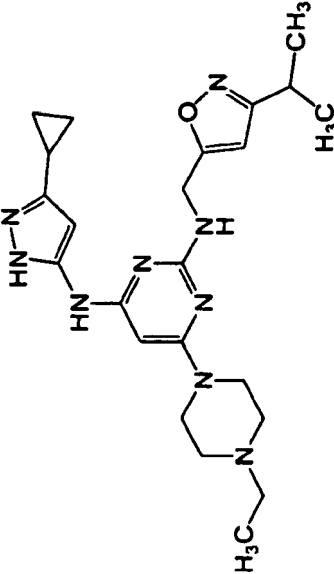
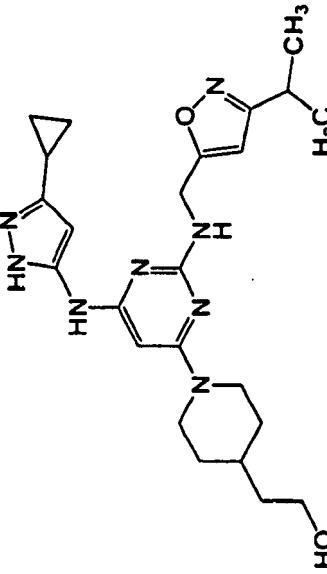
(continued)

Entry	Structure	Name
654		N ⁴ -(3-cyclopropyl-1H-pyrazol-5-yl)-6-methyl-N ² -[1-(3-phenylisoxazol-5-yl)ethyl]pyrimidine-2,4-diamine
655		N ⁴ -(3-cyclopropyl-1H-pyrazol-5-yl)-N ² -[(3-ethylisoxazol-5-yl)methyl]-6-(4-methylpiperazin-1-yl)pyrimidine-2,4-diamine
656		N ⁴ -(3-cyclopropyl-1H-pyrazol-5-yl)-N ² -[(3-ethylisoxazol-5-yl)methyl]-6-morpholin-4-ylpyrimidine-2,4-diamine

(continued)

Entry	Structure	Name
657		N ⁴ -(3-cyclopropyl-1 <i>H</i> -pyrazol-5-yl)-6-[[2-(dimethylamino)ethyl]oxy]-N ² -[(3-ethylisoxazol-5-yl)methyl]pyrimidine-2,4-diamine
658		N ⁴ -(3-cyclopropyl-1 <i>H</i> -pyrazol-5-yl)-6-[[2-(diethylamino)ethyl]oxy]-N ² -[(3-ethylisoxazol-5-yl)methyl]pyrimidine-2,4-diamine
659		N ⁴ -(3-cyclopropyl-1 <i>H</i> -pyrazol-5-yl)-N ² -[(3-ethylisoxazol-5-yl)methyl]-6-[(2-pyrrolidin-1-ylethyl)oxy]pyrimidine-2,4-diamine

(continued)

Entry	Structure	Name
660		N ² -{[3-(2-aminopyrimidin-4-yl)isoxazol-5-yl]methyl}-N ⁴ -(3-cyclopropyl-1H-pyrazol-5-yl)-6-(4-methylpiperazin-1-yl)pyrimidine-2,4-diamine
661		N ⁴ -(3-cyclopropyl-1H-pyrazol-5-yl)-6-(4-ethylpiperazin-1-yl)-N ² -{[3-(1-methylethyl)isoxazol-5-yl]methyl}pyrimidine-2,4-diamine
662		2-(1-{6-[(3-cyclopropyl-1H-pyrazol-5-yl)amino]-2-{[3-(1-methylethyl)isoxazol-5-yl]methyl}amino}pyrimidin-4-yl)piperidin-4-yl)ethanol

(continued)

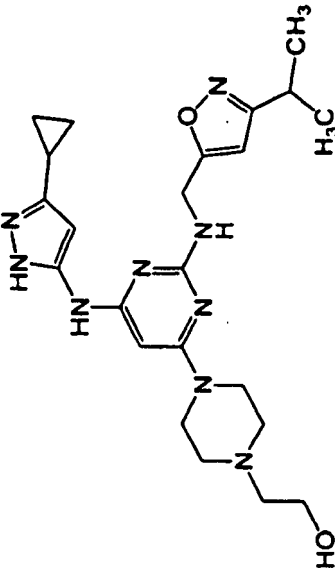
Entry	Structure	Name
663		2-(4-{6-[(3-cyclopropyl-1H-pyrazol-5-yl)amino]-2-[(3-(1-methylethyl)isoxazol-5-yl)methyl]amino}pyrimidin-4-yl)piperazin-1-yl)ethanol

Table 6.

Representative Raf Inhibitors

5 **[0223]** The Compounds in Table 6 can be prepared as pharmaceutically acceptable salts, solvates, hydrates, and/or isomers thereof. All such salt, solvate, hydrate, and isomer combinations of the Compounds in Table 6 can be used.

Table 6	
Entry	Name
1	6-(2-butyl-1-hydroxy-3-oxo-2,3-dihydro-1 <i>H</i> -isoindol-1-yl)-2 <i>H</i> -1,4-benzoxazin-3(4 <i>H</i>)-one
2	6-[1-hydroxy-3-oxo-2-(2-phenylethyl)-2,3-dihydro-1 <i>H</i> -isoindol-1-yl]-2 <i>H</i> -1,4-benzoxazin-3(4 <i>H</i>)-one
3	6-(1-hydroxy-2-[[4-(methyloxy)phenyl]methyl]-3-oxo-2,3-dihydro-1 <i>H</i> -isoindol-1-yl)-2 <i>H</i> -1,4-benzoxazin-3(4 <i>H</i>)-one
4	6-(1-hydroxy-2-[[3-(methyloxy)phenyl]methyl]-3-oxo-2,3-dihydro-1 <i>H</i> -isoindol-1-yl)-2 <i>H</i> -1,4-benzoxazin-3(4 <i>H</i>)-one
5	6-{2-[(4-fluorophenyl)methyl]-1-hydroxy-3-oxo-2,3-dihydro-1 <i>H</i> -isoindol-1-yl}-2 <i>H</i> -1,4-benzoxazin-3(4 <i>H</i>)-one
6	6-(1-hydroxy-3-oxo-2-phenyl-2,3-dihydro-1 <i>H</i> -isoindol-1-yl)-2 <i>H</i> -1,4-benzoxazin-3(4 <i>H</i>)-one
7	6-{2-[(3-bromophenyl)methyl]-1-hydroxy-3-oxo-2,3-dihydro-1 <i>H</i> -isoindol-1-yl}-2 <i>H</i> -1,4-benzoxazin-3(4 <i>H</i>)-one
8	6-{2-[(4-bromophenyl)methyl]-1-hydroxy-3-oxo-2,3-dihydro-1 <i>H</i> -isoindol-1-yl}-2 <i>H</i> -1,4-benzoxazin-3(4 <i>H</i>)-one
9	6-[1-hydroxy-3-oxo-2-(3-phenylpropyl)-2,3-dihydro-1 <i>H</i> -isoindol-1-yl]-2 <i>H</i> -1,4-benzoxazin-3(4 <i>H</i>)-one
10	6-{2-[(3,4-dichlorophenyl)methyl]-1-hydroxy-3-oxo-2,3-dihydro-1 <i>H</i> -isoindol-1-yl}-2 <i>H</i> -1,4-benzoxazin-3(4 <i>H</i>)-one
11	6-{1-hydroxy-2-[(4-methylphenyl)methyl]-3-oxo-2,3-dihydro-1 <i>H</i> -isoindol-1-yl}-2 <i>H</i> -1,4-benzoxazin-3(4 <i>H</i>)-one
12	6-{2-[(4-chlorophenyl)methyl]-1-hydroxy-3-oxo-2,3-dihydro-1 <i>H</i> -isoindol-1-yl}-2 <i>H</i> -1,4-benzoxazin-3(4 <i>H</i>)-one
13	6-[1-hydroxy-2-(1-methylethyl)-3-oxo-2,3-dihydro-1 <i>H</i> -isoindol-1-yl]-2 <i>H</i> -1,4-benzoxazin-3(4 <i>H</i>)-one
14	methyl {5-[1-hydroxy-3-oxo-2-(phenylmethyl)-2,3-dihydro-1 <i>H</i> -isoindol-1-yl]-1 <i>H</i> -benzimidazol-2-yl}carbamate
15	6-{2-[(3,4-dimethylphenyl)methyl]-1-hydroxy-3-oxo-2,3-dihydro-1 <i>H</i> -isoindol-1-yl}-2 <i>H</i> -1,4-benzoxazin-3(4 <i>H</i>)-one
16	6-(2-{[4-chloro-3-(trifluoromethyl)phenyl]methyl}-1-hydroxy-3-oxo-2,3-dihydro-1 <i>H</i> -isoindol-1-yl)-2 <i>H</i> -1,4-benzoxazin-3(4 <i>H</i>)-one
17	6-(2-{[4-(dimethylamino)phenyl]methyl}-1-hydroxy-3-oxo-2,3-dihydro-1 <i>H</i> -isoindol-1-yl)-2 <i>H</i> -1,4-benzoxazin-3(4 <i>H</i>)-one
18	6-[2-(3-chlorophenyl)-1-hydroxy-3-oxo-2,3-dihydro-1 <i>H</i> -isoindol-1-yl]-2 <i>H</i> -1,4-benzoxazin-3(4 <i>H</i>)-one
19	6-[2-(4-chlorophenyl)-1-hydroxy-3-oxo-2,3-dihydro-1 <i>H</i> -isoindol-1-yl]-2 <i>H</i> -1,4-benzoxazin-3(4 <i>H</i>)-one
20	6-[2-(3,4-dichlorophenyl)-1-hydroxy-3-oxo-2,3-dihydro-1 <i>H</i> -isoindol-1-yl]-2 <i>H</i> -1,4-benzoxazin-3(4 <i>H</i>)-one
21	6-[1-hydroxy-2-(4-methylphenyl)-3-oxo-2,3-dihydro-1 <i>H</i> -isoindol-1-yl]-2 <i>H</i> -1,4-benzoxazin-3(4 <i>H</i>)-one
22	3-(2-{[3,5-bis(methyloxy)phenyl]amino}-1 <i>H</i> -benzimidazol-5-yl)-3-(methyloxy)-2-(phenylmethyl)-2,3-dihydro-1 <i>H</i> -isoindol-1-one
23	3-(2-{[3,5-bis(methyloxy)phenyl]amino}-1 <i>H</i> -benzimidazol-5-yl)-2-(1-methylethyl)-3-(methyloxy)-2,3-dihydro-1 <i>H</i> -isoindol-1-one

(continued)

Table 6	
Entry	Name
24	3-(2-{{[3,5-bis(methyloxy)phenyl]amino}-1 <i>H</i> -benzimidazol-5-yl}-3-hydroxy-2-phenyl)-2,3-dihydro-1 <i>H</i> -isoindol-1-one
25	3-(2-{{[3,5-bis(methyloxy)phenyl]amino}-1 <i>H</i> -benzimidazol-5-yl}-3-hydroxy-2-(phenylmethyl))-2,3-dihydro-1 <i>H</i> -isoindol-1-one
26	methyl {5-[1-hydroxy-3-oxo-2-(phenylmethyl)-2,3-dihydro-1 <i>H</i> -isoindol-1-yl]-1-methyl-1 <i>H</i> -benzimidazol-2-yl}carbamate
27	3-(1 <i>H</i> -benzimidazol-5-yl)-3-hydroxy-2-(phenylmethyl)-2,3-dihydro-1 <i>H</i> -isoindol-1-one
28	5-[1-hydroxy-3-oxo-2-(phenylmethyl)-2,3-dihydro-1 <i>H</i> -isoindol-1-yl]- <i>N</i> -methyl-1 <i>H</i> -benzimidazole-2-carboxamide
29	3-hydroxy-3-(2-methyl-1 <i>H</i> -benzimidazol-5-yl)-2-(phenylmethyl)-2,3-dihydro-1 <i>H</i> -isoindol-1-one
30	7-[1-hydroxy-3-oxo-2-(phenylmethyl)-2,3-dihydro-1 <i>H</i> -isoindol-1-yl]-3,4-dihydroquinoxalin-2(1 <i>H</i>)-one
31	2-[2-(3-chlorophenyl)-1-hydroxy-3-oxo-2,3-dihydro-1 <i>H</i> -isoindol-1-yl]-3,4-dihydroquinoxalin-2(1 <i>H</i>)-one
32	1,1-dimethylethyl 4-{{[1-hydroxy-3-oxo-1-(3-oxo-3,4-dihydro-2 <i>H</i> -1,4-benzoxazin-6-yl)-1,3-dihydro-2 <i>H</i> -isoindol-2-yl]methyl}piperidine-1-carboxylate
33	6-(1-hydroxy-2-{{[2-(methyloxy)phenyl]methyl}-3-oxo-2,3-dihydro-1 <i>H</i> -isoindol-1-yl})-2 <i>H</i> -1,4-benzoxazin-3(4 <i>H</i>)-one
34	6-{2-[(3-chlorophenyl)methyl]-1-hydroxy-3-oxo-2,3-dihydro-1 <i>H</i> -isoindol-1-yl}-2 <i>H</i> -1,4-benzoxazin-3(4 <i>H</i>)-one
35	6-{2-[(2-chlorophenyl)methyl]-1-hydroxy-3-oxo-2,3-dihydro-1 <i>H</i> -isoindol-1-yl}-2 <i>H</i> -1,4-benzoxazin-3(4 <i>H</i>)-one
36	6-{2-[(3-fluorophenyl)methyl]-1-hydroxy-3-oxo-2,3-dihydro-1 <i>H</i> -isoindol-1-yl}-2 <i>H</i> -1,4-benzoxazin-3(4 <i>H</i>)-one
37	6-{2-[(2-bromophenyl)methyl]-1-hydroxy-3-oxo-2,3-dihydro-1 <i>H</i> -isoindol-1-yl}-2 <i>H</i> -1,4-benzoxazin-3(4 <i>H</i>)-one
38	6-{2-[(2-fluorophenyl)methyl]-1-hydroxy-3-oxo-2,3-dihydro-1 <i>H</i> -isoindol-1-yl}-2 <i>H</i> -1,4-benzoxazin-3(4 <i>H</i>)-one
39	6-[2-(3-fluorophenyl)-1-hydroxy-3-oxo-2,3-dihydro-1 <i>H</i> -isoindol-1-yl]-2 <i>H</i> -1,4-benzoxazin-3(4 <i>H</i>)-one
40	6-[1-hydroxy-2-(3-iodophenyl)-3-oxo-2,3-dihydro-1 <i>H</i> -isoindol-1-yl]-2 <i>H</i> -1,4-benzoxazin-3(4 <i>H</i>)-one
41	6-[2-(3-bromophenyl)-1-hydroxy-3-oxo-2,3-dihydro-1 <i>H</i> -isoindol-1-yl]-2 <i>H</i> -1,4-benzoxazin-3(4 <i>H</i>)-one
42	6-[1-hydroxy-2-(3-nitrophenyl)-3-oxo-2,3-dihydro-1 <i>H</i> -isoindol-1-yl]-2 <i>H</i> -1,4-benzoxazin-3(4 <i>H</i>)-one
43	6-{1-hydroxy-2-[3-(methyloxy)phenyl]-3-oxo-2,3-dihydro-1 <i>H</i> -isoindol-1-yl}-2 <i>H</i> -1,4-benzoxazin-3(4 <i>H</i>)-one
44	6-[1-hydroxy-2-(3-methylphenyl)-3-oxo-2,3-dihydro-1 <i>H</i> -isoindol-1-yl]-2 <i>H</i> -1,4-benzoxazin-3(4 <i>H</i>)-one
45	3-hydroxy-3-(1 <i>H</i> -indol-5-yl)-2-(phenylmethyl)-2,3-dihydro-1 <i>H</i> -isoindol-1-one
46	methyl [6-(1-hydroxy-3-oxo-2-phenyl)-2,3-dihydro-1 <i>H</i> -isoindol-1-yl]-1 <i>H</i> -benzimidazol-2-yl]carbamate
47	6-[2-(2-aminophenyl)-1-hydroxy-3-oxo-2,3-dihydro-1 <i>H</i> -isoindol-1-yl]-2 <i>H</i> -1,4-benzoxazin-3(4 <i>H</i>)-one
48	6-{{[2-(3-phenyl-1,2,4-oxadiazol-5-yl)phenyl]carbonyl}-2 <i>H</i> -1,4-benzoxazin-3(4 <i>H</i>)-one
49	6-{{[2-(1 <i>H</i> -benzimidazol-2-yl)phenyl]carbonyl}-2 <i>H</i> -1,4-benzoxazin-3(4 <i>H</i>)-one
50	6-(1-hydroxy-3-oxo-2-{{[2-(trifluoromethyl)phenyl]methyl}-2,3-dihydro-1 <i>H</i> -isoindol-1-yl})-2 <i>H</i> -1,4-benzoxazin-3(4 <i>H</i>)-one
51	6-{2-[(5-bromo-2-fluorophenyl)methyl]-1-hydroxy-3-oxo-2,3-dihydro-1 <i>H</i> -isoindol-1-yl}-2 <i>H</i> -1,4-benzoxazin-3(4 <i>H</i>)-one

(continued)

Table 6	
Entry	Name
52	6-{1-hydroxy-2-[(3-nitrophenyl)methyl]-3-oxo-2,3-dihydro-1 <i>H</i> -isoindol-1-yl]-2 <i>H</i> -1,4-benzoxazin-3(4 <i>H</i>)-one
53	6-(1-hydroxy-3-oxo-2-[[3-(trifluoromethyl)phenyl]methyl]-2,3-dihydro-1 <i>H</i> -isoindol-1-yl)-2 <i>H</i> -1,4-benzoxazin-3(4 <i>H</i>)-one
54	6-(2-[[2,3-bis(methyloxy)phenyl]methyl]-1-hydroxy-3-oxo-2,3-dihydro-1 <i>H</i> -isoindol-1-yl)-2 <i>H</i> -1,4-benzoxazin-3(4 <i>H</i>)-one
55	6-{1-hydroxy-2-[(3-iodophenyl)methyl]-3-oxo-2,3-dihydro-1 <i>H</i> -isoindol-1-yl]-2 <i>H</i> -1,4-benzoxazin-3(4 <i>H</i>)-one
56	6-[1-hydroxy-3-oxo-2-({3-[(trifluoromethyl)oxy]phenyl}methyl)-2,3-dihydro-1 <i>H</i> -isoindol-1-yl]-2 <i>H</i> -1,4-benzoxazin-3(4 <i>H</i>)-one
57	6-(1-hydroxy-2-[[2-(methylthio)phenyl]methyl]-3-oxo-2,3-dihydro-1 <i>H</i> -isoindol-1-yl)-2 <i>H</i> -1,4-benzoxazin-3(4 <i>H</i>)-one
58	6-[2-(3,4-difluorophenyl)-1-hydroxy-3-oxo-2,3-dihydro-1 <i>H</i> -isoindol-1-yl]-2 <i>H</i> -1,4-benzoxazin-3(4 <i>H</i>)-one
59	6-{1-hydroxy-2-[3-(1-methylethyl)phenyl]-3-oxo-2,3-dihydro-1 <i>H</i> -isoindol-1-yl}-2 <i>H</i> -1,4-benzoxazin-3(4 <i>H</i>)-one
60	6-(1-hydroxy-3-oxo-2-[3-[(trifluoromethyl)oxy]phenyl]-2,3-dihydro-1 <i>H</i> -isoindol-1-yl)-2 <i>H</i> -1,4-benzoxazin-3(4 <i>H</i>)-one
61	6-{1-hydroxy-3-oxo-2-[3-(trifluoromethyl)phenyl]-2,3-dihydro-1 <i>H</i> -isoindol-1-yl}-2 <i>H</i> -1,4-benzoxazin-3(4 <i>H</i>)-one
62	3-[1-hydroxy-3-oxo-1-(3-oxo-3,4-dihydro-2 <i>H</i> -1,4-benzoxazin-6-yl)-1,3-dihydro-2 <i>H</i> -isoindol-2-yl]benzenesulfonamide
63	6-[2-[5-chloro-2-(methyloxy)phenyl]-1-hydroxy-3-oxo-2,3-dihydro-1 <i>H</i> -isoindol-1-yl]-2 <i>H</i> -1,4-benzoxazin-3(4 <i>H</i>)-one
64	6-[2-[4-fluoro-3-(trifluoromethyl)phenyl]-1-hydroxy-3-oxo-2,3-dihydro-1 <i>H</i> -isoindol-1-yl]-2 <i>H</i> -1,4-benzoxazin-3(4 <i>H</i>)-one
65	3-hydroxy-3-(1 <i>H</i> -indol-6-yl)-2-(phenylmethyl)-2,3-dihydro-1 <i>H</i> -isoindol-1-one
66	6-[2-(3-fluoro-5-iodophenyl)-1-hydroxy-3-oxo-2,3-dihydro-1 <i>H</i> -isoindol-1-yl]-2 <i>H</i> -1,4-benzoxazin-3(4 <i>H</i>)-one
67	6-[2-(3-aminophenyl)-1-hydroxy-3-oxo-2,3-dihydro-1 <i>H</i> -isoindol-1-yl]-2 <i>H</i> -1,4-benzoxazin-3(4 <i>H</i>)-one
68	6-[2-(3,5-difluorophenyl)-1-hydroxy-3-oxo-2,3-dihydro-1 <i>H</i> -isoindol-1-yl]-2 <i>H</i> -1,4-benzoxazin-3(4 <i>H</i>)-one
69	6-{1-hydroxy-2-[3-(methylsulfonyl)phenyl]-3-oxo-2,3-dihydro-1 <i>H</i> -isoindol-1-yl}-2 <i>H</i> -1,4-benzoxazin-3(4 <i>H</i>)-one
70	ethyl 3-[1-hydroxy-3-oxo-1-(3-oxo-3,4-dihydro-2 <i>H</i> -1,4-benzoxazin-6-yl)-1,3-dihydro-2 <i>H</i> -isoindol-2-yl]benzoate
71	3-[1-hydroxy-3-oxo-1-(3-oxo-3,4-dihydro-2 <i>H</i> -1,4-benzoxazin-6-yl)-1,3-dihydro-2 <i>H</i> -isoindol-2-yl]benzonitrile
72	6-[2-(2-chlorophenyl)-1-hydroxy-3-oxo-2,3-dihydro-1 <i>H</i> -isoindol-1-yl]-2 <i>H</i> -1,4-benzoxazin-3(4 <i>H</i>)-one
73	6-[2-(3-amino-5-chlorophenyl)-1-hydroxy-3-oxo-2,3-dihydro-1 <i>H</i> -isoindol-1-yl]-2 <i>H</i> -1,4-benzoxazin-3(4 <i>H</i>)-one
74	6-[2-(5-chloro-2-methylphenyl)-1-hydroxy-3-oxo-2,3-dihydro-1 <i>H</i> -isoindol-1-yl]-2 <i>H</i> -1,4-benzoxazin-3(4 <i>H</i>)-one
75	6-[2-(3-chloro-2-methylphenyl)-1-hydroxy-3-oxo-2,3-dihydro-1 <i>H</i> -isoindol-1-yl]-2 <i>H</i> -1,4-benzoxazin-3(4 <i>H</i>)-one
76	6-[2-(3-ethylphenyl)-1-hydroxy-3-oxo-2,3-dihydro-1 <i>H</i> -isoindol-1-yl]-2 <i>H</i> -1,4-benzoxazin-3(4 <i>H</i>)-one
77	6-[2-(3-ethynylphenyl)-1-hydroxy-3-oxo-2,3-dihydro-1 <i>H</i> -isoindol-1-yl]-2 <i>H</i> -1,4-benzoxazin-3(4 <i>H</i>)-one

(continued)

Table 6	
Entry	Name
78	6-[1-hydroxy-2-(3-hydroxyphenyl)-3-oxo-2,3-dihydro-1 <i>H</i> -isoindol-1-yl]-2 <i>H</i> -1,4-benzoxazin-3(4 <i>H</i>)-one
79	6-{1-hydroxy-3-oxo-2-[3-(phenyloxy)phenyl]-2,3-dihydro-1 <i>H</i> -isoindol-1-yl}-2 <i>H</i> -1,4-benzoxazin-3(4 <i>H</i>)-one
80	6-(1-hydroxy-3-oxo-2-[3-[(phenylmethyl)oxy]phenyl]-2,3-dihydro-1 <i>H</i> -isoindol-1-yl)-2 <i>H</i> -1,4-benzoxazin-3(4 <i>H</i>)-one
81	3-[1-hydroxy-3-oxo-1-(3-oxo-3,4-dihydro-2 <i>H</i> -1,4-benzoxazin-6-yl)-1,3-dihydro-2 <i>H</i> -isoindol-2-yl]benzamide
82	6-{1-hydroxy-2-[3-(hydroxymethyl)phenyl]-3-oxo-2,3-dihydro-1 <i>H</i> -isoindol-1-yl}-2 <i>H</i> -1,4-benzoxazin-3(4 <i>H</i>)-one
83	6-[2-(2-fluorophenyl)-1-hydroxy-3-oxo-2,3-dihydro-1 <i>H</i> -isoindol-1-yl]-2 <i>H</i> -1,4-benzoxazin-3(4 <i>H</i>)-one
84	3-hydroxy-3-[2-(methylamino)-1 <i>H</i> -benzimidazol-5-yl]-2-(phenylmethyl)-2,3-dihydro-1 <i>H</i> -isoindol-1-one
85	6-(2-biphenyl-3-yl-1-hydroxy-3-oxo-2,3-dihydro-1 <i>H</i> -isoindol-1-yl)-2 <i>H</i> -1,4-benzoxazin-3(4 <i>H</i>)-one
86	6-(2-{3-[(dimethylamino)methyl]phenyl}-1-hydroxy-3-oxo-2,3-dihydro-1 <i>H</i> -isoindol-1-yl)-2 <i>H</i> -1,4-benzoxazin-3(4 <i>H</i>)-one
87	6-[2-(3,5-dichlorophenyl)-1-hydroxy-3-oxo-2,3-dihydro-1 <i>H</i> -isoindol-1-yl]-2 <i>H</i> -1,4-benzoxazin-3(4 <i>H</i>)-one
88	6-(1-hydroxy-3-oxo-2-piperidin-4-yl-2,3-dihydro-1 <i>H</i> -isoindol-1-yl)-2 <i>H</i> -1,4-benzoxazin-3(4 <i>H</i>)-one
89	6-[2-(3-{[2-(dimethylamino)ethyl]oxy}phenyl)-1-hydroxy-3-oxo-2,3-dihydro-1 <i>H</i> -isoindol-1-yl]-2 <i>H</i> -1,4-benzoxazin-3(4 <i>H</i>)-one
90	6-[1-hydroxy-2-(2-methylphenyl)-3-oxo-2,3-dihydro-1 <i>H</i> -isoindol-1-yl]-2 <i>H</i> -1,4-benzoxazin-3(4 <i>H</i>)-one
91	<i>N</i> -methyl-2-[(3-oxo-3,4-dihydro-2 <i>H</i> -1,4-benzoxazin-6-yl)carbonyl]- <i>N</i> -phenylbenzamide
92	methyl {5-[1-(ethyloxy)-3-oxo-2-(phenylmethyl)-2,3-dihydro-1 <i>H</i> -isoindol-1-yl]-1 <i>H</i> -benzimidazol-2-yl}carbamate
93	phenylmethyl 2-[(2-{[(methyloxy)carbonyl]amino}-1 <i>H</i> -benzimidazol-5-yl)carbonyl]benzoate
94	3-hydroxy-3-(1 <i>H</i> -indazol-5-yl)-2-(phenylmethyl)-2,3-dihydro-1 <i>H</i> -isoindol-1-one
95	3-hydroxy-3-(1 <i>H</i> -indazol-6-yl)-2-(phenylmethyl)-2,3-dihydro-1 <i>H</i> -isoindol-1-one
96	ethyl {5-[1-hydroxy-3-oxo-2-(phenylmethyl)-2,3-dihydro-1 <i>H</i> -isoindol-1-yl]-1 <i>H</i> -benzimidazol-2-yl}carbamate
97	2-methylpropyl {5-[1-hydroxy-3-oxo-2-(phenylmethyl)-2,3-dihydro-1 <i>H</i> -isoindol-1-yl]-1 <i>H</i> -benzimidazol-2-yl}carbamate
98	methyl {5-[1-hydroxy-3-oxo-2-(2-thienylmethyl)-2,3-dihydro-1 <i>H</i> -isoindol-1-yl]-1 <i>H</i> -benzimidazol-2-yl}carbamate
99	methyl {5-[1-hydroxy-3-oxo-2-(2-phenylethyl)-2,3-dihydro-1 <i>H</i> -isoindol-1-yl]-1 <i>H</i> -benzimidazol-2-yl}carbamate
100	3-[2-amino-1-(1,1-dimethylethyl)-1 <i>H</i> -benzimidazol-5-yl]-3-hydroxy-2-(phenylmethyl)-2,3-dihydro-1 <i>H</i> -isoindol-1-one
101	3-(2-amino-1 <i>H</i> -benzimidazol-5-yl)-3-hydroxy-2-(phenylmethyl)-2,3-dihydro-1 <i>H</i> -isoindol-1-one
102	methyl [5-(1-hydroxy-3-oxo-2,3-dihydro-1 <i>H</i> -isoindol-1-yl)-1 <i>H</i> -benzimidazol-2-yl]carbamate
103	3-(methyloxy)butyl {5-[1-hydroxy-3-oxo-2-(phenylmethyl)-2,3-dihydro-1 <i>H</i> -isoindol-1-yl]-1 <i>H</i> -benzimidazol-2-yl}carbamate
104	methyl (5-{1-hydroxy-3-oxo-2-[(1 <i>R</i>)-1-phenylethyl]-2,3-dihydro-1 <i>H</i> -isoindol-1-yl}-1 <i>H</i> -benzimidazol-2-yl)carbamate
105	methyl (5-{1-hydroxy-3-oxo-2-[(1 <i>S</i>)-1-phenylethyl]-2,3-dihydro-1 <i>H</i> -isoindol-1-yl}-1 <i>H</i> -benzimidazol-2-yl)carbamate

(continued)

Table 6	
Entry	Name
106	2-(methyloxy)ethyl {5-[1-hydroxy-3-oxo-2-(phenylmethyl)-2,3-dihydro-1 <i>H</i> -isoindol-1-yl]-1 <i>H</i> -benzimidazol-2-yl}carbamate
107	methyl {6-[1-hydroxy-3-oxo-2-(phenylmethyl)-2,3-dihydro-1 <i>H</i> -isoindol-1-yl]-1-methyl-1 <i>H</i> -benzimidazol-2-yl}carbamate
108	prop-2-yn-1-yl {5-[1-hydroxy-3-oxo-2-(phenylmethyl)-2,3-dihydro-1 <i>H</i> -isoindol-1-yl]-1 <i>H</i> -benzimidazol-2-yl}carbamate
109	but-2-yn-1-yl {5-[1-hydroxy-3-oxo-2-(phenylmethyl)-2,3-dihydro-1 <i>H</i> -isoindol-1-yl]-1 <i>H</i> -benzimidazol-2-yl}carbamate
110	1-methylethyl {5-[1-hydroxy-3-oxo-2-(phenylmethyl)-2,3-dihydro-1 <i>H</i> -isoindol-1-yl]-1 <i>H</i> -benzimidazol-2-yl}carbamate
111	methyl {5-[2-(2,3-dihydro-1 <i>H</i> -inden-2-yl)-1-hydroxy-3-oxo-2,3-dihydro-1 <i>H</i> -isoindol-1-yl]-1 <i>H</i> -benzimidazol-2-yl}carbamate
112	methyl {5-[1-hydroxy-3-oxo-2-(pyridin-4-ylmethyl)-2,3-dihydro-1 <i>H</i> -isoindol-1-yl]-1 <i>H</i> -benzimidazol-2-yl}carbamate
113	methyl {5-[1-hydroxy-3-oxo-2-(pyridin-3-ylmethyl)-2,3-dihydro-1 <i>H</i> -isoindol-1-yl]-1 <i>H</i> -benzimidazol-2-yl}carbamate
114	methyl (6-{2-[(3-fluorophenyl)methyl]-1-hydroxy-3-oxo-2,3-dihydro-1 <i>H</i> -isoindol-1-yl}-1 <i>H</i> -benzimidazol-2-yl)carbamate
115	methyl {5-[1-hydroxy-2-(3-methylphenyl)-3-oxo-2,3-dihydro-1 <i>H</i> -isoindol-1-yl]-1 <i>H</i> -benzimidazol-2-yl}carbamate
116	methyl [5-(1-hydroxy-2-[[2-(methyloxy)phenyl]methyl]-3-oxo-2,3-dihydro-1 <i>H</i> -isoindol-1-yl)-1 <i>H</i> -benzimidazol-2-yl]carbamate
117	methyl [5-(1-hydroxy-2-[[3-(methyloxy)phenyl]methyl]-3-oxo-2,3-dihydro-1 <i>H</i> -isoindol-1-yl)-1 <i>H</i> -benzimidazol-2-yl]carbamate
118	methyl [5-(1-hydroxy-2-[[4-(methyloxy)phenyl]methyl]-3-oxo-2,3-dihydro-1 <i>H</i> -isoindol-1-yl)-1 <i>H</i> -benzimidazol-2-yl]carbamate
119	methyl (6-{2-[(4-fluorophenyl)methyl]-1-hydroxy-3-oxo-2,3-dihydro-1 <i>H</i> -isoindol-1-yl}-1 <i>H</i> -benzimidazol-2-yl)carbamate
120	methyl (6-{2-[(3-bromophenyl)methyl]-1-hydroxy-3-oxo-2,3-dihydro-1 <i>H</i> -isoindol-1-yl}-1 <i>H</i> -benzimidazol-2-yl)carbamate
121	methyl (5-{1-hydroxy-2-[(3-iodophenyl)methyl]-3-oxo-2,3-dihydro-1 <i>H</i> -isoindol-1-yl}-1 <i>H</i> -benzimidazol-2-yl)carbamate
122	methyl (5-{2-[(3-chlorophenyl)methyl]-1-hydroxy-3-oxo-2,3-dihydro-1 <i>H</i> -isoindol-1-yl}-1 <i>H</i> -benzimidazol-2-yl)carbamate
123	methyl (5-{2-[(2-fluorophenyl)methyl]-1-hydroxy-3-oxo-2,3-dihydro-1 <i>H</i> -isoindol-1-yl}-1 <i>H</i> -benzimidazol-2-yl)carbamate
124	methyl {5-[1-hydroxy-3-oxo-2-(pyridin-2-ylmethyl)-2,3-dihydro-1 <i>H</i> -isoindol-1-yl]-1 <i>H</i> -benzimidazol-2-yl}carbamate
125	phenylmethyl {5-[1-hydroxy-3-oxo-2-(phenylmethyl)-2,3-dihydro-1 <i>H</i> -isoindol-1-yl]-1 <i>H</i> -benzimidazol-2-yl}carbamate
126	2-fluoroethyl {5-[1-hydroxy-3-oxo-2-(phenylmethyl)-2,3-dihydro-1 <i>H</i> -isoindol-1-yl]-1 <i>H</i> -benzimidazol-2-yl}carbamate

(continued)

Table 6	
Entry	Name
127	propyl {5-[1-hydroxy-3-oxo-2-(phenylmethyl)-2,3-dihydro-1 <i>H</i> -isoindol-1-yl]-1 <i>H</i> -benzimidazol-2-yl}carbamate
128	methyl {5-[1-hydroxy-2-[4-(methyloxy)phenyl]-3-oxo-2,3-dihydro-1 <i>H</i> -isoindol-1-yl]-1 <i>H</i> -benzimidazol-2-yl}carbamate
129	methyl {5-[2-[(2-chlorophenyl)methyl]-1-hydroxy-3-oxo-2,3-dihydro-1 <i>H</i> -isoindol-1-yl]-1 <i>H</i> -benzimidazol-2-yl}carbamate
130	methyl {5-[2-[(2-bromophenyl)methyl]-1-hydroxy-3-oxo-2,3-dihydro-1 <i>H</i> -isoindol-1-yl]-1 <i>H</i> -benzimidazol-2-yl}carbamate
131	methyl {5-[1-hydroxy-2-[(3-methylphenyl)methyl]-3-oxo-2,3-dihydro-1 <i>H</i> -isoindol-1-yl]-1 <i>H</i> -benzimidazol-2-yl}carbamate
132	methyl {5-[1-hydroxy-2-[(4-methylphenyl)methyl]-3-oxo-2,3-dihydro-1 <i>H</i> -isoindol-1-yl]-1 <i>H</i> -benzimidazol-2-yl}carbamate
133	methyl {5-[1-hydroxy-2-[(2-methylphenyl)methyl]-3-oxo-2,3-dihydro-1 <i>H</i> -isoindol-1-yl]-1 <i>H</i> -benzimidazol-2-yl}carbamate
134	methyl {5-[2-(3-bromophenyl)-1-hydroxy-3-oxo-2,3-dihydro-1 <i>H</i> -isoindol-1-yl]-1 <i>H</i> -benzimidazol-2-yl}carbamate
135	methyl {5-[2-(3-chlorophenyl)-1-hydroxy-3-oxo-2,3-dihydro-1 <i>H</i> -isoindol-1-yl]-1 <i>H</i> -benzimidazol-2-yl}carbamate
136	methyl {5-[2-(3-fluorophenyl)-1-hydroxy-3-oxo-2,3-dihydro-1 <i>H</i> -isoindol-1-yl]-1 <i>H</i> -benzimidazol-2-yl}carbamate
137	methyl {5-[1-hydroxy-2-[3-(methyloxy)phenyl]-3-oxo-2,3-dihydro-1 <i>H</i> -isoindol-1-yl]-1 <i>H</i> -benzimidazol-2-yl}carbamate
138	methyl {5-[2-(4-bromophenyl)-1-hydroxy-3-oxo-2,3-dihydro-1 <i>H</i> -isoindol-1-yl]-1 <i>H</i> -benzimidazol-2-yl}carbamate
139	methyl {5-[2-(4-chlorophenyl)-1-hydroxy-3-oxo-2,3-dihydro-1 <i>H</i> -isoindol-1-yl]-1 <i>H</i> -benzimidazol-2-yl}carbamate
140	methyl {5-[2-(4-fluorophenyl)-1-hydroxy-3-oxo-2,3-dihydro-1 <i>H</i> -isoindol-1-yl]-1 <i>H</i> -benzimidazol-2-yl}carbamate
141	methyl {5-[2-(3,5-dimethylphenyl)-1-hydroxy-3-oxo-2,3-dihydro-1 <i>H</i> -isoindol-1-yl]-1 <i>H</i> -benzimidazol-2-yl}carbamate
142	methyl {5-[2-(2-fluorophenyl)-1-hydroxy-3-oxo-2,3-dihydro-1 <i>H</i> -isoindol-1-yl]-1 <i>H</i> -benzimidazol-2-yl}carbamate
143	methyl {5-[2-(2-chlorophenyl)-1-hydroxy-3-oxo-2,3-dihydro-1 <i>H</i> -isoindol-1-yl]-1 <i>H</i> -benzimidazol-2-yl}carbamate
144	methyl {5-[1-hydroxy-2-(2-methylphenyl)-3-oxo-2,3-dihydro-1 <i>H</i> -isoindol-1-yl]-1 <i>H</i> -benzimidazol-2-yl}carbamate
145	methyl {5-[1-hydroxy-2-[2-(methyloxy)phenyl]-3-oxo-2,3-dihydro-1 <i>H</i> -isoindol-1-yl]-1 <i>H</i> -benzimidazol-2-yl}carbamate
146	methyl {5-[1-hydroxy-2-(4-methylphenyl)-3-oxo-2,3-dihydro-1 <i>H</i> -isoindol-1-yl]-1 <i>H</i> -benzimidazol-2-yl}carbamate
147	methyl {5-[1-hydroxy-3-oxo-2-[3-(trifluoromethyl)phenyl]-2,3-dihydro-1 <i>H</i> -isoindol-1-yl]-1 <i>H</i> -benzimidazol-2-yl}carbamate

(continued)

Table 6	
Entry	Name
148	but-2-yn-1-yl (5-{1-hydroxy-3-oxo-2-[(1 <i>R</i>)-1-phenylethyl]-2,3-dihydro-1 <i>H</i> -isoindol-1-yl}-1 <i>H</i> -benzimidazol-2-yl)carbamate
149	<i>N</i> -ethyl- <i>N'</i> -(5-[1-hydroxy-3-oxo-2-(phenylmethyl)-2,3-dihydro-1 <i>H</i> -isoindol-1-yl]-1 <i>H</i> -benzimidazol-2-yl)urea
150	phenylmethyl (5-{1-hydroxy-3-oxo-2-[(1 <i>R</i>)-1-phenylethyl]-2,3-dihydro-1 <i>H</i> -isoindol-1-yl}-1 <i>H</i> -benzimidazol-2-yl)carbamate
151	methyl {6-[2-(3-amino-5-chlorophenyl)-1-hydroxy-3-oxo-2,3-dihydro-1 <i>H</i> -isoindol-1-yl]-1 <i>H</i> -benzimidazol-2-yl}carbamate
152	piperidin-4-ylmethyl {5-[1-hydroxy-3-oxo-2-(phenylmethyl)-2,3-dihydro-1 <i>H</i> -isoindol-1-yl]-1 <i>H</i> -benzimidazol-2-yl}carbamate
153	methyl {5-[2-(cyclopropylmethyl)-1-hydroxy-3-oxo-2,3-dihydro-1 <i>H</i> -isoindol-1-yl]-1 <i>H</i> -benzimidazol-2-yl}carbamate
154	methyl {5-[2-(2,2-dimethylpropyl)-1-hydroxy-3-oxo-2,3-dihydro-1 <i>H</i> -isoindol-1-yl]-1 <i>H</i> -benzimidazol-2-yl}carbamate
155	methyl {5-[2-(3,5-dichlorophenyl)-1-hydroxy-3-oxo-2,3-dihydro-1 <i>H</i> -isoindol-1-yl]-1 <i>H</i> -benzimidazol-2-yl}carbamate
156	methyl {5-[2-(3,5-difluorophenyl)-1-hydroxy-3-oxo-2,3-dihydro-1 <i>H</i> -isoindol-1-yl]-1 <i>H</i> -benzimidazol-2-yl}carbamate
157	<i>N</i> -ethyl- <i>N'</i> -(5-{1-hydroxy-3-oxo-2-[(1 <i>R</i>)-1-phenylethyl]-2,3-dihydro-1 <i>H</i> -isoindol-1-yl}-1 <i>H</i> -benzimidazol-2-yl)urea
158	<i>N'</i> -(5-[1-hydroxy-3-oxo-2-(phenylmethyl)-2,3-dihydro-1 <i>H</i> -isoindol-1-yl]-1 <i>H</i> -benzimidazol-2-yl)- <i>N,N</i> -dimethylurea
159	methyl {5-[2-(3-{[2-(dimethylamino)ethyl]oxy}phenyl)-1-hydroxy-3-oxo-2,3-dihydro-1 <i>H</i> -isoindol-1-yl]-1 <i>H</i> -benzimidazol-2-yl}carbamate
160	3-(4-methylpiperazin-1-yl)propyl {6-[1-hydroxy-3-oxo-2-(phenylmethyl)-2,3-dihydro-1 <i>H</i> -isoindol-1-yl]-1 <i>H</i> -benzimidazol-2-yl}carbamate
161	methyl {5-[2-(cyclohexylmethyl)-1-hydroxy-3-oxo-2,3-dihydro-1 <i>H</i> -isoindol-1-yl]-1 <i>H</i> -benzimidazol-2-yl}carbamate
162	methyl {5-[1-hydroxy-2-(2-methylpropyl)-3-oxo-2,3-dihydro-1 <i>H</i> -isoindol-1-yl]-1 <i>H</i> -benzimidazol-2-yl}carbamate
163	methyl {5-[1-hydroxy-3-oxo-2-(1,3-thiazol-2-ylmethyl)-2,3-dihydro-1 <i>H</i> -isoindol-1-yl]-1 <i>H</i> -benzimidazol-2-yl}carbamate
164	methyl {5-[2-(3,4-difluorophenyl)-1-hydroxy-3-oxo-2,3-dihydro-1 <i>H</i> -isoindol-1-yl]-1 <i>H</i> -benzimidazol-2-yl}carbamate
165	methyl (5-[2-[1-(3,5-difluorophenyl)ethyl]-1-hydroxy-3-oxo-2,3-dihydro-1 <i>H</i> -isoindol-1-yl]-1 <i>H</i> -benzimidazol-2-yl)carbamate
166	methyl (5-[2-[1-(3-fluorophenyl)ethyl]-1-hydroxy-3-oxo-2,3-dihydro-1 <i>H</i> -isoindol-1-yl]-1 <i>H</i> -benzimidazol-2-yl)carbamate
167	methyl [5-(2-cyclohexyl-1-hydroxy-3-oxo-2,3-dihydro-1 <i>H</i> -isoindol-1-yl)-1 <i>H</i> -benzimidazol-2-yl]carbamate
168	methyl {5-[2-(2,5-difluorophenyl)-1-hydroxy-3-oxo-2,3-dihydro-1 <i>H</i> -isoindol-1-yl]-1 <i>H</i> -benzimidazol-2-yl}carbamate
169	<i>N</i> -(5-[1-hydroxy-3-oxo-2-(phenylmethyl)-2,3-dihydro-1 <i>H</i> -isoindol-1-yl]-1 <i>H</i> -benzimidazol-2-yl)- <i>N'</i> -(phenylmethyl)urea

(continued)

Table 6	
Entry	Name
170	piperidin-4-yl {5-[1-hydroxy-3-oxo-2-(phenylmethyl)-2,3-dihydro-1 <i>H</i> -isoindol-1-yl]-1 <i>H</i> -benzimidazol-2-yl}carbamate
171	<i>N</i> -{5-[1-hydroxy-3-oxo-2-(phenylmethyl)-2,3-dihydro-1 <i>H</i> -isoindol-1-yl]-1 <i>H</i> -benzimidazol-2-yl}- <i>N'</i> -methylurea
172	methyl {5-[2-[1-(2-fluorophenyl)ethyl]-1-hydroxy-3-oxo-2,3-dihydro-1 <i>H</i> -isoindol-1-yl]-1 <i>H</i> -benzimidazol-2-yl}carbamate
173	methyl {5-[1-hydroxy-3-oxo-2-[1-(2-thienyl)ethyl]-2,3-dihydro-1 <i>H</i> -isoindol-1-yl]-1 <i>H</i> -benzimidazol-2-yl}carbamate
174	methyl {5-[2-[1-(3-chlorophenyl)ethyl]-1-hydroxy-3-oxo-2,3-dihydro-1 <i>H</i> -isoindol-1-yl]-1 <i>H</i> -benzimidazol-2-yl}carbamate
175	methyl {5-[1-hydroxy-2-[3-methyl-5-(trifluoromethyl)phenyl]-3-oxo-2,3-dihydro-1 <i>H</i> -isoindol-1-yl]-1 <i>H</i> -benzimidazol-2-yl}carbamate
176	<i>N</i> -{5-[1-hydroxy-3-oxo-2-(phenylmethyl)-2,3-dihydro-1 <i>H</i> -isoindol-1-yl]-1 <i>H</i> -benzimidazol-2-yl}propanamide
177	methyl {5-[2-(3,4-dichlorophenyl)-1-hydroxy-3-oxo-2,3-dihydro-1 <i>H</i> -isoindol-1-yl]-1 <i>H</i> -benzimidazol-2-yl}carbamate
178	methyl {5-[2-(3-ethylphenyl)-1-hydroxy-3-oxo-2,3-dihydro-1 <i>H</i> -isoindol-1-yl]-1 <i>H</i> -benzimidazol-2-yl}carbamate
179	methyl {5-[2-(3-ethynylphenyl)-1-hydroxy-3-oxo-2,3-dihydro-1 <i>H</i> -isoindol-1-yl]-1 <i>H</i> -benzimidazol-2-yl}carbamate
180	methyl {5-[2-(4-chloro-3-methylphenyl)-1-hydroxy-3-oxo-2,3-dihydro-1 <i>H</i> -isoindol-1-yl]-1 <i>H</i> -benzimidazol-2-yl}carbamate
181	methyl {5-[1-hydroxy-3-oxo-2-{1-[3-(trifluoromethyl)phenyl]ethyl}-2,3-dihydro-1 <i>H</i> -isoindol-1-yl]-1 <i>H</i> -benzimidazol-2-yl}carbamate
182	methyl {5-[1-hydroxy-3-oxo-2-[(1 <i>R</i>)-1-phenylpropyl]-2,3-dihydro-1 <i>H</i> -isoindol-1-yl]-1 <i>H</i> -benzimidazol-2-yl}carbamate
183	methyl {5-[1-hydroxy-3-oxo-2-{2-[(trifluoromethyl)oxy]phenyl}-2,3-dihydro-1 <i>H</i> -isoindol-1-yl]-1 <i>H</i> -benzimidazol-2-yl}carbamate
184	methyl {5-[2-(2,3-difluorophenyl)-1-hydroxy-3-oxo-2,3-dihydro-1 <i>H</i> -isoindol-1-yl]-1 <i>H</i> -benzimidazol-2-yl}carbamate
185	cyclohexyl {5-[1-hydroxy-3-oxo-2-(phenylmethyl)-2,3-dihydro-1 <i>H</i> -isoindol-1-yl]-1 <i>H</i> -benzimidazol-2-yl}carbamate
186	tetrahydrofuran-2-ylmethyl {5-[1-hydroxy-3-oxo-2-(phenylmethyl)-2,3-dihydro-1 <i>H</i> -isoindol-1-yl]-1 <i>H</i> -benzimidazol-2-yl}carbamate
187	cyclopropylmethyl {5-[1-hydroxy-3-oxo-2-(phenylmethyl)-2,3-dihydro-1 <i>H</i> -isoindol-1-yl]-1 <i>H</i> -benzimidazol-2-yl}carbamate
188	<i>N</i> -{5-[1-hydroxy-3-oxo-2-(phenylmethyl)-2,3-dihydro-1 <i>H</i> -isoindol-1-yl]-1 <i>H</i> -benzimidazol-2-yl}morpholine-4-carboxamide
189	methyl {5-[2-(cyclopentylmethyl)-1-hydroxy-3-oxo-2,3-dihydro-1 <i>H</i> -isoindol-1-yl]-1 <i>H</i> -benzimidazol-2-yl}carbamate
190	methyl {5-[2-(2,3-dimethylphenyl)-1-hydroxy-3-oxo-2,3-dihydro-1 <i>H</i> -isoindol-1-yl]-1 <i>H</i> -benzimidazol-2-yl}carbamate
191	methyl {5-[2-(2,3-dihydro-1 <i>H</i> -inden-1-yl)-1-hydroxy-3-oxo-2,3-dihydro-1 <i>H</i> -isoindol-1-yl]-1 <i>H</i> -benzimidazol-2-yl}carbamate

(continued)

Table 6	
Entry	Name
192	methyl (2 <i>S</i>)-cyclohexyl[1-hydroxy-1-(2-[[[(methyloxy)carbonyl]amino]-1 <i>H</i> -benzimidazol-5-yl]-3-oxo-1,3-dihydro-2 <i>H</i> -isoindol-2-yl]ethanoate
193	methyl {5-[2-(2,6-difluorophenyl)-1-hydroxy-3-oxo-2,3-dihydro-1 <i>H</i> -isoindol-1-yl]-1 <i>H</i> -benzimidazol-2-yl}carbamate
194	methyl {5-[2-(3-chloro-4-fluorophenyl)-1-hydroxy-3-oxo-2,3-dihydro-1 <i>H</i> -isoindol-1-yl]-1 <i>H</i> -benzimidazol-2-yl}carbamate
195	but-3-en-1-yl {5-[1-hydroxy-3-oxo-2-(phenylmethyl)-2,3-dihydro-1 <i>H</i> -isoindol-1-yl]-1 <i>H</i> -benzimidazol-2-yl}carbamate
196	2,2,2-trifluoroethyl {5-[1-hydroxy-3-oxo-2-(phenylmethyl)-2,3-dihydro-1 <i>H</i> -isoindol-1-yl]-1 <i>H</i> -benzimidazol-2-yl}carbamate
197	methyl {5-[2-(5-chloro-2-fluorophenyl)-1-hydroxy-3-oxo-2,3-dihydro-1 <i>H</i> -isoindol-1-yl]-1 <i>H</i> -benzimidazol-2-yl}carbamate
198	methyl {5-[2-[1-(5-chloro-2-methylphenyl)ethyl]-1-hydroxy-3-oxo-2,3-dihydro-1 <i>H</i> -isoindol-1-yl]-1 <i>H</i> -benzimidazol-2-yl}carbamate
199	methyl {5-[1-hydroxy-3-oxo-2-[(1 <i>S</i>)-1-phenylpropyl]-2,3-dihydro-1 <i>H</i> -isoindol-1-yl]-1 <i>H</i> -benzimidazol-2-yl}carbamate
200	methyl {5-[2-[1-(3-chloro-2-methylphenyl)ethyl]-1-hydroxy-3-oxo-2,3-dihydro-1 <i>H</i> -isoindol-1-yl]-1 <i>H</i> -benzimidazol-2-yl}carbamate
201	methyl {5-[1-hydroxy-2-[1-(5-methyl-2-thienyl)ethyl]-3-oxo-2,3-dihydro-1 <i>H</i> -isoindol-1-yl]-1 <i>H</i> -benzimidazol-2-yl}carbamate
202	methyl {5-[2-[1-(5-chloro-2-thienyl)ethyl]-1-hydroxy-3-oxo-2,3-dihydro-1 <i>H</i> -isoindol-1-yl]-1 <i>H</i> -benzimidazol-2-yl}carbamate
203	methyl {5-[1-hydroxy-2-(3-iodophenyl)-3-oxo-2,3-dihydro-1 <i>H</i> -isoindol-1-yl]-1 <i>H</i> -benzimidazol-2-yl}carbamate
204	methyl {5-[1-hydroxy-2-[3-(1-methylethyl)phenyl]-3-oxo-2,3-dihydro-1 <i>H</i> -isoindol-1-yl]-1 <i>H</i> -benzimidazol-2-yl}carbamate
205	methyl {5-[2-(furan-2-ylmethyl)-1-hydroxy-3-oxo-2,3-dihydro-1 <i>H</i> -isoindol-1-yl]-1 <i>H</i> -benzimidazol-2-yl}carbamate
206	methyl {5-[1-hydroxy-3-oxo-2-(3-thienylmethyl)-2,3-dihydro-1 <i>H</i> -isoindol-1-yl]-1 <i>H</i> -benzimidazol-2-yl}carbamate
207	methyl {5-[2-(cyclobutylmethyl)-1-hydroxy-3-oxo-2,3-dihydro-1 <i>H</i> -isoindol-1-yl]-1 <i>H</i> -benzimidazol-2-yl}carbamate
208	3,3,3-trifluoro-2-hydroxy- <i>N</i> -{5-[1-hydroxy-3-oxo-2-(phenylmethyl)-2,3-dihydro-1 <i>H</i> -isoindol-1-yl]-1 <i>H</i> -benzimidazol-2-yl]-2-(trifluoromethyl)propanamide
209	methyl {5-[1-hydroxy-2-[1-(4-methyl-2-thienyl)ethyl]-3-oxo-2,3-dihydro-1 <i>H</i> -isoindol-1-yl]-1 <i>H</i> -benzimidazol-2-yl}carbamate
210	methyl {5-[2-[1-(4-bromo-2-thienyl)ethyl]-1-hydroxy-3-oxo-2,3-dihydro-1 <i>H</i> -isoindol-1-yl]-1 <i>H</i> -benzimidazol-2-yl}carbamate
211	methyl {5-[1-hydroxy-2-(3-{[2-(methyloxy)ethyl]oxy}phenyl)-3-oxo-2,3-dihydro-1 <i>H</i> -isoindol-1-yl]-1 <i>H</i> -benzimidazol-2-yl}carbamate
212	tetrahydrofuran-3-ylmethyl {5-[1-hydroxy-3-oxo-2-(phenylmethyl)-2,3-dihydro-1 <i>H</i> -isoindol-1-yl]-1 <i>H</i> -benzimidazol-2-yl}carbamate

(continued)

Table 6	
Entry	Name
213	<i>N</i> -{5-[1-hydroxy-3-oxo-2-(phenylmethyl)-2,3-dihydro-1 <i>H</i> -isoindol-1-yl]-1 <i>H</i> -benzimidazol-2-yl}piperidine-1-carboxamide
214	methyl {5-[2-(3-bromo-4-fluorophenyl)-1-hydroxy-3-oxo-2,3-dihydro-1 <i>H</i> -isoindol-1-yl]-1 <i>H</i> -benzimidazol-2-yl}carbamate
215	2,3-dihydroxypropyl {5-[1-hydroxy-3-oxo-2-(phenylmethyl)-2,3-dihydro-1 <i>H</i> -isoindol-1-yl]-1 <i>H</i> -benzimidazol-2-yl}carbamate
216	methyl {5-[1-hydroxy-3-oxo-2-(tetrahydrofuran-2-ylmethyl)-2,3-dihydro-1 <i>H</i> -isoindol-1-yl]-1 <i>H</i> -benzimidazol-2-yl}carbamate
217	methyl (5-{2-[3-(aminocarbonyl)phenyl]-1-hydroxy-3-oxo-2,3-dihydro-1 <i>H</i> -isoindol-1-yl}-1 <i>H</i> -benzimidazol-2-yl)carbamate
218	4,4,4-trifluoro-3-hydroxy- <i>N</i> -{5-[1-hydroxy-3-oxo-2-(phenylmethyl)-2,3-dihydro-1 <i>H</i> -isoindol-1-yl]-1 <i>H</i> -benzimidazol-2-yl}-3-(trifluoromethyl)butanamide
219	methyl (5-{1-hydroxy-2-[3-(methylsulfonyl)phenyl]-3-oxo-2,3-dihydro-1 <i>H</i> -isoindol-1-yl}-1 <i>H</i> -benzimidazol-2-yl)carbamate
220	methyl (5-{1-hydroxy-3-oxo-2-[3-(phenyloxy)phenyl]-2,3-dihydro-1 <i>H</i> -isoindol-1-yl}-1 <i>H</i> -benzimidazol-2-yl)carbamate
221	methyl [5-(1-hydroxy-3-oxo-2-{3-[(phenylmethyl)oxy]phenyl}-2,3-dihydro-1 <i>H</i> -isoindol-1-yl)-1 <i>H</i> -benzimidazol-2-yl]carbamate
222	methyl [5-(2-biphenyl-3-yl-1-hydroxy-3-oxo-2,3-dihydro-1 <i>H</i> -isoindol-1-yl)-1 <i>H</i> -benzimidazol-2-yl]carbamate
223	2,2-dimethyl-3-[(phenylmethyl)oxy]propyl {5-[1-hydroxy-3-oxo-2-(phenylmethyl)-2,3-dihydro-1 <i>H</i> -isoindol-1-yl]-1 <i>H</i> -benzimidazol-2-yl}carbamate
224	methyl {5-[2-(3-chloro-2-fluorophenyl)-1-hydroxy-3-oxo-2,3-dihydro-1 <i>H</i> -isoindol-1-yl]-1 <i>H</i> -benzimidazol-2-yl}carbamate
225	methyl {5-[2-(3-cyanophenyl)-1-hydroxy-3-oxo-2,3-dihydro-1 <i>H</i> -isoindol-1-yl]-1 <i>H</i> -benzimidazol-2-yl}carbamate
226	methyl {5-[2-(3-ethynyl-4-fluorophenyl)-1-hydroxy-3-oxo-2,3-dihydro-1 <i>H</i> -isoindol-1-yl]-1 <i>H</i> -benzimidazol-2-yl}carbamate
227	methyl {5-[2-(4-fluoro-3-methylphenyl)-1-hydroxy-3-oxo-2,3-dihydro-1 <i>H</i> -isoindol-1-yl]-1 <i>H</i> -benzimidazol-2-yl}carbamate
228	methyl {6-[2-(3,4-dichloro-2-fluorophenyl)-1-hydroxy-3-oxo-2,3-dihydro-1 <i>H</i> -isoindol-1-yl]-1 <i>H</i> -benzimidazol-2-yl}carbamate
229	[(4 <i>S</i>)-2,2-dimethyl-1,3-dioxolan-4-yl]methyl {5-[1-hydroxy-3-oxo-2-(phenylmethyl)-2,3-dihydro-1 <i>H</i> -isoindol-1-yl]-1 <i>H</i> -benzimidazol-2-yl}carbamate
230	methyl {5-[2-(5-bromo-2-fluorophenyl)-1-hydroxy-3-oxo-2,3-dihydro-1 <i>H</i> -isoindol-1-yl]-1 <i>H</i> -benzimidazol-2-yl}carbamate
231	methyl (5-{2-[3-(acetylamino)phenyl]-1-hydroxy-3-oxo-2,3-dihydro-1 <i>H</i> -isoindol-1-yl}-1 <i>H</i> -benzimidazol-2-yl)carbamate
232	methyl (5-{1-hydroxy-3-oxo-2-[3-(phenylmethyl)phenyl]-2,3-dihydro-1 <i>H</i> -isoindol-1-yl}-1 <i>H</i> -benzimidazol-2-yl)carbamate
233	methyl (5-{2-[1-(4-chloro-2-thienyl)ethyl]-1-hydroxy-3-oxo-2,3-dihydro-1 <i>H</i> -isoindol-1-yl}-1 <i>H</i> -benzimidazol-2-yl)carbamate
234	methyl (5-{1-hydroxy-3-oxo-2-[3-(phenylcarbonyl)phenyl]-2,3-dihydro-1 <i>H</i> -isoindol-1-yl}-1 <i>H</i> -benzimidazol-2-yl)carbamate

(continued)

Table 6	
Entry	Name
235	methyl [5-(2-{3-[(dimethylamino)methyl]phenyl}-1-hydroxy-3-oxo-2,3-dihydro-1 <i>H</i> -isoindol-1-yl)-1 <i>H</i> -benzimidazol-2-yl]carbamate
236	methyl {5-[2-{3-(aminosulfonyl)phenyl}-1-hydroxy-3-oxo-2,3-dihydro-1 <i>H</i> -isoindol-1-yl]-1 <i>H</i> -benzimidazol-2-yl}carbamate
237	methyl {5-[2-(3-acetylphenyl)-1-hydroxy-3-oxo-2,3-dihydro-1 <i>H</i> -isoindol-1-yl]-1 <i>H</i> -benzimidazol-2-yl}carbamate
238	methyl {5-[2-(3-ethyl-4-fluorophenyl)-1-hydroxy-3-oxo-2,3-dihydro-1 <i>H</i> -isoindol-1-yl]-1 <i>H</i> -benzimidazol-2-yl}carbamate
239	methyl {5-[2-(3-chloro-5-fluorophenyl)-1-hydroxy-3-oxo-2,3-dihydro-1 <i>H</i> -isoindol-1-yl]-1 <i>H</i> -benzimidazol-2-yl}carbamate
240	N-{6-[1-hydroxy-3-oxo-2-(phenylmethyl)-2,3-dihydro-1 <i>H</i> -isoindol-1-yl]-1 <i>H</i> -benzimidazol-2-yl}-2-methylpropanamide
241	methyl {5-[2-[1-(3-chloro-2-thienyl)ethyl]-1-hydroxy-3-oxo-2,3-dihydro-1 <i>H</i> -isoindol-1-yl]-1 <i>H</i> -benzimidazol-2-yl}carbamate
242	methyl [5-(1-hydroxy-3-oxo-2-pyridin-3-yl-2,3-dihydro-1 <i>H</i> -isoindol-1-yl)-1 <i>H</i> -benzimidazol-2-yl]carbamate
243	methyl {5-[1-hydroxy-3-oxo-2-[3-(phenylamino)phenyl]-2,3-dihydro-1 <i>H</i> -isoindol-1-yl]-1 <i>H</i> -benzimidazol-2-yl}carbamate
244	methyl {5-[2-(5-bromo-2,4-difluorophenyl)-1-hydroxy-3-oxo-2,3-dihydro-1 <i>H</i> -isoindol-1-yl]-1 <i>H</i> -benzimidazol-2-yl}carbamate
245	methyl {5-[2-(5-chloro-2,4-difluorophenyl)-1-hydroxy-3-oxo-2,3-dihydro-1 <i>H</i> -isoindol-1-yl]-1 <i>H</i> -benzimidazol-2-yl}carbamate
246	methyl {5-[2-(3,5-dichloro-4-fluorophenyl)-1-hydroxy-3-oxo-2,3-dihydro-1 <i>H</i> -isoindol-1-yl]-1 <i>H</i> -benzimidazol-2-yl}carbamate
247	2,2-dimethyl-3-(methyloxy)propyl{5-[1-hydroxy-3-oxo-2-(phenylmethyl)-2,3-dihydro-1 <i>H</i> -isoindol-1-yl]-1 <i>H</i> -benzimidazol-2-yl}carbamate
248	3-hydroxy-2,2-dimethylpropyl{5-[1-hydroxy-3-oxo-2-(phenylmethyl)-2,3-dihydro-1 <i>H</i> -isoindol-1-yl]-1 <i>H</i> -benzimidazol-2-yl}carbamate
249	methyl {5-[2-[1-(5-bromo-2-thienyl)ethyl]-1-hydroxy-3-oxo-2,3-dihydro-1 <i>H</i> -isoindol-1-yl]-1 <i>H</i> -benzimidazol-2-yl}carbamate
250	methyl {5-[2-(4,5-dichloro-2-fluorophenyl)-1-hydroxy-3-oxo-2,3-dihydro-1 <i>H</i> -isoindol-1-yl]-1 <i>H</i> -benzimidazol-2-yl}carbamate
251	methyl {5-[2-(3-bromo-2-fluorophenyl)-1-hydroxy-3-oxo-2,3-dihydro-1 <i>H</i> -isoindol-1-yl]-1 <i>H</i> -benzimidazol-2-yl}carbamate
252	methyl {5-[2-(3-chloro-2,4-difluorophenyl)-1-hydroxy-3-oxo-2,3-dihydro-1 <i>H</i> -isoindol-1-yl]-1 <i>H</i> -benzimidazol-2-yl}carbamate
253	N-{6-[1-hydroxy-3-oxo-2-(phenylmethyl)-2,3-dihydro-1 <i>H</i> -isoindol-1-yl]-1 <i>H</i> -benzimidazol-2-yl}pent-4-ynamide
254	methyl {6-[1-methyl-3-oxo-2-[3-(trifluoromethyl)phenyl]-2,3-dihydro-1 <i>H</i> -isoindol-1-yl]-1 <i>H</i> -benzimidazol-2-yl}carbamate
255	methyl [5-(1-hydroxy-3-oxo-2-{3-[(1,1,2,2-tetrafluoroethyl)oxy]phenyl}-2,3-dihydro-1 <i>H</i> -isoindol-1-yl)-1 <i>H</i> -benzimidazol-2-yl]carbamate
256	methyl {5-[1-hydroxy-3-oxo-2-(3-piperidin-4-ylphenyl)-2,3-dihydro-1 <i>H</i> -isoindol-1-yl]-1 <i>H</i> -benzimidazol-2-yl}carbamate

(continued)

Table 6	
Entry	Name
257	methyl {5-[2-(3-ethenylphenyl)-1-hydroxy-3-oxo-2,3-dihydro-1 <i>H</i> -isoindol-1-yl]-1 <i>H</i> -benzimidazol-2-yl}carbamate
258	methyl {5-[2-[3-(dimethylamino)phenyl]-1-hydroxy-3-oxo-2,3-dihydro-1 <i>H</i> -isoindol-1-yl]-1 <i>H</i> -benzimidazol-2-yl}carbamate
259	2,2-difluoro- <i>N</i> -{6-[1-hydroxy-3-oxo-2-(phenylmethyl)-2,3-dihydro-1 <i>H</i> -isoindol-1-yl]-1 <i>H</i> -benzimidazol-2-yl}cyclopropanecarboxamide
260	<i>N</i> -ethyl- <i>N'</i> -{6-[2-(4-fluorophenyl)-1-hydroxy-3-oxo-2,3-dihydro-1 <i>H</i> -isoindol-1-yl]-1 <i>H</i> -benzimidazol-2-yl}urea
261	methyl {5-[2-(3-aminophenyl)-1-hydroxy-3-oxo-2,3-dihydro-1 <i>H</i> -isoindol-1-yl]-1 <i>H</i> -benzimidazol-2-yl}carbamate
262	<i>N</i> -{5-[1-hydroxy-3-oxo-2-(phenylmethyl)-2,3-dihydro-1 <i>H</i> -isoindol-1-yl]-1 <i>H</i> -benzimidazol-2-yl]-4-[(phenylmethyl)oxy]butanamide
263	<i>N</i> -{5-[1-hydroxy-3-oxo-2-(phenylmethyl)-2,3-dihydro-1 <i>H</i> -isoindol-1-yl]-1 <i>H</i> -benzimidazol-2-yl}-4-piperidin-1-ylbutanamide
264	<i>N</i> -{5-[1-hydroxy-3-oxo-2-(phenylmethyl)-2,3-dihydro-1 <i>H</i> -isoindol-1-yl]-1 <i>H</i> -benzimidazol-2-yl}-4-(4-methylpiperazin-1-yl)butanamide
265	<i>N</i> -{6-[2-(4-fluorophenyl)-1-hydroxy-3-oxo-2,3-dihydro-1 <i>H</i> -isoindol-1-yl]-1 <i>H</i> -benzimidazol-2-yl}butanamide
266	methyl {6-[2-(3-bromophenyl)-5,6-dichloro-1-hydroxy-3-oxo-2,3-dihydro-1 <i>H</i> -isoindol-1-yl]-1 <i>H</i> -benzimidazol-2-yl}carbamate
267	methyl {5-[1-hydroxy-2-[3-[methyl(phenyl)amino]phenyl]-3-oxo-2,3-dihydro-1 <i>H</i> -isoindol-1-yl]-1 <i>H</i> -benzimidazol-2-yl}carbamate
268	methyl {5-[1-hydroxy-3-oxo-2-(phenylsulfonyl)-2,3-dihydro-1 <i>H</i> -isoindol-1-yl]-1 <i>H</i> -benzimidazol-2-yl}carbamate
269	methyl {5-[(2-[(phenylamino)carbonyl]amino)phenyl]carbonyl}-1 <i>H</i> -benzimidazol-2-yl}carbamate
270	methyl {5-[[2-[(phenylmethyl)oxy]carbonyl]amino]phenyl]carbonyl}-1 <i>H</i> -benzimidazol-2-yl}carbamate
271	methyl {5-[(2-[(2-phenylhydrazino)carbonyl]phenyl)carbonyl]-1 <i>H</i> -benzimidazol-2-yl}carbamate
272	methyl {5-[(2-[(phenyloxy)amino]carbonyl]phenyl)carbonyl]-1 <i>H</i> -benzimidazol-2-yl}-carbamate
273	but-2-yn-1-yl {5-[2-(4-fluorophenyl)-1-hydroxy-3-oxo-2,3-dihydro-1 <i>H</i> -isoindol-1-yl]-1 <i>H</i> -benzimidazol-2-yl}carbamate
274	<i>N</i> -{5-[1-hydroxy-3-oxo-2-(phenylmethyl)-2,3-dihydro-1 <i>H</i> -isoindol-1-yl]-1 <i>H</i> -benzimidazol-2-yl}-3-piperidin-1-ylpropanamide
275	<i>N</i> -{6-[2-(4-fluorophenyl)-1-hydroxy-3-oxo-2,3-dihydro-1 <i>H</i> -isoindol-1-yl]-1 <i>H</i> -benzimidazol-2-yl}propanamide
276	<i>N</i> -(4-fluorophenyl)-2-[[2-(pent-4-ynoylamino)-1 <i>H</i> -benzimidazol-6-yl]carbonyl] benzamide
277	4-(diethylamino)- <i>N</i> -{5-[1-hydroxy-3-oxo-2-(phenylmethyl)-2,3-dihydro-1 <i>H</i> -isoindol-1-yl]-1 <i>H</i> -benzimidazol-2-yl}butanamide
278	<i>N</i> -{5-[1-hydroxy-3-oxo-2-(phenylmethyl)-2,3-dihydro-1 <i>H</i> -isoindol-1-yl]-1 <i>H</i> -benzimidazol-2-yl}-4-pyrrolidin-1-ylbutanamide
279	3-piperidin-1-ylpropyl {6-[2-(4-fluorophenyl)-1-hydroxy-3-oxo-2,3-dihydro-1 <i>H</i> -isoindol-1-yl]-1 <i>H</i> -benzimidazol-2-yl}carbamate
280	3-(4-methylpiperazin-1-yl)propyl {6-[2-(4-fluorophenyl)-1-hydroxy-3-oxo-2,3-dihydro-1 <i>H</i> -isoindol-1-yl]-1 <i>H</i> -benzimidazol-2-yl}carbamate

(continued)

Table 6	
Entry	Name
281	methyl {5-[2-(3-bromophenyl)-3-oxo-2,3-dihydro-1 <i>H</i> -isoindol-1-yl]-1 <i>H</i> -benzimidazol-2-yl}carbamate
282	methyl {5-[2-(3-ethynyl-2-fluorophenyl)-1-hydroxy-3-oxo-2,3-dihydro-1 <i>H</i> -isoindol-1-yl]-1 <i>H</i> -benzimidazol-2-yl}carbamate
283	2-piperidin-1-ylethyl {5-[2-(4-fluorophenyl)-1-hydroxy-3-oxo-2,3-dihydro-1 <i>H</i> -isoindol-1-yl]-1 <i>H</i> -benzimidazol-2-yl}carbamate
284	methyl {5-[2-(3-chloro-2-methylphenyl)-1-hydroxy-3-oxo-2,3-dihydro-1 <i>H</i> -isoindol-1-yl]-1 <i>H</i> -benzimidazol-2-yl}carbamate
285	methyl {5-[2-(5-chloro-2-methylphenyl)-1-hydroxy-3-oxo-2,3-dihydro-1 <i>H</i> -isoindol-1-yl]-1 <i>H</i> -benzimidazol-2-yl}carbamate
286	<i>N</i> -{6-[1-hydroxy-3-oxo-2-(phenylmethyl)-2,3-dihydro-1 <i>H</i> -isoindol-1-yl]-1 <i>H</i> -benzimidazol-2-yl}-2,2-dimethyl-3-piperidin-1-ylpropanamide
287	<i>N</i> -{5-[2-(4-fluorophenyl)-1-hydroxy-3-oxo-2,3-dihydro-1 <i>H</i> -isoindol-1-yl]-1 <i>H</i> -benzimidazol-2-yl}-4-piperidin-1-ylbutanamide
288	<i>N</i> -{5-[2-(3-chloro-2-fluorophenyl)-1-hydroxy-3-oxo-2,3-dihydro-1 <i>H</i> -isoindol-1-yl]-1 <i>H</i> -benzimidazol-2-yl}-4-piperidin-1-ylbutanamide
289	methyl [6-({2-[(phenylcarbonyl)amino]phenyl}carbonyl)-1 <i>H</i> -benzimidazol-2-yl]carbamate
290	methyl {5-[1-hydroxy-2-(3-morpholin-4-ylphenyl)-3-oxo-2,3-dihydro-1 <i>H</i> -isoindol-1-yl]-1 <i>H</i> -benzimidazol-2-yl}carbamate
291	2-(dimethylamino)ethyl {6-[2-(3-chloro-2-fluorophenyl)-1-hydroxy-3-oxo-2,3-dihydro-1 <i>H</i> -isoindol-1-yl]-1 <i>H</i> -benzimidazol-2-yl}carbamate
292	2-(diethylamino)ethyl {5-[2-(3-chloro-2-fluorophenyl)-1-hydroxy-3-oxo-2,3-dihydro-1 <i>H</i> -isoindol-1-yl]-1 <i>H</i> -benzimidazol-2-yl}carbamate
293	2-piperidin-1-ylethyl {5-[2-(3-chloro-2-fluorophenyl)-1-hydroxy-3-oxo-2,3-dihydro-1 <i>H</i> -isoindol-1-yl]-1 <i>H</i> -benzimidazol-2-yl}carbamate
294	3-piperidin-1-ylpropyl {6-[2-(3-chloro-2-fluorophenyl)-1-hydroxy-3-oxo-2,3-dihydro-1 <i>H</i> -isoindol-1-yl]-1 <i>H</i> -benzimidazol-2-yl}carbamate
295	2-piperidin-1-ylethyl {6-[2-(3-bromophenyl)-3-oxo-2,3-dihydro-1 <i>H</i> -isoindol-1-yl]-1 <i>H</i> -benzimidazol-2-yl}carbamate
296	methyl {6-[2-(3-bromophenyl)-4,7-difluoro-1-hydroxy-3-oxo-2,3-dihydro-1 <i>H</i> -isoindol-1-yl]-1 <i>H</i> -benzimidazol-2-yl}carbamate
297	2-[methyl(phenylmethyl)amino]ethyl {5-[2-(3-chloro-2-fluorophenyl)-1-hydroxy-3-oxo-2,3-dihydro-1 <i>H</i> -isoindol-1-yl]-1 <i>H</i> -benzimidazol-2-yl}carbamate
298	methyl {5-[1-hydroxy-3-oxo-2-(3-pyrrolidin-1-ylphenyl)-2,3-dihydro-1 <i>H</i> -isoindol-1-yl]-1 <i>H</i> -benzimidazol-2-yl}carbamate
299	methyl {5-[2-(5-chloro-2,3-difluorophenyl)-1-hydroxy-3-oxo-2,3-dihydro-1 <i>H</i> -isoindol-1-yl]-1 <i>H</i> -benzimidazol-2-yl}carbamate
300	methyl {5-[1-hydroxy-3-oxo-2-(pyrrolidin-2-ylmethyl)-2,3-dihydro-1 <i>H</i> -isoindol-1-yl]-1 <i>H</i> -benzimidazol-2-yl}carbamate
301	methyl {5-[1-hydroxy-3-oxo-2-(pyrrolidin-3-ylmethyl)-2,3-dihydro-1 <i>H</i> -isoindol-1-yl]-1 <i>H</i> -benzimidazol-2-yl}carbamate
302	(1-methylpiperidin-2-yl)methyl{6-[2-(3-chloro-2-fluorophenyl)-1-hydroxy-3-oxo-2,3-dihydro-1 <i>H</i> -isoindol-1-yl]-1 <i>H</i> -benzimidazol-2-yl}carbamate

(continued)

Table 6	
Entry	Name
303	[(2 <i>S</i>)-1-methylpyrrolidin-2-yl]methyl {6-[2-(3-chloro-2-fluorophenyl)-1-hydroxy-3-oxo-2,3-dihydro-1 <i>H</i> -isoindol-1-yl]-1 <i>H</i> -benzimidazol-2-yl}carbamate
304	octahydro-2 <i>H</i> -quinolizin-1-ylmethyl{6-[2-(3-chloro-2-fluorophenyl)-1-hydroxy-3-oxo-2,3-dihydro-1 <i>H</i> -isoindol-1-yl]-1 <i>H</i> -benzimidazol-2-yl}carbamate
305	methyl {5-[2-(5-bromo-2-methylphenyl)-1-hydroxy-3-oxo-2,3-dihydro-1 <i>H</i> -isoindol-1-yl]-1 <i>H</i> -benzimidazol-2-yl}carbamate
306	5-[2-(3-chloro-2-fluorophenyl)-1-hydroxy-3-oxo-2,3-dihydro-1 <i>H</i> -isoindol-1-yl]-1,3-dihydro-2 <i>H</i> -benzimidazol-2-one
307	methyl {5-[2-(3-bromo-2,5-difluorophenyl)-1-hydroxy-3-oxo-2,3-dihydro-1 <i>H</i> -isoindol-1-yl]-1 <i>H</i> -benzimidazol-2-yl}carbamate
308	2-morpholin-4-ylethyl{6-[2-(3-chloro-2-fluorophenyl)-1-hydroxy-3-oxo-2,3-dihydro-1 <i>H</i> -isoindol-1-yl]-1 <i>H</i> -benzimidazol-2-yl}carbamate
309	(1-methylpiperidin-3-yl)methyl {6-[2-(3-chloro-2-fluorophenyl)-1-hydroxy-3-oxo-2,3-dihydro-1 <i>H</i> -isoindol-1-yl]-1 <i>H</i> -benzimidazol-2-yl}carbamate
310	methyl {5-[2-[5-chloro-2-(methyloxy)phenyl]-1-hydroxy-3-oxo-2,3-dihydro-1 <i>H</i> -isoindol-1-yl]-1 <i>H</i> -benzimidazol-2-yl}carbamate
311	methyl {5-[2-(3-[cyclohexyl(methyl)amino]phenyl)-1-hydroxy-3-oxo-2,3-dihydro-1 <i>H</i> -isoindol-1-yl]-1 <i>H</i> -benzimidazol-2-yl}carbamate
312	8-azabicyclo[3.2.1]oct-3-ylmethyl {6-[2-(3-chloro-2-fluorophenyl)-1-hydroxy-3-oxo-2,3-dihydro-1 <i>H</i> -isoindol-1-yl]-1 <i>H</i> -benzimidazol-2-yl}carbamate
313	methyl {6-[1-(3-bromophenyl)-5-oxopyrrolidin-2-yl]-1 <i>H</i> -benzimidazol-2-yl}carbamate
314	(1-methylpiperidin-4-yl)methyl {5-[1-hydroxy-3-oxo-2-(phenylmethyl)-2,3-dihydro-1 <i>H</i> -isoindol-1-yl]-1 <i>H</i> -benzimidazol-2-yl}carbamate
315	1,1-dimethylethyl 4-({[5-[1-hydroxy-3-oxo-2-(phenylmethyl)-2,3-dihydro-1 <i>H</i> -isoindol-1-yl]-1 <i>H</i> -benzimidazol-2-yl]amino}carbonyl)oxy)methyl)piperidine-1-carboxylate
316	(1-methylpiperidin-4-yl)methyl {5-[2-(3-chloro-2-fluorophenyl)-1-hydroxy-3-oxo-2,3-dihydro-1 <i>H</i> -isoindol-1-yl]-1 <i>H</i> -benzimidazol-2-yl}carbamate
317	2-(1-methylpiperidin-4-yl)ethyl {5-[2-(3-chloro-2-fluorophenyl)-1-hydroxy-3-oxo-2,3-dihydro-1 <i>H</i> -isoindol-1-yl]-1 <i>H</i> -benzimidazol-2-yl}carbamate
318	methyl {(6-[2-(3-chloro-2-fluorophenyl)-1-hydroxy-3-oxo-2,3-dihydro-1 <i>H</i> -isoindol-1-yl]-1 <i>H</i> -benzimidazol-2-yl)amino}(oxo)acetate
319	<i>N</i> -(5-{1-hydroxy-3-oxo-2-[3-(phenyloxy)phenyl]-2,3-dihydro-1 <i>H</i> -isoindol-1-yl]-1 <i>H</i> -benzimidazol-2-yl)-4-piperidin-1-yl)butanamide
320	methyl {6-[2-(3-bromophenyl)-1-methyl-3-oxo-2,3-dihydro-1 <i>H</i> -isoindol-1-yl]-1 <i>H</i> -benzimidazol-2-yl}carbamate
321	4-(diethylamino)but-2-yn-1-yl{6-[2-(3-chloro-2-fluorophenyl)-1-hydroxy-3-oxo-2,3-dihydro-1 <i>H</i> -isoindol-1-yl]-1 <i>H</i> -benzimidazol-2-yl}carbamate
322	methyl {5-[2-(3-chloro-2,6-difluorophenyl)-1-hydroxy-3-oxo-2,3-dihydro-1 <i>H</i> -isoindol-1-yl]-1 <i>H</i> -benzimidazol-2-yl}carbamate
323	2-(2-oxopyrrolidin-1-yl)ethyl {6-[2-(3-chloro-2-fluorophenyl)-1-hydroxy-3-oxo-2,3-dihydro-1 <i>H</i> -isoindol-1-yl]-1 <i>H</i> -benzimidazol-2-yl}carbamate
324	2-(2,5-dioxopyrrolidin-1-yl)ethyl {6-[2-(3-chloro-2-fluorophenyl)-1-hydroxy-3-oxo-2,3-dihydro-1 <i>H</i> -isoindol-1-yl]-1 <i>H</i> -benzimidazol-2-yl}carbamate

(continued)

Table 6	
Entry	Name
325	2,2,3,3-tetrafluorocyclobutyl {5-[2-(3-chloro-2-fluorophenyl)-1-hydroxy-3-oxo-2,3-dihydro-1 <i>H</i> -isoindol-1-yl]-1 <i>H</i> -benzimidazol-2-yl}carbamate
326	1-acetyl- <i>N</i> -{5-[2-(3-chloro-2-fluorophenyl)-1-hydroxy-3-oxo-2,3-dihydro-1 <i>H</i> -isoindol-1-yl]-1 <i>H</i> -benzimidazol-2-yl}piperidine-4-carboxamide
327	<i>N</i> -{5-[2-(3-chloro-2-fluorophenyl)-1-hydroxy-3-oxo-2,3-dihydro-1 <i>H</i> -isoindol-1-yl]-1 <i>H</i> -benzimidazol-2-yl}cyclobutanecarboxamide
328	methyl[5-(2-{3-[ethyl(phenyl)amino]phenyl}-1-hydroxy-3-oxo-2,3-dihydro-1 <i>H</i> -isoindol-1-yl)-1 <i>H</i> -benzimidazol-2-yl]carbamate
329	<i>N</i> -{6-[2-(3-chloro-2-fluorophenyl)-1-hydroxy-3-oxo-2,3-dihydro-1 <i>H</i> -isoindol-1-yl]-1 <i>H</i> -benzimidazol-2-yl}-2,2-difluorocyclopropanecarboxamide
330	cyclobutyl{6-[2-(3-chloro-2-fluorophenyl)-1-hydroxy-3-oxo-2,3-dihydro-1 <i>H</i> -isoindol-1-yl]-1 <i>H</i> -benzimidazol-2-yl}carbamate
331	2,2-difluoroethyl {6-[2-(3-chloro-2-fluorophenyl)-1-hydroxy-3-oxo-2,3-dihydro-1 <i>H</i> -isoindol-1-yl]-1 <i>H</i> -benzimidazol-2-yl}carbamate
332	2-(3-chloro-2-fluorophenyl)-3-hydroxy-3-[2-(pyridin-2-ylamino)-1 <i>H</i> -benzimidazol-5-yl]-2,3-dihydro-1 <i>H</i> -isoindol-1-one
333	1-methylethyl{6-[2-(3-chloro-2-fluorophenyl)-1-hydroxy-3-oxo-2,3-dihydro-1 <i>H</i> -isoindol-1-yl]-1 <i>H</i> -benzimidazol-2-yl}carbamate
334	cyclopropylmethyl {6-[2-(3-chloro-2-fluorophenyl)-1-hydroxy-3-oxo-2,3-dihydro-1 <i>H</i> -isoindol-1-yl]-1 <i>H</i> -benzimidazol-2-yl}carbamate
335	<i>N</i> -{5-[2-(3-chloro-2-fluorophenyl)-1-hydroxy-3-oxo-2,3-dihydro-1 <i>H</i> -isoindol-1-yl]-1 <i>H</i> -benzimidazol-2-yl}cyclopropanecarboxamide
336	2-(methyloxy)ethyl{5-[2-(3-chloro-2-fluorophenyl)-1-hydroxy-3-oxo-2,3-dihydro-1 <i>H</i> -isoindol-1-yl]-1 <i>H</i> -benzimidazol-2-yl}carbamate
337	tetrahydrofuran-2-ylmethyl{6-[2-(3-chloro-2-fluorophenyl)-1-hydroxy-3-oxo-2,3-dihydro-1 <i>H</i> -isoindol-1-yl]-1 <i>H</i> -benzimidazol-2-yl}carbamate
338	<i>N</i> -{5-[2-(3-chloro-2-fluorophenyl)-1-hydroxy-3-oxo-2,3-dihydro-1 <i>H</i> -isoindol-1-yl]-1 <i>H</i> -benzimidazol-2-yl}-2-(2-thienyl)acetamide
339	methyl {6-[2-(3-chloro-2-fluorophenyl)-4,7-difluoro-1-hydroxy-3-oxo-2,3-dihydro-1 <i>H</i> -isoindol-1-yl]-1 <i>H</i> -benzimidazol-2-yl}carbamate
340	ethyl{6-[2-(3-chloro-2-fluorophenyl)-1-hydroxy-3-oxo-2,3-dihydro-1 <i>H</i> -isoindol-1-yl]-1 <i>H</i> -benzimidazol-2-yl}carbamaie
341	2-fluoroethyl{6-[2-(3-chloro-2-fluorophenyl)-1-hydroxy-3-oxo-2,3-dihydro-1 <i>H</i> -isoindol-1-yl]-1 <i>H</i> -benzimidazol-2-yl}carbamate
342	methyl(5-{1-hydroxy-3-oxo-2-[2-(phenyloxy)phenyl]-2,3-dihydro-1 <i>H</i> -isoindol-1-yl}-1 <i>H</i> -benzimidazol-2-yl)carbamate
343	<i>N</i> '-{5-[2-(3-chloro-2-fluorophenyl)-1-hydroxy-3-oxo-2,3-dihydro-1 <i>H</i> -isoindol-1-yl]-1 <i>H</i> -benzimidazol-2-yl}- <i>N,N</i> -diethylpentanediamide
344	cyclobutylmethyl {6-[2-(3-chloro-2-fluorophenyl)-1-hydroxy-3-oxo-2,3-dihydro-1 <i>H</i> -isoindol-1-yl]-1 <i>H</i> -benzimidazol-2-yl}carbamate
345	2,2,2-trifluoroethyl{6-[2-(3-chloro-2-fluorophenyl)-1-hydroxy-3-oxo-2,3-dihydro-1 <i>H</i> -isoindol-1-yl]-1 <i>H</i> -benzimidazol-2-yl}carbamate

(continued)

Table 6	
Entry	Name
346	methyl (5-{2-[3-(1,1-dimethylethyl)phenyl]-1-hydroxy-3-oxo-2,3-dihydro-1 <i>H</i> -isoindol-1-yl]-1 <i>H</i> -benzimidazol-2-yl}carbamate
347	methyl {6-[2-(3-chloro-2-fluorophenyl)-7-fluoro-1-hydroxy-3-oxo-2,3-dihydro-1 <i>H</i> -isoindol-1-yl]-1 <i>H</i> -benzimidazol-2-yl}carbamate
348	2-(3-chloro-2-fluorophenyl)-3-hydroxy-3-[2-(phenylamino)-1 <i>H</i> -benzimidazol-5-yl]-2,3-dihydro-1 <i>H</i> -isoindol-1-one
349	methyl{6-[4,7-dichloro-2-(3-chloro-2-fluorophenyl)-1-hydroxy-3-oxo-2,3-dihydro-1 <i>H</i> -isoindol-1-yl]-1 <i>H</i> -benzimidazol-2-yl}carbamate
350	phenylmethyl 2-[(2-[(ethyloxy)carbonyl]amino)-1,3-benzoxazol-5-yl]carbonyl]benzoate
351	methyl{5-[2-(5-chloro-3-ethynyl-2-methylphenyl)-1-hydroxy-3-oxo-2,3-dihydro-1 <i>H</i> -isoindol-1-yl]-1 <i>H</i> -benzimidazol-2-yl}carbamate
352	methyl{5-[2-(5-ethynyl-2,4-difluorophenyl)-1-hydroxy-3-oxo-2,3-dihydro-1 <i>H</i> -isoindol-1-yl]-1 <i>H</i> -benzimidazol-2-yl}carbamate
353	methyl{5-[2-(3-ethynyl-2,4-difluorophenyl)-1-hydroxy-3-oxo-2,3-dihydro-1 <i>H</i> -isoindol-1-yl]-1 <i>H</i> -benzimidazol-2-yl}carbamate
354	2-(3-chloro-2-fluorophenyl)-3-hydroxy-3-[2-(pyrimidin-2-ylamino)-1 <i>H</i> -benzimidazol-5-yl]-2,3-dihydro-1 <i>H</i> -isoindol-1-one
355	methyl {5-[2-(3-ethynyl-2-fluorophenyl)-4,7-difluoro-1-hydroxy-3-oxo-2,3-dihydro-1 <i>H</i> -isoindol-1-yl]-1 <i>H</i> -benzimidazol-2-yl}carbamate
356	2-(3-chloro-2-fluorophenyl)-3-hydroxy-3-[2-(1,3-thiazol-2-ylamino)-1 <i>H</i> -benzimidazol-5-yl]-2,3-dihydro-1 <i>H</i> -isoindol-1-one
357	ethyl {5-[2-(3-chloro-2-fluorophenyl)-1-hydroxy-3-oxo-2,3-dihydro-1 <i>H</i> -isoindol-1-yl]-1,3-benzoxazol-2-yl}carbamate
358	methyl {5-[2-(5-chloro-3-iodo-2-methylphenyl)-1-hydroxy-3-oxo-2,3-dihydro-1 <i>H</i> -isoindol-1-yl]-1 <i>H</i> -benzimidazol-2-yl}carbamate
359	methyl{5-[2-(3-ethyl-2-fluorophenyl)-1-hydroxy-3-oxo-2,3-dihydro-1 <i>H</i> -isoindol-1-yl]-1 <i>H</i> -benzimidazol-2-yl}carbamate
360	methyl{5-[2-(5-ethynyl-2-methylphenyl)-1-hydroxy-3-oxo-2,3-dihydro-1 <i>H</i> -isoindol-1-yl]-1 <i>H</i> -benzimidazol-2-yl}carbamate
361	2-(3-chloro-2-fluorophenyl)-3-hydroxy-3-[2-(pyrazin-2-ylamino)-1 <i>H</i> -benzimidazol-5-yl]-2,3-dihydro-1 <i>H</i> -isoindol-1-one
362	methyl{5-[2-(2-fluoro-3-iodophenyl)-1-hydroxy-3-oxo-2,3-dihydro-1 <i>H</i> -isoindol-1-yl]-1 <i>H</i> -benzimidazol-2-yl}carbamate
363	methyl{6-[2-(5-ethynyl-2-fluorophenyl)-1-hydroxy-3-oxo-2,3-dihydro-1 <i>H</i> -isoindol-1-yl]-1 <i>H</i> -benzimidazol-2-yl}carbamate
364	2-(3-ethynyl-2-fluorophenyl)-3-hydroxy-3-[2-(pyrimidin-2-ylamino)-1 <i>H</i> -benzimidazol-5-yl]-2,3-dihydro-1 <i>H</i> -isoindol-1-one
365	methyl{5-[2-(2,5-dimethylphenyl)-1-hydroxy-3-oxo-2,3-dihydro-1 <i>H</i> -isoindol-1-yl]-1 <i>H</i> -benzimidazol-2-yl}carbamate
366	methyl{5-[2-(3-ethenyl-2-fluorophenyl)-1-hydroxy-3-oxo-2,3-dihydro-1 <i>H</i> -isoindol-1-yl]-1 <i>H</i> -benzimidazol-2-yl}carbamate
367	methyl{6-[2-[2-fluoro-3-(methyloxy)phenyl]-1-hydroxy-3-oxo-2,3-dihydro-1 <i>H</i> -isoindol-1-yl]-1 <i>H</i> -benzimidazol-2-yl}carbamate

(continued)

Table 6	
Entry	Name
368	methyl(5-{1-hydroxy-2-[2-methyl-5-(methyloxy)phenyl]-3-oxo-2,3-dihydro-1 <i>H</i> -isoindol-1-yl]-1 <i>H</i> -benzimidazol-2-yl}carbamate
369	methyl{5-[2-(3-ethynyl-2-fluorophenyl)-7-fluoro-1-hydroxy-3-oxo-2,3-dihydro-1 <i>H</i> -isoindol-1-yl]-1 <i>H</i> -benzimidazol-2-yl}carbamate
370	methyl{5-[2-(2-fluoro-3-prop-1-yn-1-ylphenyl)-1-hydroxy-3-oxo-2,3-dihydro-1 <i>H</i> -isoindol-1-yl]-1 <i>H</i> -benzimidazol-2-yl}carbamate
371	methyl{5-[2-(5-chloro-2-methylphenyl)-7-fluoro-1-hydroxy-3-oxo-2,3-dihydro-1 <i>H</i> -isoindol-1-yl]-1 <i>H</i> -benzimidazol-2-yl}carbamate
372	methyl{5-[2-(3-ethynyl-2-methylphenyl)-1-hydroxy-3-oxo-2,3-dihydro-1 <i>H</i> -isoindol-1-yl]-1 <i>H</i> -benzimidazol-2-yl}carbamate
373	3-hydroxy-2-[3-(methyloxy)phenyl]-3-[2-(pyrimidin-2-ylamino)-1 <i>H</i> -benzimidazol-6-yl]-2,3-dihydro-1 <i>H</i> -isoindol-1-one
374	3-hydroxy-2-(3-methylphenyl)-3-[2-(pyrimidin-2-ylamino)-1 <i>H</i> -benzimidazol-6-yl]-2,3-dihydro-1 <i>H</i> -isoindol-1-one
375	2-(5-chloro-2-methylphenyl)-3-hydroxy-3-[2-(pyrimidin-2-ylamino)-1 <i>H</i> -benzimidazol-6-yl]-2,3-dihydro-1 <i>H</i> -isoindol-1-one
376	methyl{6-[2-(5-chloro-2-methylphenyl)-4,7-difluoro-1-hydroxy-3-oxo-2,3-dihydro-1 <i>H</i> -isoindol-1-yl]-1 <i>H</i> -benzimidazol-2-yl}carbamate
377	methyl{5-[2-(3-ethynyl-2-fluorophenyl)-3-oxo-2,3-dihydro-1 <i>H</i> -isoindol-1-yl]-1 <i>H</i> -benzimidazol-2-yl}carbamate
378	2-(3-chloro-2-fluorophenyl)-3-{2-[(6-chloropyridazin-3-yl)amino]-1 <i>H</i> -benzimidazol-5-yl}-3-hydroxy-2,3-dihydro-1 <i>H</i> -isoindol-1-one
379	2-(3-chloro-2-fluorophenyl)-4,7-difluoro-3-hydroxy-3-[2-(pyrimidin-2-ylamino)-1 <i>H</i> -benzimidazol-5-yl]-2,3-dihydro-1 <i>H</i> -isoindol-1-one
380	methyl{5-[2-(2-fluoro-5-methylphenyl)-1-hydroxy-3-oxo-2,3-dihydro-1 <i>H</i> -isoindol-1-yl]-1 <i>H</i> -benzimidazol-2-yl}carbamate
381	methyl(5-{2-[2-fluoro-5-(methyloxy)phenyl]-1-hydroxy-3-oxo-2,3-dihydro-1 <i>H</i> -isoindol-1-yl]-1 <i>H</i> -benzimidazol-2-yl}carbamate
382	methyl(5-{1-hydroxy-2-[5-methyl-2-(methyloxy)phenyl]-3-oxo-2,3-dihydro-1 <i>H</i> -isoindol-1-yl]-1 <i>H</i> -benzimidazol-2-yl}carbamate
383	methyl{5-[2-(3-ethynyl-5-methylphenyl)-1-hydroxy-3-oxo-2,3-dihydro-1 <i>H</i> -isoindol-1-yl]-1 <i>H</i> -benzimidazol-2-yl}carbamate
384	2-(3-chloro-2-fluorophenyl)-3-{2-[(5-chloropyrimidin-2-yl)amino]-1 <i>H</i> -benzimidazol-5-yl}-3-hydroxy-2,3-dihydro-1 <i>H</i> -isoindol-1-one
385	2-(3-chloro-2-fluorophenyl)-3-hydroxy-3-{2-[(4-methylpyrimidin-2-yl)amino]-1 <i>H</i> -benzimidazol-5-yl}-2,3-dihydro-1 <i>H</i> -isoindol-1-one
386	3-(2-{[4,6-bis(methyloxy)pyrimidin-2-yl]amino}-1 <i>H</i> -benzimidazol-5-yl)-2-(3-chloro-2-fluorophenyl)-3-hydroxy-2,3-dihydro-1 <i>H</i> -isoindol-1-one
387	2-(3-chloro-2-fluorophenyl)-3-hydroxy-3-(2-{[4-methyl-6-(methyloxy)pyrimidin-2-yl]amino}-1 <i>H</i> -benzimidazol-5-yl)-2,3-dihydro-1 <i>H</i> -isoindol-1-one
388	3-hydroxy-2-(3-methylphenyl)-3-[2-(pyrazin-2-ylamino)-1 <i>H</i> -benzimidazol-6-yl]-2,3-dihydro-1 <i>H</i> -isoindol-1-one

(continued)

Table 6	
Entry	Name
389	2-(5-chloro-2-methylphenyl)-3-hydroxy-3-[2-(pyrazin-2-ylamino)-1 <i>H</i> -benzimidazol-6-yl]-2,3-dihydro-1 <i>H</i> -isoindol-1-one
390	methyl{6-[2-(2-fluoro-3-methylphenyl)-1-hydroxy-3-oxo-2,3-dihydro-1 <i>H</i> -isoindol-1-yl]-1 <i>H</i> -benzimidazol-2-yl}carbamate
391	3-hydroxy-2-[3-(methyloxy)phenyl]-3-[2-(pyrazin-2-ylamino)-1 <i>H</i> -benzimidazol-5-yl]-2,3-dihydro-1 <i>H</i> -isoindol-1-one
392	methyl{6-[(2-[(2-thienylmethyl)amino]carbonyl)phenyl]carbonyl}-1 <i>H</i> -benzimidazol-2-yl}carbamate
393	methyl{6-[(2-[(3-methylphenyl)amino]carbonyl)phenyl]carbonyl}-1 <i>H</i> -benzimidazol-2-yl}carbamate
394	methyl{6-[(2-[(3-bromophenyl)amino]carbonyl)phenyl]carbonyl}-1 <i>H</i> -benzimidazol-2-yl}carbamate
395	methyl{6-[(2-[(3-chlorophenyl)amino]carbonyl)phenyl]carbonyl}-1 <i>H</i> -benzimidazol-2-yl}carbamate
396	methyl{6-[(2-[(3-fluorophenyl)amino]carbonyl)phenyl]carbonyl}-1 <i>H</i> -benzimidazol-2-yl}carbamate
397	methyl{6-[(2-[(3-(methoxy)phenyl]amino)carbonyl)phenyl]carbonyl}-1 <i>H</i> -benzimidazol-2-yl}carbamate
398	methyl{6-[(2-[(3-(trifluoromethyl)phenyl]amino)carbonyl)phenyl]carbonyl}-1 <i>H</i> -benzimidazol-2-yl}carbamate
399	methyl{6-[(2-[(3-ethylphenyl)amino]carbonyl)phenyl]carbonyl}-1 <i>H</i> -benzimidazol-2-yl}carbamate
400	methyl{6-[(2-[(3-ethynylphenyl)amino]carbonyl)phenyl]carbonyl}-1 <i>H</i> -benzimidazol-2-yl}carbamate
401	methyl{6-[(2-[(3-chloro-4-fluorophenyl)amino]carbonyl)phenyl]carbonyl}-1 <i>H</i> -benzimidazol-2-yl}carbamate
402	methyl{6-[(2-[(3-chloro-2-fluorophenyl)amino]carbonyl)phenyl]carbonyl}-1 <i>H</i> -benzimidazol-2-yl}carbamate
403	methyl{6-[(2-[(3-iodophenyl)amino]carbonyl)phenyl]carbonyl}-1 <i>H</i> -benzimidazol-2-yl}carbamate
404	methyl{6-[(2-[(3-(1-methylethyl)phenyl]amino)carbonyl)phenyl]carbonyl}-1 <i>H</i> -benzimidazol-2-yl}carbamate
405	methyl{6-[(2-[(3-thienylmethyl)amino]carbonyl)phenyl]carbonyl}-1 <i>H</i> -benzimidazol-2-yl}carbamate
406	methyl{6-[(2-[(3-bromo-4-fluorophenyl)amino]carbonyl)phenyl]carbonyl}-1 <i>H</i> -benzimidazol-2-yl}carbamate
407	methyl{6-[(2-[(3-chloro-2-fluorophenyl)amino]carbonyl)phenyl]carbonyl}-1 <i>H</i> -benzimidazol-2-yl}carbamate
408	methyl{6-[(2-[(4-fluoro-3-methylphenyl)amino]carbonyl)phenyl]carbonyl}-1 <i>H</i> -benzimidazol-2-yl}carbamate
409	methyl{6-[(2-[(5-bromo-2-fluorophenyl)amino]carbonyl)phenyl]carbonyl}-1 <i>H</i> -benzimidazol-2-yl}carbamate
410	methyl{6-[(2-[(5-bromo-2,4-difluorophenyl)amino]carbonyl)phenyl]carbonyl}-1 <i>H</i> -benzimidazol-2-yl}carbamate
411	methyl{6-[(2-[(5-chloro-2,4-difluorophenyl)amino]carbonyl)phenyl]carbonyl}-1 <i>H</i> -benzimidazol-2-yl}carbamate
412	methyl{6-[(2-[(3-bromo-2-fluorophenyl)amino]carbonyl)phenyl]carbonyl}-1 <i>H</i> -benzimidazol-2-yl}carbamate
413	methyl{6-[(2-[(3-ethenylphenyl)amino]carbonyl)phenyl]carbonyl}-1 <i>H</i> -benzimidazol-2-yl}carbamate
414	methyl{6-[(2-[(3-ethynyl-2-fluorophenyl)amino]carbonyl)phenyl]carbonyl}-1 <i>H</i> -benzimidazol-2-yl}carbamate
415	methyl{6-[(2-[(5-chloro-2-methylphenyl)amino]carbonyl)phenyl]carbonyl}-1 <i>H</i> -benzimidazol-2-yl}carbamate

(continued)

Table 6	
Entry	Name
416	methyl {6-[(2-[(5-bromo-2-methylphenyl)amino]carbonyl)phenyl]carbonyl]-1 <i>H</i> -benzimidazol-2-yl}carbamate
417	methyl{6-[(2-[(2-fluoro-3-iodophenyl)amino]carbonyl)phenyl]carbonyl]-1 <i>H</i> -benzimidazol-2-yl}carbamate
418	methyl{6-[(2-[(3-ethenyl-2-fluorophenyl)amino]carbonyl)phenyl]carbonyl]-1 <i>H</i> -benzimidazol-2-yl}carbamate
419	methyl{6-[(2-[(2-fluoro-5-methylphenyl)amino]carbonyl)phenyl]carbonyl]-1 <i>H</i> -benzimidazol-2-yl}carbamate

Table 7.

Representative EGFR and/or VEGFR Inhibitors

[0224] The Compounds in Table 7 can be prepared as pharmaceutically acceptable salts, solvates, hydrates, and/or isomers thereof. All such salt, solvate, hydrate, and isomer combinations of the Compounds in Table 7 can be used.

Table 7	
Entry	Name
1	(3 <i>Z</i>)-3-[[5-(methyloxy)-1 <i>H</i> -benzimidazol-2-yl](phenyl)methylidene]-5-[[1-(phenylmethyl)pyrrolidin-3-yl]amino]-1,3-dihydro-2 <i>H</i> -indol-2-one
2	(3 <i>Z</i>)-5-[(1-ethylpiperidin-3-yl)amino]-3-[[5-(methyloxy)-1 <i>H</i> -benzimidazol-2-yl](phenyl)methylidene]-1,3-dihydro-2 <i>H</i> -indol-2-one
3	(3 <i>Z</i>)-5-[(1-ethylpiperidin-4-yl)amino]-3-[[5-(methyloxy)-1 <i>H</i> -benzimidazol-2-yl](phenyl)methylidene]-1,3-dihydro-2 <i>H</i> -indol-2-one
4	(3 <i>Z</i>)-5-[(1-ethylpiperidin-4-yl)amino]-3-[1 <i>H</i> -imidazol-2-yl(phenyl)methylidene]-1,3-dihydro-2 <i>H</i> -indol-2-one
5	(3 <i>Z</i>)-5-[(1-ethylpiperidin-4-yl)amino]-3-[[5-(methyloxy)-1 <i>H</i> -benzimidazol-2-yl][4-(methyloxy)phenyl]methylidene]-1,3-dihydro-2 <i>H</i> -indol-2-one
6	(3 <i>Z</i>)-5-[(1-ethylpiperidin-4-yl)amino]-3-[[5-(methyloxy)-1 <i>H</i> -benzimidazol-2-yl](4-methylphenyl)methylidene]-1,3-dihydro-2 <i>H</i> -indol-2-one
7	(3 <i>Z</i>)-3-[1 <i>H</i> -benzimidazol-2-yl(4-nitrophenyl)methylidene]-5-[(1-ethylpiperidin-4-yl)amino]-1,3-dihydro-2 <i>H</i> -indol-2-one
8	(3 <i>Z</i>)-3-[1 <i>H</i> -benzimidazol-2-yl[4-(methyloxy)phenyl]methylidene]-5-[(1-ethylpiperidin-4-yl)amino]-1,3-dihydro-2 <i>H</i> -indol-2-one
9	(3 <i>Z</i>)-3-[1 <i>H</i> -benzimidazol-2-yl(phenyl)methylidene]-5-[(1-ethylpiperidin-4-yl)amino]-1,3-dihydro-2 <i>H</i> -indol-2-one
10	(3 <i>Z</i>)-3-[[5-(methyloxy)-1 <i>H</i> -benzimidazol-2-yl](phenyl)methylidene]-5-[(2,2,6,6-tetramethylpiperidin-4-yl)amino]-1,3-dihydro-2 <i>H</i> -indol-2-one
11	(3 <i>Z</i>)-3-[(4-aminophenyl)(1 <i>H</i> -benzimidazol-2-yl)methylidene]-5-[(1-ethylpiperidin-4-yl)amino]-1,3-dihydro-2 <i>H</i> -indol-2-one
12	(3 <i>Z</i>)-3-[1 <i>H</i> -benzimidazol-2-yl(4-methylphenyl)methylidene]-5-[(1-ethylpiperidin-4-yl)amino]-1,3-dihydro-2 <i>H</i> -indol-2-one
13	(3 <i>Z</i>)-5-[(1-ethylpiperidin-4-yl)amino]-3-[1 <i>H</i> -imidazol-2-yl(4-methylphenyl)methylidene]-1,3-dihydro-2 <i>H</i> -indol-2-one
14	(3 <i>Z</i>)-5-[(1-ethylpiperidin-4-yl)oxy]-3-[[5-(methyloxy)-1 <i>H</i> -benzimidazol-2-yl](phenyl)methylidene]-1,3-dihydro-2 <i>H</i> -indol-2-one

(continued)

Table 7	
Entry	Name
15	(3Z)-5-[(1-ethylpiperidin-4-yl)amino]-3-[1 <i>H</i> -imidazol-2-yl[4-(methyloxy)phenyl]methylidene]-1,3-dihydro-2 <i>H</i> -indol-2-one
16	(3Z)-3-[1 <i>H</i> -benzimidazol-2-yl(4-fluorophenyl)methylidene]-5-[(1-ethylpiperidin-4-yl)amino]-1,3-dihydro-2 <i>H</i> -indol-2-one
17	(3Z)-3-[1 <i>H</i> -benzimidazol-2-yl(3,5-difluorophenyl)methylidene]-5-[(1-ethylpiperidin-4-yl)amino]-1,3-dihydro-2 <i>H</i> -indol-2-one
18	(3Z)-3-[1 <i>H</i> -benzimidazol-2-yl(3-fluorophenyl)methylidene]-5-[(1-ethylpiperidin-4-yl)amino]-1,3-dihydro-2 <i>H</i> -indol-2-one
19	(3Z)-3-[1 <i>H</i> -benzimidazol-2-yl(3-nitrophenyl)methylidene]-5-[(1-ethylpiperidin-4-yl)amino]-1,3-dihydro-2 <i>H</i> -indol-2-one
20	3-[(<i>Z</i>)-1 <i>H</i> -benzimidazol-2-yl{5-[(1-ethylpiperidin-4-yl)amino]-2-oxo-1,2-dihydro-3 <i>H</i> -indol-3-ylidene)methyl}benzonitrile
21	(3Z)-3-[(3-aminophenyl)(1 <i>H</i> -benzimidazol-2-yl)methylidene]-5-[(1-ethylpiperidin-4-yl)amino]-1,3-dihydro-2 <i>H</i> -indol-2-one
22	(3Z)-3-[1 <i>H</i> -benzimidazol-2-yl(phenyl)methylidene]-5-(piperidin-4-ylamino)-1,3-dihydro-2 <i>H</i> -indol-2-one
23	3-[(<i>Z</i>)-1 <i>H</i> -benzimidazol-2-yl{5-[(1-ethylpiperidin-4-yl)amino]-2-oxo-1,2-dihydro-3 <i>H</i> -indol-3-ylidene)methyl}benzenecarboximidamide
24	(3Z)-3-[1 <i>H</i> -benzimidazol-2-yl(phenyl)methylidene]-5-({1-[2-(methyloxy)ethyl]piperidin-4-yl}amino)-1,3-dihydro-2 <i>H</i> -indol-2-one
25	(3Z)-3-[1 <i>H</i> -benzimidazol-2-yl(phenyl)methylidene]-5-[(2,2,6,6-tetramethylpiperidin-4-yl)amino]-1,3-dihydro-2 <i>H</i> -indol-2-one
26	(3Z)-3-[1 <i>H</i> -benzimidazol-2-yl[3-(methyloxy)phenyl]methylidene]-5-[(1-ethylpiperidin-4-yl)amino]-1,3-dihydro-2 <i>H</i> -indol-2-one
27	(3Z)-3-[1 <i>H</i> -benzimidazol-2-yl(3-chlorophenyl)methylidene]-5-[(1-ethylpiperidin-4-yl)amino]-1,3-dihydro-2 <i>H</i> -indol-2-one
28	2-(2-{2-[(<i>Z</i>)-5-[(1-ethylpiperidin-4-yl)amino]-2-oxo-1,2-dihydro-3 <i>H</i> -indol-3-ylidene}(phenyl)methyl]-1 <i>H</i> -imidazol-4-yl}ethyl)-1 <i>H</i> -isoindole-1,3(2 <i>H</i>)-dione
29	(3Z)-3-[1 <i>H</i> -benzimidazol-2-yl(phenyl)methylidene]-5-({1-[2-(dimethylamino)ethyl]piperidin-4-yl}amino)-1,3-dihydro-2 <i>H</i> -indol-2-one
30	(3Z)-3-[1 <i>H</i> -benzimidazol-2-yl(phenyl)methylidene]-5-[(1-(methylsulfonyl)piperidin-4-yl)amino]-1,3-dihydro-2 <i>H</i> -indol-2-one
31	(3Z)-5-(8-azabicyclo[3.2.1]oct-3-ylamino)-3-[1 <i>H</i> -benzimidazol-2-yl(phenyl)methylidene]-1,3-dihydro-2 <i>H</i> -indol-2-one
32	(3Z)-3-[1 <i>H</i> -benzimidazol-2-yl[3-(methyloxy)phenyl]methylidene]-5-[(1-ethylpiperidin-4-yl)oxy]-1,3-dihydro-2 <i>H</i> -indol-2-one
33	(3Z)-3-[1 <i>H</i> -benzimidazol-2-yl(3,5-difluorophenyl)methylidene]-5-[(1-ethylpiperidin-4-yl)oxy]-1,3-dihydro-2 <i>H</i> -indol-2-one
34	(3Z)-3-[1 <i>H</i> -benzimidazol-2-yl(phenyl)methylidene]-5-[(1-(phenylmethyl)piperidin-4-yl)oxy]-1,3-dihydro-2 <i>H</i> -indol-2-one
35	(3Z)-3-[1 <i>H</i> -benzimidazol-2-yl(3-chlorophenyl)methylidene]-5-[(1-ethylpiperidin-4-yl)oxy]-1,3-dihydro-2 <i>H</i> -indol-2-one
36	(3Z)-3-[1 <i>H</i> -benzimidazol-2-yl(3,5-difluorophenyl)methylidene]-5-({1-[2-(methyloxy)ethyl]piperidin-4-yl}oxy)-1,3-dihydro-2 <i>H</i> -indol-2-one

(continued)

Table 7	
Entry	Name
37	(3Z)-3-[1 <i>H</i> -benzimidazol-2-yl(3-chlorophenyl)methylidene]-5-({1-[2-(methyloxy)ethyl]piperidin-4-yl}oxy)-1,3-dihydro-2 <i>H</i> -indol-2-one
38	(3Z)-3-[1 <i>H</i> -benzimidazol-2-yl(3-chlorophenyl)methylidene]-5-({1-[2-(methyloxy)ethyl]piperidin-4-yl}amino)-1,3-dihydro-2 <i>H</i> -indol-2-one
39	(3Z)-3-[1 <i>H</i> -benzimidazol-2-yl[3-(methyloxy)phenyl]methylidene]-5-({1-[2-(methyloxy)ethyl]piperidin-4-yl}amino)-1,3-dihydro-2 <i>H</i> -indol-2-one
40	(3Z)-3-[(3-chlorophenyl)(1 <i>H</i> -imidazol-2-yl)methylidene]-5-({1-[2-(methyloxy)ethyl]piperidin-4-yl}amino)-1,3-dihydro-2 <i>H</i> -indol-2-one
41	(3Z)-3-[(3-fluorophenyl)(1 <i>H</i> -imidazol-2-yl)methylidene]-5-({1-[2-(methyloxy)ethyl]piperidin-4-yl}amino)-1,3-dihydro-2 <i>H</i> -indol-2-one
42	(3Z)-3-[1 <i>H</i> -benzimidazol-2-yl(3,5-difluorophenyl)methylidene]-5-({1-[2-(methyloxy)ethyl]piperidin-4-yl}amino)-1,3-dihydro-2 <i>H</i> -indol-2-one
43	(3Z)-3-[1 <i>H</i> -benzimidazol-2-yl(3-chlorophenyl)methylidene]-5-[(1-ethylpiperidin-4-yl)(methyl)amino]-1,3-dihydro-2 <i>H</i> -indol-2-one
44	(3Z)-3-[(3-chlorophenyl)(1 <i>H</i> -imidazol-2-yl)methylidene]-5-[(1-ethylpiperidin-4-yl)oxy]-1,3-dihydro-2 <i>H</i> -indol-2-one
45	(3Z)-3-[1 <i>H</i> -benzimidazol-2-yl(4-chlorophenyl)methylidene]-5-[(1-ethylpiperidin-4-yl)amino]-1,3-dihydro-2 <i>H</i> -indol-2-one
46	(3Z)-3-[1 <i>H</i> -benzimidazol-2-yl(3-fluorophenyl)methylidene]-5-({1-[2-(methyloxy)ethyl]piperidin-4-yl}amino)-1,3-dihydro-2 <i>H</i> -indol-2-one
47	(3Z)-3-[1 <i>H</i> -benzimidazol-2-yl(4-fluorophenyl)methylidene]-5-({1-[2-(methyloxy)ethyl]piperidin-4-yl}amino)-1,3-dihydro-2 <i>H</i> -indol-2-one
48	(3Z)-3-[(3-chlorophenyl)(1 <i>H</i> -imidazol-2-yl)methylidene]-5-[(1-ethylpiperidin-4-yl)amino]-1,3-dihydro-2 <i>H</i> -indol-2-one
49	(3Z)-5-[(1-ethylpiperidin-4-yl)aminol]-3-[(3-fluorophenyl)(1 <i>H</i> -imidazol-2-yl)methylidene]-1,3-dihydro-2 <i>H</i> -indol-2-one
50	(3Z)-3-[1 <i>H</i> -benzimidazol-2-yl(3-fluoro-4-methylphenyl)methylidene]-5-[(1-ethylpiperidin-4-yl)amino]-1,3-dihydro-2 <i>H</i> -indol-2-one
51	(3Z)-5-[(1-ethylpiperidin-4-yl)amino]-3-[(3-fluorophenyl)(4-methyl-1 <i>H</i> -imidazol-2-yl)methylidene]-1,3-dihydro-2 <i>H</i> -indol-2-one
52	(3Z)-3-[1 <i>H</i> -benzimidazol-2-yl(4-fluoro-3-methylphenyl)methylidene]-5-[(1-ethylpiperidin-4-yl)amino]-1,3-dihydro-2 <i>H</i> -indol-2-one
53	(3Z)-3-[(3-chloro-4-fluorophenyl)(1 <i>H</i> -imidazol-2-yl)methylidene]-5-[(1-ethylpiperidin-4-yl)amino]-1,3-dihydro-2 <i>H</i> -indol-2-one
54	(3Z)-3-[(3,4-difluorophenyl)(1 <i>H</i> -imidazol-2-yl)methylidene]-5-[(1-ethylpiperidin-4-yl)amino]-1,3-dihydro-2 <i>H</i> -indol-2-one
55	(3Z)-3-[(5-chloro-1 <i>H</i> -benzimidazol-2-yl)(phenyl)methylidene]-5-[(1-ethylpiperidin-4-yl)amino]-1,3-dihydro-2 <i>H</i> -indol-2-one
56	(3Z)-3-[(5-chloro-1 <i>H</i> -benzimidazol-2-yl)(3,5-difluorophenyl)methylidene]-5-[(1-ethylpiperidin-4-yl)amino]-1,3-dihydro-2 <i>H</i> -indol-2-one
57	(3Z)-5-[(1-ethylpiperidin-4-yl)amino]-3-[(3-fluoro-4-methylphenyl)(1 <i>H</i> -imidazol-2-yl)methylidene]-1,3-dihydro-2 <i>H</i> -indol-2-one

(continued)

Table 7	
Entry	Name
58	(3Z)-5-[(1-ethylpiperidin-4-yl)amino]-3-[(4-fluorophenyl)(1 <i>H</i> -imidazol-2-yl)methylidene]-1,3-dihydro-2 <i>H</i> -indol-2-one
59	(3Z)-5-[(1-ethylpiperidin-4-yl)amino]-3-[1 <i>H</i> -imidazol-2-yl(4-propylphenyl)methylidene]-1,3-dihydro-2 <i>H</i> -indol-2-one
60	(3Z)-5-[(1-ethylpiperidin-4-yl)amino]-3-{1 <i>H</i> -imidazol-2-yl[4-(trifluoromethyl)phenyl]methylidene}-1,3-dihydro-2 <i>H</i> -indol-2-one
61	(3 <i>E</i>)-3-[(3,5-difluorophenyl)(5-fluoro-1 <i>H</i> -benzimidazol-2-yl)methylidene]-5-[(1-ethylpiperidin-4-yl)amino]-1,3-dihydro-2 <i>H</i> -indol-2-one
62	(3Z)-3-[(3,5-difluorophenyl)(5-fluoro-1 <i>H</i> -benzimidazol-2-yl)methylidene]-5-[(1-ethylpiperidin-4-yl)amino]-1,3-dihydro-2 <i>H</i> -indol-2-one
63	(3Z)-3-[(3-fluoro-4-methylphenyl)(1 <i>H</i> -imidazol-2-yl)methylidene]-5-({1-[2-(methyloxy)ethyl]piperidin-4-yl}amino)-1,3-dihydro-2 <i>H</i> -indol-2-one
64	(3Z)-5-[(1-ethylpiperidin-4-yl)amino]-3-[(4-methyl-1 <i>H</i> -imidazol-2-yl)(4-methylphenyl)methylidene]-1,3-dihydro-2 <i>H</i> -indol-2-one
65	(3Z)-5-[(1-ethylpiperidin-4-yl)amino]-3-[[3-fluoro-4-(trifluoromethyl)phenyl](1 <i>H</i> -imidazol-2-yl)methylidene]-1,3-dihydro-2 <i>H</i> -indol-2-one
66	(3Z)-3-[(4-chlorophenyl)(1 <i>H</i> -imidazol-2-yl)methylidene]-5-[(1-ethylpiperidin-4-yl)amino]-1,3-dihydro-2 <i>H</i> -indol-2-one
67	(3Z)-5-[(1-ethylpiperidin-4-yl)amino]-3-[(3-fluoro-4-methylphenyl)(4-methyl-1 <i>H</i> -imidazol-2-yl)methylidene]-1,3-dihydro-2 <i>H</i> -indol-2-one
68	(3Z)-5-[(1-ethylpiperidin-4-yl)amino]-3-{1 <i>H</i> -imidazol-2-yl[6-(trifluoromethyl)pyridin-3-yl]methylidene}-1,3-dihydro-2 <i>H</i> -indol-2-one
69	(3Z)-3-[1 <i>H</i> -imidazol-2-yl(4-methylphenyl)methylidene]-5-({1-[2-(methyloxy)ethyl]piperidin-4-yl}amino)-1,3-dihydro-2 <i>H</i> -indol-2-one
70	(3Z)-3-[(3-fluorophenyl)(4-methyl-1 <i>H</i> -imidazol-2-yl)methylidene]-5-({1-[2-(methyloxy)ethyl]piperidin-4-yl}amino)-1,3-dihydro-2 <i>H</i> -indol-2-one
71	(3Z)-3-{1 <i>H</i> -imidazol-2-yl[4-(trifluoromethyl)phenyl]methylidene}-5-({1-[2-(methyloxy)ethyl]piperidin-4-yl}amino)-1,3-dihydro-2 <i>H</i> -indol-2-one
72	(3Z)-3-[(5-chloro-1 <i>H</i> -benzimidazol-2-yl)(phenyl)methylidene]-5-({1-[2-(methyloxy)ethyl]piperidin-4-yl}amino)-1,3-dihydro-2 <i>H</i> -indol-2-one
73	(3Z)-3-[(3,5-difluorophenyl)(1 <i>H</i> -imidazol-2-yl)methylidene]-5-[(1-ethylpiperidin-4-yl)amino]-1,3-dihydro-2 <i>H</i> -indol-2-one
74	(3Z)-3-[(3,5-difluorophenyl)(4-methyl-1 <i>H</i> -imidazol-2-yl)methylidene]-5-[(1-ethylpiperidin-4-yl)amino]-1,3-dihydro-2 <i>H</i> -indol-2-one
75	(3Z)-3-[(3,5-difluorophenyl)(1 <i>H</i> -imidazol-2-yl)methylidene]-5-({1-[2-(methyloxy)ethyl]piperidin-4-yl}amino)-1,3-dihydro-2 <i>H</i> -indol-2-one
76	(3Z)-3-[(3,5-difluorophenyl)(4-methyl-1 <i>H</i> -imidazol-2-yl)methylidene]-5-({1-[2-(methyloxy)ethyl]piperidin-4-yl}amino)-1,3-dihydro-2 <i>H</i> -indol-2-one
77	(3Z)-3-[(4-methyl-1 <i>H</i> -imidazol-2-yl)(4-methylphenyl)methylidene]-5-({1-[2-(methyloxy)ethyl]piperidin-4-yl}amino)-1,3-dihydro-2 <i>H</i> -indol-2-one
78	(3Z)-3-[(4-fluorophenyl)(1 <i>H</i> -imidazol-2-yl)methylidene]-5-({1-[2-(methyloxy)ethyl]piperidin-4-yl}amino)-1,3-dihydro-2 <i>H</i> -indol-2-one

(continued)

Table 7	
Entry	Name
79	(3Z)-3-[(3,4-difluorophenyl)(1 <i>H</i> -imidazol-2-yl)methylidene]-5-({1-[2-(methyloxy)ethyl]piperidin-4-yl}amino)-1,3-dihydro-2 <i>H</i> -indol-2-one
80	(3Z)-3-[(3-chloro-4-fluorophenyl)(1 <i>H</i> -imidazol-2-yl)methylidene]-5-({1-[2-(methyloxy)ethyl]piperidin-4-yl}amino)-1,3-dihydro-2 <i>H</i> -indol-2-one
81	(3Z)-3-[(3-fluorophenyl)(1 <i>H</i> -imidazol-2-yl)methylidene]-5-(piperidin-4-ylamino)-1,3-dihydro-2 <i>H</i> -indol-2-one
82	(3Z)-3-[(3-fluorophenyl)(1 <i>H</i> -imidazol-2-yl)methylidene]-5-[[1-(2-piperidin-1-ylethyl)piperidin-4-yl]amino]-1,3-dihydro-2 <i>H</i> -indol-2-one
83	(3Z)-3-[(3-fluorophenyl)(1 <i>H</i> -imidazol-2-yl)methylidene]-5-[[1-(2-morpholin-4-ylethyl)piperidin-4-yl]amino]-1,3-dihydro-2 <i>H</i> -indol-2-one
84	(3Z)-5-({1-[2-(diethylamino)ethyl]piperidin-4-yl}amino)-3-[(3-fluorophenyl)(1 <i>H</i> -imidazol-2-yl)methylidene]-1,3-dihydro-2 <i>H</i> -indol-2-one
85	(3Z)-3-[(3-fluorophenyl)(1 <i>H</i> -imidazol-2-yl)methylidene]-5-[[1-(2-pyrrolidin-1-ylethyl)piperidin-4-yl]amino]-1,3-dihydro-2 <i>H</i> -indol-2-one
86	(3Z)-3-[1 <i>H</i> -imidazol-2-yl(4-methylphenyl)methylidene]-5-[(1-methylpiperidin-4-yl)amino]-1,3-dihydro-2 <i>H</i> -indol-2-one
87	(3Z)-3-[(3-fluorophenyl)(1 <i>H</i> -1,2,4-triazol-5-yl)methylidene]-5-({1-[2-(methyloxy)ethyl]piperidin-4-yl}amino)-1,3-dihydro-2 <i>H</i> -indol-2-one
88	ethyl 2-[(Z)-(3-fluorophenyl)[5-({1-[2-(methyloxy)ethyl]piperidin-4-yl}amino)-2-oxo-1,2-dihydro-3 <i>H</i> -indol-3-ylidene]methyl]-4-methyl-1 <i>H</i> -imidazole-5-carboxylate
89	(3Z)-3-[1 <i>H</i> -imidazol-2-yl(phenyl)methylidene]-5-({1-[2-(methyloxy)ethyl]piperidin-4-yl}amino)-1,3-dihydro-2 <i>H</i> -indol-2-one
90	(3Z)-3-[1 <i>H</i> -imidazol-2-yl[4-(methyloxy)phenyl]methylidene]-5-({1-[2-(methyloxy)ethyl]piperidin-4-yl}amino)-1,3-dihydro-2 <i>H</i> -indol-2-one
91	(3Z)-3-[(4-chlorophenyl)(1 <i>H</i> -imidazol-2-yl)methylidene]-5-({1-[2-(methyloxy)ethyl]piperidin-4-yl}amino)-1,3-dihydro-2 <i>H</i> -indol-2-one
92	(3Z)-3-[[3-fluoro-4-(trifluoromethyl)phenyl](1 <i>H</i> -imidazol-2-yl)methylidene]-5-({1-[2-(methyloxy)ethyl]piperidin-4-yl}amino)-1,3-dihydro-2 <i>H</i> -indol-2-one
93	(3Z)-3-[(3-fluorophenyl)(1 <i>H</i> -imidazol-2-yl)methylidene]-5-[[1-(methylsulfonyl)piperidin-4-yl]amino]-1,3-dihydro-2 <i>H</i> -indol-2-one
94	(3Z)-3-[1 <i>H</i> -imidazol-2-yl(4-propylphenyl)methylidene]-5-({1-[2-(methyloxy)ethyl]piperidin-4-yl}amino)-1,3-dihydro-2 <i>H</i> -indol-2-one
95	(3Z)-5-[(1-ethylpiperidin-4-yl)amino]-3-[(3-fluorophenyl)(4-phenyl-1 <i>H</i> -imidazol-2-yl)methylidene]-1,3-dihydro-2 <i>H</i> -indol-2-one
96	(3Z)-3-[(3-fluorophenyl)(4-phenyl-1 <i>H</i> -imidazol-2-yl)methylidene]-5-({1-[2-(methyloxy)ethyl]piperidin-4-yl}amino)-1,3-dihydro-2 <i>H</i> -indol-2-one
97	(3Z)-3-[(3-fluoro-4-methylphenyl)(4-methyl-1 <i>H</i> -imidazol-2-yl)methylidene]-5-({1-[2-(methyloxy)ethyl]piperidin-4-yl}amino)-1,3-dihydro-2 <i>H</i> -indol-2-one
98	(3Z)-3-[1 <i>H</i> -imidazol-2-yl[6-(trifluoromethyl)pyridin-3-yl]methylidene]-5-({1-[2-(methyloxy)ethyl]piperidin-4-yl}amino)-1,3-dihydro-2 <i>H</i> -indol-2-one
99	(3Z)-5-[(1-ethylpiperidin-4-yl)amino]-3-[(3-fluorophenyl)(1 <i>H</i> -1,2,4-triazol-5-yl)methylidene]-1,3-dihydro-2 <i>H</i> -indol-2-one

(continued)

Table 7	
Entry	Name
100	(3Z)-5-[(1-ethylpiperidin-4-yl)amino]-3-[[2-fluoro-4-(trifluoromethyl)phenyl](1 <i>H</i> -imidazol-2-yl)methylidene]-1,3-dihydro-2 <i>H</i> -indol-2-one
101	(3Z)-5-[(1-ethylpiperidin-4-yl)amino]-3-[(4-methyl-1 <i>H</i> -imidazol-2-yl)[4-(trifluoromethyl)phenyl]methylidene]-1,3-dihydro-2 <i>H</i> -indol-2-one
102	(3Z)-3-[(4-chlorophenyl)(4-methyl-1 <i>H</i> -imidazol-2-yl)methylidene]-5-[(1-ethylpiperidin-4-yl)amino]-1,3-dihydro-2 <i>H</i> -indol-2-one
103	(3Z)-5-[(1-ethylpiperidin-4-yl)amino]-3-[[3-fluoro-4-(trifluoromethyl)phenyl](4-methyl-1 <i>H</i> -imidazol-2-yl)methylidene]-1,3-dihydro-2 <i>H</i> -indol-2-one
104	(3Z)-3-[(3,4-difluorophenyl)(4-methyl-1 <i>H</i> -imidazol-2-yl)methylidene]-5-[(1-ethylpiperidin-4-yl)amino]-1,3-dihydro-2 <i>H</i> -indol-2-one
105	(3Z)-3-[(3-chloro-4-fluorophenyl)(4-methyl-1 <i>H</i> -imidazol-2-yl)methylidene]-5-[(1-ethylpiperidin-4-yl)amino]-1,3-dihydro-2 <i>H</i> -indol-2-one
106	(3Z)-5-[(1-ethylpiperidin-4-yl)amino]-3-[(4-fluorophenyl)(4-methyl-1 <i>H</i> -imidazol-2-yl)methylidene]-1,3-dihydro-2 <i>H</i> -indol-2-one
107	(3Z)-5-[(1-ethylpiperidin-4-yl)amino]-3-[(2-fluorophenyl)(1 <i>H</i> -imidazol-2-yl)methylidene]-1,3-dihydro-2 <i>H</i> -indol-2-one
108	(3Z)-5-[(1-ethylpiperidin-4-yl)amino]-3-[[2-fluoro-4-(trifluoromethyl)phenyl](4-methyl-1 <i>H</i> -imidazol-2-yl)methylidene]-1,3-dihydro-2 <i>H</i> -indol-2-one
109	(3Z)-3-[(2,3-difluorophenyl)(1 <i>H</i> -imidazol-2-yl)methylidene]-5-[(1-ethylpiperidin-4-yl)amino]-1,3-dihydro-2 <i>H</i> -indol-2-one
110	(3Z)-3-[(2,3-difluorophenyl)(4-methyl-1 <i>H</i> -imidazol-2-yl)methylidene]-5-[(1-ethylpiperidin-4-yl)amino]-1,3-dihydro-2 <i>H</i> -indol-2-one
111	(3Z)-3-[(2,4-difluorophenyl)(4-methyl-1 <i>H</i> -imidazol-2-yl)methylidene]-5-[(1-ethylpiperidin-4-yl)amino]-1,3-dihydro-2 <i>H</i> -indol-2-one
112	(3Z)-3-[(2,4-difluorophenyl)(1 <i>H</i> -imidazol-2-yl)methylidene]-5-[(1-ethylpiperidin-4-yl)amino]-1,3-dihydro-2 <i>H</i> -indol-2-one
113	(3Z)-3-[(2-fluorophenyl)(4-methyl-1 <i>H</i> -imidazol-2-yl)methylidene]-5-[(1-ethylpiperidin-4-yl)amino]-1,3-dihydro-2 <i>H</i> -indol-2-one
114	(3Z)-3-[(3-trifluoromethylphenyl)(1 <i>H</i> -imidazol-2-yl)methylidene]-5-[(1-ethylpiperidin-4-yl)amino]-1,3-dihydro-2 <i>H</i> -indol-2-one
115	(3Z)-3-[(3-trifluoromethylphenyl)(4-methyl-1 <i>H</i> -imidazol-2-yl)methylidene]-5-[(1-ethylpiperidin-4-yl)amino]-1,3-dihydro-2 <i>H</i> -indol-2-one
116	(3Z)-3-[(2,4-dichloro-5-fluorophenyl)(1 <i>H</i> -imidazol-2-yl)methylidene]-5-[(1-ethylpiperidin-4-yl)amino]-1,3-dihydro-2 <i>H</i> -indol-2-one
117	(3Z)-3-[(2,4-dichloro-5-fluorophenyl)(4-methyl-1 <i>H</i> -imidazol-2-yl)methylidene]-5-[(1-ethylpiperidin-4-yl)amino]-1,3-dihydro-2 <i>H</i> -indol-2-one
118	(3Z)-3-[(4-chloro-2-fluorophenyl)(4-methyl-1 <i>H</i> -imidazol-2-yl)methylidene]-5-[(1-ethylpiperidin-4-yl)amino]-1,3-dihydro-2 <i>H</i> -indol-2-one

Table 8. c-KIT Inhibitors

[0225] The Compounds in Table 8 can be prepared as pharmaceutically acceptable salts, solvates, hydrates, and/or isomers thereof. All such salt, solvate, hydrate, and isomer combinations of the Compounds in Table 8 can be used.

Table 8		
Entry	Name	
5	1	<i>N</i> -[5-chloro-2-(methyloxy)phenyl]-2-[[3-(1 <i>H</i> -tetrazol-1-yl)phenyl]oxy]acetamide
	2	<i>N</i> -phenyl-2-[[3-(1 <i>H</i> -tetrazol-1-yl)phenyl]oxy]acetamide
	3	<i>N</i> -(2-methylphenyl)-2-[[3-(1 <i>H</i> -tetrazol-1-yl)phenyl]oxy]acetamide
10	4	<i>N</i> -(2-chlorophenyl)-2-[[3-(1 <i>H</i> -tetrazol-1-yl)phenyl]oxy]acetamide
	5	<i>N</i> -[4-chloro-3-(trifluoromethyl)phenyl]-2-[[3-(1 <i>H</i> -tetrazol-1-yl)phenyl]oxy]acetamide
	6	ethyl 2-[[[3-(1 <i>H</i> -tetrazol-1-yl)phenyl]oxy]acetyl]amino]-4,5,6,7-tetrahydro-1-benzothiophene-3-carboxylate
15	7	<i>N</i> -(3-chloro-2-methylphenyl)-2-[[3-(1 <i>H</i> -tetrazol-1-yl)phenyl]oxy]acetamide
	8	<i>N</i> -(3-fluorophenyl)-2-[[3-(1 <i>H</i> -tetrazol-1-yl)phenyl]oxy]acetamide
	9	<i>N</i> -[4-chloro-3-(trifluoromethyl)phenyl]-2-[[3-(2 <i>H</i> -tetrazol-5-yl)phenyl]oxy]acetamide
20	10	<i>N</i> -(4-chloro-2-fluorophenyl)-2-[[3-(1 <i>H</i> -tetrazol-1-yl)phenyl]oxy]acetamide
	11	<i>N</i> -(4-bromo-3-methylphenyl)-2-[[3-(1 <i>H</i> -tetrazol-1-yl)phenyl]oxy]acetamide
	12	<i>N</i> -(4-morpholin-4-ylphenyl)-2-[[3-(1 <i>H</i> -tetrazol-1-yl)phenyl]oxy]acetamide
	13	<i>N</i> -[4-fluoro-3-(trifluoromethyl)phenyl]-2-[[3-(1 <i>H</i> -tetrazol-1-yl)phenyl]oxy]acetamide
25	14	<i>N</i> -[4-bromo-3-(trifluoromethyl)phenyl]-2-[[3-(1 <i>H</i> -tetrazol-1-yl)phenyl]oxy]acetamide
	15	<i>N</i> -[4-chloro-3-(trifluoromethyl)phenyl]-2-[[4-(1 <i>H</i> -tetrazol-1-yl)phenyl]oxy]acetamide
	16	<i>N</i> -[4-chloro-3-(trifluoromethyl)phenyl]-2-[[3-(1 <i>H</i> -tetrazol-1-yl)phenyl]oxy]propanamide
30	17	<i>N</i> -[4-chloro-3-(trifluoromethyl)phenyl]-2-[[3-(5-methyl-1 <i>H</i> -tetrazol-1-yl)phenyl]oxy]acetamide
	18	<i>N</i> -[4-chloro-3-(trifluoromethyl)phenyl]-2-[[2-methyl-5-(1 <i>H</i> -tetrazol-1-yl)phenyl]oxy]acetamide
	19	<i>N</i> -(4-chlorophenyl)- <i>N</i> -methyl-2-[[3-(1 <i>H</i> -tetrazol-1-yl)phenyl]oxy]acetamide
	20	<i>N</i> -[4-chloro-2-(trifluoromethyl)phenyl]-2-[[3-(1 <i>H</i> -tetrazol-1-yl)phenyl]oxy]acetamide
35	21	<i>N</i> -[4-chloro-3-(trifluoromethyl)phenyl]-2-[[3-(2,5-dioxopyrrolidin-1-yl)phenyl]oxy]acetamide
	22	(2 <i>E</i>)- <i>N</i> -[4-chloro-3-(trifluoromethyl)phenyl]-3-[3-(1 <i>H</i> -tetrazol-1-yl)phenyl]prop-2-enamide
	23	<i>N</i> -[4-fluoro-3-(trifluoromethyl)phenyl]-2-[[4-(1 <i>H</i> -tetrazol-1-yl)phenyl]oxy]acetamide
40	24	<i>N</i> -[4-chloro-3-(trifluoromethyl)phenyl]-2-[[3-(2-methyl-2 <i>H</i> -tetrazol-5-yl)phenyl]oxy]acetamide
	25	<i>N</i> -[4-chloro-3-(trifluoromethyl)phenyl]-2-[[2,4-dichloro-5-(1 <i>H</i> -tetrazol-1-yl)phenyl]oxy]acetamide
	26	<i>N</i> -[4-chloro-3-(trifluoromethyl)phenyl]-2-[[3-(1 <i>H</i> -tetrazol-1-yl)phenyl]thio]acetamide
	27	<i>N</i> -[4-chloro-3-(trifluoromethyl)phenyl]- <i>N</i> -2-[[3-(1 <i>H</i> -tetrazol-1-yl)phenyl]glycinamide
45	28	<i>N</i> -[4-chloro-3-(trifluoromethyl)phenyl]-2-[[2-(1 <i>H</i> -tetrazol-1-yl)phenyl]oxy]acetamide
	29	methyl 1-[3-[(2-[[4-chloro-3-(trifluoromethyl)phenyl]amino]-2-oxoethyl)oxy]phenyl]-1 <i>H</i> -1,2,3-triazole-4-carboxylate
50	30	1,1-dimethylethyl{4-[[[3-(1 <i>H</i> -tetrazol-1-yl)phenyl]oxy]acetyl]amino}phenyl}carbamate
	31	1,1-dimethylethyl{4-[[[4-(1 <i>H</i> -tetrazol-1-yl)phenyl]oxy]acetyl]amino}phenyl}carbamate
	32	<i>N</i> -[4-[(1-ethylpiperidin-4-yl)amino]phenyl]-2-[[3-(1 <i>H</i> -tetrazol-1-yl)phenyl]oxy]acetamide
	33	<i>N</i> -[4-[(1-ethylpiperidin-3-yl)amino]phenyl]-2-[[3-(1 <i>H</i> -tetrazol-1-yl)phenyl]oxy]acetamide
55	34	<i>N</i> -(4-aminophenyl)-2-[[4-(1 <i>H</i> -tetrazol-1-yl)phenyl]oxy]acetamide
	35	<i>N</i> -[4-[(1-ethylpiperidin-4-yl)amino]phenyl]-2-[[4-(1 <i>H</i> -tetrazol-1-yl)phenyl]oxy]acetamide
	36	<i>N</i> -[4-[(1-ethylpiperidin-3-yl)amino]phenyl]-2-[[4-(1 <i>H</i> -tetrazol-1-yl)phenyl]oxy]acetamide

(continued)

Table 8	
Entry	Name
37	<i>N</i> -[4-chloro-3-(trifluoromethyl)phenyl]-2-[(3-pyridin-4-ylphenyl)oxy]acetamide
38	<i>N</i> -[4-chloro-3-(trifluoromethyl)phenyl]- <i>N</i> -2~-methyl- <i>N</i> -2~-[3-(1 <i>H</i> -tetrazol-1-yl)phenyl]glycinamide
39	<i>N</i> -1,3-benzothiazol-2-yl-2-[[3-(1 <i>H</i> -tetrazol-1-yl)phenyl]oxy]acetamide
40	<i>N</i> -quinolin-8-yl-2-[[3-(1 <i>H</i> -tetrazol-1-yl)phenyl]oxy]acetamide
41	<i>N</i> -(2,3-dihydro-1,4-benzodioxin-6-yl)-2-[[3-(1 <i>H</i> -tetrazol-1-yl)phenyl]oxy]acetamide
42	<i>N</i> -isoquinolin-5-yl-2-[[3-(1 <i>H</i> -tetrazol-1-yl)phenyl]oxy]acetamide
43	<i>N</i> -[3-[(phenylmethyl)oxy]phenyl]-2-[[3-(1 <i>H</i> -tetrazol-1-yl)phenyl]oxy]acetamide
44	<i>N</i> -[5-methyl-2-(methyloxy)phenyl]-2-[[3-(1 <i>H</i> -tetrazol-1-yl)phenyl]oxy]acetamide
45	<i>N</i> -[2,5-bis(methyloxy)phenyl]-2-[[3-(1 <i>H</i> -tetrazol-1-yl)phenyl]oxy]acetamide
46	<i>N</i> -(6-fluoro-1,3-benzothiazol-2-yl)-2-[[3-(1 <i>H</i> -tetrazol-1-yl)phenyl]oxy]acetamide
47	methyl 3-[[[3-(1 <i>H</i> -tetrazol-1-yl)phenyl]oxy]acetyl]amino]benzoate
48	5-chloro-2-[[[3-(1 <i>H</i> -tetrazol-1-yl)phenyl]oxy]acetyl]amino]benzamide
49	<i>N</i> -[5-chloro-2,4-bis(methyloxy)phenyl]-2-[[3-(1 <i>H</i> -tetrazol-1-yl)phenyl]oxy]acetamide
50	<i>N</i> -[2-(phenyloxy)phenyl]-2-[[3-(1 <i>H</i> -tetrazol-1-yl)phenyl]oxy]acetamide
51	<i>N</i> -[3-(aminosulfonyl)phenyl]-2-[[3-(1 <i>H</i> -tetrazol-1-yl)phenyl]oxy]acetamide
52	<i>N</i> -[2-(methyloxy)-5-(trifluoromethyl)phenyl]-2-[[3-(1 <i>H</i> -tetrazol-1-yl)phenyl]oxy]acetamide
53	<i>N</i> -(4-[[[4-methylphenyl]sulfonyl]amino]phenyl)-2-[[3-(1 <i>H</i> -tetrazol-1-yl)phenyl]oxy]acetamide
54	<i>N</i> -(5-phenyl-1 <i>H</i> -pyrazol-3-yl)-2-[[3-(1 <i>H</i> -tetrazol-1-yl)phenyl]oxy]acetamide
55	<i>N</i> -1,3-benzothiazol-2-yl-2-[[4-(1 <i>H</i> -tetrazol-1-yl)phenyl]oxy]acetamide
56	<i>N</i> -quinolin-8-yl-2-[[4-(1 <i>H</i> -tetrazol-1-yl)phenyl]oxy]acetamide
57	1,1-dimethylethyl 2-{3-[(2-[[4-chloro-3-(trifluoromethyl)phenyl]amino]-2-oxoethyl)oxy]phenyl}-1 <i>H</i> -pyrrole-1-carboxylate
58	<i>N</i> -[4-chloro-3-(trifluoromethyl)phenyl]-2-[[3-(1 <i>H</i> -pyrrol-2-yl)phenyl]oxy]acetamide
59	<i>N</i> -[4-chloro-3-(trifluoromethyl)phenyl]-2-[(3-pyrimidin-5-ylphenyl)oxy]acetamide
60	<i>N</i> -[4-chloro-3-(trifluoromethyl)phenyl]-2-[[3-(1 <i>H</i> -1,2,3-triazol-1-yl)phenyl]oxy]acetamide
61	4-chloro- <i>N</i> -(2-[[3-(1 <i>H</i> -tetrazol-1-yl)phenyl]oxy]ethyl)-3-(trifluoromethyl)aniline
62	<i>N</i> -[4-chloro-3-(trifluoromethyl)phenyl]- <i>N</i> -(2-[[3-(1 <i>H</i> -tetrazol-1-yl)phenyl]oxy]ethyl)formamide
63	<i>N</i> -(4-chloro-3-(trifluoromethyl)phenyl)-2-[(3-pyridin-3-ylphenyl)oxy]acetamide
64	<i>N</i> -[4-chloro-3-(trifluoromethyl)phenyl]-2-[(3-furan-3-ylphenyl)oxy]acetamide
65	(2 <i>E</i>)- <i>N</i> -[4-fluoro-3-(trifluoromethyl)phenyl]-3-[3-(1 <i>H</i> -tetrazol-1-yl)phenyl]prop-2-enamide
66	<i>N</i> -[4-fluoro-3-(trifluoromethyl)phenyl]-3-[3-(1 <i>H</i> -tetrazol-1-yl)phenyl]propanamide
67	<i>N</i> -[4-chloro-3-(trifluoromethyl)phenyl]-2-[[6-(1 <i>H</i> -tetrazol-1-yl)pyrimidin-4-yl]oxy]acetamide
68	<i>N</i> -[4-chloro-3-(trifluoromethyl)phenyl]-2-[[3-(3,5-dimethylisoxazol-4-yl)phenyl]oxy]acetamide
69	<i>N</i> -[4-chloro-3-(trifluoromethyl)phenyl]-2-[(3-quinolin-7-ylphenyl)oxy]acetamide
70	<i>N</i> -[4-chloro-3-(trifluoromethyl)phenyl]-2-[(3-furan-2-ylphenyl)oxy]acetamide
71	<i>N</i> -[4-chloro-3-(trifluoromethyl)phenyl]-2-[3-(1 <i>H</i> -tetrazol-1-yl)phenyl]hydrazinecarboxamide
72	<i>N</i> -[4-chloro-3-(trifluoromethyl)phenyl]-2-[(3-dibenzo[b,d]furan-4-ylphenyl)oxy]acetamide

(continued)

Table 8	
Entry	Name
73	<i>N</i> -[4-chloro-3-(trifluoromethyl)phenyl]-2-[(4-pyrimidin-5-ylphenyl)oxy]acetamide
74	<i>N</i> -methyl- <i>N</i> -[4-(methyloxy)phenyl]-2-[[3-(1 <i>H</i> -tetrazol-1-yl)phenyl]oxy]acetamide
75	<i>N</i> -[4-chloro-3-(trifluoromethyl)phenyl]- <i>N'</i> -[[3-(1 <i>H</i> -tetrazol-1-yl)phenyl]methyl]urea
76	<i>N</i> -[4-chloro-3-(trifluoromethyl)phenyl]- <i>N</i> -methyl-2-[[3-(1 <i>H</i> -tetrazol-1-yl)phenyl]oxy]acetamide
77	<i>N</i> -[4-fluoro-3-(trifluoromethyl)phenyl]- <i>N</i> -2~-[3-(1 <i>H</i> -tetrazol-1-yl)phenyl]glycinamide
78	<i>N</i> -[4-fluoro-3-(trifluoromethyl)phenyl]-2-[[3-(pyridin-2-ylamino)phenyl]oxy]acetamide
79	<i>N</i> -(2-fluoro-5-(trifluoromethyl)phenyl)-2-[3-(1 <i>H</i> -tetrazol-1-yl)phenyl]hydrazinecarboxamide
80	<i>N</i> -(4-chloro-3-(trifluoromethyl)phenyl)-2-[(4-pyridin-3-ylphenyl)oxy]acetamide
81	<i>N</i> -[4-chloro-3-(trifluoromethyl)phenyl]- <i>N'</i> -[(3-pyrimidin-5-ylphenyl)methyl]urea
82	<i>N</i> -[4-chloro-3-(trifluoromethyl)phenyl]- <i>N'</i> -[(4-pyrimidin-5-ylphenyl)methyl]urea
83	<i>N</i> -[4-chloro-3-(trifluoromethyl)phenyl]- <i>N'</i> -[(4-pyridin-3-ylphenyl)methyl]urea
84	[3-(1 <i>H</i> -tetrazol-1-yl)phenyl]methyl [4-chloro-3-(trifluoromethyl)phenyl]carbamate
85	<i>N</i> -[4-fluoro-3-(trifluoromethyl)phenyl]-2-[(4-pyrimidin-5-ylphenyl)oxy]acetamide
86	<i>N</i> -2~-[4-chloro-3-(trifluoromethyl)phenyl]- <i>N</i> -[3-(1 <i>H</i> -tetrazol-1-yl)phenyl]glycinamide
87	2-[[4-chloro-3-(trifluoromethyl)phenyl]oxy]- <i>N</i> -[3-(1 <i>H</i> -tetrazol-1-yl)phenyl]acetamide
88	<i>N</i> -[4-chloro-3-(trifluoromethyl)phenyl]-2-[[3-methyl-4-(1 <i>H</i> -tetrazol-1-yl)phenyl]oxy]acetamide
89	<i>N</i> -[4-chloro-3-(trifluoromethyl)phenyl]-2-[[4-(1 <i>H</i> -1,2,3-triazol-1-yl)phenyl]oxy]acetamide
90	<i>N</i> -[4-chloro-3-(trifluoromethyl)phenyl]-2-[[3-fluoro-4-(1 <i>H</i> -tetrazol-1-yl)phenyl]oxy]acetamide
91	<i>N</i> -[4-chloro-3-(trifluoromethyl)phenyl]-2-[[2-fluoro-4-(1 <i>H</i> -tetrazol-1-yl)phenyl]oxy]acetamide
92	<i>N</i> -{[4-chloro-3-(trifluoromethyl)phenyl]amino}carbonyl)-3-(1 <i>H</i> -tetrazol-1-yl)benzenesulfonamide
93	<i>N</i> -{[4-chloro-3-(trifluoromethyl)phenyl]amino}carbonyl)- <i>N</i> -methyl-3-(1 <i>H</i> -tetrazol-1-yl)benzenesulfonamide
94	<i>N</i> -[4-fluoro-3-(trifluoromethyl)phenyl]-2-[(4-pyridin-3-ylphenyl)oxy]acetamide
95	2-({4-[2,4-bis(methyloxy)pyrimidin-5-yl]phenyl}oxy)- <i>N</i> -[4-fluoro-3-(trifluoromethyl)phenyl]acetamide
96	2-({4-[2,4-bis(methyloxy)pyrimidin-5-yl]phenyl}oxy)- <i>N</i> -[4-chloro-3-(trifluoromethyl)phenyl]acetamide
97	<i>N</i> -[4-chloro-3-(trifluoromethyl)phenyl]-2-[(4-pyridin-4-ylphenyl)oxy]acetamide
98	<i>N</i> -[4-chloro-3-(trifluoromethyl)phenyl]- <i>N</i> -2~-[3-(methyloxy)-4-(1 <i>H</i> -tetrazol-1-yl)phenyl]glycinamide
99	<i>N</i> -[4-chloro-3-(trifluoromethyl)phenyl]- <i>N</i> -2~-[4-(methyloxy)-3-(1 <i>H</i> -tetrazol-1-yl)phenyl]glycinamide
100	<i>N</i> -[4-chloro-3-(trifluoromethyl)phenyl]- <i>N</i> -2~-[4-(1 <i>H</i> -tetrazol-1-yl)phenyl]glycinamide
101	<i>N</i> -[4-chloro-3-(trifluoromethyl)phenyl]-2-(2,3,5,6-tetrafluoro-4-pyrimidin-5-ylphenyl)hydrazinecarboxamide
102	<i>N</i> -[4-chloro-3-(trifluoromethyl)phenyl]- <i>N'</i> -{[4-(1 <i>H</i> -tetrazol-1-yl)phenyl]methyl} urea
103	<i>N</i> -[4-chloro-3-(trifluoromethyl)phenyl]-2-(4-pyrimidin-5-ylphenyl)hydrazinecarboxamide
104	<i>N</i> -(4-chloro-3-(trifluoromethyl)phenyl)- <i>N'</i> -[(3-pyridin-3-ylphenyl)methyl]urea
105	<i>N</i> -[4-chloro-3-(trifluoromethyl)phenyl]-2-methyl-2-[[3-(1 <i>H</i> -tetrazol-1-yl)phenyl]oxyl]propanamide
106	<i>N</i> -[4-chloro-3-(trifluoromethyl)phenyl]-2-[[4-(1 <i>H</i> -tetrazol-1-yl)phenyl]oxy]propanamide
107	<i>N</i> -{[4-[2,4-bis(methyloxy)pyrimidin-5-yl]phenyl]methyl}- <i>N'</i> -[4-chloro-3-(trifluoromethyl)phenyl]urea
108	<i>N</i> -[4-chloro-3-(trifluoromethyl)phenyl]- <i>N'</i> -{[3-(2-(methyloxy)pyrimidin-5-yl)phenyl]methyl}urea
109	<i>N</i> -[4-chloro-3-(trifluoromethyl)phenyl]- <i>N'</i> -{[3-[6-(methyloxy)pyridin-3-yl]phenyl]methyl}urea

(continued)

Table 8	
Entry	Name
110	<i>N</i> -[4-chloro-3-(trifluoromethyl)phenyl]- <i>N'</i> -([4-[2-(methyloxy)pyrimidin-5-yl]phenyl]methyl)urea
111	<i>N</i> -[4-chloro-3-(trifluoromethyl)phenyl]- <i>N'</i> -([4-[6-(methyloxy)pyridin-3-yl]phenyl]methyl)urea
112	1,1-dimethylethyl 2-{4-[(2-[[4-chloro-3-(trifluoromethyl)phenyl]amino]-2-oxoethyl)oxy]phenyl}-1 <i>H</i> -indole-1-carboxylate
113	<i>N</i> -([4-chloro-3-(trifluoromethyl)phenyl]amino)carbonyl-4-(1 <i>H</i> -tetrazol-1-yl)benzenesulfonamide
114	<i>N</i> -[4-chloro-3-(trifluoromethyl)phenyl]- <i>N</i> -2-[3-(2 <i>H</i> -tetrazol-5-yl)phenyl]glycinamide
115	<i>N</i> -[4-chloro-3-(trifluoromethyl)phenyl]-2-[[2,6-difluoro-4-(1 <i>H</i> -tetrazol-1-yl)phenyl]oxy]acetamide
116	(3-pyridin-3-ylphenyl)methyl [4-chloro-3-(trifluoromethyl)phenyl]carbamate
117	(3-pyrimidin-5-ylphenyl)methyl [4-chloro-3-(trifluoromethyl)phenyl]carbamate
118	(3-pyridin-4-ylphenyl)methyl [4-chloro-3-(trifluoromethyl)phenyl]carbamate
119	<i>N</i> -[4-chloro-3-(trifluoromethyl)phenyl]-2-[4-(1 <i>H</i> -tetrazol-1-yl)phenyl]hydrazinecarboxamide
120	<i>N</i> -[4-chloro-3-(trifluoromethyl)phenyl]-2-(4-pyridin-3-ylphenyl)hydrazinecarboxamide
121	(4-pyridin-3-ylphenyl)methyl [4-chloro-3-(trifluoromethyl)phenyl]carbamate
122	(4-pyridin-4-ylphenyl)methyl [4-chloro-3-(trifluoromethyl)phenyl]carbamate
123	(4-pyrimidin-5-ylphenyl)methyl [4-chloro-3-(trifluoromethyl)phenyl]carbamate
124	<i>N</i> -[4-chloro-3-(trifluoromethyl)phenyl]- <i>N'</i> -[(4-pyridin-4-ylphenyl)methyl]urea
125	<i>N</i> -[4-chloro-3-(trifluoromethyl)phenyl]-2-(3-pyridin-3-ylphenyl)hydrazinecarboxamide
126	<i>N</i> -[4-chloro-3-(trifluoromethyl)phenyl]-2-(3-pyrimidin-5-ylphenyl)hydrazinecarboxamide
127	<i>N</i> -[5-chloro-2,4-bis(methyloxy)phenyl]- <i>N'</i> -[(4-pyrimidin-5-ylphenyl)methyl]urea
128	<i>N</i> -[5-chloro-2,4-bis(methyloxy)phenyl]- <i>N'</i> -[(4-pyridin-3-ylphenyl)methyl]urea
129	(4-pyrimidin-5-ylphenyl)methyl [5-chloro-2,4-bis(methyloxy)phenyl]carbamate
130	(4-pyridin-3-ylphenyl)methyl [5-chloro-2,4-bis(methyloxy)phenyl]carbamate
131	1-(4-pyridin-3-ylphenyl)ethyl [4-chloro-3-(trifluoromethyl)phenyl]carbamate
132	1-(4-pyrimidin-5-ylphenyl)ethyl [4-chloro-3-(trifluoromethyl)phenyl]carbamate
133	<i>N</i> -[5-chloro-2,4-bis(methyloxy)phenyl]- <i>N'</i> -[(3-pyridin-3-ylphenyl)methyl]urea
134	<i>N</i> -[5-chloro-2,4-bis(methyloxy)phenyl]- <i>N'</i> -[(3-pyrimidin-5-ylphenyl)methyl]urea
135	(3-pyridin-3-ylphenyl)methyl [5-chloro-2,4-bis(methyloxy)phenyl]carbamate
136	(3-pyrimidin-5-ylphenyl)methyl [5-chloro-2,4-bis(methyloxy)phenyl]carbamate
137	<i>N</i> -[4-chloro-3-(trifluoromethyl)phenyl]-2-methyl-2-(3-pyrimidin-5-ylphenyl)hydrazinecarboxamide
138	<i>N</i> -[4-fluoro-3-(trifluoromethyl)phenyl]- <i>N'</i> -[(4-pyridin-3-ylphenyl)methyl]urea
139	<i>N</i> -[[3-(6-aminopyridin-3-yl)phenyl]methyl]- <i>N'</i> -[4-chloro-3-(trifluoromethyl)phenyl]urea
140	<i>N</i> -[[4-(6-aminopyridin-3-yl)phenyl]methyl]- <i>N'</i> -[4-chloro-3-(trifluoromethyl)phenyl]urea
141	<i>N</i> -[[3-(2-aminopyrimidin-5-yl)phenyl]methyl]- <i>N'</i> -[4-chloro-3-(trifluoromethyl)phenyl]urea
142	<i>N</i> -[[4-(2-aminopyrimidin-5-yl)phenyl]methyl]- <i>N'</i> -[4-chloro-3-(trifluoromethyl)phenyl]urea
143	<i>N</i> -[4-chloro-3-(trifluoromethyl)phenyl]- <i>N'</i> -[1-(4-pyridin-3-ylphenyl)ethyl]urea
144	<i>N</i> -[4-chloro-3-(trifluoromethyl)phenyl]- <i>N'</i> -[1-(4-pyrimidin-5-ylphenyl)ethyl]urea
145	<i>N</i> -[4-chloro-3-(trifluoromethyl)phenyl]-2-[[4-(1 <i>H</i> -indol-2-yl)phenyl]oxy]acetamide

(continued)

Table 8	
Entry	Name
146	<i>N</i> -[4-chloro-3-(trifluoromethyl)phenyl]-2-(isoquinolin-7-yloxy)acetamide
147	<i>N</i> -(4-chloro-3-(trifluoromethyl)phenyl)-2-(4-pyridin-4-ylphenyl)hydrazinecarboxamide
148	<i>N</i> -[4-chloro-3-(trifluoromethyl)phenyl]-2-(3-pyridin-4-ylphenyl)hydrazinecarboxamide
149	<i>N</i> -[4-chloro-3-(trifluoromethyl)phenyl]- <i>N'</i> -[(3-pyridin-4-ylphenyl)methyl]urea
150	<i>N</i> -[4-chloro-3-(trifluoromethyl)phenyl]- <i>N'</i> -[(3-quinoxalin-6-ylphenyl)methyl]urea
151	methyl 3-amino-6-(3-[[[4-chloro-3-(trifluoromethyl)phenyl]amino]carbonyl]amino)methylphenylpyrazine-2-carboxylate
152	<i>N</i> -[4-chloro-3-(trifluoromethyl)phenyl]- <i>N'</i> -[(4-quinoxalin-6-ylphenyl)methyl]urea
153	<i>N</i> -[[3-(2-amino-5-methylpyridin-3-yl)phenyl]methyl]- <i>N'</i> -[4-chloro-3-(trifluoromethyl)phenyl]urea
154	methyl 3-amino-6-(4-[[[4-chloro-3-(trifluoromethyl)phenyl]amino]carbonyl]amino)methylphenylpyrazine-2-carboxylate
155	[3-(1 <i>H</i> -tetrazol-1-yl)phenyl]methyl [3-chloro-4-(methyloxy)phenyl]carbamate
156	<i>N</i> -[3-chloro-4-(methyloxy)phenyl]- <i>N'</i> -[[3-(1 <i>H</i> -tetrazol-1-yl)phenyl]methyl]urea
157	<i>N</i> -[4-chloro-3-(trifluoromethyl)phenyl]-2-[[4-(5-hydroxy-1 <i>H</i> -tetrazol-1-yl)phenyl]oxy]acetamide
158	<i>N</i> -[[3-(2-amino-5-chloropyridin-3-yl)phenyl]methyl]- <i>N'</i> -[4-chloro-3-(trifluoromethyl)phenyl]urea
159	<i>N</i> -[[4-(2-amino-5-chloropyridin-3-yl)phenyl]methyl]- <i>N'</i> -[4-chloro-3-(trifluoromethyl)phenyl]urea
160	<i>N</i> -[[3-(6-chloropyridin-3-yl)phenyl]methyl]- <i>N'</i> -[4-chloro-3-(trifluoromethyl)phenyl]urea
161	<i>N</i> -[[4-(6-chloropyridin-3-yl)phenyl]methyl]- <i>N'</i> -[4-chloro-3-(trifluoromethyl)phenyl]urea
162	<i>N</i> -[4-chloro-3-(trifluoromethyl)phenyl]- <i>N'</i> -[4-(pyrimidin-2-yloxy)phenyl]methyl urea
163	<i>N</i> -{[4-chloro-3-(trifluoromethyl)phenyl]amino}carbonyl-3-(1 <i>H</i> -tetrazol-1-yl)benzamide
164	3-amino-6-(3-[[[4-chloro-3-(trifluoromethyl)phenyl]amino]carbonyl]amino)methylphenyl)- <i>N</i> -[2-(dimethylamino)ethyl]pyrazine-2-carboxamide
165	<i>N</i> -[4-chloro-3-(trifluoromethyl)phenyl]- <i>N'</i> -[3-(6-fluoropyridin-3-yl)phenyl]methyl]urea
166	<i>N</i> -[4-chloro-3-(trifluoromethyl)phenyl]- <i>N'</i> -[3-(2-(methyloxy)pyridin-3-yl)phenyl]methyl]urea
167	<i>N</i> -[4-chloro-3-(trifluoromethyl)phenyl]- <i>N'</i> -[4-(6-fluoropyridin-3-yl)phenyl]methyl]urea
168	<i>N</i> -[4-chloro-3-(trifluoromethyl)phenyl]- <i>N'</i> -[4-(2-(methyloxy)pyridin-3-yl)phenyl]methyl]urea
169	<i>N</i> -[4-chloro-3-(trifluoromethyl)phenyl]- <i>N'</i> -[4-(6-methylpyridin-3-yl)phenyl]methyl]urea
170	<i>N</i> -[[4-(2-amino-5-fluoropyridin-3-yl)phenyl]methyl]- <i>N'</i> -[4-chloro-3-(trifluoromethyl)phenyl]urea
171	<i>N</i> -[4-chloro-3-(trifluoromethyl)phenyl]- <i>N'</i> -[3-(6-methylpyridin-3-yl)phenyl]methyl]urea
172	<i>N</i> -[[4-(2-aminopyridin-3-yl)phenyl]methyl]- <i>N'</i> -[4-chloro-3-(trifluoromethyl)phenyl]urea
173	<i>N</i> -[[3-(2-aminopyridin-3-yl)phenyl]methyl]- <i>N'</i> -[4-chloro-3-(trifluoromethyl)phenyl]urea
174	[3-(6-methylpyridin-3-yl)phenyl]methyl [4-chloro-3-(trifluoromethyl)phenyl]carbamate
175	[3-(2-amino-5-fluoropyridin-3-yl)phenyl]methyl [4-chloro-3-(trifluoromethyl)phenyl]carbamate
176	[3-(2-aminopyridin-3-yl)phenyl]methyl [4-chloro-3-(trifluoromethyl)phenyl]carbamate
177	(3-pyrazin-2-ylphenyl)methyl [4-chloro-3-(trifluoromethyl)phenyl]carbamate
178	<i>N</i> -[4-chloro-3-(trifluoromethyl)phenyl]- <i>N'</i> -[3-(6-(hydroxymethyl)pyridin-3-yl)phenyl]methyl]urea
179	<i>N</i> -[[3-(6-acetylpyridin-3-yl)phenyl]methyl]- <i>N'</i> -[4-chloro-3-(trifluoromethyl)phenyl]urea

(continued)

Table 8	
Entry	Name
180	<i>N</i> -[4-chloro-3-(trifluoromethyl)phenyl]- <i>N'</i> -{(3-(6-cyanopyridin-3-yl)phenyl)methyl}urea
181	1,1-dimethylethyl (3 <i>S</i>)-3-({[3-amino-6-(3-({[4-chloro-3-(trifluoromethyl)phenyl]amino}carbonyl)amino]methyl}phenyl)pyrazi n-2-yl]carbonyl}amino)piperidine-1-carboxylate
182	3-amino-6-(3-({[4-chloro-3-(trifluoromethyl)phenyl]amino}carbonyl)amino]methyl}phenyl)- <i>N</i> -[(3 <i>S</i> -piperidin-3-yl)pyrazine-2-carboxamide
183	1,1-dimethylethyl (3 <i>S</i>)-3-({[3-amino-6-(4-({[4-chloro-3-(trifluoromethyl)phenyl]amino}carbonyl)amino]methyl}phenyl)pyrazi n-2-yl]carbonyl}amino)piperidine-1-carboxylate
184	3-amino-6-(4-({[4-chloro-3-(trifluoromethyl)phenyl]amino}carbonyl)amino]methyl}phenyl)- <i>N</i> -[(3 <i>S</i>)-piperidin-3-yl]pyrazine-2-carboxamide
185	[3-(7 <i>H</i> -pyrrolo[2,3- <i>d</i>]pyrimidin-4-yl)phenyl]methyl [4-chloro-3-(trifluoromethyl)phenyl]carbamate
186	<i>N</i> -[3-(2-amino-5-fluoropyridin-3-yl)phenyl]methyl]- <i>N'</i> -[4-chloro-3-(trifluoromethyl)phenyl]urea
187	[6-(1 <i>H</i> -tetrazol-1-yl)pyridin-2-yl]methyl [4-chloro-3-(trifluoromethyl)phenyl]carbamate
188	[3-(1 <i>H</i> -benzimidazol-2-yl)phenyl]methyl [4-chloro-3-(trifluoromethyl)phenyl]carbamate
189	[3-(6-amino-2-methylpyridin-3-yl)phenyl]methyl [4-chloro-3-(trifluoromethyl)phenyl]carbamate
190	<i>N</i> -[4-chloro-3-(trifluoromethyl)phenyl]- <i>N'</i> -{(3-[5-(methylthio)pyridin-3-yl]phenyl)methyl}urea
191	[4-(6-methylpyridin-3-yl)phenyl]methyl [4-chloro-3-(trifluoromethyl)phenyl]carbamate
192	[4-(2-amino-5-fluoropyridin-3-yl)phenyl]methyl [4-chloro-3-(trifluoromethyl)phenyl]carbamate
193	(4-(2-aminopyridin-3-yl)phenyl)methyl [4-chloro-3-(trifluoromethyl)phenyl]carbamate
194	(4-pyrazin-2-ylphenyl)methyl [4-chloro-3-(trifluoromethyl)phenyl]carbamate
195	[4-(7 <i>H</i> -pyrrolo[2,3- <i>d</i>]pyrimidin-4-yl)phenyl]methyl [4-chloro-3-(trifluoromethyl)phenyl]carbamate
196	[4-(6-amino-2-methylpyridin-3-yl)phenyl]methyl [4-chloro-3-(trifluoromethyl)phenyl]carbamate
197	[3-(1 <i>H</i> -tetrazol-1-yl)phenyl]methyl 1,3-benzothiazol-2-ylcarbamate
198	(3-(1 <i>H</i> -tetrazol-1-yl)phenyl)methyl (5-bromopyridin-2-yl)carbamate
199	(3-pyridin-3-ylphenyl)methyl (3,5-dimethylphenyl)carbamate
200	(3-pyridin-3-ylphenyl)methyl [5-chloro-2-(methyloxy)phenyl]carbamate
201	[4-(1 <i>H</i> -tetrazol-1-yl)phenyl]methyl [4-chloro-3-(trifluoromethyl)phenyl]carbamate
202	(3-pyrimidin-5-ylphenyl)methyl (5-chloro-2-(methyloxy)phenyl)carbamate
203	(4-pyrimidin-5-ylphenyl)methyl (3,4-dimethylphenyl)carbamate
204	(3-pyridin-3-ylphenyl)methyl (3,4-dimethylphenyl)carbamate
205	1,1-dimethylethyl 3-({[3-amino-6-(3-({[4-chloro-3-(trifluoromethyl)phenyl]amino}carbonyl)amino]methyl}phenyl)pyrazi n-2-yl]carbonyl}amino)piperidine-1-carboxylate
206	1,1-dimethylethyl 3-({[3-amino-6-(4-({[4-chloro-3-(trifluoromethyl)phenyl]amino}carbonyl)amino]methyl}phenyl)pyrazi n-2-yl]carbonyl}amino)piperidine-1-carboxylate
207	3-amino-6-(3-({[4-chloro-3-(trifluoromethyl)phenyl]amino}carbonyl)amino]methyl}phenyl)- <i>N</i> -piperidin-3-ylpyrazine-2-carboxamide

(continued)

Table 8	
Entry	Name
208	3-amino-6-(4-(((4-chloro-3-(trifluoromethyl)phenyl)amino)carbonyl)amino)methyl}phenyl)- <i>N</i> -piperidin-3-ylpyrazine-2-carboxamide
209	1,1-dimethylethyl 4-({3-amino-6-(3-(((4-chloro-3-(trifluoromethyl)phenyl)amino)carbonyl)amino)methyl }phenyl)pyrazin-2-yl]carbonyl)piperazine-1-carboxylate
210	1,1-dimethylethyl 4-({3-amino-6-(4-(((4-chloro-3-(trifluoromethyl)phenyl)amino)carbonyl)amino)methyl}phenyl)pyrazin-2-yl]carbonyl)piperazine-1-carboxylate
211	<i>N</i> -({3-[5-amino-6-(piperazin-1-ylcarbonyl)pyrazin-2-yl]phenyl)methyl)- <i>N'</i> -[4-chloro-3-(trifluoromethyl)phenyl]urea
212	<i>N</i> -({4-[5-amino-6-(piperazin-1-ylcarbonyl)pyrazin-2-yl]phenyl)methyl)- <i>N'</i> -[4-chloro-3-(trifluoromethyl)phenyl]urea
213	<i>N</i> -[4-chloro-3-(trifluoromethyl)phenyl]- <i>N'</i> -{3-(1 <i>H</i> -pyrazol-4-yl)phenyl)methyl}urea
214	<i>N</i> -[4-chloro-3-(trifluoromethyl)phenyl]- <i>N'</i> -{4-(1 <i>H</i> -pyrazol-4-yl)phenyl)methyl}urea
215	[3-(2-piperazin-1-ylpyrimidin-5-yl)phenyl)methyl [4-chloro-3-(trifluoromethyl)phenyl]carbamate
216	[4-(2-piperazin-1-ylpyrimidin-5-yl)phenyl)methyl [4-chloro-3-(trifluoromethyl)phenyl]carbamate
217	<i>N</i> -{[3-(2-chloropyridin-3-yl)phenyl)methyl]- <i>N'</i> -[4-chloro-3-(trifluoromethyl)phenyl]urea
218	<i>N</i> -{[4-(2-chloropyridin-3-yl)phenyl)methyl]- <i>N'</i> -[4-chloro-3-(trifluoromethyl)phenyl]urea
219	<i>N</i> -[4-chloro-3-(trifluoromethyl)phenyl]- <i>N'</i> -{[3-(2-fluoropyridin-3-yl)phenyl)methyl}urea
220	<i>N</i> -[4-chloro-3-(trifluoromethyl)phenyl]- <i>N'</i> -{[4-(2-fluoropyridin-3-yl)phenyl)methyl}urea
221	[3-(1 <i>H</i> -tetrazol-1-yl)phenyl)methyl [3-(trifluoromethyl)phenyl]carbamate
222	[3-(1 <i>H</i> -tetrazol-1-yl)phenyl)methyl [6-(trifluoromethyl)pyridin-2-yl]carbamate
223	[3-(1 <i>H</i> -tetrazol-1-yl)phenyl)methyl [4-(trifluoromethyl)pyridin-2-yl]carbamate
224	<i>N</i> -[4-chloro-3-(trifluoromethyl)phenyl]- <i>N'</i> -{3-[5-(methylthio)pyridin-2-yl]phenyl)methyl}urea
225	[3-(2,6-dimethylpyridin-3-yl)phenyl)methyl [4-chloro-3-(trifluoromethyl)phenyl]carbamate
226	{3-[5-(methoxy)pyridin-3-yl]phenyl)methyl [4-chloro-3-(trifluoromethyl)phenyl]carbamate
227	2,3'-bipyridin-6-ylmethyl [4-chloro-3-(trifluoromethyl)phenyl]carbamate
228	(6-pyrimidin-5-ylpyridin-2-yl)methyl [4-chloro-3-(trifluoromethyl)phenyl]carbamate
229	<i>N</i> -[4-chloro-3-(trifluoromethyl)phenyl]- <i>N'</i> -[(3-isoquinolin-4-ylphenyl)methyl]urea
230	<i>N</i> -[4-chloro-3-(trifluoromethyl)phenyl]- <i>N'</i> -[(4-isoquinolin-4-ylphenyl)methyl]urea
231	[6-(1 <i>H</i> -tetrazol-1-yl)pyridin-2-yl)methyl [4-(trifluoromethyl)pyridin-2-yl]carbamate
232	[3-(1 <i>H</i> -pyrazol-4-yl)phenyl)methyl (4-chloro-3-(trifluoromethyl)phenyl]carbamate
233	[4-(1 <i>H</i> -pyrazol-4-yl)phenyl)methyl [4-chloro-3-(trifluoromethyl)phenyl]carbamate

Table 9. c-KIT and/or Flt-3 Inhibitors

[0226] The Compounds in Table 9 can be prepared as pharmaceutically acceptable salts, solvates, hydrates, and/or isomers thereof. All such salt, solvate, hydrate, and isomer combinations of the Compounds in Table 9 can be used.

Table 9	
Entry	Name
1	4-((<i>E</i>)-2-{3-[6-(4-methylpiperazin-1-yl)-1 <i>H</i> -benzimidazol-2-yl]-1 <i>H</i> -pyrazol-5-yl}ethenyl)phenol
2	<i>N</i> -[4-chloro-3-(trifluoromethyl)phenyl]- <i>N'</i> -(4-{3-[5-(4-ethylpiperazin-1-yl)-1 <i>H</i> -benzimidazol-2-yl]-1 <i>H</i> -pyrazol-5-yl}phenyl)urea
3	<i>N</i> -(3-ethylphenyl)- <i>N'</i> -(4-{3-[5-(4-ethylpiperazin-1-yl)-1 <i>H</i> -benzimidazol-2-yl]-1 <i>H</i> -pyrazol-5-yl}phenyl)urea
4	<i>N</i> -(4-{3-[5-(4-ethylpiperazin-1-yl)-1 <i>H</i> -benzimidazol-2-yl]-1 <i>H</i> -pyrazol-5-yl}phenyl)- <i>N'</i> -(3-(trifluoromethyl)phenyl)urea
5	<i>N</i> -(3-acetylphenyl)- <i>N'</i> -(4-{3-[5-(4-methylpiperazin-1-yl)-1 <i>H</i> -benzimidazol-2-yl]-1 <i>H</i> -pyrazol-5-yl}phenyl)urea
6	<i>N</i> -(3,4-dichlorophenyl)- <i>N'</i> -(4-{3-[5-(4-methylpiperazin-1-yl)-1 <i>H</i> -benzimidazol-2-yl]-1 <i>H</i> -pyrazol-5-yl}phenyl)urea
7	<i>N</i> -(3-bromophenyl)- <i>N'</i> -(4-{3-[6-(4-methylpiperazin-1-yl)-1 <i>H</i> -benzimidazol-2-yl]-1 <i>H</i> -pyrazol-5-yl}phenyl)urea
8	<i>N</i> -[4-fluoro-3-(trifluoromethyl)phenyl]- <i>N'</i> -(4-{3-[5-(4-methylpiperazin-1-yl)-1 <i>H</i> -benzimidazol-2-yl]-1 <i>H</i> -pyrazol-5-yl}phenyl)urea
9	<i>N</i> -(4-{3-[5-(4-methylpiperazin-1-yl)-1 <i>H</i> -benzimidazol-2-yl]-1 <i>H</i> -pyrazol-5-yl}phenyl)- <i>N'</i> -(4-phenyloxy)phenyl)urea
10	<i>N</i> -(3-chlorophenyl)- <i>N'</i> -(4-{3-[5-(4-methylpiperazin-1-yl)-1 <i>H</i> -benzimidazol-2-yl]-1 <i>H</i> -pyrazol-5-yl}phenyl)urea
11	<i>N</i> -(3,5-bis(methoxy)phenyl)- <i>N'</i> -(4-{3-[6-(4-methylpiperazin-1-yl)-1 <i>H</i> -benzimidazol-2-yl]-1 <i>H</i> -pyrazol-5-yl}phenyl)urea
12	<i>N</i> -(4-{3-[5-(4-methylpiperazin-1-yl)-1 <i>H</i> -benzimidazol-2-yl]-1 <i>H</i> -pyrazol-5-yl}phenyl)- <i>N'</i> -(4-[(trifluoromethoxy)phenyl]urea
13	<i>N</i> -(4-{3-[6-(4-methylpiperazin-1-yl)-1 <i>H</i> -benzimidazol-2-yl]-1 <i>H</i> -pyrazol-5-yl}phenyl)- <i>N'</i> -(4-(trifluoromethyl)phenyl)urea
14	<i>N</i> -[4-chloro-3-(trifluoromethyl)phenyl]- <i>N'</i> -(4-{3-[5-(4-methylpiperazin-1-yl)-1 <i>H</i> -benzimidazol-2-yl]-1 <i>H</i> -pyrazol-5-yl}phenyl)urea
15	<i>N</i> -(4-{3-[5-(4-methylpiperazin-1-yl)-1 <i>H</i> -benzimidazol-2-yl]-1 <i>H</i> -pyrazol-5-yl}phenyl)- <i>N'</i> -(3-(trifluoromethyl)phenyl)urea
16	<i>N</i> -[4-chloro-3-(trifluoromethyl)phenyl]- <i>N'</i> -(4-{3-[4-(4-methylpiperazin-1-yl)phenyl]-1 <i>H</i> -pyrazol-5-yl}phenyl)urea
17	<i>N</i> -(3,4-dimethylphenyl)- <i>N'</i> -(4-{5-[4-(4-methylpiperazin-1-yl)phenyl]-1 <i>H</i> -pyrazol-3-yl}phenyl)urea
18	<i>N</i> -(4-chlorophenyl)- <i>N'</i> -(4-{3-[5-(4-methylpiperazin-1-yl)-1 <i>H</i> -benzimidazol-2-yl]-1 <i>H</i> -pyrazol-5-yl}phenyl)urea
19	<i>N</i> -(3,5-difluorophenyl)- <i>N'</i> -(4-{3-[5-(4-methylpiperazin-1-yl)-1 <i>H</i> -benzimidazol-2-yl]-1 <i>H</i> -pyrazol-5-yl}phenyl)urea
20	<i>N</i> -(3-(methoxy)phenyl)- <i>N'</i> -(4-{3-[5-(4-methylpiperazin-1-yl)-1 <i>H</i> -benzimidazol-2-yl]-1 <i>H</i> -pyrazol-5-yl}phenyl)urea
21	<i>N</i> -[4-chloro-3-(trifluoromethyl)phenyl]- <i>N'</i> -(4-{3-[4-(4-ethylpiperazin-1-yl)phenyl]-1 <i>H</i> -pyrazol-5-yl}phenyl)urea
22	<i>N</i> -(3-fluorophenyl)- <i>N'</i> -(4-{3-[5-(4-methylpiperazin-1-yl)-1 <i>H</i> -benzimidazol-2-yl]-1 <i>H</i> -pyrazol-5-yl}phenyl)urea
23	<i>N</i> -(4-fluorophenyl)- <i>N'</i> -(4-{3-[5-(4-methylpiperazin-1-yl)-1 <i>H</i> -benzimidazol-2-yl]-1 <i>H</i> -pyrazol-5-yl}phenyl)urea
24	<i>N</i> -(3-cyanophenyl)- <i>N'</i> -(4-{3-[6-(4-methylpiperazin-1-yl)-1 <i>H</i> -benzimidazol-2-yl]-1 <i>H</i> -pyrazol-5-yl}phenyl)urea

(continued)

Table 9	
Entry	Name
25	<i>N</i> -(3,4-difluorophenyl)- <i>N'</i> -(4-{3-[5-(4-methylpiperazin-1-yl)-1 <i>H</i> -benzimidazol-2-yl]-1 <i>H</i> -pyrazol-5-yl}phenyl)urea
26	<i>N</i> -[3,4-bis(methyloxy)phenyl]- <i>N'</i> -(4-{3-[5-(4-methylpiperazin-1-yl)-1 <i>H</i> -benzimidazol-2-yl]-1 <i>H</i> -pyrazol-5-yl}phenyl)urea
27	<i>N</i> -[5-chloro-2-(methyloxy)phenyl]- <i>N'</i> -(4-{5-[4-(4-methylpiperazin-1-yl)phenyl]-1 <i>H</i> -pyrazol-3-yl}phenyl)urea
28	<i>N</i> -(4-{5-[4-(4-methylpiperazin-1-yl)phenyl]-1 <i>H</i> -pyrazol-3-yl}phenyl)- <i>N'</i> -[4-(phenyloxy)phenyl]urea
29	<i>N</i> -(2,4-difluorophenyl)- <i>N'</i> -(4-{3-[6-(4-ethylpiperazin-1-yl)-1 <i>H</i> -benzimidazol-2-yl]-1 <i>H</i> -pyrazol-5-yl}phenyl)urea
30	<i>N</i> -(4-{3-(1 <i>H</i> -benzimidazol-2-yl)-1 <i>H</i> -pyrazol-5-yl}phenyl)- <i>N'</i> -[4-chloro-3-(trifluoromethyl)phenyl]urea
31	<i>N</i> -(4-{3-(1 <i>H</i> -benzimidazol-2-yl)-1 <i>H</i> -pyrazol-5-yl}phenyl)- <i>N'</i> -[2-fluoro-5-(trifluoromethyl)phenyl]urea
32	<i>N</i> -(2,4-difluorophenyl)- <i>N'</i> -(4-{3-[5-(4-methylpiperazin-1-yl)-1 <i>H</i> -benzimidazol-2-yl]-1 <i>H</i> -pyrazol-5-yl}phenyl)urea
33	<i>N</i> -(4-{3-(1 <i>H</i> -benzimidazol-2-yl)-1 <i>H</i> -pyrazol-5-yl}phenyl)- <i>N'</i> -phenylurea
34	<i>N</i> -[3,5-bis(trifluoromethyl)phenyl]- <i>N'</i> -(4-{3-[5-(4-methylpiperazin-1-yl)-1 <i>H</i> -benzimidazol-2-yl]-1 <i>H</i> -pyrazol-5-yl}phenyl)urea
35	<i>N</i> -(2-fluorophenyl)- <i>N'</i> -(4-{3-[5-(4-methylpiperazin-1-yl)-1 <i>H</i> -benzimidazol-2-yl]-1 <i>H</i> -pyrazol-5-yl}phenyl)urea
36	4-((<i>E</i>)-2-{5-[(<i>E</i>)-2-phenylethenyl]-1 <i>H</i> -pyrazol-3-yl}ethenyl)phenol
37	2-(methyloxy)-4-((<i>E</i>)-2-{5-[(<i>E</i>)-2-phenylethenyl]-1 <i>H</i> -pyrazol-3-yl}ethenyl)phenol
38	<i>N</i> -(5-fluoro-2-methylphenyl)- <i>N'</i> -(4-{3-[6-(4-methylpiperazin-1-yl)-1 <i>H</i> -benzimidazol-2-yl]-1 <i>H</i> -pyrazol-5-yl}phenyl)urea
39	<i>N</i> -(4-{3-[5-(4-methylpiperazin-1-yl)-1 <i>H</i> -benzimidazol-2-yl]-1 <i>H</i> -pyrazol-5-yl}phenyl)- <i>N'</i> -phenylurea
40	<i>N</i> -(4-chloro-3-(trifluoromethyl)phenyl)- <i>N'</i> -(4-{3-[3-(4-methylpiperazin-1-yl)phenyl]-1 <i>H</i> -pyrazol-5-yl}phenyl)urea
41	<i>N</i> -(2,4-difluorophenyl)- <i>N'</i> -(4-{3-[4-(4-methylpiperazin-1-yl)phenyl]-1 <i>H</i> -pyrazol-5-yl}phenyl)urea
42	<i>N</i> -(2,3-dihydro-1,4-benzodioxin-6-yl)- <i>N'</i> -(4-{5-[4-(4-methylpiperazin-1-yl)phenyl]-1 <i>H</i> -pyrazol-3-yl}phenyl)urea
43	<i>N</i> -[2,4-bis(methyloxy)phenyl]- <i>N'</i> -(4-{5-[4-(4-methylpiperazin-1-yl)phenyl]-1 <i>H</i> -pyrazol-3-yl}phenyl)urea
44	4-((<i>E</i>)-2-{3-[(<i>E</i>)-2-(4-fluorophenyl)ethenyl]-1 <i>H</i> -pyrazol-5-yl}ethenyl)-2-(methyloxy)phenol
45	4-((<i>E</i>)-2-{3-(1-benzofuran-2-yl)-1 <i>H</i> -pyrazol-5-yl}ethenyl)phenol
46	<i>N</i> -(4-{3-[4-(4-methylpiperazin-1-yl)phenyl]-1 <i>H</i> -pyrazol-5-yl}phenyl)- <i>N'</i> -(2-phenylethyl)ethanediamide
47	4-((<i>E</i>)-2-{3-(1 <i>H</i> -benzimidazol-2-yl)-1 <i>H</i> -pyrazol-5-yl}ethenyl)phenol
48	4-((<i>E</i>)-2-{3-[(<i>E</i>)-2-(4-chlorophenyl)ethenyl]-1 <i>H</i> -pyrazol-5-yl}ethenyl)-2-(methyloxy)phenol
49	4-((<i>E</i>)-2-{3-(1-benzothien-2-yl)-1 <i>H</i> -pyrazol-5-yl}ethenyl)phenol
50	<i>N</i> -(4-chloro-3-(trifluoromethyl)phenyl)- <i>N'</i> -[4-(3-phenyl-1 <i>H</i> -pyrazol-5-yl)phenyl]urea
51	4-((<i>E</i>)-2-{3-[4-(4-methylpiperazin-1-yl)phenyl]-1 <i>H</i> -pyrazol-5-yl}ethenyl)phenol
52	1,1-dimethylethyl {4-{3-(1 <i>H</i> -benzimidazol-2-yl)-1 <i>H</i> -pyrazol-5-yl}phenyl}carbamate
53	<i>N</i> -(5-fluoro-2-methylphenyl)- <i>N'</i> -(4-{5-[4-(4-methylpiperazin-1-yl)phenyl]-1 <i>H</i> -pyrazol-3-yl}phenyl)urea
54	4-[(<i>E</i>)-2-(3-phenyl-1 <i>H</i> -pyrazol-5-yl)ethenyl]phenol

(continued)

Table 9	
Entry	Name
55	2-(methyloxy)-4-[(<i>E</i>)-2-(5-phenyl-1 <i>H</i> -pyrazol-3-yl)ethenyl]phenol
56	4-[(<i>E</i>)-2-(5-naphthalen-2-yl-1 <i>H</i> -pyrazol-3-yl)ethenyl]phenol
57	4-[(<i>E</i>)-2-[5-(2-fluorophenyl)-1 <i>H</i> -pyrazol-3-yl]ethenyl]phenol
58	4-[(<i>E</i>)-2-{3-[3-(4-methylpiperazin-1-yl)phenyl]-1 <i>H</i> -pyrazol-5-yl}ethenyl]phenol
59	4-[(<i>E</i>)-2-{3-[(<i>E</i>)-2-(2,4-difluorophenyl)ethenyl]-1 <i>H</i> -pyrazol-5-yl}ethenyl]-2-(methyloxy)phenol
60	4-[(<i>E</i>)-2-[5-(4-fluorophenyl)-1 <i>H</i> -pyrazol-3-yl]ethenyl]phenol
61	4-[(<i>E</i>)-2-[3-(4-chlorophenyl)-1 <i>H</i> -pyrazol-5-yl]ethenyl]phenol
62	4-[(<i>E</i>)-2-(5-pyridin-2-yl-1 <i>H</i> -pyrazol-3-yl)ethenyl]phenol
63	4-[(<i>E</i>)-2-[3-[5-chloro-1-benzofuran-2-yl]-1 <i>H</i> -pyrazol-5-yl]ethenyl]phenol
64	<i>N</i> -(1,1-dimethylethyl)- <i>N'</i> -(4-{3-[5-(4-ethylpiperazin-1-yl)-1 <i>H</i> -benzimidazol-2-yl]-1 <i>H</i> -pyrazol-5-yl}phenyl)urea
65	4-[(<i>E</i>)-2-(3-pyridin-4-yl-1 <i>H</i> -pyrazol-5-yl)ethenyl]phenol
66	4-[(<i>E</i>)-2-[3-(3-chlorophenyl)-1 <i>H</i> -pyrazol-5-yl]ethenyl]phenol
67	4-[(<i>E</i>)-2-[5-[2-(methyloxy)phenyl]-1 <i>H</i> -pyrazol-3-yl]ethenyl]phenol
68	4-[(<i>E</i>)-2-[3-(2-chlorophenyl)-1 <i>H</i> -pyrazol-5-yl]ethenyl]phenol
69	4-[(<i>E</i>)-2-(3-pyridin-3-yl-1 <i>H</i> -pyrazol-5-yl)ethenyl]phenol
70	4-[(<i>E</i>)-2-[5-[3-(methyloxy)phenyl]-1 <i>H</i> -pyrazol-3-yl]ethenyl]phenol
71	1,1-dimethylethyl (4-{3-[(<i>E</i>)-2-phenylethenyl]-1 <i>H</i> -pyrazol-5-yl}phenyl)carbamate
72	4-[(<i>E</i>)-2-[3-(3,4-dichlorophenyl)-1 <i>H</i> -pyrazol-5-yl]ethenyl]phenol
73	2-[5-[(<i>E</i>)-2-phenylethenyl]-1 <i>H</i> -pyrazol-3-yl]-1-benzofuran-6-ol
74	4-[(<i>E</i>)-2-[5-(3-fluorophenyl)-1 <i>H</i> -pyrazol-3-yl]ethenyl]phenol
75	2-(5-phenyl-1 <i>H</i> -pyrazol-3-yl)-1 <i>H</i> -benzimidazole
76	<i>N</i> -phenyl- <i>N'</i> -[4-(3-phenyl-1 <i>H</i> -pyrazol-5-yl)phenyl]urea
77	4-[3-(1 <i>H</i> -benzimidazol-2-yl)-1 <i>H</i> -pyrazol-5-yl]aniline
78	4-[(<i>E</i>)-2-(5-biphenyl-3-yl-1 <i>H</i> -pyrazol-3-yl)ethenyl]phenol
79	4-[(<i>E</i>)-2-[5-[5-(4-methylpiperazin-1-yl)-1 <i>H</i> -benzimidazol-2-yl]-1 <i>H</i> -pyrazol-3-yl]ethenyl]phenol

General Administration

[0227] Also described are pharmaceutical compositions comprising an inhibitor of PI3K as described herein and a pharmaceutically acceptable carrier, excipient, or diluent. Administration may be by the oral route. Administration of the compounds for use the invention, or their pharmaceutically acceptable salts, in pure form or in an appropriate pharmaceutical composition, can be carried out via any of the accepted modes of administration or agents for serving similar utilities. Thus, administration can be, for example, orally, nasally, parenterally (intravenous, intramuscular, or subcutaneous), topically, transdermally, intravaginally, intravesically, intracisternally, or rectally, in the form of solid, semi-solid, lyophilized powder, or liquid dosage forms, such as for example, tablets, suppositories, pills, soft elastic and hard gelatin capsules, powders, solutions, suspensions, or aerosols, or the like, specifically in unit dosage forms suitable for simple administration of precise dosages.

[0228] The compositions will include a conventional pharmaceutical carrier or excipient and a compound for use in the invention as the/an active agent, and, in addition, may include carriers and adjuvants, etc.

[0229] Adjuvants include preserving, wetting, suspending, sweetening, flavoring, perfuming, emulsifying, and dispensing agents. Prevention of the action of microorganisms can be ensured by various antibacterial and antifungal agents,

for example, parabens, chlorobutanol, phenol, sorbic acid, and the like. It may also be desirable to include isotonic agents, for example sugars, sodium chloride, and the like. Prolonged absorption of the injectable pharmaceutical form can be brought about by the use of agents delaying absorption, for example, aluminum monostearate and gelatin.

[0230] If desired, a pharmaceutical composition for use in the invention may also contain minor amounts of auxiliary substances such as wetting or emulsifying agents, pH buffering agents, antioxidants, and the like, such as, for example, citric acid, sorbitan monolaurate, triethanolamine oleate, butylated hydroxytoluene, etc.

[0231] The choice of formulation depends on various factors such as the mode of drug administration (e.g., for oral administration, formulations in the form of tablets, pills or capsules) and the bioavailability of the drug substance. Recently, pharmaceutical formulations have been developed especially for drugs that show poor bioavailability based upon the principle that bioavailability can be increased by increasing the surface area i.e., decreasing particle size. For example, U.S. Pat. No. 4,107,288 describes a pharmaceutical formulation having particles in the size range from 10 to 1,000 nm in which the active material is supported on a crosslinked matrix of macromolecules. U.S. Pat. No. 5,145,684 describes the production of a pharmaceutical formulation in which the drug substance is pulverized to nanoparticles (average particle size of 400 nm) in the presence of a surface modifier and then dispersed in a liquid medium to give a pharmaceutical formulation that exhibits remarkably high bioavailability.

[0232] Compositions suitable for parenteral injection may comprise physiologically acceptable sterile aqueous or nonaqueous solutions, dispersions, suspensions or emulsions, and sterile powders for reconstitution into sterile injectable solutions or dispersions. Examples of suitable aqueous and nonaqueous carriers, diluents, solvents or vehicles include water, ethanol, polyols (propyleneglycol, polyethyleneglycol, glycerol, and the like), suitable mixtures thereof, vegetable oils (such as olive oil) and injectable organic esters such as ethyl oleate. Proper fluidity can be maintained, for example, by the use of a coating such as lecithin, by the maintenance of the required particle size in the case of dispersions and by the use of surfactants.

[0233] One specific route of administration is oral, using a convenient daily dosage regimen that can be adjusted according to the degree of severity of the disease-state to be treated.

[0234] Solid dosage forms for oral administration include capsules, tablets, pills, powders, and granules. In such solid dosage forms, the active compound is admixed with at least one inert customary excipient (or carrier) such as sodium citrate or dicalcium phosphate or (a) fillers or extenders, as for example, starches, lactose, sucrose, glucose, mannitol, and silicic acid, (b) binders, as for example, cellulose derivatives, starch, alginates, gelatin, polyvinylpyrrolidone, sucrose, and gum acacia, (c) humectants, as for example, glycerol, (d) disintegrating agents, as for example, agar-agar, calcium carbonate, potato or tapioca starch, alginic acid, croscarmellose sodium, complex silicates, and sodium carbonate, (e) solution retarders, as for example paraffin, (f) absorption accelerators, as for example, quaternary ammonium compounds, (g) wetting agents, as for example, cetyl alcohol, and glycerol monostearate, magnesium stearate and the like (h) adsorbents, as for example, kaolin and bentonite, and (i) lubricants, as for example, talc, calcium stearate, magnesium stearate, solid polyethylene glycols, sodium lauryl sulfate, or mixtures thereof. In the case of capsules, tablets, and pills, the dosage forms may also comprise buffering agents.

[0235] Solid dosage forms as described above can be prepared with coatings and shells, such as enteric coatings and others well known in the art. They may contain pacifying agents, and can also be of such composition that they release the active compound or compounds in a certain part of the intestinal tract in a delayed manner. Examples of embedded compositions that can be used are polymeric substances and waxes. The active compounds can also be in microencapsulated form, if appropriate, with one or more of the above-mentioned excipients.

[0236] Liquid dosage forms for oral administration include pharmaceutically acceptable emulsions, solutions, suspensions, syrups, and elixirs. Such dosage forms are prepared, for example, by dissolving, dispersing, etc., a compound(s) of the invention, or a pharmaceutically acceptable salt thereof, and optional pharmaceutical adjuvants in a carrier, such as, for example, water, saline, aqueous dextrose, glycerol, ethanol and the like; solubilizing agents and emulsifiers, as for example, ethyl alcohol, isopropyl alcohol, ethyl carbonate, ethyl acetate, benzyl alcohol, benzyl benzoate, propyleneglycol, 1,3-butyleneglycol, dimethylformamide; oils, in particular, cottonseed oil, groundnut oil, corn germ oil, olive oil, castor oil and sesame oil, glycerol, tetrahydrofurfuryl alcohol, polyethyleneglycols and fatty acid esters of sorbitan; or mixtures of these substances, and the like, to thereby form a solution or suspension.

[0237] Suspensions, in addition to the active compounds, may contain suspending agents, as for example, ethoxylated isostearyl alcohols, polyoxyethylene sorbitol and sorbitan esters, microcrystalline cellulose, aluminum metahydroxide, bentonite, agar-agar and tragacanth, or mixtures of these substances, and the like.

[0238] Compositions for rectal administrations are, for example, suppositories that can be prepared by mixing the compounds of the present invention with for example suitable nonirritating excipients or carriers such as cocoa butter, polyethyleneglycol or a suppository wax, which are solid at ordinary temperatures but liquid at body temperature and therefore, melt while in a suitable body cavity and release the active component therein.

[0239] Dosage forms for topical administration of a compound of this invention include ointments, powders, sprays, and inhalants. The active component is admixed under sterile conditions with a physiologically acceptable carrier and any preservatives, buffers, or propellants as may be required. Ophthalmic formulations, eye ointments, powders, and

solutions are also contemplated as being within the scope of this invention.

[0240] Compressed gases may be used to disperse a compound of this invention in aerosol form. Inert gases suitable for this purpose are nitrogen, carbon dioxide, etc.

[0241] Generally, depending on the intended mode of administration, the pharmaceutically acceptable compositions will contain about 1% to about 99% by weight of a compound(s) of the invention, or a pharmaceutically acceptable salt thereof, and 99% to 1% by weight of a suitable pharmaceutical excipient. In one example, the composition will be between about 5% and about 75% by weight of a compound(s) for use in the invention, or a pharmaceutically acceptable salt thereof, with the rest being suitable pharmaceutical excipients.

[0242] Actual methods of preparing such dosage forms are known, or will be apparent, to those skilled in this art; for example, see Remington's Pharmaceutical Sciences, 18th Ed., (Mack Publishing Company, Easton, Pa., 1990). The composition to be administered will, in any event, contain a therapeutically effective amount of a compound for use in the invention, or a pharmaceutically acceptable salt thereof, for treatment of a disease-state in accordance with the teachings of this invention.

[0243] The compounds for use in the invention, or their pharmaceutically acceptable salts or solvates, are administered in a therapeutically effective amount which will vary depending upon a variety of factors including the activity of the specific compound employed, the metabolic stability and length of action of the compound, the age, body weight, general health, sex, diet, mode and time of administration, rate of excretion, drug combination, the severity of the particular disease-states, and the host undergoing therapy. The compounds for use in the present invention can be administered to a patient at dosage levels in the range of about 0.1 to about 1,000 mg per day. For a normal human adult having a body weight of about 70 kilograms, a dosage in the range of about 0.01 to about 100 mg per kilogram of body weight per day is an example. The specific dosage used, however, can vary. For example, the dosage can depend on a number of factors including the requirements of the patient, the severity of the condition being treated, and the pharmacological activity of the compound being used. The determination of optimum dosages for a particular patient is well known to one of ordinary skill in the art.

[0244] If formulated as a fixed dose, such combination products employ the compounds for use in this invention within the dosage range described above and the other pharmaceutically active agents within its approved dosage range. Compounds for use in the instant invention may alternatively be used sequentially with known pharmaceutical acceptable agents when a combination formulation is inappropriate.

[0245] Representative pharmaceutical formulations containing a compound of Formula I are described below in the Pharmaceutical Composition Examples.

UTILITY

[0246] Certain compounds of Formula I have been tested using the assay described in Biological Example 1 and have been determined to be PI3K inhibitors. As such compounds of Formula I are useful for treating diseases, particularly cancer in which PI3K activity contributes to the pathology and/or symptomatology of the disease. For example, cancer in which PI3K activity contributes to its pathology and/or symptomatology include breast cancer, colon cancer, rectal cancer, endometrial cancer, gastric carcinoma, glioblastoma, hepatocellular carcinoma, small cell lung cancer, non-small cell lung cancer, melanoma, ovarian cancer, pancreatic cancer, prostate carcinoma, acute myelogenous leukemia (AML), chronic myelogenous leukemia (CML), and thyroid carcinoma, and the like.

[0247] Suitable *in vitro* assays for measuring PI3K activity and the inhibition thereof by compounds are known. Typically, the assay will measure PI3K-induced ATP consumption. For further details of an *in vitro* assay for measuring PI3K activity see Biological Examples, Example 1 *infra*. Cellular activity can be determined using assays as described in Biological Examples 2, 3, and 4 *infra*. Suitable *in vivo* models of cancer are known to those of ordinary skill in the art. For further details of *in vivo* assays see Biological Examples 5-10, *infra*. Examples describing the administration of a Compound of Formula I in combination with anticancer agents are described in Biological Examples 11-14, *infra*. Following the examples disclosed herein, as well as that disclosed in the art, a person of ordinary skill in the art can determine what combinations of a Compound of Formula I and anti-cancer agents would be effective for treating cancer.

General Synthesis

[0248] Compounds for use in this invention can be made by the synthetic procedures described below. The starting materials and reagents used in preparing these compounds are either available from commercial suppliers such as Aldrich Chemical Co. (Milwaukee, Wis.), or Bachem (Torrance, Calif.), or are prepared by methods known to those skilled in the art following procedures set forth in references such as Fieser and Fieser's Reagents for Organic Synthesis, Volumes 1-17 (John Wiley and Sons, 1991); Rodd's Chemistry of Carbon Compounds, Volumes 1-5 and Supplementals (Elsevier Science Publishers, 1989); Organic Reactions, Volumes 1-40 (John Wiley and Sons, 1991), March's Advanced Organic Chemistry, (John Wiley and Sons, 4th Edition) and Larock's Comprehensive Organic Transformations (VCH

Publishers Inc. 1989). These schemes are merely illustrative of some methods by which the compounds for use in this invention can be synthesized, and various modifications to these schemes can be made and will be suggested to one skilled in the art having referred to this disclosure. The starting materials and the intermediates of the reaction may be isolated and purified if desired using conventional techniques, including but not limited to filtration, distillation, crystallization, chromatography and the like. Such materials may be characterized using conventional means, including physical constants and spectral data.

[0249] Unless specified to the contrary, the reactions described herein take place at atmospheric pressure and over a temperature range from about -78 °C to about 150°C, in another embodiment from about 0 °C. to about 125 °C and in another embodiment at about room (or ambient) temperature, e.g., about 20 °C. Unless otherwise stated (as in the case of an hydrogenation), all reactions are performed under an atmosphere of nitrogen.

[0250] Prodrugs can be prepared by techniques known to one skilled in the art. These techniques generally modify appropriate functional groups in a given compound. These modified functional groups regenerate original functional groups by routine manipulation or *in vivo*. Amides and esters of the compounds for use in the present invention may be prepared according to conventional methods. A thorough discussion of prodrugs is provided in T. Higuchi and V. Stella, "Pro-drugs as Novel Delivery Systems," Vol 14 of the A.C.S. Symposium Series, and in *Bioreversible Carriers in Drug Design*, ed. Edward B. Roche, American Pharmaceutical Association and Pergamon Press, 1987.

[0251] The compounds for use in the invention, or their pharmaceutically acceptable salts, may have asymmetric carbon atoms or quaternized nitrogen atoms in their structure. Compounds of Formula 1 that may be prepared through the syntheses described herein may exist as single stereoisomers, racemates, and as mixtures of enantiomers and diastereomers. The compounds may also exist as geometric isomers. All such single stereoisomers, racemates and mixtures thereof, and geometric isomers are intended to be for use within the scope of this invention. Some of the compounds for use in the invention may exist as tautomers. For example, where a ketone or aldehyde is present, the molecule may exist in the enol form; where an amide is present, the molecule may exist as the imidic acid; and where an enamine is present, the molecule may exist as an imine. All such tautomers are within the scope of the invention. In particular, imidazol-5-yl and pyrazol-5-yl each can also exist in their respective tautomeric forms imidazol-4-yl and pyrazol-3-yl. Regardless of which structure or which terminology is used, each tautomer is included for use within the scope of the Invention.

[0252] Also described herein are N-oxide derivatives and protected derivatives of compounds of Formula I. For example, when compounds of Formula I contain an oxidizable nitrogen atom, the nitrogen atom can be converted to an N-oxide by methods well known in the art. When compounds of Formula I contain groups such as hydroxy, carboxy, thiol or any group containing a nitrogen atom(s), these groups can be protected with a suitable "protecting group" or "protective group". A comprehensive list of suitable protective groups can be found in T.W. Greene, *Protective Groups in Organic Synthesis*, John Wiley & Sons, Inc. 1991. The protected derivatives of compounds of Formula I can be prepared by methods well known in the art.

[0253] Methods for the preparation and/or separation and isolation of single stereoisomers from racemic mixtures or non-racemic mixtures of stereoisomers are well known in the art. For example, optically active (R)- and (S)- isomers may be prepared using chiral synthons or chiral reagents, or resolved using conventional techniques. Enantiomers (R- and S-isomers) may be resolved by methods known to one of ordinary skill in the art, for example by: formation of diastereoisomeric salts or complexes which may be separated, for example, by crystallization; via formation of diastereoisomeric derivatives which may be separated, for example, by crystallization, selective reaction of one enantiomer with an enantiomer-specific reagent, for example enzymatic oxidation or reduction, followed by separation of the modified and unmodified enantiomers; or gas-liquid or liquid chromatography in a chiral environment, for example on a chiral support, such as silica with a bound chiral ligand or in the presence of a chiral solvent. It will be appreciated that where a desired enantiomer is converted into another chemical entity by one of the separation procedures described above, a further step may be required to liberate the desired enantiomeric form. Alternatively, specific enantiomer may be synthesized by asymmetric synthesis using optically active reagents, substrates, catalysts or solvents or by converting one enantiomer to the other by asymmetric transformation. For a mixture of enantiomers, enriched in a particular enantiomer, the major component enantiomer may be further enriched (with concomitant loss in yield) by recrystallization.

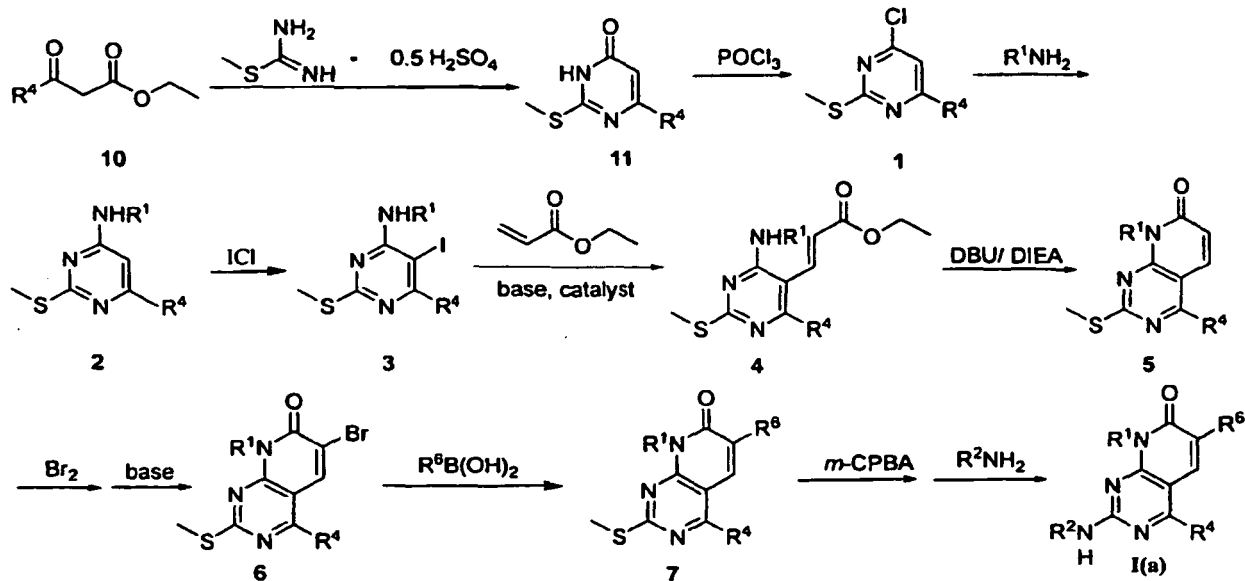
[0254] In addition, the compounds for use in the present invention can exist in unsolvated as well as solvated forms with pharmaceutically acceptable solvents such as water, ethanol, and the like. In general, the solvated forms are considered equivalent to the unsolvated forms for the purposes of the present invention.

[0255] The chemistry for the preparation of the compounds for use in this invention is known to those skilled in the art. In fact, there may be more than one process to prepare the compounds of the invention. For specific examples, see M. Barvian et al. *J. Med. Chem.* 2000, 43, 4606-4616; S. N. VanderWei et al. *J. Med. Chem.* 2005, 48, 2371-2387; P. L. Toogood et al. *J. Med. Chem.* 2005, 48, 2388-2406; J. Kaspárec et al. *Tetrahedron Letters* 2003, 44, 4567-4570; and references cited therein. See also U.S. Pre-grant publication US2004/0009993 A1 (M. Angiolini et al.), and references cited therein. The following examples illustrate but do not limit the invention.

[0256] A compound where R¹ is optionally substituted alkyl, R² is hydrogen or optionally substituted alkyl, R⁴ is methyl

or ethyl, R^6 is phenyl or heteroaryl each of which is optionally substituted with 1, 2, 3, 4, or 5 R^9 groups (as defined in the Summary of the Invention), and R^2 is hydrogen can be prepared according to Scheme 1.

Scheme 1



[0257] To a solution of commercially available 2-methyl-2-thiopseudourea sulfate in a solvent such as water is added a base such as sodium carbonate and an intermediate of formula 10 at room temperature. The reaction mixture is stirred for overnight or less. After neutralizing, 11 is collected through filtration and followed by drying under vacuum. 11 is then treated with POCl_3 and the reaction is heated to reflux for approximately 2 h and then concentrated under vacuum to dryness. 1 can be used directly in the next reaction without further purification.

[0258] An intermediate of formula 2 is prepared by reacting an intermediate of formula 1 with a primary amine R^1NH_2 in a solvent such as water and with heating. 2 is then treated with iodine monochloride in a solvent such as methanol at around 0°C and allowed to react for approximately overnight or less as needed for the reaction to go to completion to form 3. After completion the residue is triturated with acetone. The intermediate 3 is then reacted in a solvent, such as DMA, with ethyl acrylate in the presence of a base, such as triethylamine, and in the presence of a catalyst, such as $\text{Pd}(\text{OAc})_2$, and (+)BINAP. The reaction is heated to approximately 100°C and allowed to react for approximately overnight or less as needed for the reaction to go to completion to form 4. 4 is then optionally purified by column chromatography.

[0259] 5 is prepared by treating 4 with DBU in the presence of a base such as DIPEA at room temperature. Then the reaction mixture is heated to reflux and reacted for approximately 15 h. After evaporation of solvent, the residue is triturated with acetone and collected by filtration to yield 5.

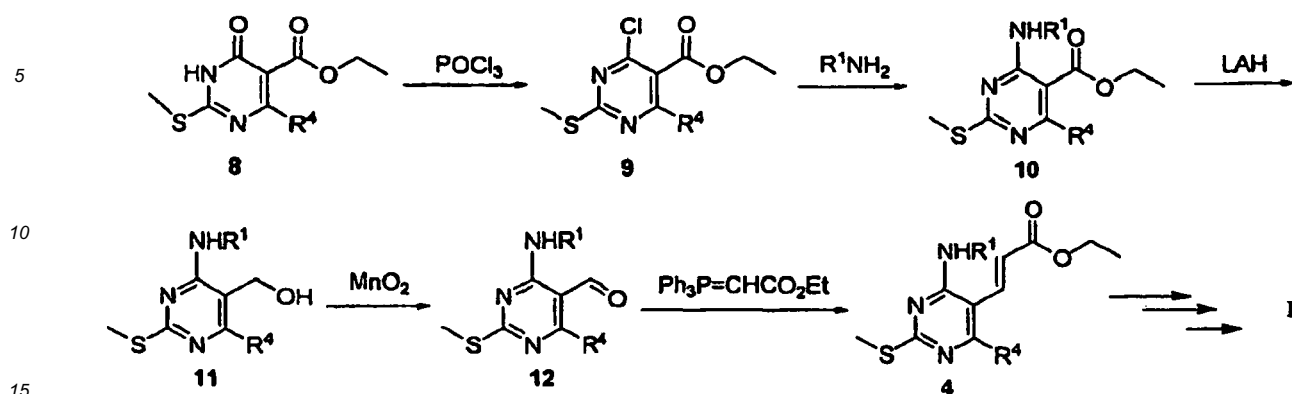
[0260] 6 is prepared by reacting 5 with a brominating agent such as Br_2 in a solvent such as DCM at room temperature. Then the reaction mixture is stirred for approximately overnight. The resulting product is filtered and then suspended in a solvent such as DCM and treated with a base such as triethylamine. The mixture is then washed with water and dried over a drying agent such as Na_2SO_4 to yield 6.

[0261] A Suzuki coupling is then performed using 6 reacting with a boronic acid (or ester) of formula $\text{R}^6\text{B}(\text{OH})_2$ in a solvent such as a DME- H_2O mixture, in the presence of a catalyst such as $\text{Pd}(\text{dppf})$ and a base such as triethylamine at room temperature. The reaction mixture is heated to reflux for approximately 4 h. After cooling to room temperature, the reaction mixture is partitioned with water and ethyl acetate. After separation, the organic layer is dried over a drying agent such as Na_2SO_4 to yield 7.

[0262] The methylthio group of 7 is then oxidized with *m*-CPBA in a solvent such as DCM at room temperature allowing to stir for approximately 4 h. After removal of the solvent under reduced pressure, the product is treated with an amine of formula R^2NH_2 in a solvent such as dioxane and stirred at room temperature for approximately overnight to yield a Compound of Formula I.

[0263] Alternatively, a compound where R^1 is optionally substituted alkyl, R^4 is methyl or ethyl, R^6 is phenyl or heteroaryl each of which is optionally substituted with 1, 2, 3, 4, or 5 R^9 groups (as defined above), and R^2 is hydrogen can be prepared according to Scheme 2.

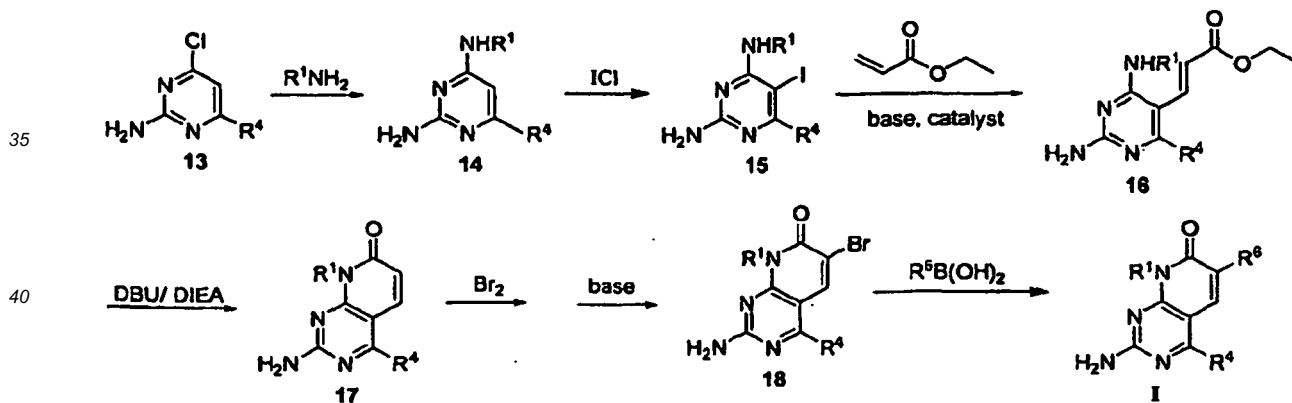
Scheme 2



[0264] An intermediate of formula 9 is prepared by reacting an intermediate of formula 8 with neat POCl_3 and heating. 9 is then treated with a primary amine R^1NH_2 in a solvent such as water or THF and triethylamine at 0°C to form 10. After removal of the solvent under reduced pressure, the intermediate 10 is then reacted with lithium aluminum hydride in a solvent such as THF at 0°C . After quenching and aqueous workup, solvent removal provided crystalline 11 without further purification. Treatment of 11 with manganese (II) dioxide in a solvent such as methylene chloride or chloroform at room temperature provided aldehyde 12 upon filtration and solvent removal. A Wittig reaction with aldehyde 12 can be employed with (carbethoxymethylene)triphenylphosphorane in refluxing THF to provide the common intermediate 4. 4 can then be used to prepare a Compound of Formula I using the procedures described in Scheme 1.

[0265] A compound where R^1 is optionally substituted alkyl, R^4 is methyl or ethyl, R^6 is phenyl or heteroaryl each of which is optionally substituted with 1, 2, 3, 4, or 5 R^9 groups (as defined in the Summary of the Invention), and R^2 is hydrogen can be prepared according to Scheme 3.

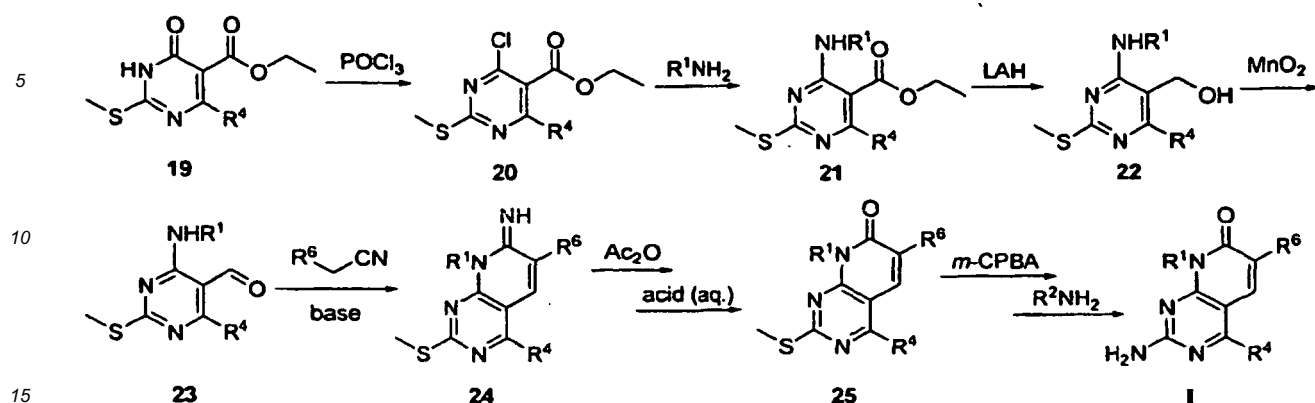
Scheme 3



[0266] An intermediate of formula 14 is prepared by reacting an intermediate of formula 13 with a primary amine R^1NH_2 in a solvent such as water and with heating. 14 is then treated with iodine monochloride in a solvent such as methanol at around 0°C and allowed to react for approximately overnight or less as needed for the reaction to go to completion to form 15. After completion the residue is triturated with acetone. The intermediate 15 is then reacted in a solvent, such as DMA, with ethyl acrylate in the presence of a base, such as triethylamine, and in the presence of a catalyst, such as $\text{Pd}(\text{OAc})_2$, and (+)BINAP. The reaction is heated to approximately 100°C and allowed to react for approximately overnight or less as needed for the reaction to go to completion to form 16. 16 is then optionally purified by column chromatography. A Compound of Formula I can then be prepared from 16 by using the same reaction conditions as described in Scheme 1 (starting at the point of the preparation of 5 from 4).

[0267] A compound where R^1 is optionally substituted alkyl, R^4 is methyl or ethyl, R^6 is phenyl or heteroaryl each of which is optionally substituted with 1, 2, 3, 4, or 5 R^9 groups (as defined in the Summary of the Invention), and R^2 is hydrogen can alternatively be prepared according to Scheme 4.

Scheme 4



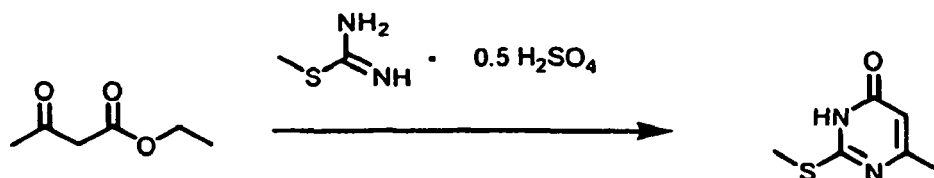
[0268] An intermediate of formula **20** is prepared by reacting an intermediate of formula **19** with neat POCl_3 and heating. **20** is then treated with a primary amine R^1NH_2 in a solvent such as water or THF and triethylamine at 0°C to form **21**. After removal of the solvent under reduced pressure, the intermediate **21** is then reacted with lithium aluminum hydride in a solvent such as THF at 0°C . After quenching and aqueous workup, solvent removal provided crystalline **22** without further purification. Treatment of **22** with manganese (II) dioxide in a solvent such as methylene chloride or chloroform at room temperature provided aldehyde **23** upon filtration and solvent removal. A Knoevenagel-type condensation with **23** and an arylacetonitrile in the presence of a base such as potassium carbonate or sodium hydroxide in a protic solvent provides the cyclized imine **24**. Acetylation of the imine with acetic anhydride is required prior to hydrolysis which takes place in the presence of aqueous acid and heating to afford **25**. Subsequently, **25** can be oxidized to the corresponding sulfone with *m*-CPBA at room temperature and displaced with ammonium to provide **I**.

Synthetic Examples

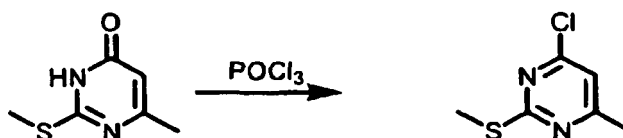
Example 1

2-amino-8-ethyl-4-methyl-6-(1*H*-pyrazol-5-yl)pyrido[2,3-*d*]pyrimidin-7(8*H*)-one

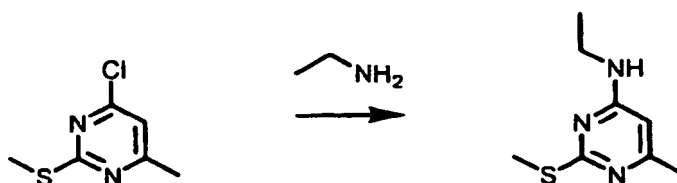
[0269]



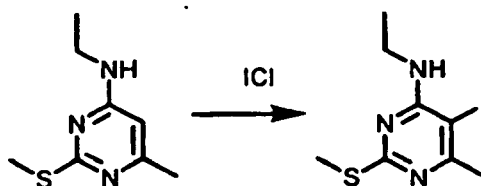
[0270] To a solution of 2-methyl-2-thiopseudourea sulfate (Aldrich, 58.74 g, 0.422 mol) in water (1000 mL) were added sodium carbonate (81.44 g, 0.768 mol) and ethyl acetoacetate (50 g, 0.384 mol) at room temperature. The reaction mixture was stirred overnight. After neutralizing to $\text{pH} = 8$, the solid was collected through filtration followed by drying under vacuum overnight to afford 6-methyl-2-(methylthio)pyrimidin-4(3*H*)-one (57.2 g, 95% yield) of product. ^1H NMR (400 MHz, DMSO-d_6): δ 12.47 (bs, 1H), 5.96 (bs, 1H), 2.47 (s, 3H), 2.17 (s, 3H).



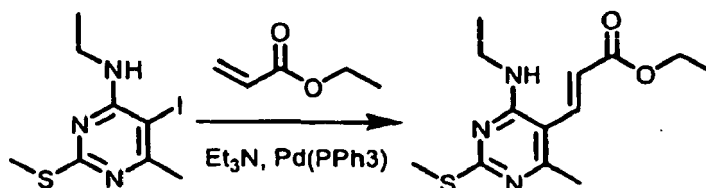
[0271] To the round bottom flask containing 6-methyl-2-(methylthio)pyrimidin-4(3*H*)-one (19 g, 121.6 mmol) was added POCl_3 (30 mL). The reaction mixture was heated to reflux for 2 h and then concentrated on a rotary evaporator to dryness. The crude 4-chloro-6-methyl-2-(methylthio)pyrimidine was used directly in the next reaction without further purification.



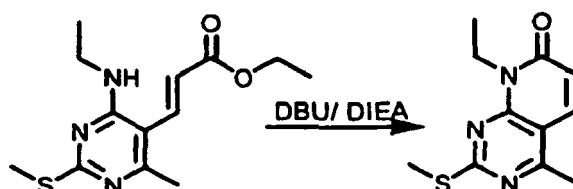
[0272] To the 4-chloro-6-methyl-2-(methylthio)pyrimidine from above was added 30 mL of a solution of 70% ethylamine in water. The reaction mixture was heated to 50 °C for 3 h. After completion, excess ethylamine was evaporated on rotary evaporator under vacuum. The solid was filtered and dried under vacuum to afford *N*-ethyl-6-methyl-2-(methylthio)pyrimidin-4-amine (20 g, 90% yield).



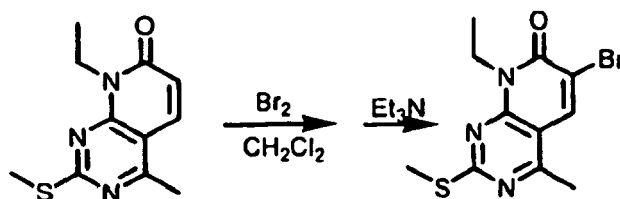
[0273] To the solution of *N*-ethyl-6-methyl-2-(methylthio)pyrimidin-4-amine (20 g, 121.6 mmol) in methanol was added iodine monochloride (26.58 g, 163.7 mmol) in small portions at 0 °C. Then the reaction mixture was stirred overnight. After evaporation of solvent, the residue was triturated with acetone. The product *N*-ethyl-5-iodo-6-methyl-2-(methylthio)pyrimidin-4-amine (25.2 g, 75% yield) was collected by filtration. ¹H NMR (400 MHz, CDCl₃): δ 5.37 (bs, 1H), 3.52 (q, J = 7.2 Hz, 1H), 2.50 (s, 3H), 1.26 (t, J = 7.2 Hz, 3H).



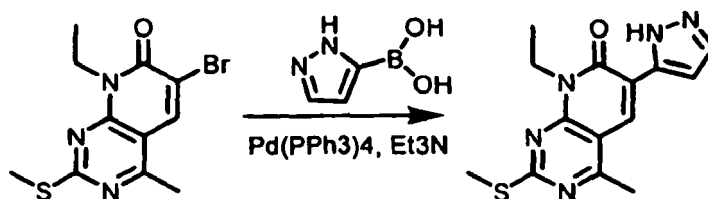
[0274] To the solution of *N*-ethyl-5-iodo-6-methyl-2-(methylthio)pyrimidin-4-amine (25.2 g, 81.48 mmol) in DMA (260 mL) were added ethyl acrylate (12.23 g, 122.2 mmol), Pd(OAc)₂ (3.65 g, 16.25 mmol), (+)BINAP and triethyl amine (24.68 g, 244.4 mmol). Then the reaction mixture was heated to 100°C and reacted overnight. After evaporation of solvent, the residue was diluted with water and the aqueous layer was extracted with ethyl acetate. The product (*E*)-ethyl-3-(4-(ethylamino)-6-methyl-2-(methylthio)pyrimidin-5-yl)acrylate (16.8 g, 73% yield) was isolated by silica gel column chromatography with 6-8% ethyl acetate in hexane as eluent. ¹H NMR (400 MHz, CDCl₃): δ 7.65 (d, J = 16.4 Hz, 1H), 6.20 (d, J = 16.4 Hz, 1H), 5.15 (bs, 1H), 4.28 (q, J = 7.2 Hz, 2H), 3.54 (q, J = 7.2 Hz, 2H), 2.53 (s, 3H), 2.37 (s, 3H), 1.35 (t, J = 7.2 Hz, 3H), 1.24 (t, J = 7.2 Hz, 3H).



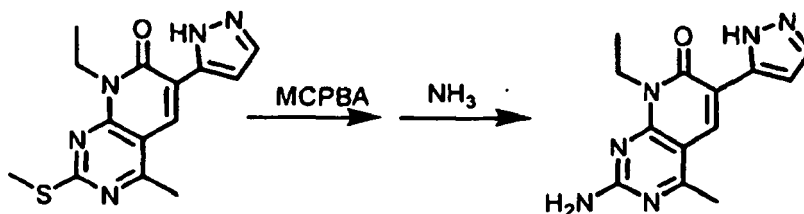
[0275] To a solution of (*E*)-ethyl-3-(4-(ethylamino)-6-methyl-2-(methylthio)pyrimidin-5-yl)acrylate (16.8 g, 59.8 mmol) in DIPEA was added 1,8-diazabicyclo[5.4.0]undec-7-ene (DBU, 18.21 g, 119.6 mmol) at room temperature. Then the reaction mixture was heated to reflux and reacted for 15 h. After evaporation of solvent, the residue was triturated with acetone. The product 8-ethyl-4-methyl-2-(methylthio)pyrido[2,3-d]pyrimidin-7(8H)-one (10.77 g, 77% yield) was collected by filtration. ¹H NMR (400 MHz, CDCl₃): δ 7.78 (d, J = 9.6 Hz, 1H), 6.63 (d, J = 9.6 Hz, 1H), 4.5 (q, J = 7.2 Hz, 2H), 2.67 (s, 3H), 2.62 (s, 3H), 1.33 (t, J = 7.2 Hz, 3H).



[0276] To a solution of 8-ethyl-4-methyl-2-(methylthio)pyrido[2,3-d]pyrimidin-7(8H)-one (6.31 g, 26.84 mmol) in DCM was added Br₂ (4.79 g, 29.52 mmol) dropwise at room temperature. Then the reaction mixture was stirred at room temperature overnight. After filtration the solid was suspended in DCM (100 mL), and triethylamine (20 mL) was added. The mixture was washed with water and dried with Na₂SO₄, and the product 6-bromo-8-ethyl-4-methyl-2-(methylthio)pyrido[2,3-d]pyrimidin-7(8H)-one (6.96 g, 83 % yield) was obtained after evaporation of DCM. ¹H NMR (400 MHz, CDCl₃): δ 8.22 (s, 1H), 4.56 (q, J = 7.2 Hz, 2H), 2.68 (s, 3H), 2.62 (s, 3H), 1.34 (t, J = 7.2Hz, 3H).



[0277] To a solution of 6-bromo-8-ethyl-4-methyl-2-(methylthio)pyrido[2,3-d]pyrimidin-7(8H)-one (0.765 g, 2.43 mmol) in DME-H₂O (10:1 11 mL) was added 1 H-pyrazol-5-ylboronic acid (Frontier, 0.408 g, 3.65 mmol), [1,1'-bis(diphenylphosphino)ferrocene]dichloropalladium(II) complex with CH₂Cl₂ (Pd(dppf), 0.198 g, 0.243 mmol) and triethylamine (0.736 g, 7.29 mmol) at room temperature. Then the reaction mixture was heated to reflux and reacted for 4 h. After cooling down to room temperature, the reaction mixture was partitioned with water and ethyl acetate. After separation, the organic layer was dried with Na₂SO₄, and the product 8-ethyl-4-methyl-2-(methylthio)-6-(1H-pyrazol-5-yl)pyrido[2,3-d]pyrimidin-7(8H)-one (0.567 g, 77 % yield) was obtained by silica gel column chromatography. ¹H NMR (400 MHz, CDCl₃): δ 13.3 (bs, 1H), 8.54 (s, 1H), 7.82-7.07 (m, 2H), 4.45 (q, J = 7.2 Hz, 2H), 2.71 (s, 3H), 2.60 (s, 3H), 1.26 (t, J = 7.2Hz, 3H).



[0278] To the solution of 8-ethyl-4-methyl-2-(methylthio)-6-(1H-pyrazol-5-yl)pyrido[2,3-d]pyrimidin-7(8H)-one (0.123 g, 0.41 mmol) in DCM (2 mL) was added MCPBA (0.176 g, 77%, 0.785 mmol) in a small portion at room temperature. Then the reaction mixture was stirred for 4 h. After evaporation of DCM, dioxane (1 mL) and liquid ammonia (1 mL) were introduced. The reaction was stirred at room temperature overnight. The product 2-amino-8-ethyl-4-methyl-6-(1H-pyrazol-5-yl)pyrido[2,3-d]pyrimidin-7(8H)-one (50.4 mg) was obtained by silica gel column chromatography. ¹H NMR (400 MHz, CD₃OD): δ 8.41 (s, 1H), 7.62 (d, J = 2.0 Hz, 1H), 6.96 (d, J = 2.0Hz, 1H), 4.51 (q, J = 7.2Hz, 2H), 2.64 (s, 3H), 1.29 (t, J = 7.2Hz, 3H); MS (EI) for C₁₃H₁₄N₆O: 271.3 (MH⁺).

[0279] Using the same or analogous synthetic techniques and substituting with appropriate reagents, the following compounds were prepared:

Example 1a. 2-(amino)-8-ethyl-4-ethyl-6-(1H-pyrazol-5-yl)pyrido[2,3-d]pyrimidin-7(8H)-one: ¹H NMR (400 MHz, DMSO-D₆): δ 8.40 (s, 1H), 7.27 (bs, 1H), 7.00 (s, 1H), 4.40 (q, J = 7.2 Hz, 2H), 2.95 (d, J = 7.20 Hz, 2H), 1.14 (t, J = 7.2 Hz, 3H), 1.08 (t, J = 7.2Hz, 3H), 0.89 (m, 1H), 0.24 (m, 2H), 0.01 (m, 2H); MS (EI) for C₁₄H₁₆N₆O: 285.2 (MH⁺).

Example 1b. 8-ethyl-4-methyl-2-(methylamino)-6-(1H-pyrazol-5-yl)pyrido[2,3-d]pyrimidin-7(8H)-one: ¹H NMR (400 MHz, CH₃OH-d₄): δ 8.39 (s, 1H), 7.60 (bs, 1H), 6.93 (bs, 1H), 4.53 (bs, 2H), 3.02 (s, 3H), 2.84 (bs, 3H), 1.33 (bs, 3H); MS (EI) for C₁₄H₁₆N₆O: 285.3 (MH⁺).

Example 1c. 8-Ethyl-2-[(2-fluoroethyl)amino]4-methyl-6-(1H-pyrazol-5-yl)pyrido[2,3-d]pyrimidin-7(8H)-one: ¹H

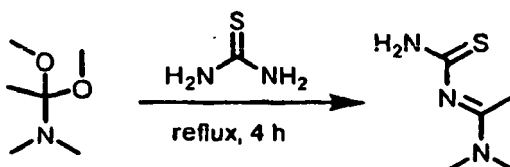
NMR (400 MHz, CH₃OH-*d*₄): δ 8.34 (bs, 1H), 7.25 (bs, 1H), 6.90 (bs, 1H), 4.60 (dt, *J* = 5.2, 2.2 Hz, 2H), 4.49 (q, *J* = 7.20 Hz, 2H), 3.78 (dt, *J* = 5.2, 2.2 Hz, 2H), 2.64 (s, 3H), 1.30 (t, *J* = 7.2 Hz, 3H); MS (EI) for C₁₅H₁₇FN₆O: 317.3 (M⁺).

Example 1d. 2-Amino-8-cyclopentyl-4-methyl-6-(1*H*-pyrazol-3-yl)pyrido[2,3-*d*]pyrimidin-7(8*H*)-one: ¹H NMR (400 MHz, DMSO-*d*₆): δ 13.10 (s, 1H), 8.42 (d, 1H), 7.70 (s, 1H), 7.20 (bs, 2H), 6.01 (m, 1H), 2.61 (s, 3H), 2.30 (m, 2H), 2.10 (m, 2H), 1.80 (m, 2H), 1.60 (m, 2H); MS (EI) for C₁₆H₁₈N₆O: 311.8 (M+H).

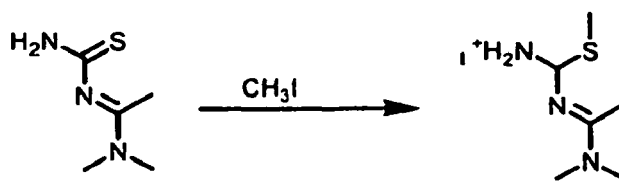
Intermediate 1

Alternate route to (E)-ethyl-3-(4-(ethylamino)-6-methyl-2-(methylthio)pyrimidin-5-yl)acrylate

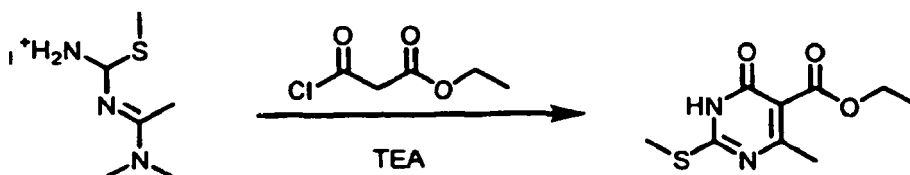
[0280]



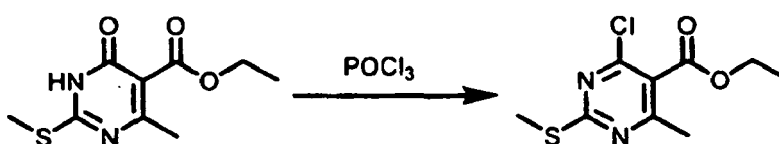
[0281] *N,N*-Dimethyl acetamide dimethyl acetal (75 g, 0.56 mole) was added to a suspension of thiourea (33.0 g, 0.43 mole) in methylene chloride. The mixture was heated under reflux for 4 h. The solvent was removed and the residue was crystallized from 5% MeOH and diethyl ether affording (1*E*)-*N'*-(aminocarbonothioyl)-*N,N*-dimethylethanimidamide (47.8 g, 76% yield).



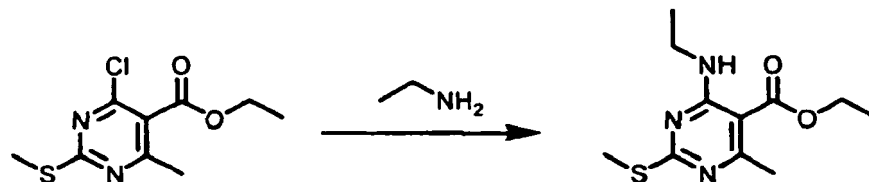
[0282] A suspension of (1*E*)-*N'*-(aminocarbonothioyl)-*N,N*-dimethylethanimidamide (47.8 g, 0.33 mole) in methyl iodide (150 mL) and THF (350 mL) was stirred for 18 h at room temperature. The mixture was evaporated under reduced pressure. After addition of 5% MeOH and diethyl ether, the compound precipitated and was collected by filtration affording (1*E*)-*N'*-[amino(methylthio)methyl]-*N,N*-dimethylethanimidamide hydrogen iodide salt (91.0 g, 96% yield).



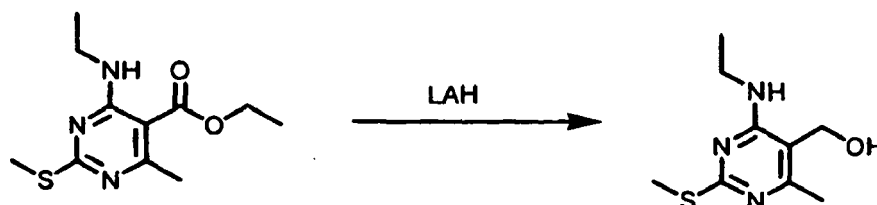
[0283] To a solution of (1*E*)-*N'*-[amino(methylthio)methyl]-*N,N*-dimethylethanimidamide hydrogen iodide salt (73.0 g, 0.26 mole) in dry dichloromethane (900 mL), was added ethyl 3-chloro-3-oxopropanoate (44 mL, 95% Lancaster, 0.34 mole) was added under a nitrogen atmosphere. The mixture was stirred for 4 h at room temperature, cooled to 0 °C then triethylamine (107 mL, 0.78 mole) was added. The reaction mixture was stirred overnight. The solvent was removed and H₂O was added. The pH was adjusted to pH = 5.0 with acetic acid and extracted with ethylacetate then evaporated and crystallized from the appropriate solvent (Ethylacetate-Hexanes mixture solvent, approximately 20% ethylacetate-Hexanes). This afforded ethyl 4-methyl-2-(methylthio)-6-oxo-1,6-dihydropyrimidine-5-carboxylate (36.5 g, 62% yield) after drying under vacuum.



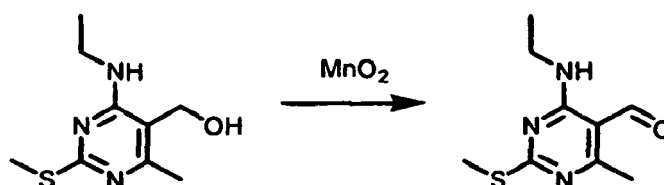
[0284] A solution of ethyl 4-methyl-2-(methylthio)-6-oxo-1,6-dihydropyrimidine-5-carboxylate (60 g, 0.26 mole) and phosphorous oxychloride (POCl_3 , 320 mL) was heated under reflux for 4 to 5 h (monitor reaction by TLC using 30% ethylacetate and hexanes). After completion of reaction, phosphorous oxychloride was removed on a rotary evaporator. The residue was poured on to ice water and extracted with ethylacetate several times. The combined organic layers were evaporated, on a rotary evaporator, to give crude ethyl 4-chloro-6-methyl-2-(methylthio)pyrimidine-5-carboxylate (65 g). This compound was used without purification.



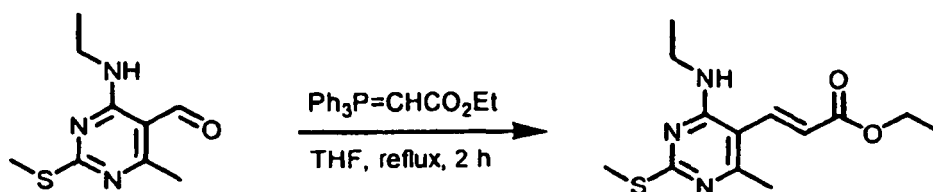
[0285] To a solution of ethyl 4-chloro-6-methyl-2-(methylthio)pyrimidine-5-carboxylate (65 g) in THF (1000 mL) and triethylamine (110 mL, 0.81 mole) was added ethylamine (2.0 M in THF, 0.81 mole) at 0 °C. This reaction mixture was stirred at room temperature overnight and then solvents were removed on a rotary evaporator. H_2O was added and the mixture extracted with ethyl acetate several times. Solvents from the combined organic layers were removed on a rotary evaporator affording 58 g (86% yield) of ethyl 4-(ethylamino)-6-methyl-2-(methylthio)pyrimidine-5-carboxylate. This material was used as such without further purification.



[0286] To a lithium aluminum hydride solution (LAH, 1.0 M solution in THF, Aldrich, 450 mL) was added a solution of ethyl 4-(ethylamino)-6-methyl-2-(methylthio)pyrimidine-5-carboxylate (57 g) in THF (1000 mL). The reaction mixture was stirred overnight. After cooling to 0 °C, the reaction mixture was cautiously quenched with a 1:9 mixture of H_2O /THF until gas evolution has ceased, then diluted with H_2O (500 mL) and stirred well for 2 h. The resulting slurry was extracted with ethylacetate several times. The aqueous layer was then filtered through Celite and washed with ethylacetate again. The combined organic layers were washed with brine, dried and concentrated under reduced pressure to give 41.0 g (85% yield) of [4-(ethylamino)-6-methyl-2-(methylthio)pyrimidin-5-yl]methanol as a light yellow crystal, which was used without purification in the next step.



[0287] To a solution of [4-(ethylamino)-6-methyl-2-(methylthio)pyrimidin-5-yl]methanol (41.0 g) in chloroform (4000 mL) was added manganese oxide (125 g, 1.4 mole) and stirred for 4 h at room temperature. More manganese oxide was added until the disappearance of alcohol compound was observed. The reaction mixture was filtered through Celite and washed with some chloroform and evaporated all organic solvents to give 38 g (92 % yield) of 4-(ethylamino)-6-methyl-2-(methylthio)pyrimidine-5-carbaldehyde as a colorless solid, which was used without purification in the next step.

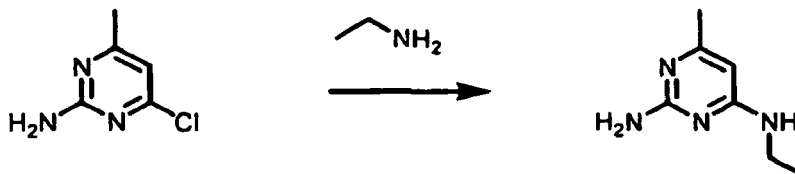


[0288] To a solution of 4-(ethylamino)-6-methyl-2-(methylthio)pyrimidine-5-carbaldehyde (38 g, 180 mmol) in THF (500 mL) was added (Carbethoxymethylene) triphenylphosphorane (95%, Aldrich, 85.18 g, 244 mmol). The reaction mixture was heated to reflux for 1.5 h and was monitored by TLC (4:1 hexanes/ethylacetate). The reaction was cooled to room temperature and was concentrated on a rotary evaporator. It was directly subjected to column chromatography (4:1 hexanes/ethylacetate) to give (E)-ethyl-3-(4-(ethylamino)-6-methyl-2-(methylthio)pyrimidin-5-yl)acrylate as a white crystal, 46.14 g (91% yield).

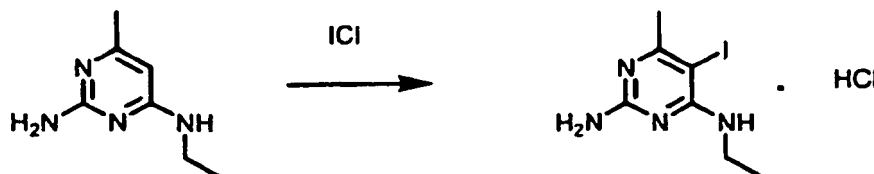
Example 2

2-Amino-6-bromo-8-ethyl-4-methylpyrido[2,3-d]pyrimidin-7(8H)-one

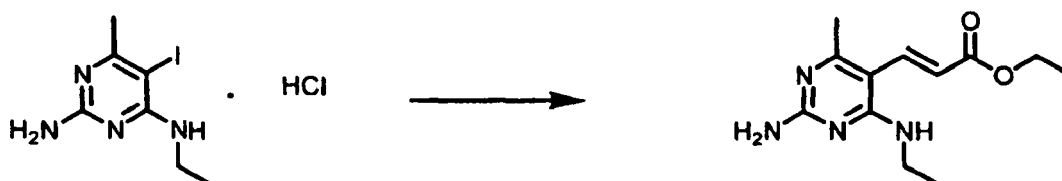
[0289]




[0290] To a 3-necked 3-L flask, that was equipped with an overhead stirrer, was added in order 2-amino-4-chloro-6-methylpyrimidine (Aldrich, 100 g, 0.696 mol, 1 equiv.), ethylamine (70% ethylamine in water, Lancaster, 625 mL), 625 mL H₂O, and 125 mL TEA (0.889 mol, 1.28 equiv.). The mixture was stirred and heated at reflux for 20 h, during which time the reaction turned homogeneous. The reaction was allowed to cool to room temperature. The volatile ethylamine was removed on a rotary evaporator. A precipitate formed. The aqueous mixture containing the precipitate was allowed to stand at room temperature for 2 h and then filtered. After drying under vacuum, 106 g (100% yield) of 2-amino-6-ethylaminopyrimidine was obtained as a colorless solid. This material was used as such in the following reaction.



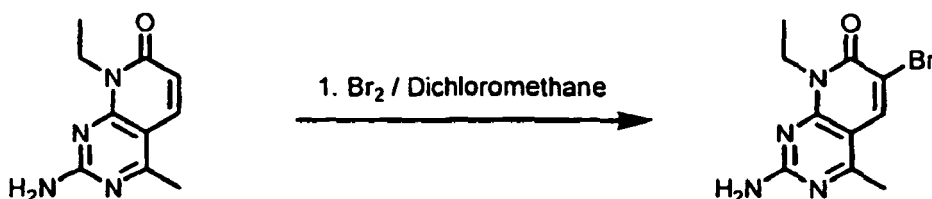
[0291] To a solution of 2-amino-6-ethylaminopyrimidine (98 g, 0.64 mol) in methanol (1.6 L) was added ICI (115.0 g, 0.71 mol) in a small portion at 15 °C. Then the reaction mixture was stirred at room temperature for 3 h (monitored by LC/MS). After evaporation of solvent by rotary evaporator, the residue was triturated with acetone. 2-amino-6-ethylamino-4-iodopyrimidine hydrochloride (188.5 g, 93% isolated yield) was obtained by vacuum filtration and drying. ¹H NMR (400 MHz, CD₃OD) δ 3.58 (q, 2H), 2.14 (s, 3H), 1.11 (t, 3H); MS (EI) for C₇H₁₁N₄Cl: 279.1 (MH⁺).



[0292] To a three-neck round bottom flask equipped with over-head mechanic stirrer were added 2-amino-6-ethylamino-4-iodopyrimidine hydrochloride (188.5 g, 0.60 mol), ethyl acrylate (221 mL, 2.0 mol), triethylamine (285 mL, 2.0 mol), DMF (1.3 L), and tetrakis(triphenylphosphine)palladium(0) (Pd(PPh₃)₄, 31.3 g, 0.027 mol). The reaction mixture was heated to 95°C and stirred for 3 h (monitored by LC/MC). After reaction completion, the reaction mixture was evaporated about to 1/10 of original volume and partitioned with 500 mL of ethyl acetate and 1000 mL of water. The aqueous layer was extracted with ethyl acetate 5 times. (E)-Ethyl 3-(2-amino-4-(ethylamino)-6-methylpyrimidin-5-yl)acrylate (100 g, 67% yield) was obtained by recrystallization from acetone after evaporation of ethyl acetate. ¹H NMR (400 MHz, CD₃OD) δ 7.48 (dd, *J*₁ = 16.0 Hz, *J*₂ = 4.0 Hz, 1H), 6.20 (dd, *J*₁ = 16 Hz, *J*₂ = 4 Hz, 1H), 4.25 (q, *J* = 7.2 Hz, 2H), 3.51 (q, *J* = 7.6 Hz, 2H), 2.39 (s, 3H), 1.3 (t, *J* = 7.2 Hz, 3H), 1.2 (t, *J* = 7.6 Hz, 3H). MS (EI) for C₁₂H₁₈N₄O₂: 251.3 (MH⁺).



[0293] (E)-Ethyl 3-(2-amino-4-(ethylamino)-6-methylpyrimidin-5-yl)acrylate (4.50 g, 18.0 mmol) was added to DBU (10.95 g, 4.0 equiv.) and the mixture was heated to 165°C and stirred for 24 h. After that, the mixture was cooled to 70°C followed by the addition of H₂O (20 mL) to precipitate crystal and stirred for 1 h at room temperature. The crystal was collected and washed with H₂O and acetone and dried under vacuum to afford 2.70 g (73.5% yield) of 2-amino-8-ethyl-4-methylpyrido[2,3-d]pyrimidin-7(8H)-one as a light yellowish brown solid. LC/MS: Calculated for C₁₀H₁₂N₄O (204.2). Found: 205.31 (M+1); HPLC analytical purity: 98.5%. ¹H NMR (400 MHz, DMSO-*d*₆): δ 7.9 (d, 1H), 7.20 (bs, 2H), 6.20 (m, 1H), 4.20 (q, 2H), 2.50 (s, 3H), 1.20 (t, 3H); MS (EI) for C₁₀H₁₂N₄O: 205.11 (MH⁺).

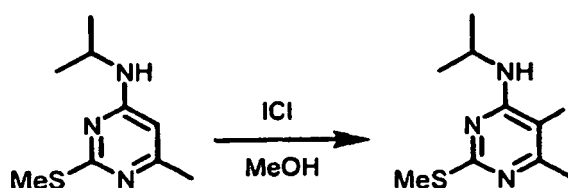


[0294] 2-Amino-8-ethyl-4-methylpyrido[2,3-d]pyrimidin-7(8H)-one (2.70 g, 13.2 mmol) was added to dichloromethane (100 mL), and then bromine (0.75 mL, 1.10 equiv.) was added slowly. This reaction mixture was stirred for 3 h at room temperature. After that, the solvent was evaporated nearly 80% volume of reaction mixture under vacuum, and then acetone was added to give 3.54 g 2-Amino-6-bromo-8-ethyl-4-methylpyrido[2,3-d]pyrimidin-7(8H)-one as a tan solid. LC/MS: Calculated for C₁₀H₁₁BrN₄O (283.12). Found: 285.15 (M+2). HPLC analytical purity: 97.7%.

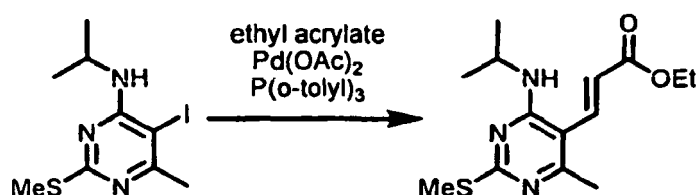
Example 3

2-Amino-4-methyl-8-(methylethyl)-6-(1H-pyrazol-3-yl)pyrido[2,3-d]pyrimidin-7(8H)-one

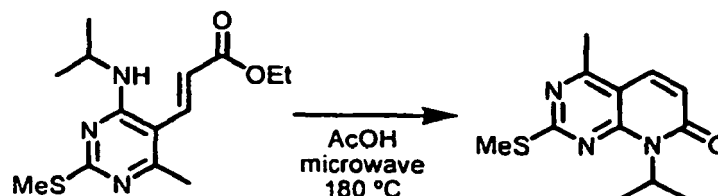
[0295]



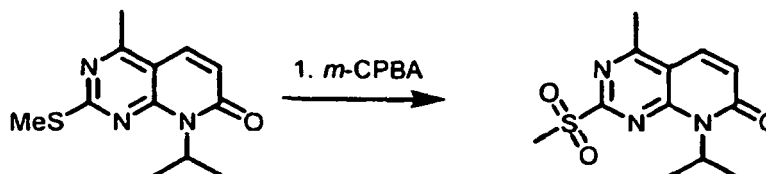
[0296] To a crude solution of *N*-isopropyl-6-methyl-2-(methylthio)pyrimidin-4-amine (44.6 g, 224 mmol), prepared using analogous procedures as described in Example 1, in 400 mL of methanol was added ICl (40.0 g, 246 mmol) in small portions at room temperature. The reaction mixture was then stirred at for 3 h monitoring by LC/MS. After evaporation of solvent by rotary evaporator, the residue was triturated with acetone to yield 5-iodo-*N*-isopropyl-6-methyl-2-(methylthio)pyrimidin-4-amine. ¹H NMR (400 MHz, CDCl₃) δ 6.37 (br m, 1H), 4.47 (m, 1H), 2.78 (s, 3H), 2.67 (s, 3H), 1.41 (d, J = 6.4, 6H).



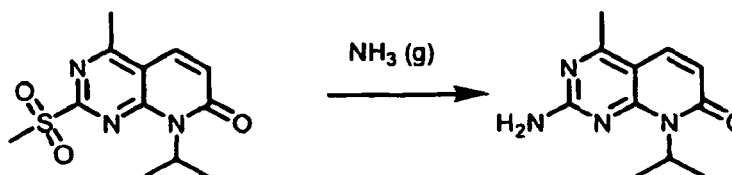
[0297] 5-Iodo-*N*-isopropyl-6-methyl-2-(methylthio)pyrimidin-4-amine (8.1 g, 26.2 mmol), ethyl acrylate (5.24 g, 52.4 mmol), triethylamine (10.6 g, 105 mmol), palladium (II) acetate (1.17 g, 5.23 mmol), and tri-*o*-tolyl phosphine (1.59 g, 5.23 mmol) were added in that order to 10.8 mL of DMA in a pressure tube and sealed. The reaction mixture was heated to 100°C and allowed to stir overnight. The reaction was quenched by filtration through a short silica plug washing with ACN. The solvent was evaporated and diluted with ethyl acetate then extracted with 10 % aqueous LiCl, followed by water and brine. NOTE: Extraction is necessary to remove all DMA giving resolution in chromatography. The sample was purified by silica gel column chromatography using 20 % ethyl acetate/hexane as eluent. Desired fractions were combined and reduced to afford 2.5 g (34 % yield) of ethyl (2*E*)-3-[4-(isopropylamino)-6-methyl-2-(methylthio)pyrimidin-5-yl]acrylate as a yellow/orange oil.



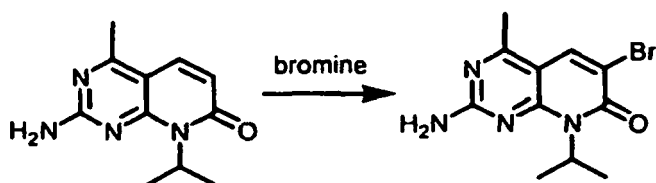
[0298] (E)-Ethyl 3-[4-(isopropylamino)-6-methyl-2-(methylthio)pyrimidin-5-yl]acrylate (2.5 g, 8.46 mmol) was dissolved in acetic acid by gentle warming. Sample was placed in microwave reactor for 6 h at 180°C, 300 W, and 200 PSI. The product was purified by silica gel column chromatography eluting with 20 % ethyl acetate/hexane. Desired fractions were combined and reduced into 8-isopropyl-4-methyl-2-(methylthio)pyrido[2,3-d]pyrimidin-7(8*H*)-one as a yellow powder (1.20 g, 57 % yield) which was then dried under heavy vacuum overnight. ¹H NMR (400MHz, CDCl₃) δ 7.74 (d, *J* = 9.6, 1H), 6.58 (d, *J* = 9.6, 1H), 5.84 (br s, 1H), 2.65 (s, 3H), 2.63 (s, 3H), 1.63 (d, *J* = 6.8, 6H).



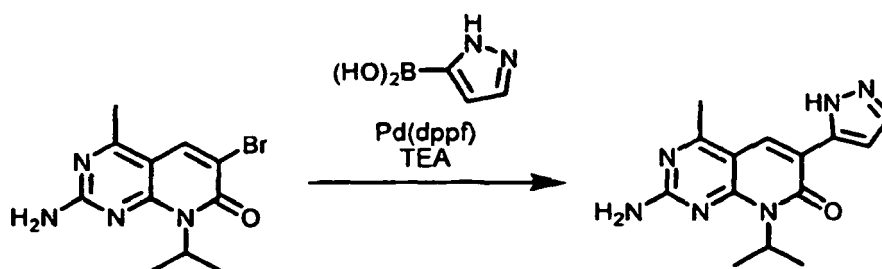
[0299] 8-Isopropyl-4-methyl-2-(methylthio)pyrido[2,3-d]pyrimidin-7(8*H*)-one (5.38 g, 21.59 mmol) was dissolved in 100 mL DCM. To the stirring solution, *m*-CPBA (13.97 g, 64.78 mmol) was added. The reaction was allowed to stir for 2.5 h at room temperature. LCMS indicated reaction had gone to completion. Sample was diluted with 300 mL of DCM and 300 mL K₂CO₃, upon addition of base a white precipitate formed that dissolved in excess H₂O. Organic layer was extracted further with H₂O and brine, and then dried over Na₂CO₃. The solvent was evaporated to afford the product 8-isopropyl-4-methyl-2-(methylsulfonyl)pyrido[2,3-d]pyrimidin-7(8*H*)-one (6.0 g, 99 % yield) as a light yellow oil that was used immediately in the next reaction.



[0300] 8-isopropyl-4-methyl-2-(methylsulfonyl)pyrido[2,3-d]pyrimidin-7(8*H*)-one (approximately 3.0 g) was dissolved in 50 mL THF, in a 350 mL pressure tube. While stirring, NH₃ (g) was bubbled in through solution for 1.5 minutes. A color change was observed from light yellow to olive green in about 120 seconds. The tube was sealed and stirred at room temperature overnight. A precipitate had formed. The reaction mixture, including precipitate, was reduced to near dryness, filtered and washed with a minimal volume of cold THF, affording 2.88 g of 2-amino-8-isopropyl-4-methylpyrido[2,3-d]pyrimidin-7(8*H*)-one.

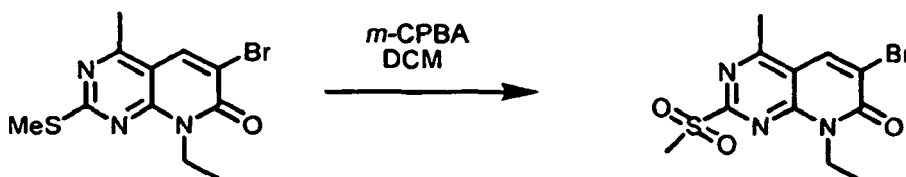


[0301] To a solution of 2-amino-8-isopropyl-4-methylpyrido[2,3-d]pyrimidin-7(8H)-one (2.88 g, 13.19 mmol) dissolved in 80 mL of DCM at 0 °C, (4.21 g, 26.39 mmol) bromine was added. Reaction vessel was removed from ice bath and allowed to react at room temperature over night. LCMS indicated complete conversion of starting material to product. Sample was evaporated to remove DCM and excess bromine. Orange solid was diluted in ethyl acetate and extracted with 10 % NaHSO₃, H₂O, and brine. Organic layer was dried over Na₂SO₄, filtered, and reduced to dryness yielding 2-amino-6-bromo-8-isopropyl-4-methylpyrido[2,3-d]pyrimidin-7(8H)-one as a light yellow powder (2.2 g, 56% yield). ¹H NMR (400MHz, CDCl₃) δ 8.08 (s, 1 H), 5.83 (m, 1 H), 5.69 (br s, 2H), 2.60 (s, 3H), 1.58 (d, J = 6.8, 6H).

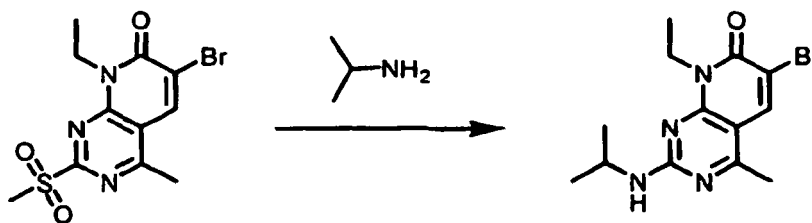


[0302] In a 350 mL pressure tube 2-amino-6-bromo-8-isopropyl-4-methylpyrido[2,3-d]pyrimidin-7(8H)-one (1.50 g, 5.05 mmol), 1H-pyrazol-3-yl boronic acid (1.12 g, 10.09 mmol), K₂CO₃ (336 mg, 15.1 mmol), and tetrakis(triphenylphosphine) palladium (0) (583 mg, 0.0504 mmol) were dissolved in 50 mL dioxane and 5 mL H₂O. The tube was sealed, heated to 100°C and allowed to react overnight. A color change was observed. LCMS indicated no presence of starting material. Sample was filtered through a syringe filter and evaporated to dryness. Compound was dissolved in ethyl acetate and triturated in hexane. Light yellow powder of 2-amino-8-isopropyl-4-methyl-6-(1H-pyrazol-5-yl)pyrido[2,3-d]pyrimidin-7(8H)-one (195 mg, 13.7% yield) was found to be 98% pure by HPLC. ¹H NMR (400MHz, CDCl₃) δ 12.97 (br s, 1 H), 8.35 (s, 1 H), 7.60 (br s, 1H), 7.21 (s, 2H), 6.94 (s, 1 H), 5.86 (br s, 1H), 2.50 (m, 6H), 1.54 (s, 3H), MS (EI) for C₁₄H₁₆N₆O: 285.0 (MH⁺).

Example 4



[0303] 3-Chloroperbenzoic acid (0.565 g, 3.27 mmol) was added to a solution of 6-bromo-8-ethyl-4-methyl-2-(methylthio)pyrido[2,3-d]pyrimidin-7(8H)-one (0.308 g, 0.980 mmol) in dichloromethane (5.0 mL) at room temperature. After 30 minutes, the reaction was diluted with dichloromethane (50 mL) and washed twice with saturated NaHCO₃, followed by brine. The organic phase was separated and dried over Na₂SO₄, filtered, and concentrated in vacuo. The residue was precipitated with ethyl acetate to provide 8-ethyl-4-methyl-2-(methylsulfonyl)pyrido[2,3-d]pyrimidin-7(8H)-one (302 mg, 89 % yield) as a yellow solid.



[0304] To a stirred solution of (76.5 mg, 0.221 mmol) in 1.5 mL of CH_2Cl_2 was added isopropyl amine (709.9 mg, 12.0 mmol, 54 eq.) The reaction was stirred for 15 h at room temperature. The reaction was diluted with CH_2Cl_2 and extracted with 2N NaOH, H_2O , and brine. The organic layer was dried over Na_2SO_4 , filtered and concentrated. The crude material was purified using preparative HPLC. Lyophilization of the product containing fractions afforded 19.9 mg (27.6 %yield) of 6-bromo-8-ethyl-2-(isopropylamino)-4-methylpyrido[2,3-d]pyrimidin-7(8H)-one: ^1H NMR (400 MHz, CDCl_3): δ 8.08 (s, 1H), 5.30 (bs, 1H), 4.48 (bd, 2H), 4.18 (bs, 1H), 2.52 (s, 3H), 1.62 (bs, 3H), 1.29 (m, 9H), MS (EI) for $\text{C}_{13}\text{H}_{17}\text{BrN}_4\text{O}$: 325.2 (MH^+).

[0305] Using the same or analogous synthetic techniques and substituting with appropriate reagents, the following compounds were prepared:

Example 4b. 6-bromo-2-(*tert*-butylamino)-8-ethyl-4-methylpyrido[2,3-d]pyrimidin-7(8H)-one: ^1H NMR (400 MHz, CDCl_3): δ 8.08 (s, 1H), 5.47 (bs, 1H), 4.48 (m, 2H), 2.50 (s, 3H), 1.58 (bs, 3H), 1.49 (s, 9H), MS (EI) for $\text{C}_{14}\text{H}_{19}\text{BrN}_4\text{O}$: 339.2 (MH^+)

Example 4c. 6-Bromo-2-(cyclopentylamino)-8-ethyl-4-methylpyrido[2,3-d]pyrimidin-7(8H)-one: ^1H NMR (400 MHz, CDCl_3): δ 8.07 (s, 1H), 5.89 (bs, 1H), 4.49 (bd, 2H), 2.51 (s, 3H), 2.07 (m, 2H), 1.71 (m, 2H), 1.58 (m, 2H), 1.31 (t, 3H), MS (EI) for $\text{C}_{15}\text{H}_{19}\text{BrN}_4\text{O}$: 351.2 (MH^+) **Example 4d.** 6-Bromo-2-(cyclohexylamino)-8-ethyl-4-methylpyrido[2,3-d]pyrimidin-7(8H)-one: ^1H NMR (400 MHz, CDCl_3): δ 8.07 (s, 1H), 5.41 (bs, 1H), 4.47 (bd, 2H), 3.84 (bs, 1H), 2.51 (s, 3H), 2.05 (d, $J = 12.4$ Hz, 2H), 1.77 (m, 2H), 1.64 (br m, 4H), 1.39 (m, 2H), 1.30 (m, 3H), MS (EI) for $\text{C}_{16}\text{H}_{21}\text{BrN}_4\text{O}$: 365.2 (MH^+)

Example 4e. 6-Bromo-8-ethyl-4-methyl-2-(2-morpholinoethylamino)pyrido[2,3-d]pyrimidin-7(8H)-one: ^1H NMR (400 MHz, CDCl_3): δ 8.08 (s, 1H), 6.22 (bs, 1H), 4.48 (q, $J = 6.4$ Hz, 2H), 3.74 (t, $J = 4.4$ Hz, 1H), 3.57 (q, $J = 4.8$ Hz, 3H), 2.98 (bs, 2H), 2.63 (t, $J = 6.0$ Hz, 2H), 2.53 (s, 3H), 1.30 (t, $J = 6.8$ Hz, 2H), MS (EI) for $\text{C}_{16}\text{H}_{22}\text{BrN}_5\text{O}$: 396.2 (MH^+)

Example 4f. 6-Bromo-8-ethyl-4-methyl-2-[(3-morpholino-4-ylpropyl)amino]pyrido[2,3-d]pyrimidin-7(8H)-one: ^1H NMR (400 MHz, CDCl_3): δ 8.07 (s, 1H), 6.23 (bs, 1H), 4.47 (bs, 1H), 3.75 (m, 4H), 3.57 (m, 2H), 2.52 (m, 4H), 2.48 (m, 2H), 1.82 (m, 2H), 1.28 (s, 3H), MS (EI) for $\text{C}_{17}\text{H}_{24}\text{BrN}_5\text{O}$: 410.2 (MH^+)

Example 4g. 6-Bromo-2-[[3-(dimethylamino)propyl]amino]-8-ethyl-4-methylpyrido[2,3-d]pyrimidin-7(8H)-one: ^1H NMR (400 MHz, CDCl_3): δ 8.08 (s, 1H), 7.26 (bs, 1H), 4.47 (m, 2H), 3.54 (m, 2H), 2.78 (t, $J = 7.6$ Hz, 2H), 2.52 (s, 3H), 2.50 (s, 3H), 2.04 (s, 3H), 2.00 (m, 2H), 1.29 (t, $J = 7.2$ Hz, 3H), MS (EI) for $\text{C}_{15}\text{H}_{22}\text{BrN}_5\text{O}$: 369.2 (MH^+)

Example 4h. 8-Ethyl-2-(ethylamino)-4-methylpyrido[2,3-d]pyrimidin-7(8H)-one: ^1H NMR (400 MHz, CDCl_3): δ 7.67 (d, $J = 9.2$ Hz, 1H), 6.39 (d, $J = 9.2$ Hz, 1H), 5.31 (bs, 1H), 2.54 (s, 3H), 4.32 (q, $J = 6.8$ Hz, 2H), 3.52 (q, $J = 6.8$ Hz, 2H), 2.53 (s, 3H), 1.15 (m, 6H); MS (EI) for $\text{C}_{12}\text{H}_{16}\text{N}_4\text{O}$: 233.2 (MH^+).

Example 4j. 6-Bromo-2-[[2-(dimethylamino)ethyl]amino]-8-ethyl-4-methylpyrido[2,3-d]pyrimidin-7(8H)-one: ^1H NMR (400 MHz, $\text{DMSO}-d_6$): δ 8.37 (s, 1H), 7.83 (bt, $J = 8.0$ Hz, 1H), 4.34 (q, $J = 8.0$ Hz, 2H), 3.42 (q, $J = 4.0$ Hz, 2H), 2.51 (s, 3H), 2.45 (t, $J = 4.0$ Hz, 2H), 1.83 (s, 6H), 1.20 (t, $J = 8.0$ Hz, 3H); MS (EI) for $\text{C}_{14}\text{H}_{20}\text{BrN}_5\text{O}$: 354.3 (M^+).

Example 4k. 6-bromo-2-(ethylamino)-4-methyl-8-(1-methylethyl)pyrido[2,3-d]pyrimidin-7(8H)-one: ^1H NMR (400 MHz, CDCl_3): δ 8.04 (s, 1H), 6.66 (bs, 1H), 5.83 (sept, $J = 6.8$ Hz, 1H), 3.54 (dq, $J = 12.8, 7.6$ Hz, 2H), 2.62 (s, 3H), 1.60 (d, $J = 6.8$ Hz, 6H), 1.34 (t, $J = 7.2$ Hz, 3H); MS (EI) for $\text{C}_{13}\text{H}_{17}\text{BrN}_4\text{O}$: 324.9 (M^+).

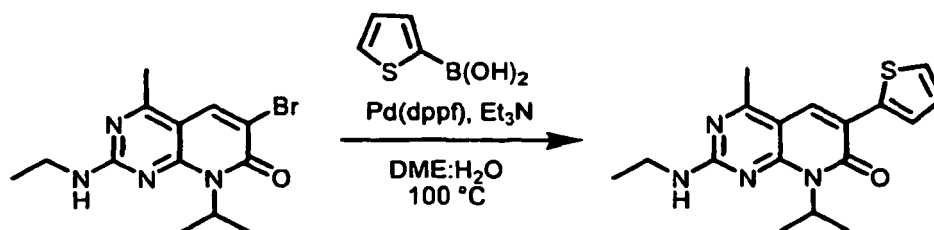
Example 4m. 6-Bromo-8-ethyl-4-methyl-2-morpholin-4-ylpyrido[2,3-d]pyrimidin-7(8H)-one: ^1H NMR (400 MHz, CDCl_3): δ 8.09 (s, 1H), 4.45 (q, $J = 6.8$ Hz, 2H), 3.92 (s, 3H), 3.79 (s, 3H), 2.55 (s, 3H), 1.30 (t, $J = 6.8$ Hz, 3H); MS (EI) for $\text{C}_{14}\text{H}_{17}\text{BrN}_4\text{O}_2$: 355.1 (M^+).

Example 4n. 6-Bromo-8-ethyl-4-methyl-2-[(phenylmethyl)amino]pyrido[2,3-d]pyrimidin-7(8H)-one: ^1H NMR (400 MHz, CDCl_3): δ 8.09 (s, 1H), 7.32 (m, 5H), 5.86 (bs, 1H), 4.68 (s, 2H), 4.43 (q, $J = 7.2$ Hz, 2H), 2.54 (s, 3H), 1.13 (t, $J = 7.2$ Hz, 3H); MS (EI) for $\text{C}_{17}\text{H}_{17}\text{BrN}_4\text{O}$: 375.1 (M^+). **Example 4p.** 6-Bromo-8-ethyl-2-(ethylamino)-4-methylpyrido[2,3-d]pyrimidin-7(8H)-one: ^1H NMR (400 MHz, CDCl_3): δ 8.09 (s, 1H), 5.71 (bs, 1H), 4.48 (bs, 2H), 3.54 (q, $J = 6.8$ Hz, 2H), 2.53 (s, 3H), 1.16 (m, 6H); MS (EI) for $\text{C}_{12}\text{H}_{15}\text{BrN}_4\text{O}$: 311.9 (MH^+).

Example 5

2-(Ethylamino)-4-methyl-8-(1-methylethyl)-6-(2-thienyl)pyrido[2,3-*d*]pyrimidin-7(8*H*)-one

[0306]



[0307] Pd(dppf) dichloromethane adduct (0.077 g, 0.095 mmol) was added to a suspension of 6-bromo-2-(ethylamino)-4-methyl-8-(1-methylethyl)pyrido[2,3-*d*]pyrimidin-7(8*H*)-one (0.154 g, 0.474 mmol), 2-thiophene boronic acid (0.079 g, 0.616 mmol), and triethylamine (165 μ L, 1.19 mmol) in 10:1 DME: water (1.5 mL). The reaction was heated to 100°C. After 5 h, the reaction was cooled to room temperature, filtered though a Celite plug and concentrated in vacuo. The residue was purified on SiO₂ (3:2 hexanes: ethyl acetate) to give 2-(ethylamino)-4-methyl-8-(1-methylethyl)-6-(2-thienyl)pyrido[2,3-*d*]pyrimidin-7(8*H*)-one (28 mg, 18 % yield) as a light yellow solid: ¹H NMR (400 MHz, CDCl₃): δ 8.06 (s, 1H), 7.60 (dd, *J* = 4.0, 1.2 Hz, 1H), 7.38 (dd, *J* = 5.2, 0.8 Hz, 1H), 7.10 (dd, *J* = 4.8, 3.2 Hz, 1H), 5.93 (bs, 1H), 5.13 (bs, 1H), 3.54 (pent, *J* = 7.2 Hz, 2H), 2.61 (s, 3H), 1.66 (d, *J* = 6.8 Hz, 6H), 1.28 (t, *J* = 7.6 Hz, 3H); MS (EI) for C₁₇H₂₀N₄OS: 329.0 (MH⁺).

[0308] Using the same or analogous synthetic techniques and substituting with appropriate reagents, the following compounds were prepared:

Example 5a. 2-(Ethylamino)-6-furan-2-yl-4-methyl-8-(1-methylethyl)pyrido[2,3-*d*]pyrimidin-7(8*H*)-one: ¹H NMR (400 MHz, CDCl₃): δ 8.43 (s, 1H), 7.81 (s, 1H), 7.47 (t, *J* = 2 Hz, 1H), 6.75 (dd, *J* = 2.0, 0.8 Hz, 1H), 5.92 (bs, 1H), 5.25 (bs, 1H), 3.53 (dq, *J* = 12.5, 7.6 Hz, 2H), 2.60 (s, 3H), 1.65 (d, *J* = 6.8 Hz, 6H), 1.29 (t, *J* = 7.2 Hz, 3H); MS (EI) FOR C₁₇H₂₀N₄O₂: 313.1 (MH⁺).

Example 5b. 2-(Ethylamino)-4-methyl-8-(1-methylethyl)-6-(1*H*-pyrazol-3-yl)pyrido[2,3-*d*]pyrimidin-7(8*H*)-one: ¹H NMR (400 MHz, CDCl₃): δ 8.08 (s, 1H), 7.61 (d, *J* = 2.0 Hz, 1H), 6.65 (bs, 1H), 5.93 (bs, 1H), 5.44 (bs, 1H), 3.55 (dq, *J* = 12.8, 6.4 Hz, 2H), 2.62 (s, 3H), 1.66 (d, *J* = 6.4 Hz, 6H), 1.30 (t, *J* = 7.6 Hz, 3H); MS (EI) for C₁₆H₂₀N₆O: 313.3 (MH⁺).

Example 5c. 2-(Ethylamino)-4-methyl-6-(1*H*-pyrazol-3-yl)pyrido[2,3-*d*]pyrimidin-7(8*H*)-one: ¹H NMR (400 MHz, MeOH-*d*₄:TFA-*d*, 10:1): δ 8.59 (s, 1H), 8.07 (s, 1H), 7.30 (s, 1H), 3.59 (q, *J* = 8.0 Hz, 2H), 2.88 (s, 3H), 1.28 (t, *J* = 8.0 Hz, 3H); MS (EI) for C₁₃H₁₄N₆O: 271.0 (MH⁺).

Example 5e. 8-Cyclopentyl-2-(ethylamino)-4-methyl-6-(1*H*-pyrazol-3-yl)pyrido[2,3-*d*]pyrimidin-7(8*H*)-one: ¹H NMR (400MHz, DMSO-*d*₆): δ 8.32 (s, 1H), 7.80 (s, 1H), 7.59 (s, 1H), 6.916 (s, 1H), 5.95 (m, 1H), 2.35 (bs, 2H), 1.95 (bs, 2H), 1.73 (bs, 2H), 1.61 (bs, 2H), 1.12 (t, *J* = 6.8 Hz, 3H), MS (EI) for C₁₈H₂₂N₆O: 339.1 (MH⁺)

Example 5f. 6-(2,4-Difluorophenyl)-8-ethyl-2-(ethylamino)-4-methylpyrido[2,3-*d*]pyrimidin-7(8*H*)-one: ¹H NMR (400 MHz, CDCl₃): δ 7.78 (d, 2H), 7.52 (m, 1H), 6.85 (m, 2H), 5.38 (bs, 1H), 4.48 (m, 2H), 3.56 (m, 2H), 2.57 (s, 3H), 1.39 (m, 6H); MS (EI) for C₁₈H₁₈F₂N₄O: 345.1 (MH⁺).

Example 5g. 6-(3-Chloro-4-fluorophenyl)-8-ethyl-2-(ethylamino)-4-methylpyrido[2,3-*d*]pyrimidin-7(8*H*)-one: ¹H NMR (400 MHz, CDCl₃): δ 7.79 (s, 2H), 7.57 (m, 1H), 7.19 (m, 1H), 5.41 (bs, 1H), 4.45 (bs, 2H), 3.58 (m, 2H), 2.59 (m, 3H), 1.36 (m, 6H); MS (EI) for C₁₈H₁₈ClF₂N₄O: 361.0 (MH⁺).

Example 5h. 6-(2,4-Dichlorophenyl)-8-ethyl-2-(ethylamino)-4-methylpyrido[2,3-*d*]pyrimidin-7(8*H*)-one: ¹H NMR (400 MHz, CDCl₃): δ 7.75 (s, 1H), 7.42 (d, 1H), 7.38 (m, 2H), 5.38 (bs, 1H), 4.42 (m, 2H), 3.59 (m, 2H), 2.56 (s, 3H), 1.24 (m, 6H); MS (EI) for C₁₈H₁₈Cl₂N₄O: 377.0 (M⁺), 379.0 (M+2)

Example 5i. 6-(3,4-Difluorophenyl)-8-ethyl-2-(ethylamino)-4-methylpyrido[2,3-*d*]pyrimidin-7(8*H*)-one: ¹H NMR (400 MHz, CDCl₃): δ 7.79 (s, 1H), 7.59 (m, 1H), 7.39 (m, 1H), 7.18 (m, 1H), 5.39 (bs, 1H), 4.46 (m, 2H), 3.58 (m, 2H), 2.59 (s, 3H), 1.27 (m, 6H); MS (EI) for C₁₈H₁₈F₂N₄O: 345.1 (MH⁺).

Example 5j. 8-Ethyl-2-(ethylamino)-4-methyl-6-[4-(phenyloxy)phenyl]pyrido[2,3-*d*]pyrimidin-7(8*H*)-one: ¹H NMR (400 MHz, CDCl₃): δ 7.78 (s, 1H), 7.63 (d, 2H), 7.39 (t, 2H), 7.16 (t, 1H), 7.04 (d, 4H), 5.38 (bs, 1H), 4.47 (m, 2H), 3.57 (m, 2H), 2.59 (s, 3H), 1.26 (m, 6H); MS (EI) for C₂₄H₂₄N₄O₂: 401.1 (MH⁺).

Example 5k. 8-Ethyl-2-(ethylamino)-4-methyl-6-naphthalen-1-ylpyrido[2,3-*d*]pyrimidin-7(8*H*)-one: ¹H NMR (400 MHz, CDCl₃): δ 7.84 (d, 2H), 7.80 (s, 1H), 7.73 (d, 1H), 7.48 (m, 4H), 5.39 (bs, 1H), 4.55 (bs, 2H), 3.59 (m, 2H), 2.54

(s, 3H), 1.37 (m, 6H); MS (EI) for $C_{22}H_{22}N_4O$: 359.1 (MH⁺).

Example 5m. 8-Ethyl-2-(ethylamino)-4-methyl-6-[3-(trifluoromethyl)phenyl]pyrido[2,3-*d*]pyrimidin-7(8*H*)-one: ¹H NMR (400 MHz, CDCl₃): δ 7.82 (m, 3H), 7.56 (m, 2H), 5.59 (bs, 1H), 4.47 (d, 2H), 3.51 (m, 2H), 2.58 (s, 3H), 1.30 (m, 6H); MS (EI) for $C_{19}H_{19}F_3N_4O$: 377.1 (MH⁺).

Example 5n. 8-Ethyl-2-(ethylamino)-4-methyl-6-(2-thienyl)pyrido[2,3-*d*]pyrimidin-7(8*H*)-one: ¹H NMR (400 MHz, CDCl₃): δ 8.09 (s, 1H), 7.64 (dd, *J* = 3.60, 1.20 Hz, 1H), 7.38 (dd, *J* = 5.20, 1.20 Hz, 1H), 7.10 (dd, *J* = 4.78, 3.60 Hz, 2H), 3.54 (qn, 2H), 2.62 (s, 3H), 1.30 (m, 6H); MS (EI) for $C_{16}H_{18}N_4OS$: 315.0 (MH⁺).

Example 5p. 6-(3-Chlorophenyl)-8-ethyl-2-(ethylamino)-4-methylpyrido[2,3-*d*]pyrimidin-7(8*H*)-one: ¹H NMR (400 MHz, CDCl₃): δ 7.78 (s, 1H), 7.65 (s, 1H), 7.56 (dd, 1H), 7.34 (m, 2H), 5.39 (bs, 1H), 4.43 (m, 2H), 3.57 (m, 2H), 2.59 (s, 3H), 1.32 (m, 6H); MS (EI) for $C_{18}H_{19}ClN_4O$: 343.0 (MH⁺).

Example 5q. 6-(4-Chlorophenyl)-8-ethyl-2-(ethylamino)-4-methylpyrido[2,3-*d*]pyrimidin-7(8*H*)-one: ¹H NMR (400 MHz, CDCl₃): δ 7.77 (s, 1H), 7.62 (dd, 2H), 7.40 (dd, 2H), 5.38 (bs, 1H), 4.47 (m, 2H), 3.58 (m, 2H), 2.59 (s, 3H), 1.39 (m, 6H); MS (EI) for $C_{18}H_{19}ClN_4O$: 343.0 (MH⁺).

Example 5r. 8-Ethyl-2-(ethylamino)-4-methyl-6-[4-(trifluoromethyl)phenyl]pyrido[2,3-*d*]pyrimidin-7(8*H*)-one: ¹H NMR (400 MHz, CDCl₃): δ 7.80 (m, 3H), 7.63 (dd, 2H), 5.39 (bs, 1H), 4.51 (m, 2H), 3.58 (m, 2H), 2.58 (s, 3H), 1.33 (m, 6H); MS (EI) for $C_{19}H_{19}F_3N_4O$: 343.0 (MH⁺).

Example 5s. 8-Ethyl-2-(ethylamino)-4-methyl-6-(3-thienyl)pyrido[2,3-*d*]pyrimidin-7(8*H*)-one: ¹H NMR (400 MHz, CDCl₃): δ 8.11 (dd, *J* = 2.10, 0.90 Hz, 1H), 7.94 (s, 1H), 7.52 (dd, *J* = 3.90, 1.20 Hz, 1H), 7.35 (qr, 1H), 5.33 (bs, 1H), 4.52 (qr, 2H), 2.58 (s, 3H), 1.28 (m, 6H); MS (EI) for $C_{16}H_{18}N_4OS$: 315.0 (MH⁺).

Example 5t. 8-Ethyl-2-(ethylamino)-4-methyl-6-(4-methyl-2-thienyl)pyrido[2,3-*d*]pyrimidin-7(8*H*)-one: ¹H NMR (400 MHz, CDCl₃): δ 8.01 (s, 1H), 7.52 (s, 1H), 6.93 (s, 1H), 5.38 (bs, 1H), 4.58 (qr, 2H), 3.57 (m, 2H), 2.61 (s, 1H), 2.33 (s, 1H), 1.60 (s, 3H); MS (EI) for $C_{17}H_{20}N_4OS$: 329.0 (MH⁺).

Example 5u. 8-Ethyl-2-(ethylamino)-4-methyl-6-(4-methyl-3-thienyl)pyrido[2,3-*d*]pyrimidin-7(8*H*)-one: ¹H NMR (400 MHz, CDCl₃): δ 7.69 (s, 1H), 7.38 (d, 1H), 6.99 (m, 1H), 5.35 (bs, 1H), 4.51 (qr, 2H), 3.57 (m, 2H), 2.58 (s, 3H), 2.22 (s, 3H), 1.32 (m, 6H); MS (EI) for $C_{17}H_{20}N_4OS$: 329.0 (MH⁺).

Example 5v. 1, 1-Dimethylethyl 2-[8-ethyl-2-(ethylamino)-4-methyl-7-oxo-7,8-dihydropyrido[2,3-*d*]pyrimidin-6-yl]-1*H*-pyrrole-1-carboxylate: ¹H NMR (400 MHz, CDCl₃): δ 7.65 (s, 1H), 7.38 (d, 1H), 6.22 (m, 2H), 5.29 (bs, 1H), 4.41 (m, 2H), 3.57 (m, 2H), 2.56 (s, 3H), 1.41 (s, 9H), 1.22 (m, 6H); MS (EI) for $C_{21}H_{27}N_5O_3$: 398.0 (MH⁺).

Example 5w. 8-Ethyl-2-(ethylamino)-4-methyl-6-(1*H*-pyrrol-2-yl)pyrido[2,3-*d*]pyrimidin-7(8*H*)-one: ¹H NMR (400 MHz, CDCl₃): δ 11.1 (bs, 1H), 7.99 (s, 1H), 6.85 (d, 1H), 6.62 (d, 1H), 6.29 (d, 1H), 5.28 (bs, 1H), 4.57 (m, 2H), 3.56 (m, 2H), 2.61 (s, 3H), 1.35 (m, 6H); MS (EI) for $C_{16}H_{19}N_5O$: 298.1 (MH⁺).

Example 5x. 8-Ethyl-2-(ethylamino)-6-furan-3-yl-4-methylpyrido[2,3-*d*]pyrimidin-7(8*H*)-one: ¹H NMR (400 MHz, CDCl₃): δ 8.42 (s, 1H), 7.83 (s, 1H), 7.43 (s, 1H), 6.76 (s, 1H), 5.37 (bs, 1H), 4.52 (m, 2H), 3.58 (m, 2H), 2.61 (s, 3H), 1.30 (m, 6H); MS (EI) for $C_{16}H_{18}N_4O_2$: 299.1 (MH⁺).

Example 5y. 8-Ethyl-2-(ethylamino)-4-methyl-6-[1-(phenylmethyl)-1*H*-pyrazol-4-yl]pyrido[2,3-*d*]pyrimidin-7(8*H*)-one: ¹H NMR (400 MHz, CDCl₃): δ 8.39 (s, 1H), 7.98 (d, 1H), 7.96 (d, 1H), 7.35 (m, 5H), 5.39 (s, 2H), 5.35 (bs, 1H), 4.52 (m, 2H), 3.58 (m, 2H), 2.62 (s, 3H), 1.35 (m, 6H); MS (EI) for $C_{22}H_{24}N_6O$: 389.3 (MH⁺).

Example 5z. 6-(3,5-Dimethylisoxazol-4-yl)-8-ethyl-2-(ethylamino)-4-methylpyrido[2,3-*d*]pyrimidin-7(8*H*)-one: ¹H NMR (400 MHz, CDCl₃): δ 7.59 (s, 1H), 7.24 (s, 1H), 5.43 (bs, 1H), 4.47 (bs, 2H), 3.56 (m, 2H), 2.58 (s, 3H), 2.39 (s, 3H), 2.25 (s, 3H), 1.29 (m, 6H); MS (EI) for $C_{17}H_{21}N_5O_2$: 328.1 (MH⁺).

Example 5aa. 8-Ethyl-2-(ethylamino)-4-methyl-6-(1*H*-pyrazol-5-yl)pyrido[2,3-*d*]pyrimidin-7(8*H*)-one: ¹H NMR (400 MHz, CDCl₃): δ 8.11 (s, 1H), 7.62 (s, 1H), 6.65 (d, 1H), 5.43 (bs, 1H), 4.58 (m, 2H), 3.59 (m, 2H), 2.62 (s, 3H), 1.38 (m, 6H); MS (EI) for $C_{15}H_{18}N_6O$: 299.1 (MH⁺).

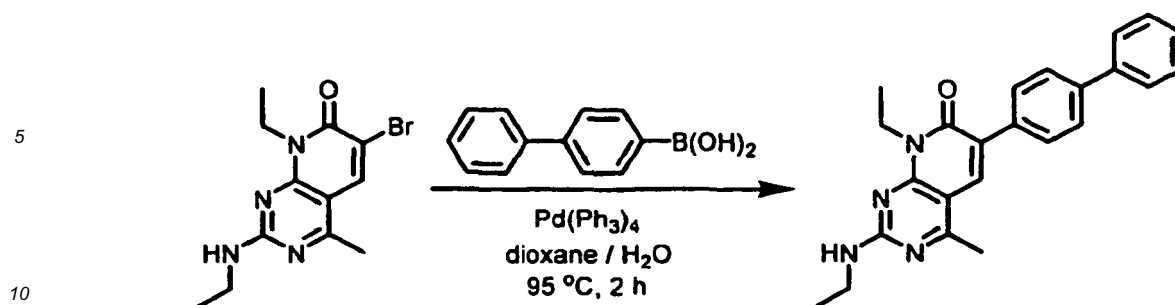
Example 5bb. 8-Ethyl-4-methyl-6-(1*H*-pyrazol-5-yl)-2-[(2,2,2-trifluoroethyl)amino]pyrido[2,3-*d*]pyrimidin-7(8*H*)-one: ¹H NMR (400 MHz, CDCl₃): δ 8.18 (s, 1H), 7.63 (d, 1H), 6.73 (d, 1H), 5.62 (bs, 1H), 4.58 (m, 2H), 4.30 (m, 2H), 2.74 (s, 3H), 1.35 (t, 3H); MS (EI) for $C_{15}H_{15}F_3N_6O$: 353.0 (MH⁺).

Example 5cc. 8-Ethyl-2-(ethylamino)-4-methyl-6-(1,3-thiazol-2-yl)pyrido[2,3-*d*]pyrimidin-7(8*H*)-one: ¹H NMR (400 MHz, CDCl₃): δ 8.87 (s, 1H), 7.98 (s, 1H), 7.43 (s, 1H), 7.22 (s, 1H), 5.56 (bs, 1H), 4.58 (bs, 2H), 2.72 (s, 3H), 1.36 (m, 6H); MS (EI) for $C_{15}H_{17}N_5OS$: 316.0 (MH⁺).

Example 6

6-Biphenyl-4-yl-8-ethyl-2-(ethylamino)-4-methylpyrido[2,3-*d*]pyrimidin-7(8*H*)-one

[0309]



[0310] 2-Ethylamino-6-bromo-8-ethyl-4-methylpyrido[2,3-*d*]pyrimidin-7(8*H*)-one (60 mg, 0.194 mmol), K₂CO₃ (81.0 mg, 3.0 equiv.), biphenyl boronic acid (17.8 mg, 1.5 equiv.) and Pd(PPh₃)₄ (10 mol %, 225 mg) were added to dioxane / H₂O (10 mL / 3 mL). The reaction was heated to 95 °C and stirred for 2 h. The reaction mixture was partitioned between organic and aqueous layers with ethyl acetate (20 mL) and H₂O (10 mL) and saturated aqueous NaCl (5 mL). The organic layer was dried over anhydrous magnesium sulfate, filtered and evaporated to give 6-Biphenyl-4-yl-8-ethyl-2-(ethylamino)-4-methylpyrido[2,3-*d*]pyrimidin-7(8*H*)-one (48.42 mg, 65 % yield): ¹H NMR (400 MHz, CDCl₃): δ 7.81 (s, 1H), 7.74 (m, 2H), 7.60 (m, 4H), 7.42 (m, 2H), 7.38 (m, 1H), 4.50 (q, 2H), 3.60 (q, 2H), 2.60 (s, 3H), 1.30 (m, 6H); MS (EI) for C₂₄H₂₄N₄O: 385.1 (MH⁺).

[0311] Using the same or analogous synthetic techniques and substituting with appropriate reagents, the following compounds were prepared:

Example 6a. 8-Ethyl 1-2-(ethylamino)-4-methyl-6-[4-(methyloxy)phenyl]pyrido[2,3-*d*]pyrimidin-7(8*H*)-one: ¹H NMR (400 MHz, CDCl₃): δ 7.81 (s, 1H), 7.60 (d, 2H), 6.96 (d, 2H), 4.50 (q, 2H), 3.82 (s, 3H), 3.58 (q, 2H), 2.58 (s, 3H), 1.30 (m, 6H); MS (EI) for C₁₉H₂₂N₄O₂: 339.1 (MH⁺).

Example 6b. 8-Ethyl-2-(ethylamino)-4-methyl-6-[2-(methyloxy)phenyl]pyrido[2,3-*d*]pyrimidin-7(8*H*)-one: ¹H NMR (400 MHz, CDCl₃): δ 7.81 (s, 1H), 7.60 (d, 2H), 6.96 (d, 2H), 4.50 (q, 2H), 3.80 (s, 3H), 3.58 (q, 2H), 2.50 (s, 3H), 1.30 (m, 6H); MS (EI) for C₁₉H₂₂N₄O₂: 339.1 (MH⁺).

Example 6c. 6-[2,4-Bis(methyloxy)phenyl]-8-ethyl-2-(ethylamino)-4-methylpyrido[2,3-*d*]pyrimidin-7(8*H*)-one: ¹H NMR (400 MHz, CDCl₃): δ 7.70 (s, 1H), 7.30 (s, 1H), 6.60 (m, 2H), 4.50 (q, 2H), 3.82 (s, 3H), 3.80 (s, 3H), 3.45 (q, 2H), 2.50 (s, 3H), 1.30 (m, 6H); MS (EI) for C₂₀H₂₄N₄O₃: 369.1 (MH⁺).

Example 6d. 8-Ethyl 1-2-(ethylamino)-4-methyl-6-[3-(methyloxy)phenyl]pyrido[2,3-*d*]pyrimidin-7(8*H*)-one: ¹H NMR (400 MHz, CDCl₃): δ 7.81 (s, 1H), 7.60 (d, 2H), 6.96 (d, 2H), 4.50 (q, 2H), 3.80 (s, 3H), 3.58 (q, 2H), 2.50 (s, 3H), 1.30 (m, 6H); MS (EI) for C₁₉H₂₂N₄O₂: 339.1 (MH⁺).

Example 6e. 8-(5-Chloro-2-thienyl)-8-ethyl-2-(ethylamino)-4-methylpyrido[2,3-*d*]pyrimidin-7(8*H*)-one: ¹H NMR (400 MHz, CDCl₃): δ 8.00 (s, 1H), 7.38 (d, 2H), 6.96 (d, 2H), 4.50 (q, 2H), 3.58 (q, 2H), 2.60 (s, 3H), 1.30 (m, 6H); MS (EI) for C₁₆H₁₇ClN₄OS: 349.2 (MH⁺).

Example 6f. 8-Ethyl-2-(ethylamino)-4-methyl-6-pyrimidin-5-ylpyrido[2,3-*d*]pyrimidin-7(8*H*)-one: ¹H NMR (400 MHz, DMSO-*d*₆): δ 9.19 (s, 1H), 9.16 (s, 1H), 8.23 (s, 1H), 8.00 (m, 1H), 4.38 (q, 2H), 3.40 (q, 2H), 2.50 (s, 3H), 1.30 (m, 6H); MS (EI) for C₁₆H₁₈N₆O: 311.3 (MH⁺).

Example 6g. 8-Ethyl-2-(ethylamino)-6-(3-fluoropyridin-4-yl)-4-methylpyrido[2,3-*d*]pyrimidin-7(8*H*)-one: ¹H NMR (400 MHz, CDCl₃): δ 8.58 (s, 1H), 8.42 (d, 1H), 7.98 (s, 1H), 7.60 (t, 1H), 4.50 (q, 2H), 3.58 (q, 2H), 2.60 (s, 3H), 1.30 (m, 6H); MS (EI) for C₁₇H₁₈FN₅O: 328.3 (MH⁺).

Example 6h. 8-Ethyl-2-(ethylamino)-6-(1*H* indole-6-yl)-4-methylpyrido[2,3-*d*]pyrimidin-7(8*H*)-one: ¹H NMR (400 MHz, DMSO-*d*₆): δ 11.2 (s, 1H), 7.90 (s, 1H), 7.88 (s, 1H), 7.42 (s, 2H), 7.38 (s, 1H), 6.50 (s, 1H), 4.40 (q, 2H), 3.40 (q, 2H), 2.42 (s, 3H), 1.30 (m, 6H); MS (EI) for C₂₀H₂₁N₅O: 348.3 (MH⁺).

Example 6i. 8-Ethyl-2-(ethylamino)-4-methyl-6-(5-phenyl-2-thienyl)pyrido[2,3-*d*]pyrimidin-7(8*H*)-one: ¹H NMR (400 MHz, DMSO-*d*₆): δ 8.40 (s, 1H), 7.81 (d, 1H), 7.70 (d, 2H), 7.50 (d, 1H), 7.42 (m, 2H), 7.30 (m, 1H), 4.40 (q, 2H), 3.40 (q, 2H), 2.42 (s, 3H), 1.30 (m, 6H); MS (EI) for C₂₂H₂₂N₄OS: 391.3 (MH⁺).

Example 6j. 8-Ethyl-2-(ethylamino)-4-methyl-6-phenylpyrido[2,3-*d*]pyrimidin-7(8*H*)-one: ¹H NMR (400 MHz, CDCl₃): δ 7.78 (s, 1H), 7.46 (m, 5H), 5.41 (bs, 1H), 4.50 (q, *J* = 6.8 Hz, 2H), 3.60 (m, 2H), 2.57 (s, 3H), 1.30 (m, 6H); MS (EI) for C₁₈H₂₀N₄O: 309.2 (MH⁺).

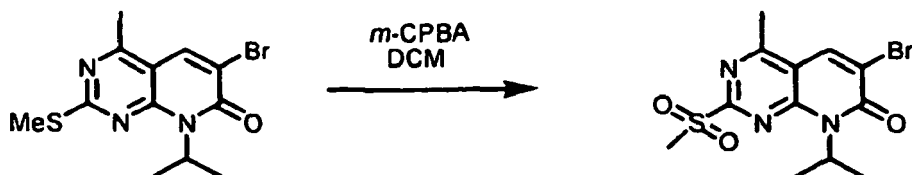
Example 6k. 8-Ethyl-2-(ethylamino)-6-(3-fluorophenyl)-4-methylpyrido[2,3-*d*]pyrimidin-7(8*H*)-one: ¹H NMR (400 MHz, CDCl₃): δ 7.79 (s, 1H), 7.46-7.02 (m, 4H), 5.41 (bs, 1H), 4.51 (q, *J* = 6.4 Hz, 2H), 3.55 (q, *J* = 6.8 Hz, 2H), 2.58 (s, 3H), 1.34 (t, *J* = 6.80 Hz, 3H), 1.29 (t, *J* = 6.40 Hz, 3H); MS (EI) for C₁₈H₁₉FN₄O: 327.3 (MH⁺).

Example 6m. 8-ethyl-2-(ethylamino)-6-(2-fluorophenyl)-4-methylpyrido[2,3-*d*]pyrimidin-7(8*H*)-one: ¹H NMR (400 MHz, CDCl₃): δ 7.80 (s, 1H), 7.52-7.12 (m, 4H), 5.33 (bs, 1H), 4.49 (q, *J* = 6.8 Hz, 2H), 3.53 (q, *J* = 7.2 Hz, 2H), 2.55 (s, 3H), 1.34 (t, *J* = 7.20 Hz, 3H), 1.28 (t, *J* = 6.80 Hz, 3H); MS (EI) for C₁₈H₁₉FN₄O: 327.3 (MH⁺).

Example 6n. 8-ethyl-2-(ethylamino)-6-(4-fluorophenyl)-4-methylpyrido[2,3-*d*]pyrimidin-7(8*H*)-one: ^1H NMR (400 MHz, CDCl_3): δ 7.75 (s, 1H), 7.66-7.08 (m, 4H), 5.30 (bs, 1H), 4.52 (q, $J = 6.4$ Hz, 2H), 3.54 (q, $J = 6.8$ Hz, 2H), 2.58 (s, 3H), 1.34 (t, $J = 6.80$ Hz, 3H), 1.29 (t, $J = 6.40$ Hz, 3H); MS (EI) for $\text{C}_{18}\text{H}_{19}\text{FN}_4\text{O}$: 327.3 (MH^+).

Intermediate 2

[0312]

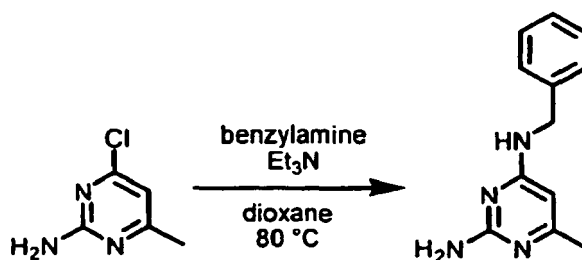


[0313] 3-Chloroperbenzoic acid (1.78 g, 10.4 mmol) was added to a solution of 6-bromo-4-methyl-8-(1-methylethyl)-2-(methylthio)pyrido[2,3-*d*]pyrimidin-7(8*H*)-one (1.33 g, 4.14 mmol), prepared using procedures similar to those described in Example 1, in dichloromethane (30.0 mL) at room temperature. After 1, the reaction was diluted with dichloromethane (50 mL) and washed twice with saturated NaHCO_3 , followed by brine. The organic phase was separated and dried over Na_2SO_4 , filtered, and concentrated in vacuo. The residue was precipitated with ethyl acetate/hexanes to provide the corresponding sulfone (1.31 g, 93 % yield) as an off-white solid.

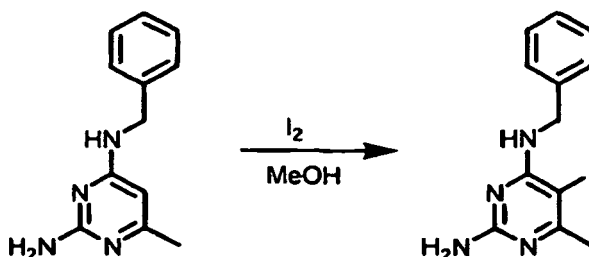
Example 8

2-Amino-4-methyl-8-(phenylmethyl)-6-(1*H*-pyrazol-3-yl)pyrido[2,3-*d*]pyrimidin-7(8*H*)-one

[0314]

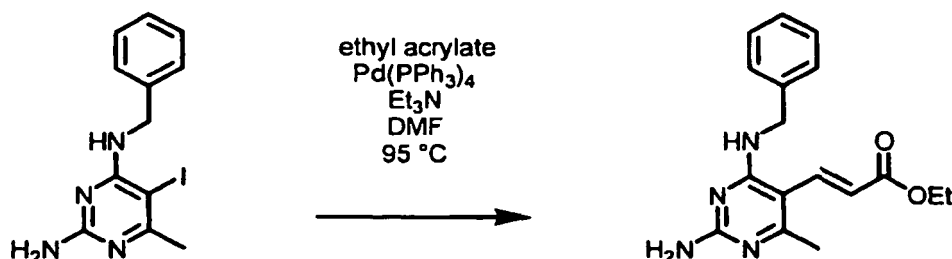


[0315] Triethylamine (3.4 mL, 24.6 mmol) was added to a suspension of 2-amino-4-chloro-6-methylpyrimidine (Aldrich, 1.77 g, 12.3 mmol) and benzylamine (1.98 g, 18.5 mmol) in anhydrous dioxane (20 mL). The reaction was heated to 80 °C and allowed to run for 12 h. Upon cooling to room temperature, a white precipitate formed which was collected by vacuum filtration. The solid was recrystallized from acetone: hexanes to afford *N*⁴-benzyl-6-methylpyrimidine-2,4-diamine (2.33 g, 89 % yield) as a white solid.



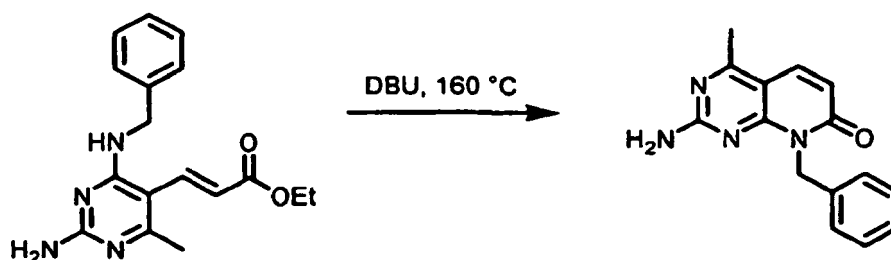
[0316] Iodine (3.04 g, 12.0 mmol) was added to a solution of *N*⁴-benzyl-6-methylpyrimidine-2,4-diamine (2.33 g, 10.9 mmol) in anhydrous MeOH (50 mL) at 0 °C. The reaction was allowed to warm to room temperature overnight. After 12 hours, an additional 0.5 equiv of iodine was added, and the reaction warmed to 50 °C. After four hours, the reaction was cooled to room temperature and concentrated in vacuo. The residue was diluted with ethyl acetate (200 mL) and washed

with 10% NaHSO₃ (200 mL). The aqueous phase was separated and washed once more with ethyl acetate (200 mL). The organic phases were combined, washed with brine, separated and dried over Na₂SO₄. The filtrate was concentrated in vacuo to afford the product *N*⁴-benzyl-5-iodo-6-methylpyrimidine-2,4-diamine (3.14 g, 85 % yield).

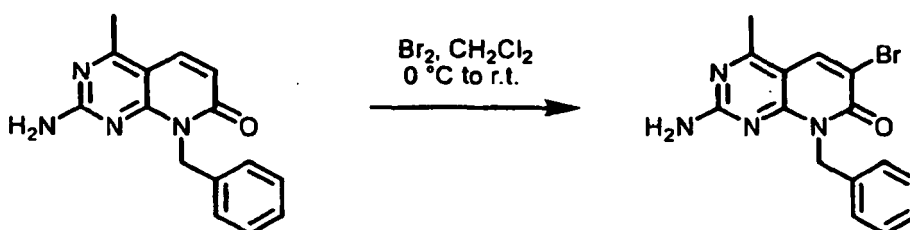


15 **[0317]** Triethylamine (7.60 mL, 54.5 mmol) was added to a suspension of *N*⁴-benzyl-5-iodo-6-methylpyrimidine-2,4-diamine (3.14 g, 10.9 mmol), ethyl acrylate (3.55 mL, 32.7 mmol) and Pd(PPh₃)₄ (629 mg, 0.545 mmol) in anhydrous DMF (20 mL). The reaction was heated to 95 °C under nitrogen. After 24 h, the reaction was allowed to cool to room temperature and concentrated in vacuo. The residue was poured into a 10% solution of LiCl and washed with ethyl acetate (100 mL). The organic phase was separated and washed with brine, separated and dried over Na₂SO₄. The filtrate was concentrated in vacuo and purified on SiO₂ (3:2 methylene chloride: ethyl acetate) to afford (*E*)-ethyl-3-(2-amino-4-(benzylamino)-6-methylpyrimidin-5-yl)acrylate (0.954 g, 28 % yield) as a light yellow solid.

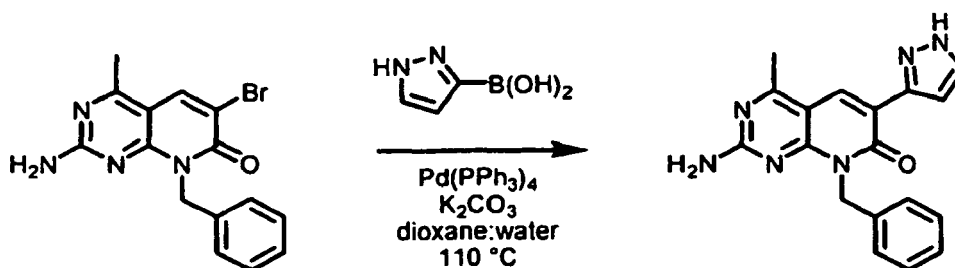
20



35 **[0318]** 2-amino-4-methyl-8-(phenylmethyl)pyrido[2,3-*d*]pyrimidin-7(8*H*)-one Diazabicyclo[5.4.0]undec-7-ene (DBU) (1.83 mL, 12.2 mmol) was added to a flask charged with (*E*)-ethyl-3-(2-amino-4-(benzylamino)-6-methylpyrimidin-5-yl)acrylate (0.954 g, 3.05 mmol) and the reaction refluxed at 160 °C under a nitrogen atmosphere. After 20 hours, the reaction was cooled to room temperature and concentrated in vacuo. Purification on SiO₂ (1:1 methylene chloride: ethyl acetate) afforded the product (0.508 g, 62 % yield) as an off-white solid.



50 **[0319]** Bromine (72 μL, 1.40 mmol) was added to a suspension of 2-amino-4-methyl-8-(phenylmethyl)pyrido[2,3-*d*]pyrimidin-7(8*H*)-one (0.340 g, 1.27 mmol) in methylene chloride (20 mL) at 0 °C. The reaction was allowed to warm to room temperature over one hour and the resulting precipitate collected by vacuum filtration to afford 2-amino-6-bromo-4-methyl-8-(phenylmethyl)pyrido[2,3-*d*]pyrimidin-7(8*H*)-one (0.435 g, 99 % yield) after drying. The yellow solid was used in the next step without further purification.

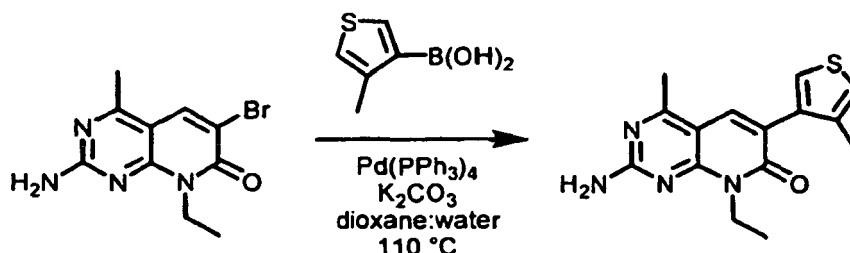


[0320] A 10:1 solution of dioxane and water (11 mL) was added to a flask charged with 2-amino-6-bromo-4-methyl-(8-phenylmethyl)pyrido[2,3-*d*]pyrimidin-7(8*H*)-one (0.435 g, 1.27 mmol), 1*H*-pyrazole-5-boronic acid (0.284 g, 2.54 mmol), Pd(PPh₃)₄ (0.073 mg, 0.063 mmol), and K₂CO₃ (0.527 g, 3.81 mmol). The flask was flushed with nitrogen and fitted with a reflux condenser and heated to 110 °C. After 12 h the reaction was cooled to room temperature and diluted with ethyl acetate (100 mL) and washed with water. The aqueous phase was acidified to pH 1.0 and washed with ethyl acetate (100 mL). The organic phases were combined and washed with brine, separated and dried over Na₂SO₄, filtered and concentrated in vacuo. The residue was precipitated with ethyl acetate to give 2-Amino-4-methyl-8-(phenylmethyl)-6-(1*H*-pyrazol-3-yl)pyrido[2,3-*d*]pyrimidin-7(8*H*)-one (0.062 g, 15 % yield) as a yellow solid: ¹H NMR (400 MHz, DM-SO-*d*₆): δ 13.10 (bs, 1H), 12.93 (bs, 1H), 8.47 (s, 1H), 7.76 (bs, 1H), 7.51 (bs, 1H), 7.28 (m, 5H), 6.97 (s, 1H), 5.55 (s, 2H), 2.55 (bs, 3H); MS (EI) for C₁₈H₁₆N₆O: 333.1 (MH⁺).

Example 9

2-Amino-8-ethyl-4-methyl-6-(4-methyl-3-thienyl)pyrido[2,3-*d*]pyrimidin-7(8*H*)-one

[0321]



[0322] A 3:1 solution of dioxane and water (4 mL) was added to a flask charged with 2-amino-6-bromo-8-ethyl-4-methylpyrido[2,3-*d*]pyrimidin-7(8*H*)-one (0.140 g, 0.495 mmol) from above, 4-methylthiophene-3-boronic acid (0.140 g, 0.989 mmol), Pd(PPh₃)₄ (0.057 mg, 0.050 mmol), and K₂CO₃ (0.205 g, 1.48 mmol). The flask was flushed with nitrogen and fitted with a reflux condenser and heated to 100 °C. After 12 hours the reaction was cooled to room temperature and diluted with ethyl acetate (70 mL) and washed with water. The aqueous phase was separated and washed with an additional amount of ethyl acetate (70 mL). The organic phases were combined and washed with brine, separated and dried over Na₂SO₄, filtered and concentrated in vacuo. The residue was purified on SiO₂ (1:1 methylene chloride: ethyl acetate) to give 2-Amino-8-ethyl-4-methyl-6-(4-methyl-3-thienyl)pyrido[2,3-*d*]pyrimidin-7(8*H*)-one (0.081 g, 55 % yield) as an off-white solid: ¹H NMR (400 MHz, DMSO-*d*₆): δ 7.84 (s, 1H), 7.46 (d, *J* = 4.0 Hz, 1H), 7.19 (m, 3H), 4.32 (q, *J* = 8.0 Hz, 2H), 2.52 (s, 3H), 2.11 (bs, 3H), 1.19 (t, *J* = 8.0 Hz, 3H); MS (EI) for C₁₅H₁₆N₄OS: 301.1 (MH⁺).

[0323] Using the same or analogous synthetic techniques and substituting with appropriate reagents, the following compounds were prepared:

Example 9a. 2-Amino-8-ethyl-4-methyl-6-(3-thienyl)pyrido[2,3-*d*]pyrimidin-7(8*H*)-one: ¹H NMR (400 MHz, CDCl₃): δ 8.11 (dd, *J* = 2.8, 1.2 Hz, 1H), 7.95 (s, 1H), 7.51 (dd, *J* = 5.2, 1.2 Hz, 1H), 7.37 (dd, *J* = 4.8, 3.2 Hz, 1H), 5.21, (bs, 2H), 4.48 (q, *J* = 6.8 Hz, 2H), 2.63 (s, 3H), 1.32 (t, *J* = 7.2 Hz, 3H); MS (EI) for C₁₄H₁₄N₄OS: 287.0 (MH⁺).

Example 9b. 2-Amino-8-ethyl-6-furan-3-yl-4-methylpyrido[2,3-*d*]pyrimidin-7(8*H*)-one: ¹H NMR (400 MHz, CDCl₃): δ 8.47 (bs, 1H), 7.85 (s, 1H), 7.49 (t, *J* = 1.6 Hz, 1H), 6.77 (dd, *J* = 2.0, 0.8 Hz, 1H), 5.19, (bs, 2H), 4.48 (q, *J* = 6.8 Hz, 2H), 2.64 (s, 3H), 1.31 (t, *J* = 7.2 Hz, 3H); MS (EI) for C₁₄H₁₄N₄O₂: 271.1 (MH⁺).

Example 9c. 2-Amino-6-(3,5-dimethylisoxazol-4-yl)-8-ethyl-4-methylpyrido[2,3-*d*]pyrimidin-7(8*H*)-one: ¹H NMR (400 MHz, CDCl₃): δ 7.62 (s, 1H), 5.27, (bs, 2H), 4.44 (q, *J* = 7.2 Hz, 2H), 2.59 (s, 3H), 2.38 (s, 3H), 2.25 (s, 3H),

1.31 (t, $J = 6.8$ Hz, 3H); MS (EI) for $C_{15}H_{17}N_5O_2$: 300.1 (MH⁺).

Example 9d. 2-Amino-8-ethyl-6-isoxazol-4-yl-4-methylpyrido[2,3-*d*]pyrimidin-7(8*H*)-one: ¹H NMR (400 MHz, CDCl₃): δ 9.36 (s, 1H), 8.71 (s, 1H), 7.91 (s, 1H), 5.30, (bs, 2H), 4.48 (q, $J = 7.2$ Hz, 2H), 2.67 (s, 3H), 1.32 (t, $J = 6.8$ Hz, 3H); MS (EI) for $C_{13}H_{13}N_5O_2$: 272.0 (MH⁺).

Example 9e. 2-Amino-8-ethyl-6-furan-2-yl-4-methylpyrido[2,3-*d*]pyrimidin-7(8*H*)-one: ¹H NMR (400 MHz, CDCl₃): δ 8.19 (s, 1H), 7.48 (d, $J = 0.8$ Hz, 1H), 7.37 (d, $J = 3.6$ Hz, 1H), 6.53 (dd, $J = 3.6, 2.0$ Hz, 1H), 5.21, (bs, 2H), 4.48 (q, $J = 7.2$ Hz, 2H), 2.66 (s, 3H), 1.32 (t, $J = 6.8$ Hz, 3H); MS (EI) for $C_{14}H_{14}N_4O_2$: 271.0 (MH⁺).

Example 9f. 5-(2-Amino-8-ethyl-4-methyl-7-oxo-7,8-dihydropyrido[2,3-*d*]pyrimidin-6-yl)thiophene-2-carbonitrile: ¹H NMR (400 MHz, CDCl₃): δ 8.24 (s, 1H), 7.61 (d, $J = 4.4$ Hz, 1H), 7.55 (d, $J = 4.4$ Hz, 1H), 5.33, (bs, 2H), 4.48 (q, $J = 7.2$ Hz, 2H), 2.68 (s, 3H), 1.33 (t, $J = 6.8$ Hz, 3H); MS (EI) for $C_{15}H_{13}N_5OS$: 312.0 (MH⁺).

Example 9g. 2-Amino-8-ethyl-4-methyl-6-(1*H*-pyrazol-4-yl)pyrido[2,3-*d*]pyrimidin-7(8*H*)-one: ¹H NMR (400 MHz, DMSO-*d*₆): δ 12.88 (s, 1H), 8.38 (s, 1H), 8.17 (s, 2H), 7.10 (bs, 2H), 4.35 (q, $J = 7.2$ Hz, 2H), 2.59 (s, 3H), 1.20 (t, $J = 7.2$ Hz, 3H); MS (EI) for $C_{13}H_{14}N_6O$: 271.0 (MH⁺).

Example 9h. 2-Amino-8-ethyl-4-methyl-6-(1,3-thiazol-2-yl)pyrido[2,3-*d*]pyrimidin-7(8*H*)-one: ¹H NMR (400 MHz, CDCl₃): δ 8.94 (s, 1H), 7.94 (d, $J = 3.2$ Hz, 1H), 7.46 (d, $J = 3.2$ Hz, 1H), 5.34 (bs, 2H), 4.54 (q, $J = 7.2$ Hz, 2H), 2.73 (s, 3H), 1.35 (t, $J = 7.2$ Hz, 3H); MS (EI) for $C_{13}H_{13}N_5OS$: 288.0 (MH⁺).

Example 9i. 2-Amino-8-ethyl-4-methyl-6-(1-methyl-1*H*-pyrrol-2-yl)pyrido[2,3-*d*]pyrimidin-7(8*H*)-one: ¹H NMR (400 MHz, DMSO-*d*₆): δ 7.81 (s, 1H), 7.20 (bs, 2H), 6.81 6.11 (dd, $J = 3.6, 2.0$ Hz, 1H), 6.02 (t, $J = 3.2$ Hz, 1H), 4.32 (q, $J = 7.2$ Hz, 2H), 3.49 (s, 3H), 2.52 (s, 3H), 1.19 (t, $J = 7.2$ Hz, 3H); MS (EI) for $C_{15}H_{17}N_5O$: 284.1 (MH⁺).

Example 9j. 2-Amino-8-ethyl-4-methyl-6-phenylpyrido[2,3-*d*]pyrimidin-7(8*H*)-one: ¹H NMR (400 MHz, CDCl₃): δ 7.79 (s, 1H), 7.65 (d, $J = 6.8$ Hz, 2H), 7.43 (d, $J = 7.2$ Hz, 2H), 7.36 (d, $J = 7.2$ Hz, 1H), 5.24 (bs, 2H), 4.47 (q, $J = 7.2$ Hz, 2H), 2.60 (s, 3H), 1.31 (d, $J = 7.2$ Hz, 3H), MS (EI) for $C_{16}H_{16}N_4O$: 281.2 (MH⁺).

Example 9k. 2-Amino-8-ethyl-6-(4-methoxyphenyl)-4-methylpyrido[2,3-*d*]pyrimidin-7(8*H*)-one: ¹H NMR (400 MHz, CDCl₃): δ 7.75 (s, 1H), 7.62 (d, $J = 8.8$ Hz, 2H), 6.96 (d, $J = 8.8$ Hz, 2H), 5.17 (bs, 2H), 4.47 (q, $J = 6.8$ Hz, 2H), 3.85 (s, 3H), 2.60 (s, 3H), 1.31 (d, $J = 7.2$ Hz, 3H), MS (EI) for $C_{17}H_{18}N_4O_2$: 311.2 (MH⁺).

Example 9m. 2-Amino-8-ethyl-6-(2-methoxyphenyl)-4-methylpyrido[2,3-*d*]pyrimidin-7(8*H*)-one: ¹H NMR (400 MHz, CDCl₃): δ 7.75 (m, 1H), 7.36 (m, 2H), 7.01 (m, 2H), 5.20 (bs, 2H), 4.45 (m, 2H), 3.82 (s, 3H), 2.56 (s, 3H), 1.31 (m, 3H), MS (EI) for $C_{17}H_{18}N_4O_2$: 311.2 (MH⁺).

Example 9n. 2-Amino-6-(4-chlorophenyl)-8-ethyl-4-methylpyrido[2,3-*d*]pyrimidin-7(8*H*)-one: ¹H NMR (400 MHz, CDCl₃): δ 7.78 (s, 1H), 7.61 (d, $J = 8.8$ Hz, 2H), 7.39 (d, $J = 8.8$ Hz, 2H), 5.23 (bs, 2H), 4.46 (q, $J = 7.2$ Hz, 2H), 2.61 (s, 3H), 1.31 (d, $J = 6.8$ Hz, 3H), MS (EI) for $C_{16}H_{15}ClN_4O$: 315.1 (MH⁺).

Example 9p. 2-Amino-6-(3-chlorophenyl)-8-ethyl-4-methylpyrido[2,3-*d*]pyrimidin-7(8*H*)-one: ¹H NMR (400 MHz, CDCl₃): δ 7.79 (s, 1H), 7.66 (m, 1H), 7.56 (m, 1H), 7.35 (m, 2H), 5.25 (bs, 2H), 4.46 (q, $J = 5.6$ Hz, 2H), 2.61 (s, 3H), 1.31 (d, $J = 7.2$ Hz, 3H), MS (EI) for $C_{16}H_{15}ClN_4O$: 315.1 (MH⁺).

Example 9q. 2-Amino-6-(2-chlorophenyl)-8-ethyl-4-methylpyrido[2,3-*d*]pyrimidin-7(8*H*)-one: ¹H NMR (400 MHz, CDCl₃): δ 7.75 (s, 1H), 7.67 (m, 1H), 7.54 (m, 2H), 7.38 (m, 1H), 7.333 (m, 1H), 5.22 (bs, 2H), 4.46 (q, $J = 6.8$ Hz, 2H), 2.57 (s, 3H), 1.31 (d, $J = 6.8$ Hz, 3H), MS (EI) for $C_{16}H_{15}ClN_4O$: 315.1 (MH⁺).

Example 9r. 2-Amino-6-(2,4-dichlorophenyl)-8-ethyl-4-methylpyrido[2,3-*d*]pyrimidin-7(8*H*)-one: ¹H NMR (400 MHz, CDCl₃): δ 7.77 (s, 1H), 7.67 (m, 1H), 7.49 (m, 1H), 7.32 (m, 1H), 5.24 (bs, 2H), 4.45 (q, $J = 6.8$ Hz, 2H), 2.58 (s, 3H), 1.30 (d, $J = 7.2$ Hz, 3H), MS (EI) for $C_{16}H_{14}Cl_2N_4O$: 349.1 (MH⁺).

Example 9t. 2-Amino-8-ethyl-4-methyl-6-(2-thienyl)pyrido[2,3-*d*]pyrimidin-7(8*H*)-one: ¹H NMR (400 MHz, DMSO-*d*₆): δ 8.39 (s, 1H), 7.85-7.13 (m, 5H), 4.37 (q, $J = 7.2$ Hz, 2H), 2.62 (s, 3H), 1.18 (t, $J = 7.2$ Hz, 3H); MS (EI) for $C_{14}H_{14}N_4OS$: 287.1 (MH⁺).

Example 9u. 2-Amino-8-ethyl-6-(4-fluorophenyl)-4-methylpyrido[2,3-*d*]pyrimidin-7(8*H*)-one: ¹H NMR (400 MHz, DMSO-*d*₆): δ 7.99 (s, 1H), 7.76-7.22 (m, 6H), 4.34 (q, $J = 7.2$ Hz, 2H), 2.56 (s, 3H), 1.20 (t, $J = 7.2$ Hz, 3H); MS (EI) for $C_{16}H_{15}FN_4O$: 299.2 (MH⁺).

Example 9v. 2-Amino-8-ethyl-6-(3-fluorophenyl)-4-methylpyrido[2,3-*d*]pyrimidin-7(8*H*)-one: ¹H NMR (400 MHz, DMSO-*d*₆): δ 8.06 (s, 1H), 7.61-7.44 (m, 3H), 7.29 (bs, 2H), 7.20-7.15 (m, 1H), 4.34 (q, $J = 7.2$ Hz, 2H), 2.58 (s, 3H), 1.20 (t, $J = 7.2$ Hz, 3H); MS (EI) for $C_{16}H_{15}FN_4O$: 299.2 (MH⁺).

Example 9w. 2-Amino-8-ethyl-6-(2-fluorophenyl)-4-methylpyrido[2,3-*d*]pyrimidin-7(8*H*)-one: ¹H NMR (400 MHz, DMSO-*d*₆): δ 7.96 (s, 1H), 7.50-7.23 (m, 6H), 4.32 (q, $J = 6.8$ Hz, 2H), 2.52 (s, 3H), 1.19 (t, $J = 6.8$ Hz, 3H); MS (EI) for $C_{16}H_{15}FN_4O$: 299.2 (MH⁺).

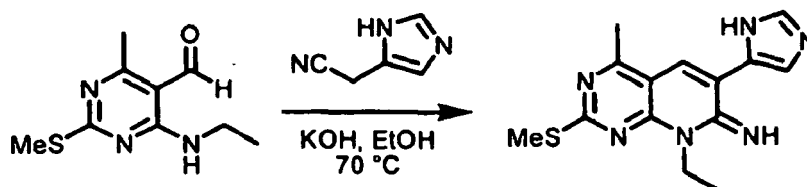
Example 9x. Methyl 3-(2-amino-8-ethyl-4-methyl-7-oxo-7,8-dihydropyrido[2,3-*d*]pyrimidin-6-yl)benzoate: ¹H NMR (400 MHz, DMSO-*d*₆): δ 8.34 (s, 1H), 8.06 (s, 1H), 7.95-7.55 (m, 3H), 7.28 (bs, 1H), 4.35 (q, $J = 6.8$ Hz, 2H), 3.89 (s, 3H), 2.58 (s, 3H), 1.21 (t, $J = 6.8$ Hz, 3H); MS (EI) for $C_{18}H_{18}N_4O_3$: 339.2 (MH⁺).

Example 9y. 2-Amino-8-ethyl-4-methyl-6-pyrimidin-5-ylpyrido[2,3-*d*]pyrimidin-7(8*H*)-one: ¹H NMR (400 MHz, DMSO-*d*₆): δ 8.39 (s, 1H), 7.65-7.30 (m, 5H), 4.31 (q, $J = 7.2$ Hz, 2H), 2.50 (s, 3H), 1.17 (t, $J = 7.2$ Hz, 3H); MS (EI) for $C_{14}H_{14}N_6O$: 283.2 (MH⁺).

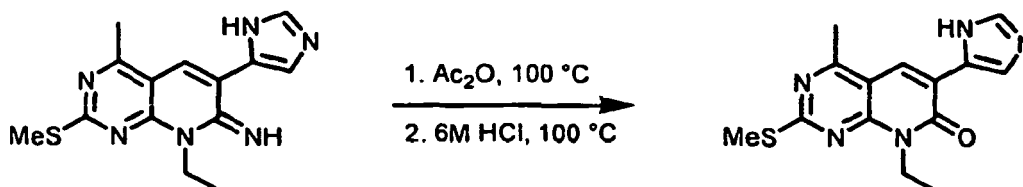
Example 10

2-Amino-8-ethyl-6-(1H-imidazol-5-yl)-4-methylpyrido[2,3-*d*]pyrimidin-7(8*H*)-one


[0324]



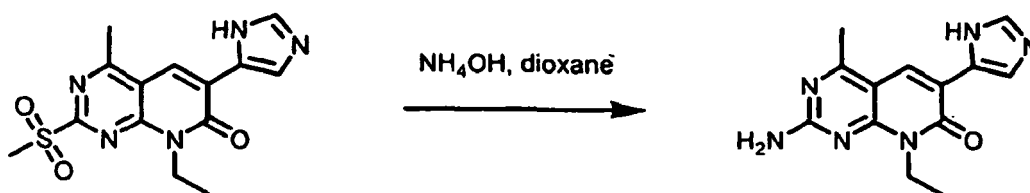
[0325] A solution of potassium hydroxide (0.139 g, 2.48 mmol) in absolute ethanol (3.0 mL) was added to a pressure tube charged with 4-(ethylamino)-6-methyl-2-(methylthio)pyrimidine-5-carbaldehyde (0.229 g, 1.08 mmol), prepared using procedures isimilar to those described for Intermediate 1, and 2-(1*H*-imidazol-5-yl)acetonitrile (0.174 g, 162 mmol) and heated to 70 °C. After 12 h, the reaction was allowed to cool to room temperature and concentrated in vacuo affording 8-ethyl-6-(1*H*-imidazol-5-yl)-4-methyl-2-(methylthio)pyrido[2,3-*d*]pyrimidin-7(8*H*)-imine as a solid. The product was used in the subsequent step without further purification.



[0326] Acetic anhydride (15.0 mL) was added to a flask charged with crude 8-ethyl-6-(1*H*-imidazol-5-yl)-4-methyl-2-(methylthio)pyrido[2,3-*d*]pyrimidin-7(8*H*)-imine and heated to 100 °C. After 30 minutes, the reaction was allowed to cool to room temperature and concentrated in vacuo. The acetylated residue was then treated with 6 N HCl (16 mL) and heated to 95 °C for 30 minutes then transferred to a large flask. A saturated solution of NaHCO₃ (150 mL) was added at 0 °C to about pH = 8.0. The aqueous phase was washed thrice with ethyl acetate (100 mL) and the organic layers combined, then washed with brine and dried over Na₂SO₄. The drying agent was filtered off and the organic layers were concentrated in vacuo to afford crude 8-ethyl-6-(1*H*-imidazol-5-yl)-4-methyl-2-(methylthio)pyrido[2,3-*d*]pyrimidin-7(8*H*)-one which was used in the subsequent step without further purification.



[0327] 3-Chloroperbenzoic acid (0.299 g, 1.73 mmol) was added to a solution of crude 8-ethyl-6-(1*H*-imidazol-5-yl)-4-methyl-2-(methylthio)pyrido[2,3-*d*]pyrimidin-7(8*H*)-one (0.260g, 0.866 mmol) in dichloromethane (10.0 mL) at room temperature. After 1.5 h, the reaction was diluted with dichloromethane (50 mL) and washed twice with saturated NaHCO₃, followed by brine. The organic phase was separated and dried over Na₂SO₄, filtered, and concentrated in vacuo. The corresponding sulfone was used in the subsequent step without further purification.

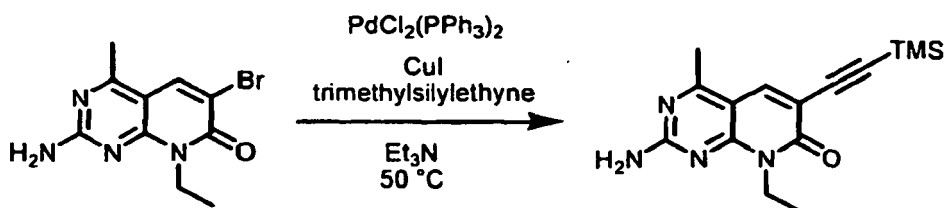


[0328] Concentrated aqueous ammonium hydroxide (400 μL) was added to a solution of the sulfone in dioxane (10 mL) at 0 °C. The reaction flask sealed, and allowed to warm to room temperature upon standing overnight. The reaction was concentrated in vacuo and purified on reverse phase HPLC (acetonitrile: water 0.1 % TFA, 20-60% gradient). The fractions containing product were collected and concentrated to one half volume and poured into saturated NaHCO_3 (50 mL). The aqueous phase was washed twice with ethyl acetate (50 mL) and dried over Na_2SO_4 , filtered, and concentrated in vacuo. The residue was triturated with methylene chloride and ethyl acetate to afford 2-amino-8-ethyl-6-(1H-imidazol-5-yl)-4-methylpyrido[2,3-d]pyrimidin-7(8H)-one (29 mg, 12 % yield) as a light yellow solid: ^1H NMR (400 MHz, $\text{CH}_3\text{OH}-d_4$): δ 8.52 (bs, 1H), 7.88 (bs, 1H), 7.76 (s, 1H), 4.30 (q, J = 6.8 Hz, 2H), 2.65 (s, 3H), 1.29 (t, J = 6.8 Hz, 3H); MS (EI) for $\text{C}_{13}\text{H}_{14}\text{N}_6\text{O}$: 271.0 (MH^+).

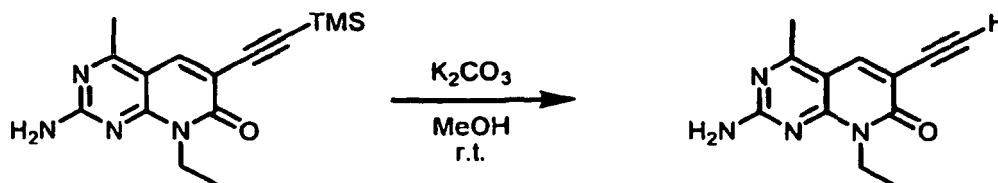
Example 11

2-Amino-8-ethyl-4-methyl-6-(1H-1,2,3-triazol-5-yl)pyrido[2,3-d]pyrimidin-7(8H)-one

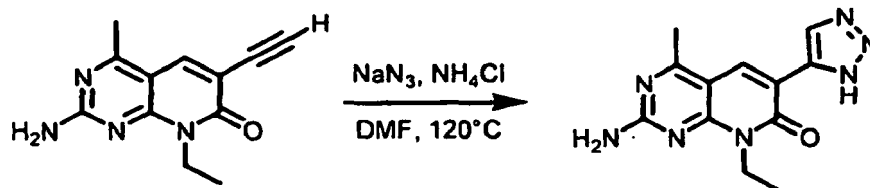
[0329]



[0330] Trimethylsilyl ethyne (1.44 mL, 10.2 mmol) was added to a pressure tube charged with 2-amino-6-bromo-8-ethyl-4-methylpyrido[2,3-d]pyrimidin-7(8H)-one (1.58 g, 5.59 mmol) from above, CuI (0.053 g, 0.279 mmol), and $\text{PdCl}_2(\text{PPh}_3)_2$ (0.211 g, 0.279 mmol) in triethylamine (20 mL). The pressure tube was sealed under nitrogen and heated to 50 °C 96 h. The reaction was cooled to room temperature and poured into a saturated solution of NaHCO_3 (150 mL), then washed four times with ethyl acetate (50 mL). The organic layers were pooled and dried over Na_2SO_4 , filtered and concentrated in vacuo. The residue was purified on SiO_2 (2:1, methylene chloride: ethyl acetate) to afford 2-amino-8-ethyl-4-methyl-6-((trimethylsilyl)ethynyl)pyrido[2,3-d]pyrimidin-7(8H)-one (1.09 g, 65 % yield) as an offwhite solid.



[0331] Potassium carbonate (1.00 g, 7.28 mmol) was added to a flask charged with 2-amino-8-ethyl-4-methyl-6-((trimethylsilyl)ethynyl)pyrido[2,3-d]pyrimidin-7(8H)-one (1.09 g, 3.64 mmol) in anhydrous methanol (15 mL). The reaction was stirred at room temperature under nitrogen for 16 h. The reaction was concentrated to one half volume and the yellow precipitate collected by vacuum filtration to afford 2-amino-8-ethyl-6-ethynyl-4-methylpyrido[2,3-d]pyrimidin-7(8H)-one.

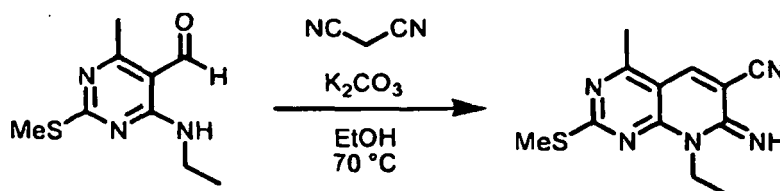


[0332] Anhydrous DMF (5.0 mL) was added to a flask charged with 2-amino-8-ethyl-6-ethynyl-4-methylpyrido[2,3-*d*]pyrimidin-7(8*H*)-one (0.204 g, 0.894 mmol), sodium azide (0.070 g, 1.07 mmol), and ammonium chloride (0.057 g, 1.07 mmol). The reaction was capped under nitrogen and heated to 120 °C. After 48 h, the reaction was cooled to room temperature and concentrated in vacuo. The residue was purified on reverse phase HPLC (acetonitrile: water 0.1 % TFA, 20-60% gradient). The fractions containing product were collected and concentrated to one half volume and poured into saturated NaHCO₃ (50 mL). The aqueous phase was washed thrice with ethyl acetate (50 mL) and dried over Na₂SO₄, filtered, and concentrated in vacuo. The residue was triturated with methylene chloride and ethyl acetate to afford 2-amino-8-ethyl-4-methyl-6-(1*H*-1,2,3-triazol-5-yl)pyrido[2,3-*d*]pyrimidin-7(8*H*)-one (14 mg, 6 % yield) as a light yellow solid: ¹H NMR (400 MHz, DMSO-*d*₆): δ 8.55 (bs, 1H), 8.41 (bs, 1H), 7.32 (bs, 2H), 4.37 (q, *J* = 7.2 Hz, 2H), 2.60 (s, 3H), 1.21 (t, *J* = 7.2 Hz, 3H); MS (EI) for C₁₂H₁₃N₇O: 272.0 (MH⁺).

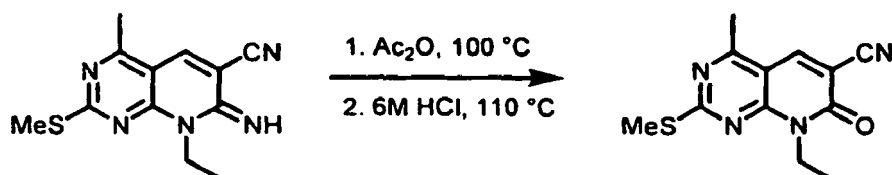
Example 12

2-Amino-8-ethyl-4-methyl-6-(1*H*-tetrazol-5-yl)pyrido[2,3-*d*]pyrimidin-7(8*H*)-one

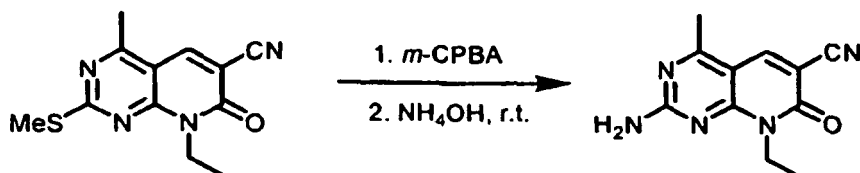
[0333]



[0334] Potassium carbonate (0.539 g, 3.90 mmol) was added to a suspension of 4-(ethylamino)-6-methyl-2-(methylthio)pyrimidine-5-carbaldehyde (0.413 g, 1.95 mmol) from above, and malononitrile (0.194 g, 2.93 mmol) in absolute ethanol (15.0 mL) and heated to 70 °C. After one h, the reaction was allowed to cool to room temperature and concentrated in vacuo. The residue was diluted with ethyl acetate (50 mL) and washed with saturated NaHCO₃ (50 mL), and brine. The organic phase was separated and concentrated in vacuo. The residue was precipitated with ethyl acetate and hexanes to give 8-ethyl-7-imino-4-methyl-2-(methylthio)-7,8-dihydropyrido[2,3-*d*]pyrimidine-6-carbonitrile as a brown solid that was used in the subsequent step without further purification.

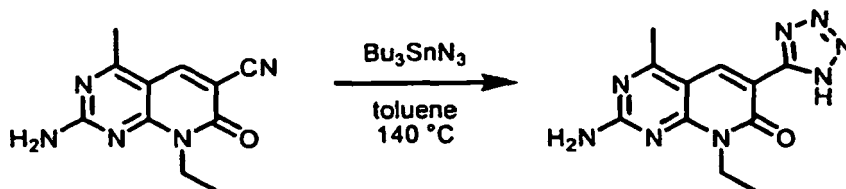


[0335] Acetic anhydride (10.0 mL) was added to a flask charged with 8-ethyl-7-imino-4-methyl-2-(methylthio)-7,8-dihydropyrido[2,3-*d*]pyrimidine-6-carbonitrile (0.506 g, 1.95 mmol) and heated to 100 °C. After one h, the reaction was allowed to cool to room temperature and concentrated in vacuo. The acetylated residue was then treated with 6 N HCl (40 mL) and heated to 95 °C for one hour then transferred to a large flask. A saturated solution of NaHCO₃ (500 mL) was added slowly at 0 °C until a ~pH 8.0 was achieved. The aqueous phase was washed thrice with ethyl acetate (100 mL) and the organic layers combined, then washed with brine and dried over Na₂SO₄. The drying agent was filtered and concentrated in vacuo to afford crude 8-ethyl-4-methyl-2-(methylthio)-7-oxo-7,8-dihydropyrido[2,3-*d*]pyrimidine-6-carbonitrile which was used in the subsequent step without further purification.



[0336] 3-Chloroperbenzoic acid (1.00 g, 5.85 mmol) was added to a solution of crude 8-ethyl-4-methyl-2-(methylthio)-7-oxo-7,8-dihydropyrido[2,3-d]pyrimidine-6-carbonitrile (0.507 g, 1.95 mmol) in dichloromethane (30.0 mL) at room temperature. After 2.5 hours, the reaction was diluted with dichloromethane (50 mL) and washed twice with saturated NaHCO_3 , followed by brine. The organic phase was separated and dried over Na_2SO_4 , filtered, and concentrated in vacuo. 2-Amino-8-ethyl-4-methyl-7-oxo-7,8-dihydropyrido[2,3-d]pyrimidine-6-carbonitrile was used in the subsequent step without further purification.


[0337] Ammonium hydroxide (500 μL) was added to a solution of the above sulfone in dioxane (10 mL) at 0 °C. The reaction flask sealed, and allowed to warm to room temperature upon standing overnight. The reaction was concentrated in vacuo triturated with ethyl acetate to afford the product which was used in the subsequent step without further purification.



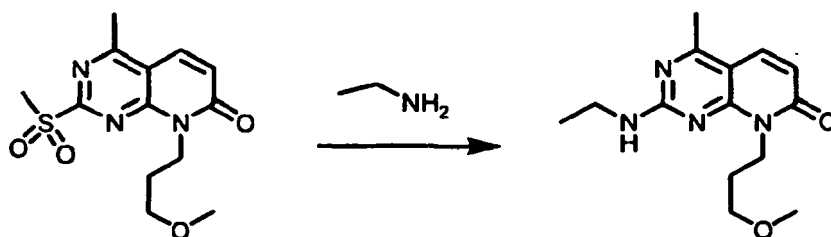
[0338] Tributyltin azide (660 μL , 2.41 mmol) was added to a flask charged with 2-amino-8-ethyl-4-methyl-7-oxo-7,8-dihydropyrido[2,3-d]pyrimidine-6-carbonitrile (0.184 g, 0.803 mmol) in anhydrous toluene (5.0 mL). The reaction was fitted with a reflux condenser and heated to 140 °C under a nitrogen atmosphere. After 20 h, the reaction was cooled to room temperature and the precipitate collected by vacuum filtration and washed with absolute ethanol to give 2-amino-8-ethyl-4-methyl-6-(1*H*-tetrazol-5-yl)pyrido[2,3-d]pyrimidin-7(8*H*)-one (98 mg, 45 % yield) as a light brown solid: ^1H NMR (400 MHz, 20 % DCl in D_2O): δ 6.97 (s, 1H), 2.42 (q, J = 7.2 Hz, 2H), 0.953 (s, 3H), -0.73 (t, J = 7.2 Hz, 3H); MS (EI) for $\text{C}_{11}\text{H}_{11}\text{N}_8\text{O}$: 271.0 (MH^+).

Example 13

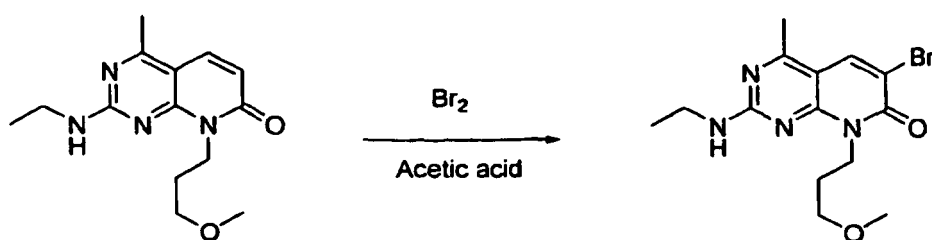
[0339]



[0340] A mixture of 8-(3-methoxypropyl)-4-methyl-2-(methylthio)pyrido[2,3-d]pyrimidin-7(8*H*)-one (0.36 g, 1.29 mmol), prepared using procedures similar to those described in Example 1, dichloromethane (10 mL), and 77 % 3-chloroperbenzoic acid with water (0.723 g, 3.23 mmol) was stirred for 1 h. The mixture was diluted with dichloromethane, washed with sat. sodium bicarbonate (3 times), brine, dried over sodium sulfate, and DCM was removed under reduced pressure. The crude 8-(3-methoxypropyl)-4-methyl-2-(methylsulfonyl)pyrido[2,3-d]pyrimidin-7(8*H*)-one was used without further purification for subsequent step.



[0341] 8-(3-methoxypropyl)-4-methyl-2-(methylsulfonyl)pyrido[2,3-d]pyrimidin-7(8H)-one, and a solution of 2M ethylamine in THF (20 mL) was stirred for 2 h. THF was removed under reduced pressure and the crude product was purified by flash column chromatography to give 2-(ethylamino)-8-(3-methoxypropyl)-4-methylpyrido[2,3-d]pyrimidin-7(8H)-one (0.18 g, 50 % yield over 2 steps).



[0342] To a solution of 2-(ethylamino)-8-(3-methoxypropyl)-4-methylpyrido[2,3-d]pyrimidin-7(8H)-one (0.18 g, 0.65 mmol), acetic acid (5 mL) and dichloromethane (3 mL) was added bromine (36 μ L, 0.7 mmol). The mixture was stirred for 5 minutes, and then diluted with DCM and water. The organic layer was washed with sat. sodium bicarbonate (3 times), brine, dried over sodium sulfate, filtered and concentrated under reduced pressure. The crude product was purified by flash column chromatography to gave 0.13 g (56 % yield) of 6-bromo-2-(ethylamino)-8-(3-methoxypropyl)-4-methylpyrido[2,3-d]pyrimidin-7(8H)-one. ^1H NMR (400MHz, CDCl_3) δ 8.09 (s, 1H), 5.44 (Br. s, 1H), 4.55 (m, 2H), 3.54-3.47 (m, 4H), 3.33 (s, 3H), 2.53 (s, 3H), 2.05-2.00 (m, 2H), 1.30-1.23 (m, 3H); MS (EI) for $\text{C}_{14}\text{H}_{19}\text{BrN}_4\text{O}_2$: 355 (MH $^+$).

[0343] Using the same or analogous synthetic techniques and substituting with appropriate reagents, the following compounds were prepared:

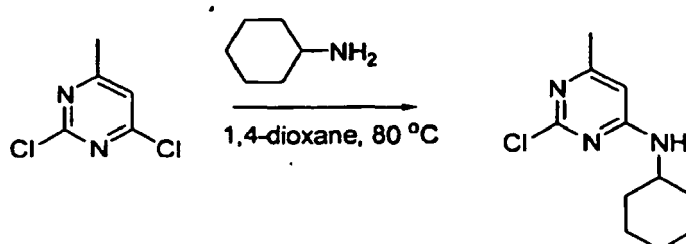
Example 13a. 6-bromo-8-(2-ethoxyethyl)-2-(ethylamino)-4-methylpyrido[2,3-d]pyrimidin-7(8H)-one: ^1H NMR (400MHz, CDCl_3) δ 8.09 (s, 1H), 5.37 (Br. s, 1H), 4.67 (m, 2H), 3.74 (m, 2H), 3.61-3.56 (t, 2H), 3.51 (m, 2H), 2.53 (s, 3H), 1.29-1.25 (t, 3H), 1.19-1.15 (t, 3H); MS (EI) for $\text{C}_{14}\text{H}_{19}\text{BrN}_4\text{O}_2$: 355 (MH $^+$).

Example 13b. 6-bromo-8-(3-ethoxypropyl)-2-(ethylamino)-4-methylpyrido[2,3-d]pyrimidin-7(8H)-one: ^1H NMR (400MHz, CDCl_3) δ 8.09 (s, 1H), 5.37 (Br. s, 1H), 4.53 (m, 2H), 3.52 (m, 4H), 3.48-3.43 (m, 2H), 2.53 (s, 3H), 2.04-2.00 (m, 2H), 1.29-1.25 (t, 3H), 1.19-1.15 (t, 3H); MS (EI) for $\text{C}_{15}\text{H}_{21}\text{BrN}_4\text{O}_2$: 369 (MH $^+$).

Example 13c. 6-bromo-2-(ethylamino)-8-(3-isopropoxypropyl)-4-methylpyrido[2,3-d]pyrimidin-7(8H)-one: ^1H NMR (400MHz, CDCl_3) δ 8.09 (s, 1H), 5.37 (Br. s, 1H), 4.53 (m, 2H), 3.59-3.49 (m, 5H), 2.52 (s, 3H), 2.01-1.98 (m, 2H), 1.28-1.25 (t, 3H), 1.13-1.11 (t, 6H); MS (EI) for $\text{C}_{16}\text{H}_{23}\text{BrN}_4\text{O}_2$: 383 (MH $^+$).

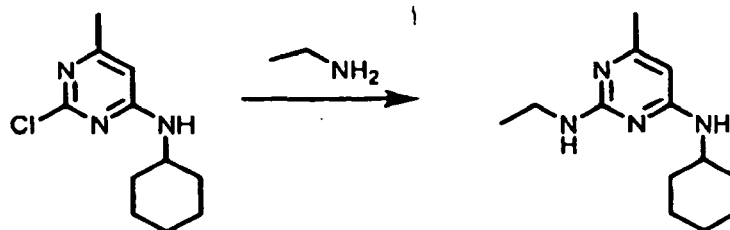
Example 14

[0344]




[0345] A mixture of 2,4-dichloro-6-methylpyrimidine (Aldrich, 5 g, 30 mmol), cyclohexylamine (3 g, 30 mmol) and DIEA

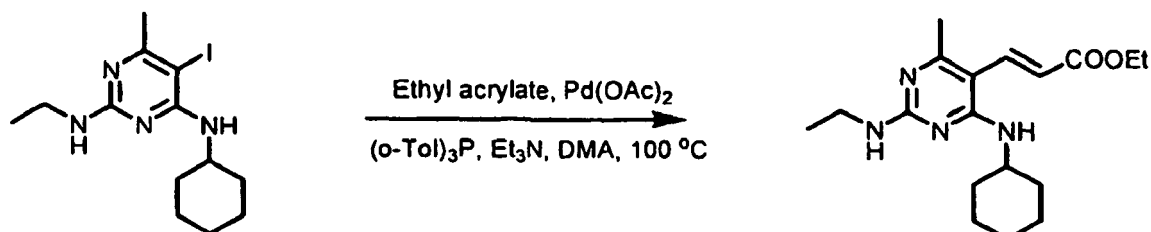
(10 mL) was stirred at 80 °C for 12 h. The volatile material was removed under reduced pressure. The residue was loaded on a silica gel column, and was eluted with hexanes/ethyl acetate (3:1). 8-cyclohexyl-2-(ethylamino)-4-methyl-6-(thiophen-2-yl)pyrido[2,3-d]pyrimidin-7(8H)-one was obtained as colorless oil (2.8 g, 41% yield).



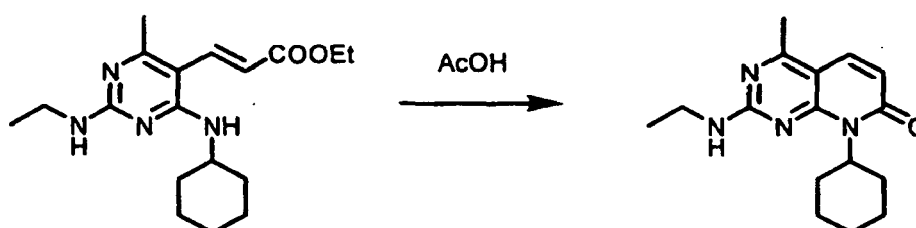
[0346] The product was reacted with a solution of ethylamine (10 equiv.) in THE at 100 °C for 12 h. The crude 2-ethylamino-4-cyclohexylamino-6-methylpyrimidine was obtained from a standard workup and was used in the next step.



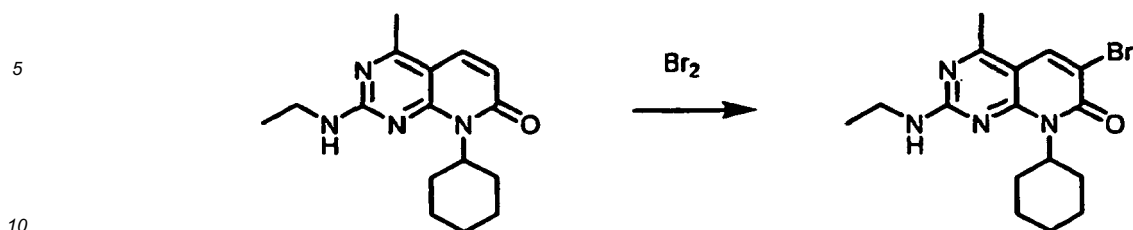
[0347] To a solution of 2-ethylamino-4-cyclohexylamino-6-methylpyrimidine (600 mg, 2.56 mmol) in CH₃CN (10 mL) was added *N*-iodosuccinimide (NIS, 658 mg, 2.92 mmol). The reaction was stirred for 2 h at room temperature. After removal of the solvent, the residue was dissolved in EtOAc. The organic phase was then washed with sodium bisulfite, brine, and dried over Na₂SO₄. Purification by flash column chromatography gave 660 mg (73% yield) of 2-ethylamino-4-cyclohexylamino-5-iodo-6-methylpyrimidine.



[0348] To a solution of 2-ethylamino-4-cyclohexylamino-5-iodo-6-methylpyrimidine (660 mg, 1.83 mmol) in DMA (7 mL) was added ethyl acrylate (458 mg, 4.58 mmol), Pd(OAc)₂ (121 mg, 0.18 mmol), (o-Tol)₃P (110 mg, 0.37 mmol), and Et₃N (740 mg, 7.32 mmol). The mixture was then stirred at 100 °C for 12 h under N₂. Standard workup and purification by column chromatography gave 411 mg (67% yield) of (*E*)-ethyl 3-(4-(cyclohexylamino)-2-(ethylamino)-6-methylpyrimidin-5-yl)acrylate

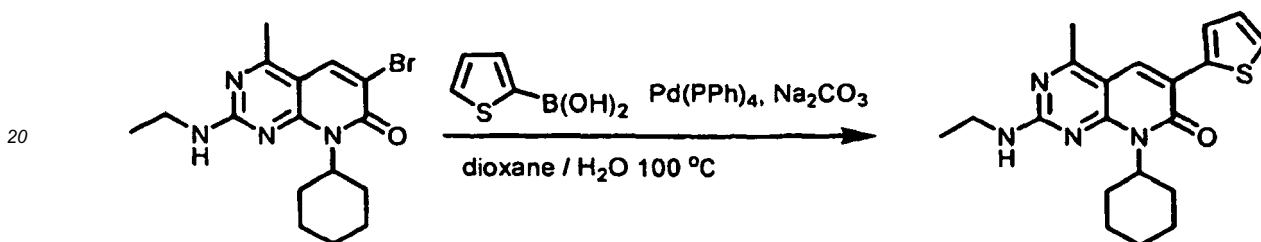


[0349] (*E*)-ethyl 3-(4-(cyclohexylamino)-2-(ethylamino)-6-methylpyrimidin-5-yl)acrylate (200 mg, 0.6 mmol) was dissolved in AcOH (2 mL). This solution was heated in a sealed tube at 186 °C for 17 h. Standard workup and purification by column chromatography gave 65 mg (38 % yield) of 8-cyclohexyl-2-(ethylamino)-4-methylpyrido[2,3-d]pyrimidin-7(8H)-one

7(8*H*)-one.

[0350] To 8-cyclohexyl-2-(ethylamino)-4-methylpyrido[2,3-d]pyrimidin-7(8*H*)-one in AcOH and CH₂Cl₂ was added Br₂ (22 μ L, 0.42 mmol) at 80 °C. Standard workup and purification by column chromatography gave 65 mg (0.17 mmol, 80 % yield) of 6-bromo-8-cyclohexyl-2-(ethylamino)-4-methylpyrido[2,3-d]pyrimidin-7(8*H*)-one.

15



25 **[0351]** The bromide (65 mg, 0.17 mmol) obtained above was reacted with 2-thiopheneboronic acid (45 mg, 0.36 mmol) in the presence of Pd(PPh₃)₄ (20 mg, 0.018 mmol) and Na₂CO₃ (38 mg, 0.36 mmol) in 1,4-dioxane/H₂O (1:1) at 100 °C for 2 h. Removal of solvents and purification by column chromatography gave 33 mg (50% yield) of 8-cyclohexyl-2-(ethylamino)-4-methyl-6-(thiophen-2-yl)pyrido[2,3-d]pyrimidin-7(8*H*)-one. ¹H NMR (400 MHz, DMSO-*d*₆) δ 8.01 (br s, 1 H), 7.60 (m, 1 H), 7.37 (m, 1 H), 7.10 (m, 1H), 5.60-5.40 (m, 1 H), 3.55 (m, 2 H), 2.85 (m, 1 H), 2.61 (s, 3 H), 1.90 (m, 2 H), 1.71 (m, 4 H), 1.43 (m, 2 H), 1.30-1.2 (m, 2 H), 1.30 (t, 3 H); MS (EI) for C₂₀H₂₄N₄OS: 369 (MH⁺).

30

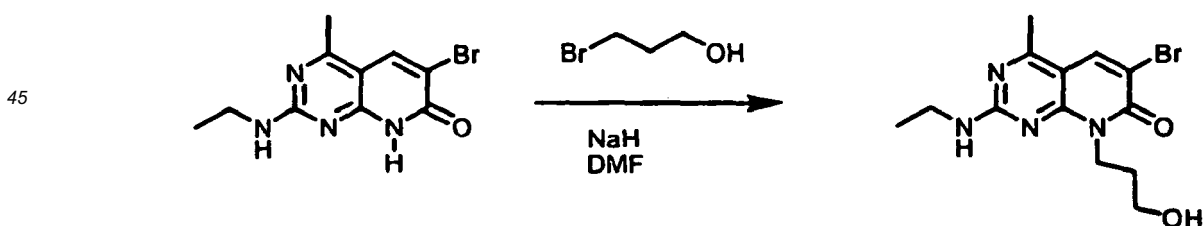
[0352] Using the same or analogous synthetic techniques and substituting with appropriate reagents, the following compound was prepared:

35 **Example 14a.** 6-bromo-8-cyclopropyl-2-(ethylamino)-4-methylpyrido[2,3-d]pyrimidin-7(8*H*)-one: ¹H NMR (400 MHz, CDCl₃) δ 8.06. (s, 1 H), 5.37 (br s, 1 H), 3.54 (m, 2 H), 2.94 (br s, 1 H), 2.51 (s, 3 H), 1.31-1.25 (m, 5 H), 0.91 (br s, 2 H); MS (EI) for C₁₃H₁₅BrN₄O: 323 (MH⁺).

35

Example 15

40 **[0353]**



50

[0354] To a solution of 6-bromo-2-(ethylamino)-4-methylpyrido[2,3-d]pyrimidin-7(8*H*)-one (100 mg, 0.35 mmol) in DMF (2 mL), prepared using procedures analogous to those described in Example 14, was added NaH (30 mg, 60%, 0.7 mmol). The mixture was stirred for 30 min at room temperature and was warmed to 70 °C. 3-Bromopropanol (48 mg, 0.35 mmol) was then added. The stirring was continued for 12 h. Standard workup and purification by column chromatography gave 33 mg (27% yield) of 6-bromo-2-(ethylamino)-8-(3-hydroxypropyl)-4-methylpyrido[2,3-d]pyrimidin-7(8*H*)-one. ¹H NMR (400 MHz, CDCl₃) δ 8.13 (s, 1 H), 5.42 (br s, 1 H), 4.59 (br s, 2 H), 3.50-3.47 (m, 5 H), 2.55 (s, 3 H), 2.02 (br s, 2 H), 1.28 (t, 3 H); MS (EI) for C₁₃H₁₇BrN₄O₂: 341 (MH⁺).

55

[0355] Using the same or analogous synthetic techniques and substituting with appropriate reagents, the following

compounds were prepared:

Example 15a. 6-bromo-2-(ethylamino)-8-(2-hydroxyethyl)-4-methylpyrido[2,3-d]pyrimidin-7(8H)-one: ^1H NMR (400 MHz, DMSO- d_6) δ 8.38 (s, 1 H), 4.82 (br s, 1 H), 4.40 (br s, 2 H), 3.62-3.55 (m, 2 H), 3.40-3.20 (m, 3 H), 2.55 (s, 3 H), 1.15 (t, 3 H); MS (EI) for $\text{C}_{12}\text{H}_{15}\text{BrN}_4\text{O}_2$: 327 (MH $^+$).

Example 15b. 6-bromo-2-(ethylamino)-4-methyl-8-(2-(piperidin-1-yl)ethyl)pyrido[2,3-d]pyrimidin-7(8H)-one: ^1H NMR (400 MHz, CDCl_3) δ 8.08 (s, 1 H), 5.39 (br s, 1 H), 4.59 (br s, 2 H), 3.55-3.40 (m, 2 H), 2.70-2.50 (m, 6 H), 2.52 (s, 3 H), 1.62-1.58 (m, 4 H), 1.46-1.40 (m, 2 H), 1.27 (t, 3 H); MS (EI) for $\text{C}_{17}\text{H}_{24}\text{BrN}_5\text{O}$: 394 (MH $^+$).

Biological Examples

Biological Example 1

PI3K α Luciferase-Coupled Chemiluminescence Assay Protocol

[0356] PI3K α activity is measured as the percent of ATP consumed following the kinase reaction using luciferase-luciferin-coupled chemiluminescence. Reactions were conducted in 384-well white, medium binding microtiter plates (Greiner). Kinase reactions were initiated by combining test compounds, ATP, substrate (PIP2), and kinase in a 20 μL volume in a buffer solution. The standard PI3K α assay buffer is composed 50 mM Tris, pH 7.5, 1 mM EGTA, 10 mM MgCl_2 , 1 mM DTT and 0.03% CHAPS. The standard assay concentrations for enzyme, ATP, and substrate are 0.5-1.1 nM, 1 μM , and 7.5 μM , respectively. The reaction mixture was incubated at ambient temperature for approximately 2 h. Following the kinase reaction, a 10 μL aliquot of luciferase-luciferin mix (Promega Kinase-Glo) was added and the chemiluminescence signal measured using a Victor2 plate reader (Perkin Elmer). Total ATP consumption was limited to 40-60% and IC50 values of control compounds correlate well with literature references.

[0357] Certain compounds of the invention were tested in this assay and demonstrated the ability to bind to PI3K. For example, in one embodiment of the invention, the PI3K inhibitor is selected from the compounds in Table I having a PI3K-binding affinity of about 9 μM or less. In another embodiment, the PI3K inhibitor is selected from the compounds in Table I having a PI3K-binding affinity of about 5 μM or less. In another embodiment, the PI3K inhibitor is selected from the compounds in Table I having a PI3K-binding affinity of about 3 μM or less. In another embodiment, the PI3K inhibitor is selected from the compounds in Table 1 having a PI3K-binding affinity of about 1.5 μM or less. In another embodiment, the PI3K inhibitor is selected from the compounds in Table I having a PI3K-binding affinity of about 1 μM or less. In another embodiment, the PI3K inhibitor is selected from the compounds in Table 1 having a PI3K-binding affinity of about 0.6 μM or less. In another embodiment, the PI3K inhibitor is selected from the compounds in Table 1 having a PI3K-binding affinity of about 0.3 μM or less. In another embodiment, the PI3K inhibitor is selected from the compounds in Table I having a PI3K-binding affinity of about 0.2 μM or less. In another embodiment, the PI3K inhibitor is selected from the compounds in Table I having a PI3K-binding affinity of about 0.1 μM or less. In another embodiment, the PI3K inhibitor is selected from the compounds in Table I having a PI3K-binding affinity of about 0.04 μM or less. In another embodiment, the PI3K inhibitor is selected from the compounds in Table 1 having a PI3K-binding affinity of about 0.020 μM or less.

Biological Example 2

[0358] Phospho AKT assay PC-3 cells were seeded on 6-well plates at 150,000 cells/well. Cells were cultured for 3 days, then treated with compounds in serum-free medium for 3 hr. EGF (100 ng/mL) was added for the last 10 min. Cells were lysed in TENN buffer. Phospho T308 Akt and total Akt were quantified by ELISA performed according to the Biosource assay protocol. The readings of phospho Akt were normalized to total Akt readings.

Biological Example 3

Phospho S6 assay

[0359] PC-3 cells were seeded on 96-well plates at 8,000 cells/well. For each experiment, cells were seeded and treated in duplicated plates: one plate for phospho S6 CellELISA, and one plate for total S6 CellELISA. Cells were cultured on the plates for 3 days, then treated with compounds in serum-free medium for 3 hr in triplicate. Cells were fixed with 4% formaldehyde, quenched with 0.6% H_2O_2 , blocked with 5% BSA, incubated with either phospho S6 antibody or total S6 antibody overnight, incubated with goat-anti-rabbit-IgG-HRP for 1 hr, and developed in chemiluminescent substrate.

Biological Example 4**PIP₃ assay**

[0360] MCF-7 cells grown in 10-cm dishes were starved for 3 hours in DMEM, and then treated with compounds for 20 minutes. In the last 2 minutes of the incubation with the compounds, EGF (100 ng/mL) was added to stimulate the production of PIP₃. The medium was aspirated and the cells were scraped with 10% trichloroacetic acid. The lipids were extracted from the pellet after the cell lysates were centrifuged. PIP₃ in the cellular lipid extraction was quantified with the AlphaScreen assay in which Grp1-PH is used as the PIP₃ specific probe. The amount of cellular PIP₃ was calculated from the standard curve of diC₈ PI (3,4,5) P₃.

Biological Example 5-10**In vivo models**

[0361] Compound A is a Compound of Formula I. Compound B is N-(3,4-dichloro-2-fluorophenyl)-7-((3aR,5r,6aS)-2-methyloctahydrocyclopenta-[c]pyrrol-5-yl)methyl)oxy)-6-(methyloxy)quinazolin-4-amine.

[0362] Female and male athymic nude mice (NCr) 5-8 weeks of age and weighing approximately 20-25 g were used in the following model. Prior to initiation of a study, the animals were allowed to acclimate for a minimum of 48 h. During these studies, animals were provided food and water ad libitum and housed in a room conditioned at 70-75°F and 60% relative humidity. A 12 h light and 12 h dark cycle was maintained with automatic timers. All animals were examined daily for compound-induced or tumor-related deaths.

[0363] PC-3 human prostate adenocarcinoma cells were cultured in vitro in DMEM (Mediatech) supplemented with 20% Fetal Bovine Serum (Hyclone), Penicillin-Streptomycin and non-essential amino acids at 37°C in a humidified 5% CO₂ atmosphere. On day 0, cells were harvested by trypsinization and 3x10⁶ cells (passage 13, 99% viability) in 0.1 mL of ice-cold Hank's balanced salt solution were implanted subcutaneously into the hindflank of 5-8 week old male nude mice. A transponder was implanted in each mouse for identification, and animals were monitored daily for clinical symptoms and survival. Body weights were recorded daily. Experiments were conducted with Compound A as a single agent as well as Compound A in combination with Taxol and Compound A in combination with Rapamycin. This model can be used to assess the desirability of treating with Compound A in combination with other anti-cancer agents.

[0364] U-87 MG human glioblastoma cells were cultured in vitro in DMEM (Mediatech) supplemented with 10% Fetal Bovine Serum (Hyclone), Penicillin-Streptomycin and non-essential amino acids at 37°C in a humidified 5% CO₂ atmosphere. On day 0, cells were harvested by trypsinization and 2x10⁶ cells (passage 5, 96% viability) in 0.1 mL of ice-cold Hank's balanced salt solution were implanted intradermally into the hindflank of 5-8 week old female nude mice. A transponder was implanted in each mouse for identification, and animals were monitored daily for clinical symptoms and survival. Body weights were recorded daily. Experiments were conducted with Compound A as a single agent and the results are not included. This model can be used to assess the desirability of treating with Compound A in combination with other anti-cancer agents.

[0365] A549 human lung carcinoma cells were cultured in vitro in DMEM (Mediatech) supplemented with 10% Fetal Bovine Serum (Hyclone), Penicillin-Streptomycin and non-essential amino acids at 37°C in a humidified 5% CO₂ atmosphere. On day 0, cells were harvested by trypsinization and 10x10⁶ cells (passage 12, 99% viability) in 0.1 mL of ice-cold Hank's balanced salt solution were implanted intradermally into the hindflank of 5-8 week old female nude mice. A transponder was implanted in each mouse for identification, and animals were monitored daily for clinical symptoms and survival. Body weights were recorded daily. Experiments were conducted with Compound A as a single agent as well as Compound A in combination with Compound B. This model can be used to assess the desirability of treating with Compound A in combination with other anti-cancer agents.

[0366] MDA-MB-468 human breast adenocarcinoma cells, passage number <6, were maintained and propagated in log-phase growth in Dulbecco's Modification of Eagles's Medium (DMEM; Mediatech) containing L-Glutamine supplemented with 10% Fetal Bovine Serum (Hyclone), Penicillin-Streptomycin and non-essential amino acids at 37 °C in a humidified, 5% CO₂ atmosphere. On day 0, cells were harvested by trypsinization, and 10 x 10⁶ cells (passage 10, 98% viability) in 50% cold Hanks balanced salt solution/50% Matrigel (100μL total volume per mouse) were implanted subcutaneously into the mammary fat pads of female nude mice. Experiments were conducted with Compound A as a single agent as well as Compound A in combination with erlotinib. This model can be used to assess the desirability of treating with Compound A in combination with other anti-cancer agents.

[0367] Calu-6 human lung anaplastic carcinoma cells were cultured in vitro in DMEM (Mediatech) supplemented with 10% Fetal Bovine Serum (Hyclone), Penicillin-Streptomycin and non-essential amino acids at 37 °C in a humidified, 5% CO₂ atmosphere. On day 0, cells were harvested by trypsinization, and 5x10⁶ cells (passage #8, 96% viability) in 0.1 mL ice-cold Hank's balanced salt solution were implanted intradermally in the hind-flank of 5-8 week old female athymic

nude mice. A transponder was implanted in each mouse for identification, and animals were monitored daily for clinical symptoms and survival. Body weights were recorded daily. Experiments were conducted with Compound A as a single agent as well as Compound A in combination with carboplatin. This model can be used to assess the desirability of treating with Compound A in combination with other anti-cancer agents.

[0368] MCF7 human mammary adenocarcinoma cells were cultured in vitro in DMEM (Cellgro) supplemented with 10% Fetal Bovine Serum (Cellgro), Penicillin-Streptomycin and non-essential amino acids at 37 °C in a humidified 5% CO₂ atmosphere. On day 0, cells were harvested by trypsinization, and 5 x 10⁶ cells (passage 10 and 95% viability for Study 1, passage 9 and 90% viability for Study 2) in 100 µL of a solution made of 50% cold Hanks balanced salt solution with 50% growth factor reduced matrigel (R&D Systems for Study 1 and Becton Dickinson for Study 2) implanted subcutaneously into the hindflank of female nude mice. A transponder was implanted into each mouse for identification and data tracking, and animals were monitored daily for clinical symptoms and survival. During the dosing period, the tumor weight of each animal was determined twice weekly and the body weight of each animal was measured daily. Experiments were conducted with Compound A as a single agent as well as Compound A in combination with Compound B. This model can be used to assess the desirability of treating with Compound A in combination with other anti-cancer agents.

[0369] For subcutaneous or intradermal tumors, the mean tumor weight of each animal in the respective control and treatment groups was determined twice weekly during the study. Tumor weight (TW) was determined by measuring perpendicular diameters with a caliper, using the following formula:

$$\text{tumor weight (mg)} = [\text{tumor volume} = \text{length (mm)} \times \text{width}^2 (\text{mm}^2)]/2$$

[0370] These data were recorded and plotted on a tumor weight vs. days post-implantation line graph and presented graphically as an indication of tumor growth rates. Percent inhibition of tumor growth (TGI) is determined with the following formula:

$$\left[1 - \frac{(X_f - X_0)}{(Y_f - X_0)} \right] * 100$$

where X₀ = average TW of all tumors on group day

X_f = TW of treated group on Day f

Y_f = TW of vehicle control group on Day f

If tumors regress below their starting sizes, then the percent tumor regression is determined with the following formula:

$$\left[\frac{(X_0 - X_f)}{X_0} \right] * 100$$

Tumor size is calculated individually for each tumor to obtain a mean ± SEM value for each experimental group. Statistical significance is determined using the 2-tailed Student's t-test (significance defined as P<0.05).

Biological Examples 11-14

[0371] Compound A is a Compound of Formula I and is an inhibitor of class 1 PI3-kinases. Compound B is *N*-(3,4-dichloro-2-fluorophenyl)-7-(((3*aR*,5*r*,6*aS*)-2-methyloctahydrocyclopenta-[c]pyrrol-5-yl)methyl)oxy)-6-(methyl-oxy)quinazolin-4-amine.

Prostate Cancer Xenograft Model - A Compound of Formula I in Combination with Taxol

[0372] Compound A was tested alone and in combination with taxol in a prostate carcinoma tumor model. PC-3 is a human prostate carcinoma cell line that harbors a homozygous deletion mutation in PTEN, which results in constitutive activation of the PI3K pathway. In single-dose pharmacodynamic experiments, oral administration of Compound A resulted in a dose-dependent decrease in the phosphorylation of AKT, p70S6K, and S6 in PC-3 tumors grown ectopically in mice. Repeat-dose administration of Compound A also inhibited the growth of these tumors, but did not induce regressions.

[0373] Oral administration of Compound A at 100mg/kg q2d or 30 mg/kg bid resulted in substantial tumor growth inhibition. See Fig. 1. Comparable tumor growth inhibition was achieved with 7.5 mg/kg taxol administered i.v. twice weekly. While tumor growth was inhibited substantially with Compound A alone, the combination of either dose of Compound A with taxol was superior to either agent alone and induced significant regression of the tumors. Body weight loss and dose skipping was minimal in all groups, and was not exacerbated in the combination group indicating that the combination was well tolerated. These results support the use of a Compound of Formula I in combination with taxol in tumors with constitutively activated PI3K signaling.

Prostate Cancer Xenograft Model - A Compound of Formula I in Combination with Rapamycin

[0374] Compound A was tested alone and in combination with rapamycin in a prostate carcinoma tumor model (PC-3 cell line). Oral administration of Compound A at 100mg/kg q2d resulted in significant tumor growth inhibition. See Fig. 2. Significant tumor growth inhibition was also observed with 5 mg/kg rapamycin administered i.p. daily. While tumor growth was inhibited substantially with Compound A alone, the combination of Compound A with rapamycin was transiently superior to either agent alone and induced regression of the tumors, although the final tumor weights were similar between rapamycin alone and the combination treatment. Body weight loss and dose skipping was minimal with each agent alone, but body weight loss was exacerbated in the combination group necessitating dose skipping. The fact that tumor regression was observed despite dose skipping suggests that using an intermittent dosing schedule would maintain efficacy and improve tolerability.

[0375] At the end of the efficacy study, tumors were resected and processed for histological analysis of markers of proliferation (Ki67) and apoptosis (TUNEL). Administration of Compound A as monotherapy (100mg/kg q2d) was associated with a significant 44% decrease in the fraction of proliferating cells. Administration of rapamycin as monotherapy was also associated with a decrease (77%) in the fraction of proliferating cells. Combined administration of Compound A and rapamycin resulted in a strong anti-proliferative effect (96% decrease) which was significantly enhanced over that seen with monotherapy (Fig. 6). Administration of Compound A as monotherapy was associated with a significant 3.6-fold induction in the fraction of apoptotic cells, whereas rapamycin administered as monotherapy did not exert significant pro-apoptotic effects. Combined administration of Compound A and rapamycin resulted in a 7-fold induction in the fraction of apoptotic cells, which was significantly enhanced over that seen with monotherapy (Fig. 7). Together, these data indicate that coadministration of Compound A and rapamycin leads to a significant decrease in tumor cell proliferation and a significant increase in tumor cell apoptosis compared to either agent administered as monotherapy. These results support the use of a Compound of Formula I in combination with rapamycin in tumors with constitutively activated PI3K signaling.

Non-small Cell Lung Cancer Xenograft Model - A Compound of Formula I in Combination with Carboplatin

[0376] Compound A was tested both as a single agent and in combination with carboplatin in a NSCLC tumor model. Calu-6 is a human NSCLC cell line that harbors a heterozygous activating mutation in K-Ras (Q61K).

[0377] Oral administration of Compound A at 100mg/kg q2d or 30 mg/kg bid to mice bearing Calu-6 tumors resulted in substantial tumor growth inhibition. See Fig. 3. Both dose schedules resulted in similar inhibition of tumor growth. Significant tumor growth inhibition was also observed with 50 mg/kg carboplatin administered i.v. q4d, but was not as pronounced as with Compound A. The combination of Compound A 100 mg/kg q2d and carboplatin was superior to either agent alone, however, the combination of Compound A 30 mg/kg bid with carboplatin was not significantly different from Compound A 30 mg/kg bid alone. Body weight loss and dose skipping was minimal in all groups, and was not exacerbated in the combination group indicating that the combination was well tolerated. These results support the use of a Compound of Formula I in combination with platins in tumors with activating mutations in K-Ras.

Non-small Cell Lung Cancer Xenograft Model - A Compound of Formula I in Combination with Compound B

[0378] Compound A was tested both as a single agent and in combination with Compound B, an EGFR inhibitor, in a NSCLC tumor model. The A549 human non-small cell lung carcinoma cell line harbors a homozygous stop mutation

in the gene encoding LKB1, and an activating G12S mutation in K-Ras, promoting activation of both PI3K and mTOR. A549 cells also express wild-type EGFR.

[0379] Oral single-agent administration of Compound B at 30 mg/kg qd for 14 days caused a significant tumor growth inhibition of 80%. See Fig. 4a. Compound A administered qd as a single agent at 30 mg/kg caused a significant tumor growth inhibition of 80%. Oral administration of Compound B at 30 mg/kg qd followed by administration of Compound A at 30 mg/kg qd after about six hours led to a significant TGI of 93%, which trended towards an increased anti-tumor efficacy compared to the efficacy of the single treatments, although this did not reach statistical significance in these studies. One possible explanation for the modest effect of the combination is the short duration of the dosing period (14 days), which may be too short to observe the full benefit of the combination. Longer dosing regimes may produce more significant differences, as the anticipated effect of dual inhibition of PI3K/mTOR and EGFR on cell growth and survival becomes more apparent.

[0380] As a single agent Compound B dosed at 30 mg/kg qd was generally well tolerated, with a body weight loss of 1.5 to 7% with no dose omission. Compound A dosed at 30 mg/kg qd was also well tolerated with no dose skipping and non-significant body weight loss. Co-administration of Compound B at 30 mg/kg qd with Compound A at 30 mg/kg qd was associated with a body weight loss of 3 to 12%, which was necessitated minimal dose skipping (2 doses) with no dose skipping for the last 8 days.

Breast Cancer Xenograft Model - A Compound of Formula I in Combination with Compound B

[0381] Compound A, a PI3K inhibitor, was tested both as a single agent and in combination with Compound B, an EGFR inhibitor, in a breast cancer tumor model. The MCF7 human mammary adenocarcinoma cell line harbors a heterozygous, activating mutation in PI3K (PI3KCA/E545K) and expresses wild-type EGFR.

[0382] Compound B was administered orally once-daily (qd) at 30 mg/kg, and Compound A was orally administered once-daily at 30 mg/kg. Combination therapies consisted of administering Compound B at 30 mg/kg qd followed by administration of Compound A at 30 mg/kg qd within about 6-7 hours. Single agent administration of Compound B at 30 mg/kg qd for 14 days caused a tumor growth inhibition of 38 to 61%. See Figs. 4b-1 and 4b-2. Tumor growth inhibition of 53-76% was observed with Compound A dosed at 30 mg/kg qd. The combination of Compound B dosed at 30 mg/kg qd with Compound A dosed at 30 mg/kg qd resulted in significant tumor growth inhibition of 83-87%, which trended towards an increased anti-tumor efficacy compared to the efficacy of the single treatments, although this did not reach statistical significance in these studies. One possible explanation for the modest effect of the combination is the short duration of the dosing period (14 days), which may be too short to observe the full benefit of the combination. Longer dosing regimes may produce more significant differences, as the anticipated effect of dual inhibition of PI3K and EGFR on cell growth and survival becomes more apparent. In both studies (Figs. 4b-1 and 4b-2) the average tumor size in the combination groups is still decreasing at the last measurement point.

[0383] At the end of the study, tumors were resected and processed for analysis of proliferating cells (Ki67 staining), determination of microvessel density (MVD) following immunostaining for CD31, and for TUNEL (apoptotic cells) analysis (see Tables 8 and 9). Administration of Compound B dosed at 30 mg/kg qd caused a significant 14 to 19% decrease in the number of viable, Ki67-positive proliferating tumor cells when compared to the vehicle control-treated group. Compound A dosed at 30 mg/kg qd did cause a significant 13% decrease in Ki67-positive cells only in Study 2. Combination of Compound B with Compound A caused a significant 23 to 37% decrease in Ki67 positive tumor cells, which was significantly more efficacious in this model than the single agent treatments (however not better than Compound B single arm in Study 1). Treatment with Compound B dosed at 30 mg/kg qd did not result in a significant induction of TUNEL-positive (apoptotic) cells compared to the vehicle control-treated group. Administration of Compound A dosed at 30 mg/kg qd did not cause a significant induction of apoptotic tumor cells. Combining Compound B with Compound A did not result in a significant induction of apoptosis compared to vehicle control. Administration of Compound B dosed at 30 mg/kg qd and Compound A dosed at 30 mg/kg qd caused a significant 31% and 32% decrease, respectively, in CD31-positive tumor vessels. The combination of Compound B with Compound A caused a 22% decrease in MVD, which was not significantly different from Compound B or Compound A single agent treatment. End-of-study immunohistochemical analyses suggest that co-administration of Compound B and Compound A may provide an additional benefit on the anti proliferative, but not the anti-angiogenic effect of the single agents in MCF-7 tumors.

[0384] As a single agent Compound B dosed at 30 mg/kg qd was generally well tolerated, with a final body weight loss of 4.5 to 6.1% (not significantly different from the vehicle-treated control group) and 7 to 13 dose omissions. The majority of the skipped doses (11 out of 13) in Study 1 came from one mouse maintaining a low body weight throughout the study from dose day 3. Administration of Compound A dosed at 30 mg/kg qd was also well tolerated with 3 to 9 doses skipped and non-significant body weight loss or gain. Co-administration of Compound B at 30 mg/kg qd with Compound A at 30 mg/kg qd was associated with a body weight loss of 0.3 to 10% throughout the study and minimal dose skipping (6 to 11 doses). By the end of the dosing period there was a non-significant loss of 0.3 to 6.2% in body weight.

Breast Cancer Xenograft Model - A Compound of Formula I in Combination with Erlotinib

[0385] Compound A was tested both as a single agent and in combination with erlotinib, in an erlotinib-resistant tumor model with elevated PI3K signaling. MDA-MB-468 is a human breast carcinoma cell line that has an increase in the copy number of the EGFR gene and a homozygous deletion of PTEN. In vitro treatment of these cells with EGFR inhibitors such as erlotinib inhibits EGFR activity but fails to downregulate the PI3K pathway.

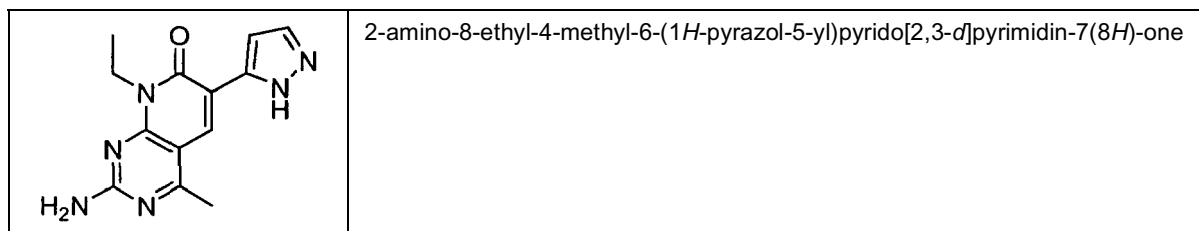
[0386] Oral administration of erlotinib at 100 mg/kg qd to mice bearing MDA-MB-468 tumors resulted in significant but incomplete tumor growth inhibition. See Fig. 5. Oral administration of Compound A at 100mg/kg q2d also resulted in tumor growth inhibition. The combination of the two agents was modestly superior to either agent alone. The relatively modest increase in efficacy in the combination group could improve with altering the dose and schedule for the administration of Compound A.

[0387] Mice administered Compound A at 100 mg/kg q2d exhibited a rate of body weight gain comparable to vehicle controls. Mice administered erlotinib exhibited an apparent decrease in their rate of body weight gain relative to vehicle controls. Coadministration with erlotinib resulted in a loss in body weight in mice treated with Compound A (10% body weight loss from start of dosing). Consistent with these data, only minimal dose-skipping was required when Compound A was administered as monotherapy (1-3 doses skipped), but substantial dose-skipping was required for Compound A when erlotinib was coadministered. These results support the use of a Compound of Formula I in combination with erlotinib in tumors expressing EGF receptors and harboring PTEN deletions.

[0388] The foregoing invention has been described in some detail by way of illustration and example, for purposes of clarity and understanding. The invention has been described with reference to various specific embodiments and techniques. However, it should be understood that many variations and modifications may be made while remaining within the scope of the invention. It will be obvious to one of skill in the art that changes and modifications may be practiced within the scope of the appended claims. Therefore, it is to be understood that the above description is intended to be illustrative and not restrictive. The scope of the invention should, therefore, be determined not with reference to the above description, but should instead be determined with reference to the following appended claims, along with the full scope of equivalents to which such claims are entitled.

Claims

1. A therapeutically effective amount of:



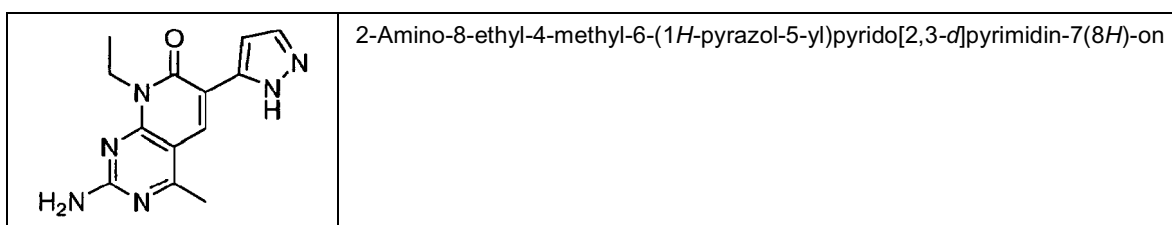
or a single isomer thereof, or a pharmaceutically acceptable salt, a hydrate, or solvate thereof, for use in combination with one or more chemotherapeutic agents selected from rapamycin, a rapamycin analogue selected from CCI-779, AP-23573, RAD-001, and TAFA-93, an alkylating agent, a taxane, a platin, an EGFR inhibitor, and an ErbB2 inhibitor, in the treatment of cancer.

2. The Compound, single isomer thereof, pharmaceutically acceptable salt, hydrate, or solvate thereof of Claim 1 where the cancer is selected from breast cancer, colon cancer, rectal cancer, endometrial cancer, gastrointestinal carcinoid tumors, gastrointestinal stromal tumors, glioblastoma, hepatocellular carcinoma, small cell lung cancer, non-small cell lung cancer, melanoma, ovarian cancer, cervical cancer, pancreatic cancer, prostate carcinoma, acute myelogenous leukemia, chronic myelogenous leukemia, non-Hodgkin's lymphoma, or thyroid carcinoma.
3. The Compound, single isomer thereof, pharmaceutically acceptable salt, hydrate, or solvate thereof of Claim 1 or Claim 2, where the treatment is one chemotherapeutic agent and the chemotherapeutic agent is erlotinib.
4. The Compound, single isomer thereof, pharmaceutically acceptable salt, hydrate, or solvate thereof of Claim 1 or Claim 2, where the treatment is one chemotherapeutic agent and the chemotherapeutic agent is carboplatin.

5. The Compound, single isomer thereof, pharmaceutically acceptable salt, hydrate, or solvate thereof of Claim 1 or Claim 2, where the treatment is one chemotherapeutic agent and the chemotherapeutic agent is taxol.
6. The Compound, single isomer thereof, pharmaceutically acceptable salt, hydrate, or solvate thereof of Claim 1 or Claim 2, where the treatment is one chemotherapeutic agent and the chemotherapeutic agent is rapamycin.
7. The use of claim 1, where the cancer is selected from prostate cancer, non-small cell lung cancer, and breast cancer.
8. The use of claim 1, where the chemotherapeutic agent is taxol and the cancer is prostate cancer.
9. The use of claim 1, where the chemotherapeutic agent is rapamycin and the cancer is prostate cancer.
10. The use of claim 1, where the chemotherapeutic agent is carboplatin and the cancer is non-small cell lung cancer.
11. The use of claim 1, where the chemotherapeutic agent is erlotinib and the cancer is breast cancer.

Patentansprüche

1. Eine therapeutisch wirksame Menge von:



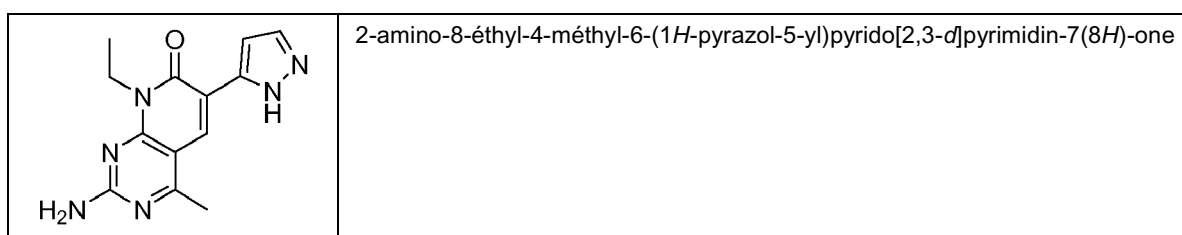
oder ein einzelnes Isomer davon oder ein pharmazeutisch akzeptables Salz, ein Hydrat oder Solvat davon zur Verwendung in Kombination mit einem oder mehreren chemotherapeutischen Wirkstoffen, ausgewählt aus Rapamycin, einem Rapamycin-Analogen, ausgewählt aus CCI-779, AP-23573, RAD-001 und TAFA-93, einem Alkylierungsmittel, einem Taxan, einem platin-basierten Stoff, einem EGFR-Inhibitor und einem ErbB2-Inhibitor, bei der Behandlung von Krebs.

2. Verbindung, einzelnes Isomer davon, pharmazeutisch akzeptables Salz, Hydrat oder Solvat davon gemäß Anspruch 1, wobei der Krebs aus Brustkrebs, Kolonkrebs, Rektalkrebs, Endometriumkrebs, gastrointestinalen Karzinoidtumoren, gastrointestinalen Stromatumoren, Glioblastom, Leberzellkarzinom, kleinzelligem Lungenkrebs, nichtkleinzelligem Lungenkrebs, Melanom, Eierstockkrebs, Gebärmutterhalskrebs, Bauchspeicheldrüsenkrebs, Prostatakarzinom, akuter myeloischer Leukämie, chronischer myeloischer Leukämie, Non-Hodgkin-Lymphom oder Schilddrüsenkarzinom ausgewählt ist.
3. Verbindung, einzelnes Isomer davon, pharmazeutisch akzeptables Salz, Hydrat oder Solvat davon gemäß Anspruch 1 oder Anspruch 2, wobei die Behandlung ein chemotherapeutischer Wirkstoff ist und der chemotherapeutische Wirkstoff Erlotinib ist.
4. Verbindung, einzelnes Isomer davon, pharmazeutisch akzeptables Salz, Hydrat oder Solvat davon gemäß Anspruch 1 oder Anspruch 2, wobei die Behandlung ein chemotherapeutischer Wirkstoff ist und der chemotherapeutische Wirkstoff Carboplatin ist.
5. Verbindung, einzelnes Isomer davon, pharmazeutisch akzeptables Salz, Hydrat oder Solvat davon gemäß Anspruch 1 oder Anspruch 2, wobei die Behandlung ein chemotherapeutischer Wirkstoff ist und der chemotherapeutische Wirkstoff Taxol ist.
6. Verbindung, einzelnes Isomer davon, pharmazeutisch akzeptables Salz, Hydrat oder Solvat davon gemäß Anspruch 1 oder Anspruch 2, wobei die Behandlung ein chemotherapeutischer Wirkstoff ist und der chemotherapeutische Wirkstoff Rapamycin ist.

7. Utilisation gemäß Anspruch 1, wobei der Krebs aus Prostatakrebs, nichtkleinzelligem Lungenkrebs und Brustkrebs ausgewählt ist.
8. Utilisation gemäß Anspruch 1, wobei der chemotherapeutische Wirkstoff Taxol ist und der Krebs Prostatakrebs ist.
9. Utilisation gemäß Anspruch 1, wobei der chemotherapeutische Wirkstoff Rapamycin ist und der Krebs Prostatakrebs ist.
10. Utilisation gemäß Anspruch 1, wobei der chemotherapeutische Wirkstoff Carboplatin ist und der Krebs nichtkleinzelliger Lungenkrebs ist.
11. Utilisation gemäß Anspruch 1, wobei der chemotherapeutische Wirkstoff Erlotinib ist und der Krebs Brustkrebs ist.

Revendications

1. Une quantité thérapeutiquement efficace du composé suivant :



ou d'un isomère unique de celui-ci, ou d'un sel pharmaceutiquement acceptable, d'un hydrate, ou d'un solvate de celui-ci, destiné à être utilisé en combinaison avec un ou plusieurs agents chimiothérapeutiques sélectionnés parmi la rapamycine, un analogue de la rapamycine sélectionné parmi CCI-779, AP-23573, RAD-001, et TAFA-93, un agent alkylant, un taxane, un platine, un inhibiteur de l'EGFR, et un inhibiteur d'ErbB2, dans le traitement du cancer.

2. Le composé, l'isomère unique de celui-ci, le sel pharmaceutiquement acceptable, l'hydrate, ou le solvate de celui-ci de la revendication 1 où le cancer est sélectionné parmi le cancer du sein, le cancer du côlon, le cancer du rectum, le cancer de l'endomètre, les tumeurs carcinoïdes gastro-intestinales, les tumeurs stromales gastro-intestinales, le glioblastome, le carcinome hépatocellulaire, le cancer du poumon à petites cellules, le cancer du poumon non à petites cellules, le mélanome, le cancer de l'ovaire, le cancer du col de l'utérus, le cancer du pancréas, le carcinome de la prostate, la leucémie myéloïde aiguë, la leucémie myéloïde chronique, le lymphome non-hodgkinien, ou le carcinome de la thyroïde.
3. Le composé, l'isomère unique de celui-ci, le sel pharmaceutiquement acceptable, l'hydrate, ou le solvate de celui-ci de la revendication 1 ou de la revendication 2, où le traitement est un agent chimiothérapeutique et l'agent chimiothérapeutique est l'erlotinib.
4. Le composé, l'isomère unique de celui-ci, le sel pharmaceutiquement acceptable, l'hydrate, ou le solvate de celui-ci de la revendication 1 ou de la revendication 2, où le traitement est un agent chimiothérapeutique et l'agent chimiothérapeutique est le carboplatine.
5. Le composé, l'isomère unique de celui-ci, le sel pharmaceutiquement acceptable, l'hydrate, ou le solvate de celui-ci de la revendication 1 ou de la revendication 2, où le traitement est un agent chimiothérapeutique et l'agent chimiothérapeutique est le taxol.
6. Le composé, l'isomère unique de celui-ci, le sel pharmaceutiquement acceptable, l'hydrate, ou le solvate de celui-ci de la revendication 1 ou de la revendication 2, où le traitement est un agent chimiothérapeutique et l'agent chimiothérapeutique est la rapamycine.
7. L'utilisation de la revendication 1, où le cancer est sélectionné parmi le cancer de la prostate, le cancer du poumon non à petites cellules, et le cancer du sein.

EP 2 139 484 B9

8. L'utilisation de la revendication 1, où l'agent chimiothérapeutique est le taxol et le cancer est le cancer de la prostate.
9. L'utilisation de la revendication 1, où l'agent chimiothérapeutique est la rapamycine et le cancer est le cancer de la prostate.
10. L'utilisation de la revendication 1, où l'agent chimiothérapeutique est le carboplatine et le cancer est le cancer du poumon non à petites cellules.
11. L'utilisation de la revendication 1, où l'agent chimiothérapeutique est l'erlotinib et le cancer est le cancer du sein.

Fig. 1. Compound A + Taxol in PC-3 Prostate Carcinoma Tumor Model

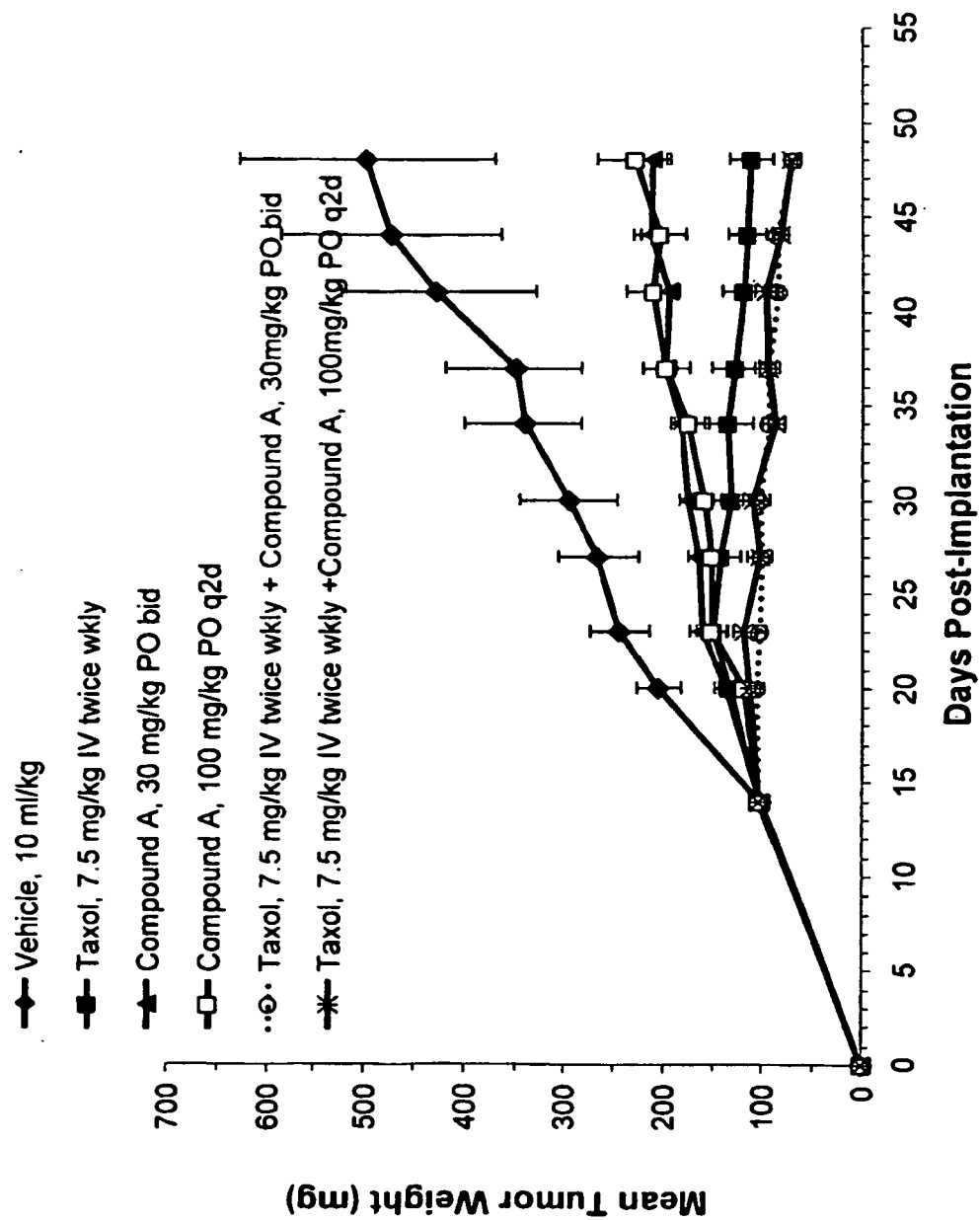
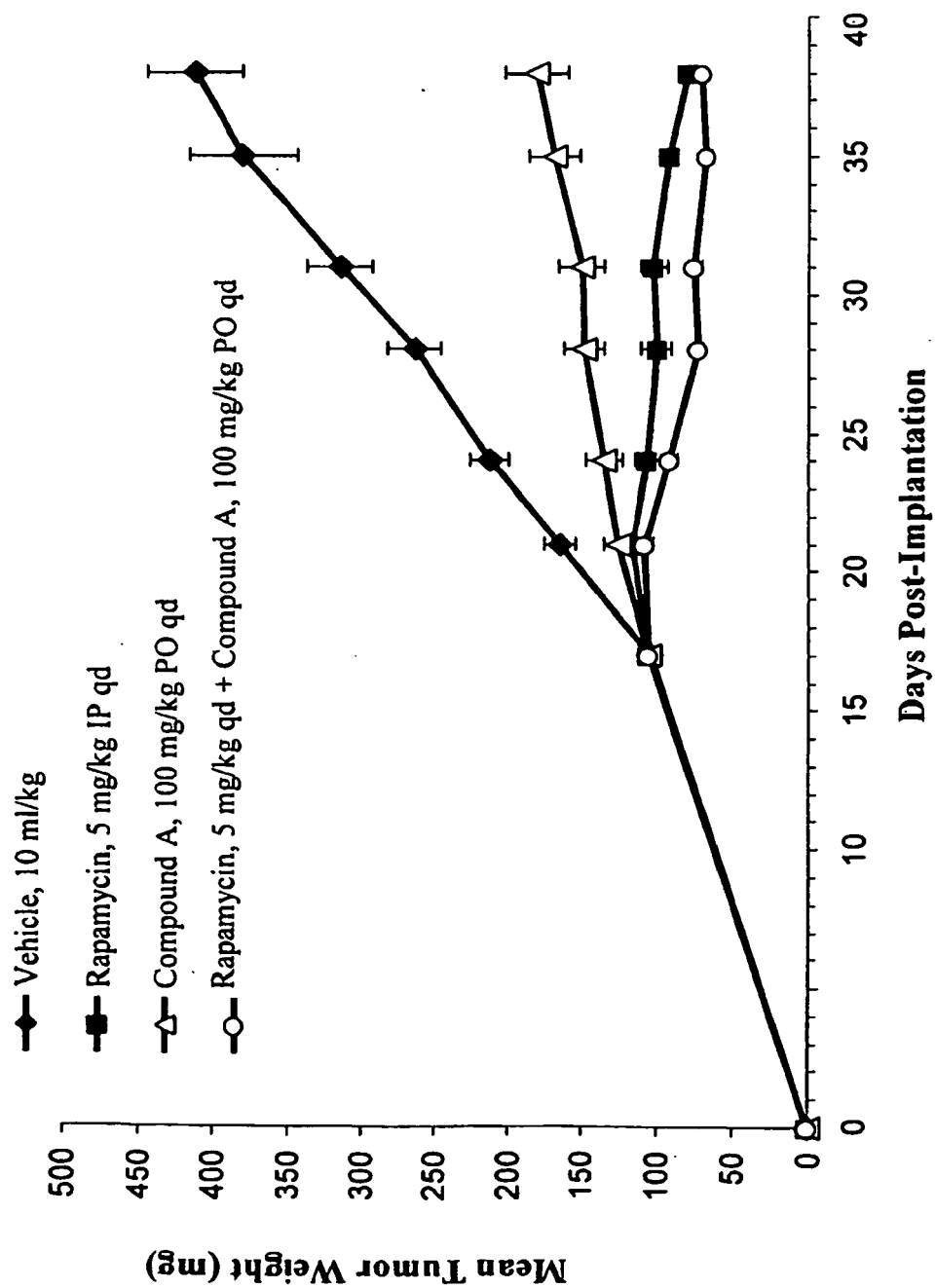


Fig. 2. Compound A + Rapamycin in PC-3 Prostate Carcinoma Tumor Model



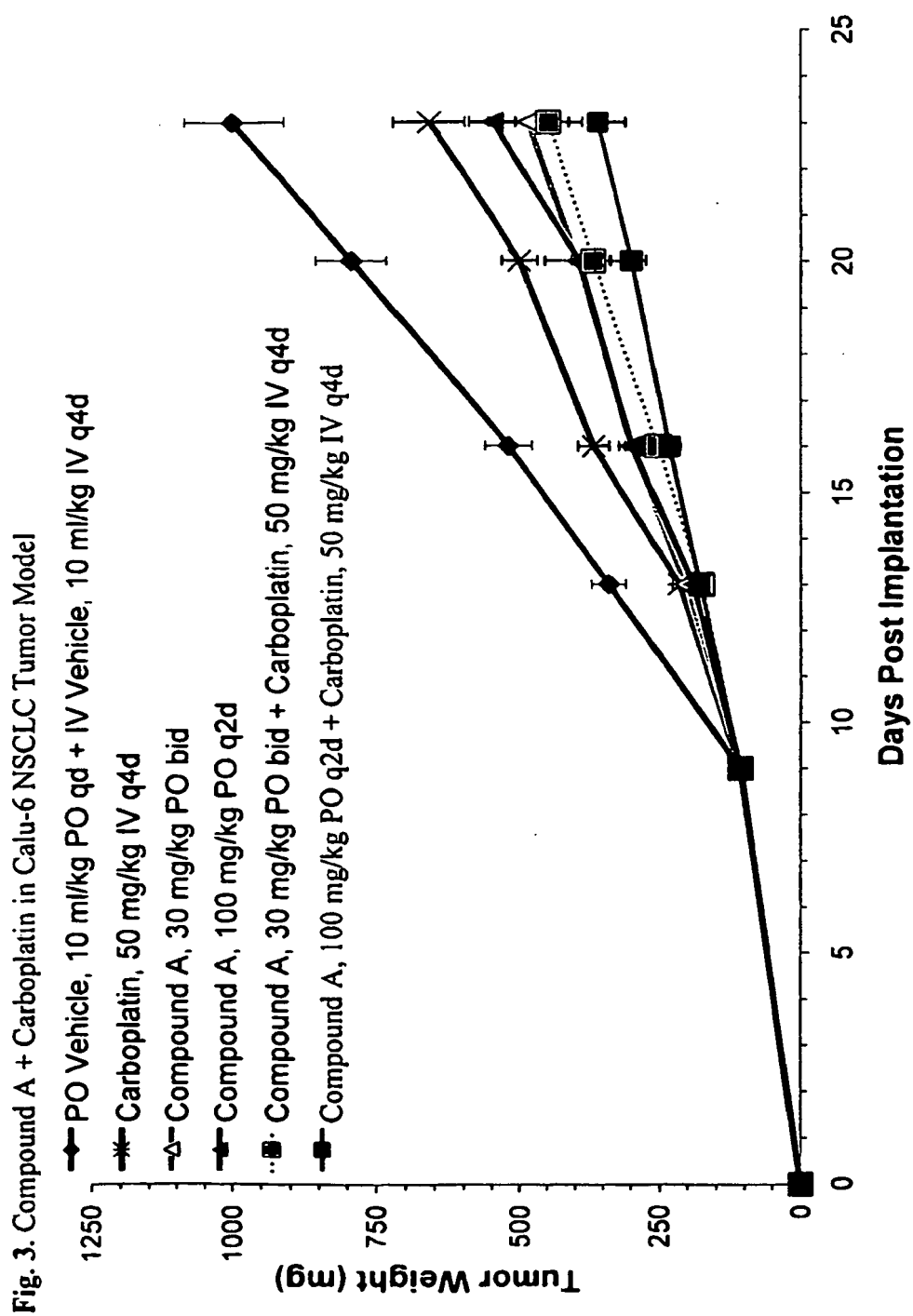


Fig. 4a. Compound A + Compound B in A549 Non-small Cell Lung Cancer Tumor Model

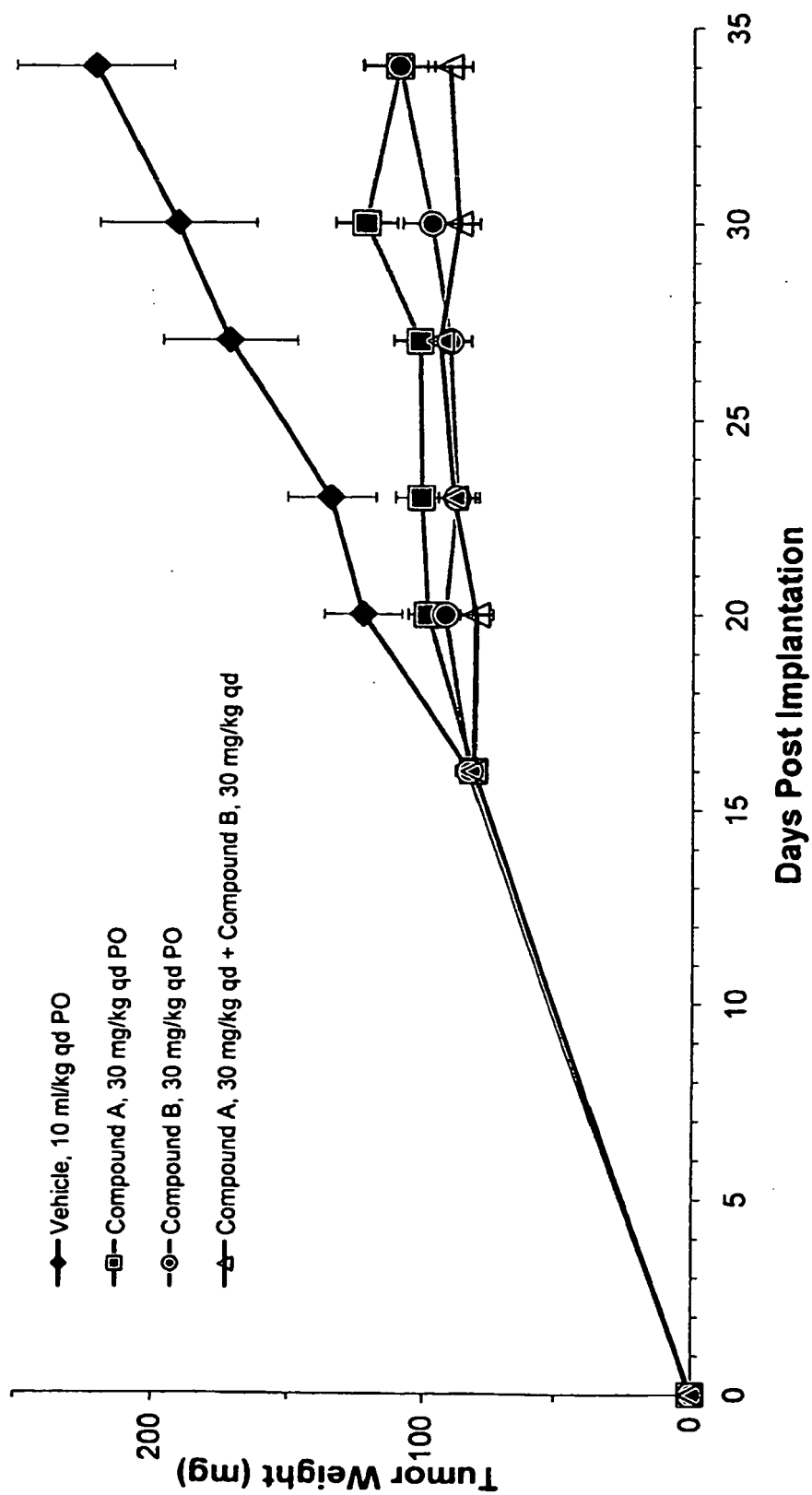


Fig. 4b-1. Compound A + Compound B in MCF7 Breast Cancer Tumor Model (Study 1)

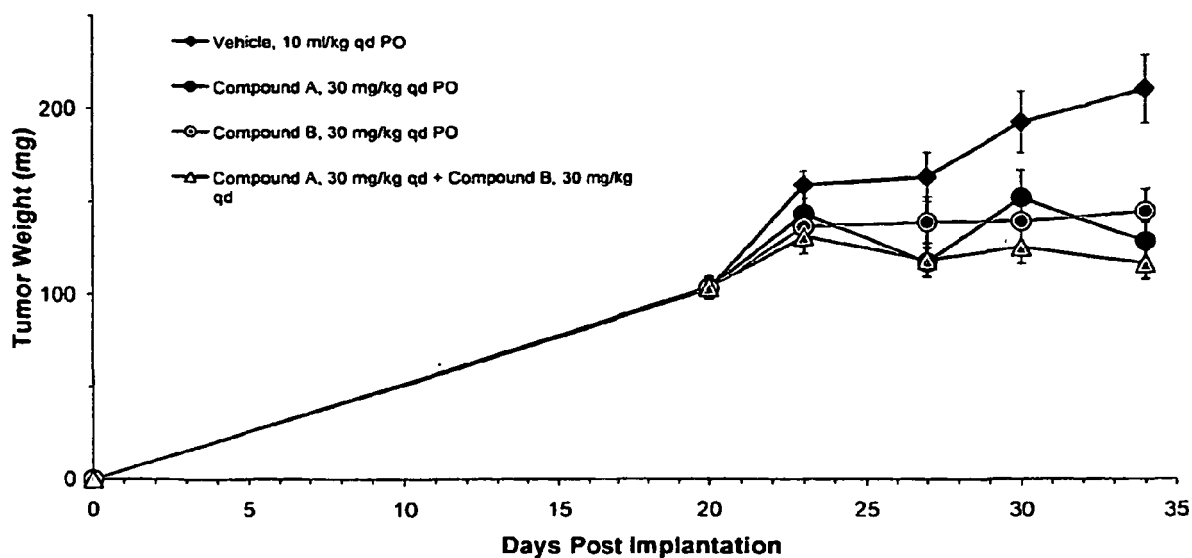


Fig. 4b-2. Compound A + Compound B in MCF7 Breast Cancer Tumor Model (Study 2)

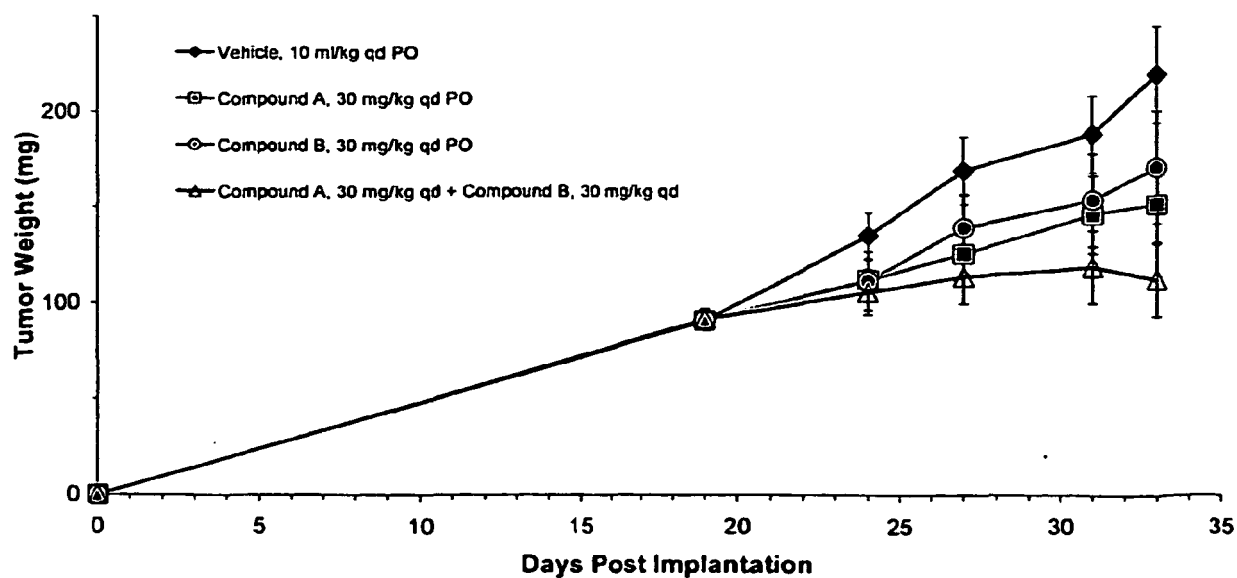


Fig. 5. Compound A + Erlotinib in MDA-MB-468 Breast Carcinoma Tumor Model

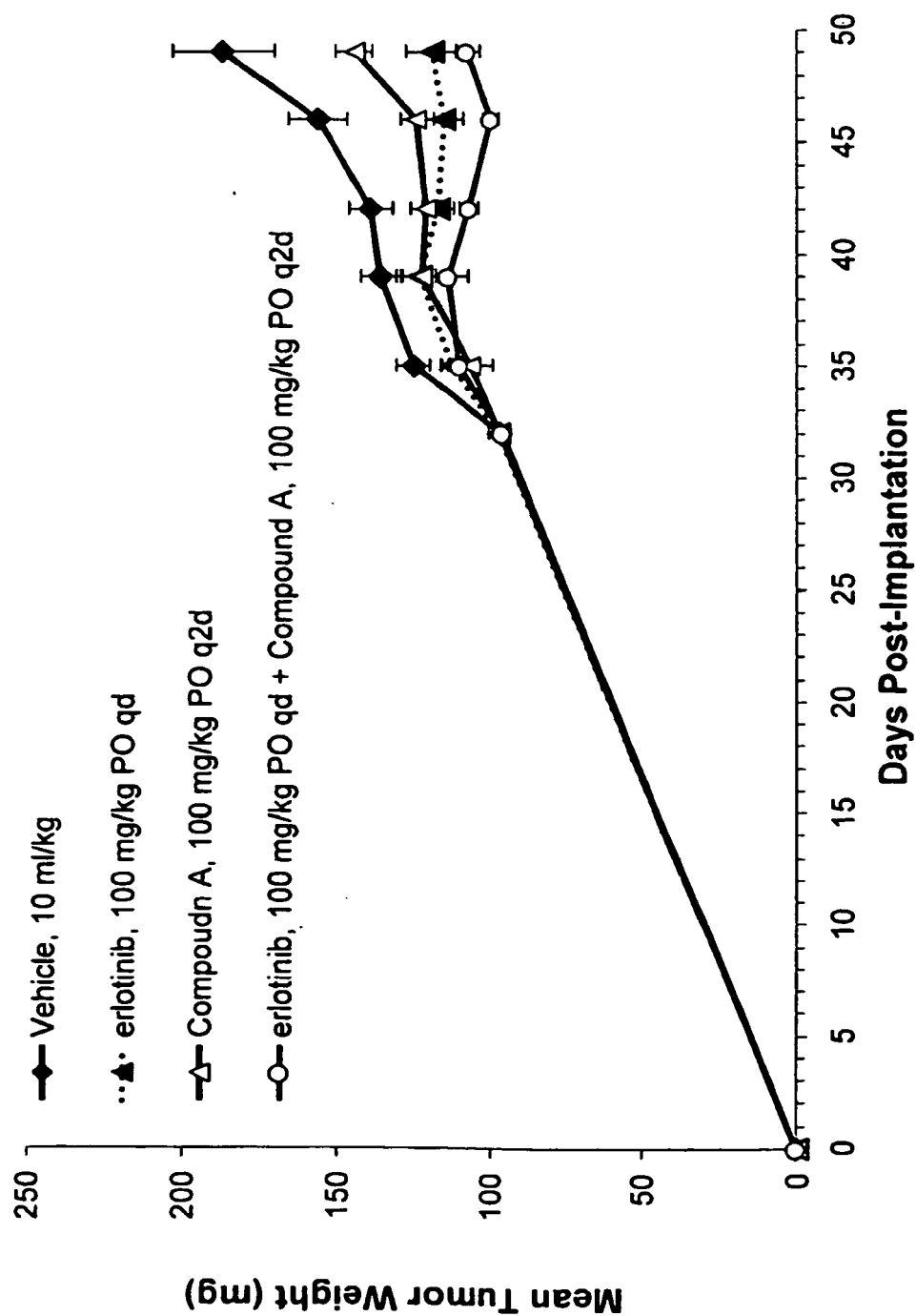


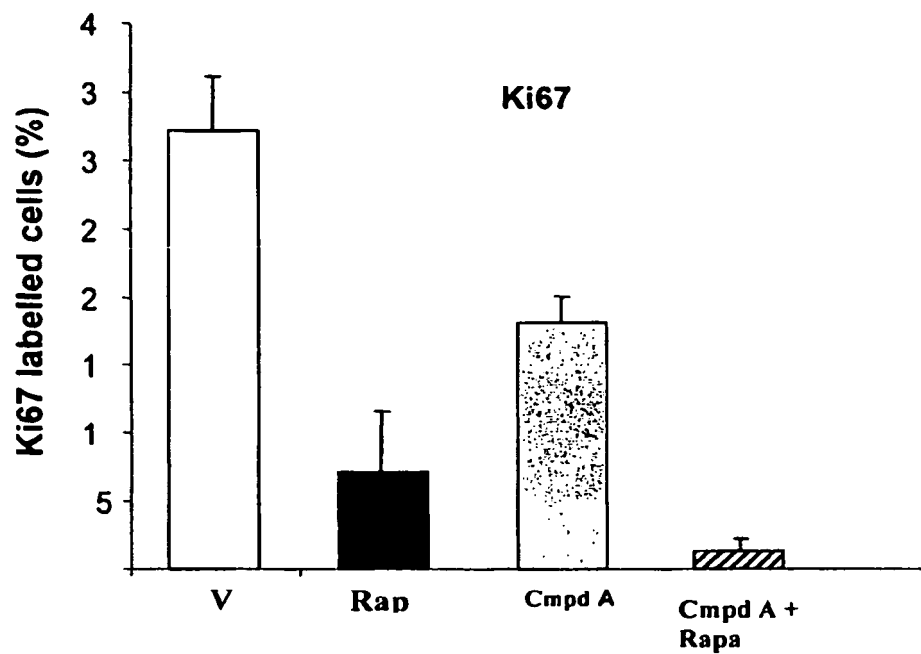
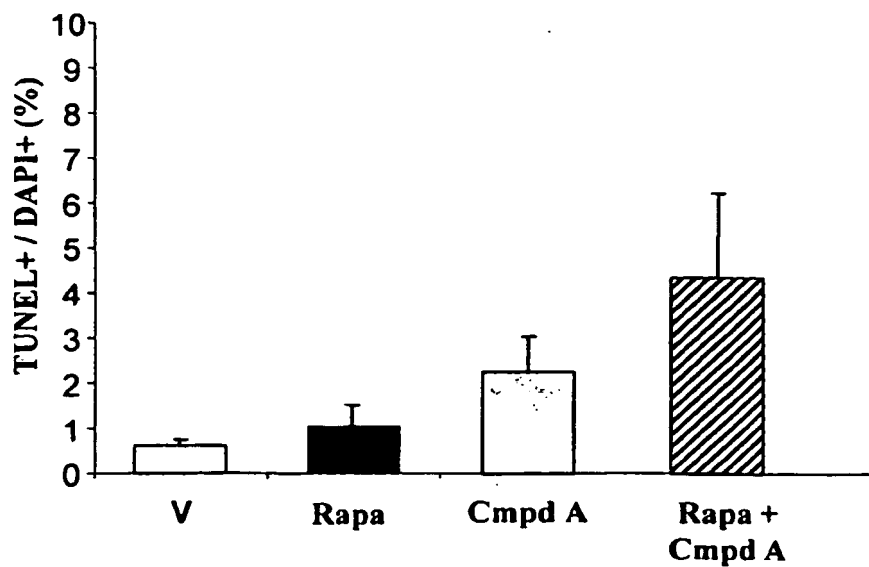
Fig. 6. Histological Analysis of Markers of Proliferation (Ki67)**Fig. 7. Histological Analysis of Markers of Apoptosis (TUNEL)**

Table 8. Immunohistochemical Analysis of Proliferation, Vascularity and Apoptosis in MCF7 Xenograft Tumors (Study 1)

Group	Ki67 Expression		TUNEL Analysis		CD31 Analysis	
	% Positive Cells ^a	% Reduction ^b	% Positive Cells ^a	Fold Increase ^b	MVD ^c	% Reduction ^b
Vehicle 1 Vehicle 2	39.4 ± 2.84	na	0.95 ± 0.45	na	43.2 ± 2.45	na
Cmpd B 30 mg/kg Vehicle 2	33.7 ± 4.69	14	1.52 ± 0.60	1.6 (ns)	29.7 ± 5.13	31
Vehicle 1 Cmpd A 30 mg/kg	36.4 ± 3.54	8 (ns)	1.35 ± 0.52	1.4 (ns)	29.3 ± 5.17	32
Cmpd B 30 mg/kg Cmpd A 30 mg/kg	30.4 ± 4.34	23	1.52 ± 0.49	1.6 (ns)	33.8 ± 5.70	22

^aValues are mean ± SD^bValues are relative to vehicle control^cMean Vessel Density

na: not applicable; ns: not significant

Table 9. Immunohistochemical Analysis of Proliferation, Vascularity, and Apoptosis in MCF7 Xenograft Tumors (Study 2)

Group	Ki67 Expression		TUNEL Analysis	
	% Positive Cells ^a	% Reduction ^b	% Positive Cells ^a	Fold Increase ^b
Vehicle 1 Vehicle 2	44.5 ± 4.07	na	0.32 ± 0.19	na
Cmpd B 30 mg/kg Vehicle 2	35.9 ± 5.97	19	0.51 ± 0.26	1.6 (ns)
Vehicle 1 Cmpd A 30 mg/kg	38.7 ± 1.98	13	0.54 ± 0.22	1.7 (ns)
Cmpd B 30 mg/kg Cmpd A 30 mg/kg	28.0 ± 1.94	37	0.31 ± 0.04	1.0 (ns)

^aValues are mean ± SD^bValues are relative to vehicle control

na: not applicable; ns: not significant

REFERENCES CITED IN THE DESCRIPTION

This list of references cited by the applicant is for the reader's convenience only. It does not form part of the European patent document. Even though great care has been taken in compiling the references, errors or omissions cannot be excluded and the EPO disclaims all liability in this regard.

Patent documents cited in the description

- US 60922899 B [0001]
- WO 2004006846 A [0077] [0088] [0105] [0111] [0129]
- US 522004 A [0077] [0105] [0129]
- WO 2006071819 A [0078] [0105]
- WO 05117909 A [0078]
- WO 2006108059 A [0086] [0090] [0105]
- WO 2005020921 A [0086]
- WO 2006033943 A [0086] [0090]
- WO 2005030140 A [0086] [0087] [0090] [0105]
- WO 06108059 A [0087]
- WO 2006014325 A [0087] [0090] [0105]
- WO 2004050681 A [0088] [0105] [0111]
- WO 2004072051 A [0092]
- WO 2005028434 A [0092]
- WO 2007035620 A [0092]
- WO 2006091963 A [0092]
- WO 06074057 A [0093]
- WO 2005112932 A [0103] [0105]
- WO 2004101583 A [0104]
- US 7160867 B [0104]
- US 910720 A [0105]
- WO 2006074057 A [0105] [0110]
- US 722719 A [0105]
- US 722291 A [0105]
- US 571140 A [0105]
- WO 2005117909 A [0105]
- US 568173 A [0105]
- US 573336 A [0105]
- US 533555 A [0105]
- US 568789 A [0105]
- US 4107288 A [0231]
- US 5145684 A [0231]
- US 20040009993 A1, M. Angiolini [0255]

Non-patent literature cited in the description

- CAMPBELL et al. *Cancer Res*, 2004, vol. 64, 7678-7681 [0005]
- LEVINE et al. *Clin Cancer Res*, 2005, vol. 11, 2875-2878 [0005]
- WANG et al. *Hum Mutat*, 2005, vol. 25, 322 [0005]
- LEE et al. *Gynecol Oncol*, 2005, vol. 97, 26-34 [0005]
- BACHMAN et al. *Cancer Biol Ther*, 2004, vol. 3, 772-775 [0005]
- LI et al. *Breast Cancer Res Treat*, 2006, vol. 96, 91-95 [0005]
- SAAL et al. *Cancer Res*, 2005, vol. 65, 2554-2559 [0005]
- SAMUELS ; VELCULESCU. *Cell Cycle*, 2004, vol. 3, 1221-1224 [0005]
- SAMUELS et al. *Science*, 2004, vol. 304, 554 [0005]
- VELHO et al. *Eur J Cancer*, 2005, vol. 41, 1649-1654 [0005]
- ODA et al. *Cancer Res.*, 2005, vol. 65, 10669-10673 [0005]
- BYUN et al. *Int J Cancer*, 2003, vol. 104, 318-327 [0005]
- LEE et al. *Oncogene*, 2005, vol. 24, 1477-1480 [0005]
- TANG et al. *Lung Cancer*, 2006, vol. 51, 181-191 [0005]
- MASSION et al. *Am J Respir Crit Care Med*, 2004, vol. 170, 1088-1094 [0005]
- WU et al. *J Clin Endocrinol Metab*, 2005, vol. 90, 4688-4693 [0005]
- SUJOBERT et al. *Blood*, 1997, vol. 106, 1063-1066 [0005]
- HICKEY ; COTTER. *J Biol Chem*, 2006, vol. 281, 2441-2450 [0005]
- HARTMANN et al. *Acta Neuropathol (Berl)*, 2005, vol. 109, 639-642 [0005]
- KYRGIU M. *J Natl Cancer Inst*, 2006, vol. 98, 1655 [0006]
- PASETTO LM. *Anticancer Res*, 2006, vol. 26, 3973 [0006]
- BROGNARD, J. *Cancer Res*, 2001, vol. 61, 3986-3997 [0007] [0010]
- CLARK, A. S. *Mol Cancer Ther*, 2002, vol. 1, 707-717 [0007]
- KRAUS, A. C. *Oncogene*, 2002, vol. 21, 8683-8695 [0007]
- KRYSTAL, G. W. *Mol Cancer Ther*, 2002, vol. 1, 913-922 [0007]
- YUAN, Z. Q. *J Biol Chem*, 2003, vol. 278, 23432-23440 [0007] [0010]
- SAGA, Y. *Clin Cancer Res*, 2002, vol. 8, 1248-1252 [0007]
- SARBASSOV, D. D. *Science*, 2005, vol. 307, 1098-1101 [0008]
- O'DONNELL, A. *Proc Am Soc Clin Oncol.*, 2003 [0008]

- **O'REILLY, K. E.** *Cancer Res*, 2006, vol. 66, 1500-1508 [0008]
- **POWIS, G.** *Clinical Cancer Research*, 2006, vol. 12, 2964-2966 [0008]
- **SUN, S.-Y.** *Cancer Research*, 2005, vol. 65, 7052-7058 [0008]
- **BIANCO, R.** *Oncogene*, 2003, vol. 22, 2812-2822 [0009]
- **CHAKRAVARTI, A.** *Cancer Res*, 2002, vol. 62, 200-207 [0009]
- **JANMAAT, M. L.** *Clin Cancer Res*, 2003, vol. 9, 2316-2326 [0009]
- **MELLINGHOFF, I. K.** *N. Eng. J Med*, 2006, vol. 353, 2012-2024 [0009]
- **IHLE, N. T.** *Mol Cancer Ther*, 2005, vol. 4, 1349-1357 [0009]
- **AVIEL-RONEN S.** *Clin Lung Cancer*, 2006, vol. 8, 30-38 [0010]
- **JANNE PA.** *J Clin Oncology*, 2005, vol. 23, 3227-3234 [0010]
- **GOODMAN ; GILMAN et al.** *The Pharmacological Basis of Therapeutics*. Pergamon Press, 1990, vol. 8 [0096]
- *Remington's Pharmaceutical Sciences*. Mack Publishing Company, 1985 [0098]
- **S. M. BERGE et al.** *Pharmaceutical Salts. J. Pharm. Sci.*, 1977, vol. 66, 1-19 [0098]
- **T. HIGUCHI ; V. STELLA.** *Pro-drugs as Novel Delivery Systems*. A.C.S. Symposium Series, vol. 14 [0102] [0250]
- *Bioreversible Carriers in Drug Design*. American Pharmaceutical Association and Pergamon Press, 1987 [0102] [0250]
- *Remington's Pharmaceutical Sciences*. Mack Publishing Company, 1990 [0242]
- *Fieser and Fieser's Reagents for Organic Synthesis*. John Wiley and Sons, 1991, vol. 1-17 [0248]
- *Rodd's Chemistry of Carbon Compounds*. Elsevier Science Publishers, 1989, vol. 1-5 [0248]
- *Organic Reactions*. John Wiley and Sons, 1991, vol. 1-40 [0248]
- *March's Advanced Organic Chemistry*. John Wiley and Sons [0248]
- *Larock's Comprehensive Organic Transformations*. VCH Publishers Inc, 1989 [0248]
- **T.W. GREENE.** *Protective Groups in Organic Synthesis*. John Wiley & Sons, Inc, 1991 [0252]
- **M. BARVIAN et al.** *J. Med. Chem.*, 2000, vol. 43, 4606-4616 [0255]
- **S. N. VANDERWEI et al.** *J. Med. Chem.*, 2005, vol. 48, 2371-2387 [0255]
- **P. L. TOOGOOD et al.** *J. Med. Chem.*, 2005, vol. 48, 2388-2406 [0255]
- **J. KASPAREC et al.** *Tetrahedron Letters*, 2003, vol. 44, 4567-4570 [0255]