



(12) **EUROPEAN PATENT APPLICATION**

(43) Date of publication:
20.01.2010 Bulletin 2010/03

(51) Int Cl.:
F16K 11/074 (2006.01)

(21) Application number: **09164299.1**

(22) Date of filing: **01.07.2009**

(84) Designated Contracting States:
AT BE BG CH CY CZ DE DK EE ES FI FR GB GR HR HU IE IS IT LI LT LU LV MC MK MT NL NO PL PT RO SE SI SK SM TR
Designated Extension States:
AL BA RS

(72) Inventors:
• **Bolgár, György**
H-1025, Budapest (HU)
• **Szarvas, Tamás**
H-1097, Budapest (HU)

(30) Priority: **14.07.2008 HU 0800431**

(74) Representative: **Kovacs, Ivanné**
DANUBIA Patent and Law Office LLC
POB 198
POB 198
1368 Budapest (HU)

(71) Applicant: **Kerox Ipari és Kereskedelmi Kft.**
Homokbánya ut 77
2049 Diosd (HU)

(54) **Insertion to a single-grip, rotation-operated mixing faucet**

(57) The invention relates to a single-grip, rotational mixing faucet insertion piece developed as a control unit with ceramic insertion, which is connected in its one face to a base, on its other face to an operation arm. The control unit, the so-called cartridge comprises a fixed stationary inlet disc and an adjustable control disc placed one above the other forming thereby a plane seal. The other face of the inlet disc is connected to the base, whereas the side of the control disc opposite to the inlet disc is connected to the operating arm. The base contains

an inlet for the hot water, and an inlet for the cold water and an outlet.

The essence of the invention consists in its construction, in which at the base (2) at least one inlet port for the hot water (11), at least one inlet port for the cold water (10) and at least two outlet ports (12, 13) are developed, whereas the operating arm (5) contains at least two separate outlets, preferably one for bathtub filling, and one for the shower function which can be regulated independently and switched towards at least two outlets.

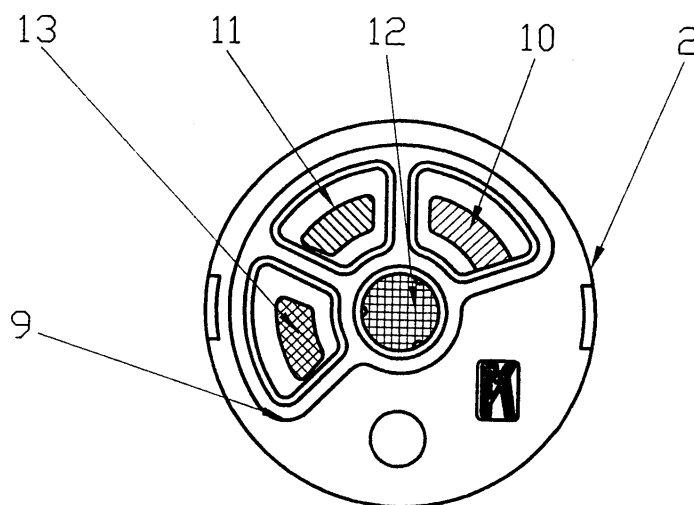


Fig. 1

Description

[0001] The invention relates to an insertion to a single-grip mixing faucet in which two outlets can be controlled independently by an adjustable arm.

[0002] Thus the invention relates to an insertion piece applied in a so-called rotation-operated mixing faucet operated by a single-grip rotation arm, in which the water of a required temperature is produced by mixing cold and hot water in an appropriate proportion. For controlling the temperature of the water flowing through the faucet, a control unit comprising a ceramic disc, the so-called cartridge is built in. The control unit proper comprises a fixed inlet disc and an adjustable control disc. The inlet disc and the control disc are arranged one above the other to form a plane sealing. The face of the control disc being away from to the inlet disc is in a forced connection with the operating arm of the faucet and the operating arm being adjustable in a certain range around the vertical axis of the faucet. The inlet disc is placed onto a base containing the inlet and outlet ports. One of the inlet ports is connected to the cold water network, the other one to the hot water network, and via the outlet port, the water of a required temperature determined by the two ceramic discs leaves the cartridge. The amount of the water flowing through cannot be regulated. Mixing faucets provided with such control unit are suitable for use in lavatory-basins and sinks. However, armatures used for filling bathtubs are almost always provided with a shower rose, thus they should contain also a supplementing switching valve. These switching valves are, however, used up very quickly due to the deposition of scale crust, thus they require regular maintenance. A further drawback is that the proper development of switching valves in the metal housing of the faucet means additional cost for the manufacturers.

[0003] The objective of this invention is to develop a cartridge of a new system, i.e. a control unit with ceramic discs, allowing independent control of two separate outlets by a single adjustable arm without using any switching valve. This is performed so that the cartridge involves also the function of switching to the shower function simplifying thus the development and handling of the bath-filling and shower armature.

[0004] The recognition of the invention is that besides the inlet ports for the cold and hot water, two outlet ports are developed. One of the outlet ports is the outlet for the bathtub, whereas the other one is for the shower. Opening and closing of the ports are realized by using two ceramic discs being similar to those used in traditional rotational cartridges.

[0005] Thus, the invention relates to insertion piece for a single-grip mixing faucet developed as a control unit with ceramic discs and being connected on its one side to a base, and on the other side to an operating arm. The control unit itself, the so-called cartridge, comprises a stationary fixed inlet disc and a adjustable control disc arranged one above the other to form together a plane

sealing, the other side of the inlet disc is connected to a base, whereas the regulating disc, on its opposite side to the inlet disc, is in a forced connection with an operating arm, and the base contains an inlet for hot water, and an inlet and an outlet.

[0006] The essence of the invention consists in the construction that the base is provided with at least one inlet port for the hot water, at least one inlet port for the cold water, but at least two outlet ports, and the operating arm also comprises at least two separate outlets, preferably one for bathtub filling and one for the shower function, to be controlled independently and to be switched at least towards the two outlets.

[0007] One of the preferred embodiments of insertion piece of the faucet according to the invention is developed so that at operation towards one of the outlets the mixing ratio of the cold and hot water, i.e. the temperature of the water flowing out is regulated by turning the operating arm clockwise by an angle of β , at operation towards the other outlet, the temperature of the water flowing out, i.e. the mixing ratio of cold and hot water can be regulated by turning the operating arm anti-clockwise by an angle of δ .

[0008] One of the outlets is preferably for filling the tub, the other one for operating the shower.

[0009] In what follows, the invention is described in detail on the basis of the embodiment shown here as an example by means of the figures enclosed.

Figure 1 is the bottom view of the inlet disc used in the cartridge according to the invention showing the inlet and outlet ports,

Figure 2 is the top view of the inlet disc in the cartridge according to the invention used in an embodiment serving as an example,

Figure 3 shows the top view of the regulating disc in the cartridge according to the invention used in an embodiment serving as an example,

Figure 4a illustrates the vertical section of the cartridge according to the invention used in an embodiment serving as an example,

Figure 4b is the top view of the cartridge according to the invention shown in Fig. 4a in its tub-filling position serving as an example,

Figures 5a-5d show the process mixing cold and hot water and the positions of the two discs during mixing, in case of filling a tub

Figure 6 shows the top view of the cartridge according to the invention operating in shower function in an embodiment serving as an example,

Figures 7a-7d illustrate the process of mixing cold and hot water by showing the positions of the two discs placed onto each other during mixing.

[0010] Describing now the figures in details, Fig. 1 shows the bottom view of the cartridge, i.e. its view from the direction of a base 2, where an inlet port 10 for the cold water, an inlet port 11 for the hot water, an outlet

port 12 towards the bathtub and an outlet port 13 towards the shower can be seen. In addition, a profile seal 9 is also shown.

[0011] Figure 2 shows the top view of an inlet disc 3 made of ceramics in an embodiment serving as an example. The position of the each port can be seen, i.e. one inlet port 10.1 for the cold water towards the tub, and one inlet port 10.2 for the cold water towards the shower, the inlet port 11 for the hot water, the outlet port 12 towards the bathtub, and the outlet port 13 towards the shower.

[0012] Figure 3 shows the upper, adjustable control disc 4 made of ceramics together with a mixing space 14 for filling the tub, and a mixing space 15 for operating the shower.

[0013] In order to ensure that the cartridge according to the invention would serve well the objective set, i.e. that two separate outlets (for the tub and the shower) could be operated by one single operating arm, the operating arm is developed so that it could be operated by switching it in two positions. One of these positions is illustrated in Figure 4b, where the cartridge according to the invention is shown also in its vertical section in Fig. 4a. The cartridge comprises within its housing 1 the two ceramic discs, the inlet disc 3 and control disc 4 placed one above the other forming thereby a plane seal. The inlet disc 3 is arranged on base 2. The face of the control disc 4 being opposite to the inlet disc 3, is in a forced connection with the operating arm 5. A fixing element 16 provided with a spring is also in connection with operating arm 5. Figure 4b shows the top view of the cartridge drawn in Fig. 4a.

[0014] Figures 5 show the appropriate positions of the discs during operation. By turning the operating arm from its base position clockwise, inlet ports 10.1 for the cold water opens gradually up to the angle of β_1 , then the inlet port 12 for hot water up to the angle of β_2 , thus the temperature of the water flowing out increases. Turning at an angle of β , further movement is hindered by a bumper. In this case, only hot water flows to outlet 12.

[0015] By turning the arm back to its starting position, a fixing element 16 provided with a spring limits further rotation.

[0016] Figures 5a-5d illustrate the adjusting of the water temperature by operating arm 5 in its tub-filling position. It is seen that by adjusting angle β , the temperature of the water flowing out can be controlled.

[0017] In Figure 6, the cartridge according to the invention can be seen the other position of operating arm 5, in its shower function. Switching through between the two operation ranges is to be made by force, and the arm 5 can be turned anti-clockwise up to angle δ as well. In this case, the cartridge directs the water flow towards the outlet port 13 of the shower function. By this operation range the temperature of the water flowing through can be controlled by turning operating arm 5 to a proper angle δ .

[0018] Flowing of the water is controlled by the smaller

hole in the control disc 4, the mixing space 15, from inlet ports 10.2 for cold water, and inlet port 11 for hot water towards outlet port 13. Turning the operating arm 5 by an angle of δ , ceramic control disc 4 opens first the way for cold water (up to an angle of δ_1). At turning further, it opens also the inlet port 11 for hot water (angle δ_2), up to angle δ , where only hot water arrives at the outlet port 13 (Figures 7a-7d).

[0019] Closing of the outlet port 13 for shower occurs by turning back the arm to the base position. In this case, fixing element 16 provided with a spring helps to find the base position.

[0020] Thus, it is seen that by one single operating arm 5, which can be adjusted in two different positions and operated there, two separate outlets, bathtub-filling and shower operating outlets can be controlled independently, using of at least one inlet for hot water and one inlet for cold water.

Claims

1. Rotation mixing faucet insertion piece operated by single-grip turning developed as a control unit with ceramic insertion, with a base on its one size, and on its other side connected to an operating arm, where the control unit, the so-called cartridge, comprises a fixed stationary inlet disc and a rotatable control disc, one face of each discs are arranged one above the other forming together thereby a plane seal, the other face of the inlet disc is connected to a base, whereas the other face of the control disc is connected to an operation arm; the base comprises an inlet for hot water and an inlet for cold water and an outlet, **characterized in that** the base (2) comprises at least one inlet port (11) for hot water, at least one inlet port (10) for cold water, and at least two separate outlet ports (12, 13), further by means the operation arm (5) the at least two separate ports preferably one port for tub-filling, one for port for shower operation can be adjusted and controlled independently, and the at least two outlet ports can be switched over.
2. The mixing faucet insertion according to claim 1 **characterized in that** in operation towards one of the outlets, by turning operation arm (5) clockwise by an angle of β , the proportion of the cold and hot water, i.e. the temperature of the water flowing out can be controlled.
3. The mixing faucet insertion according to claim 1 **characterized in that** in operation towards the other outlet, by turning operation arm (5) anti-clockwise by an angle of δ , the proportion of the cold and hot water, i.e. the temperature of the water flowing out can be controlled.

4. The mixing faucet insertion according to any of claims 1-3 **characterized in that** one of the outlets is for bathtub filling, the other one for the shower function.

5

10

15

20

25

30

35

40

45

50

55

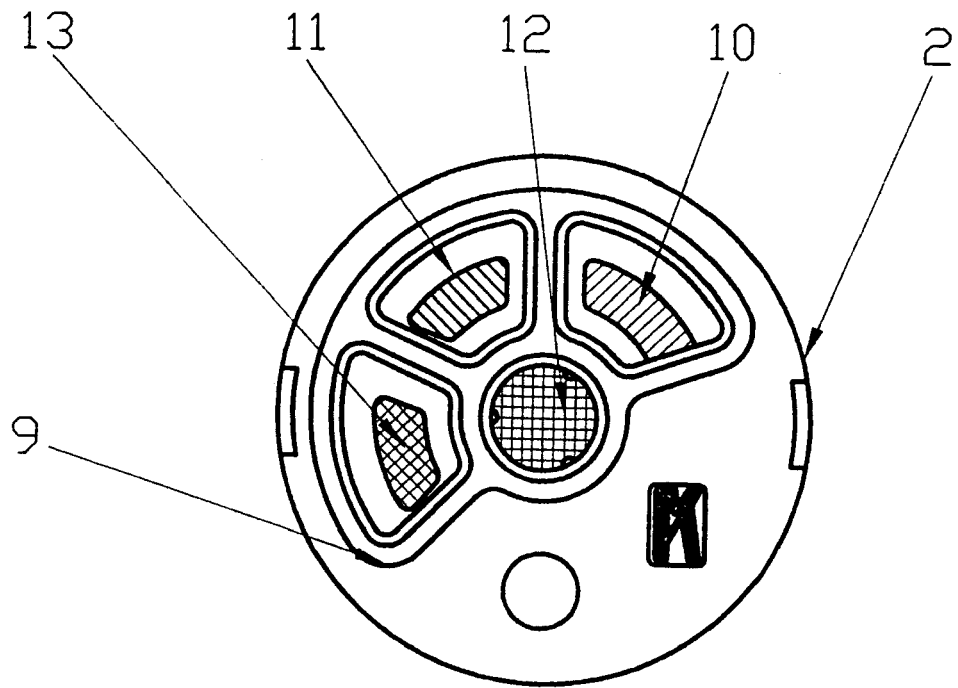


Fig. 1

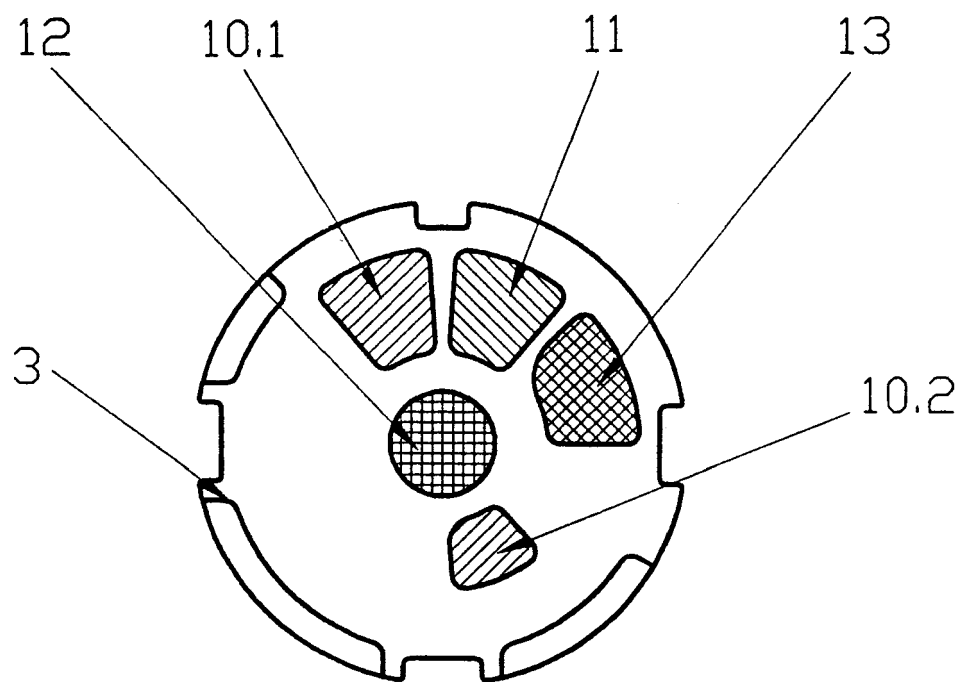


Fig. 2

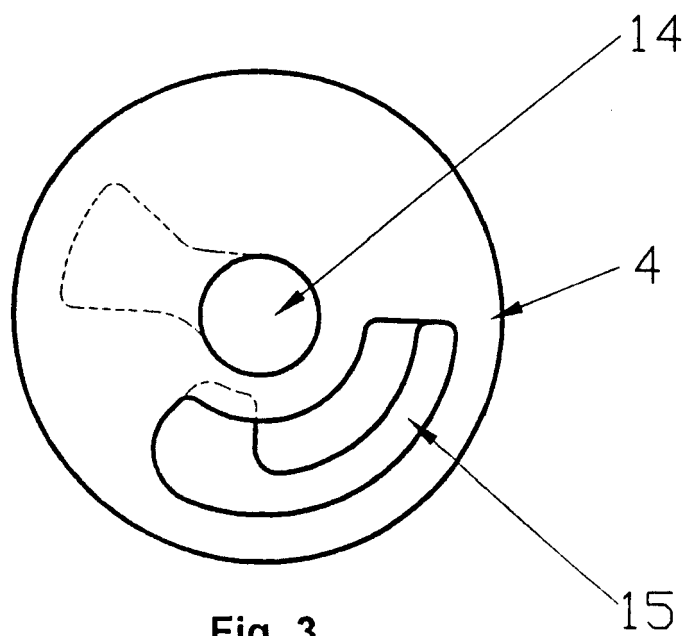


Fig. 3

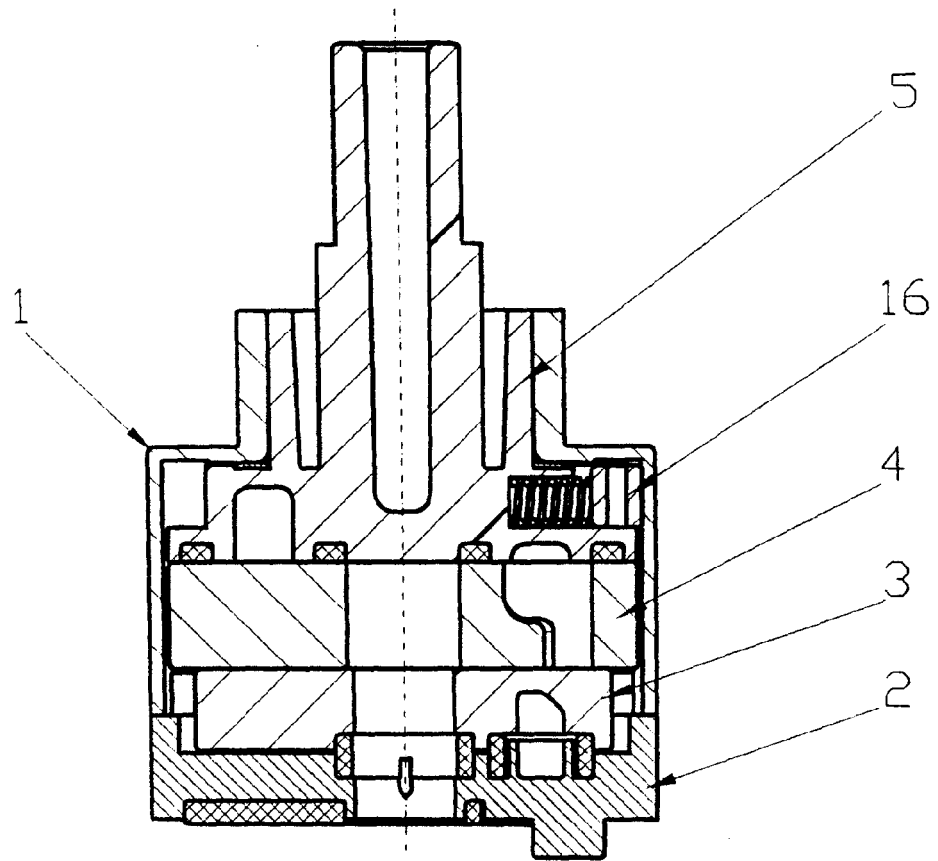


Fig. 4a

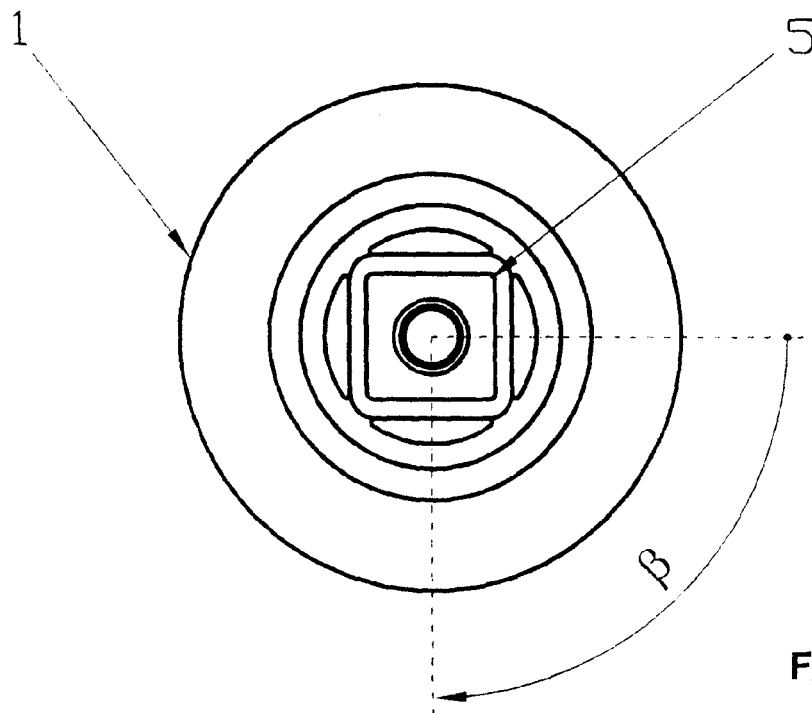


Fig. 4b

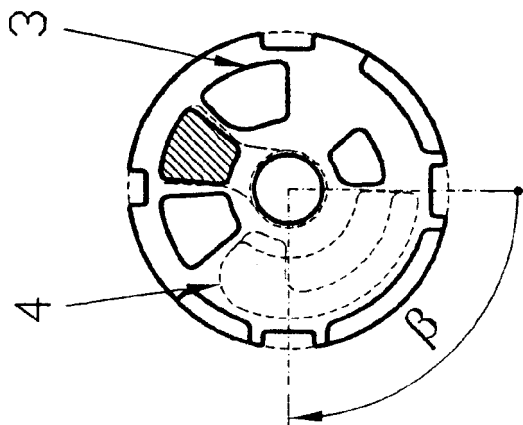


Fig. 5d

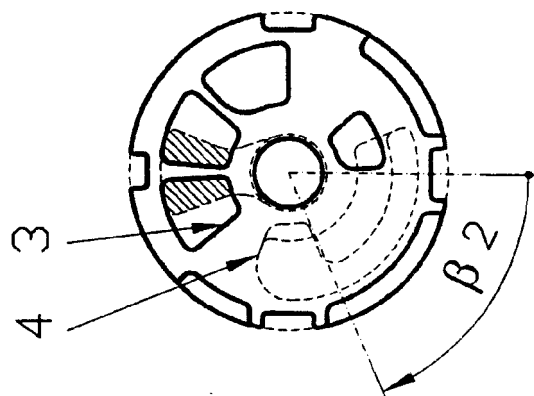


Fig. 5c

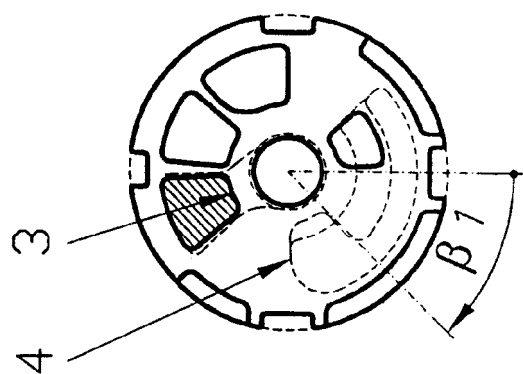


Fig. 5b

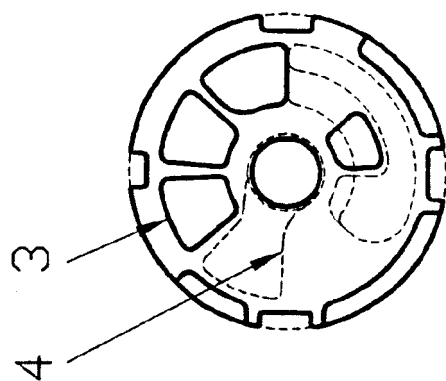


Fig. 5a

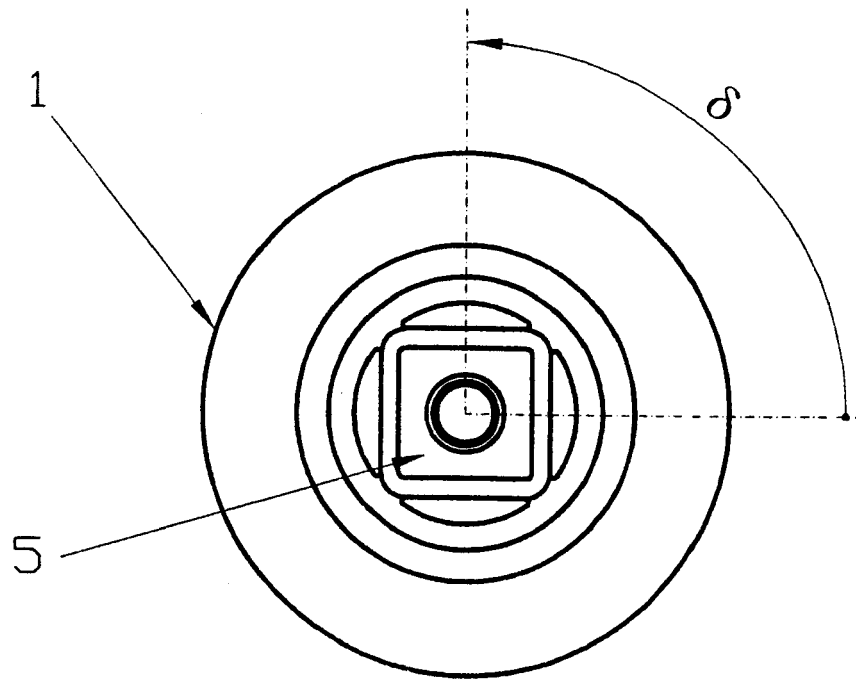


Fig. 6

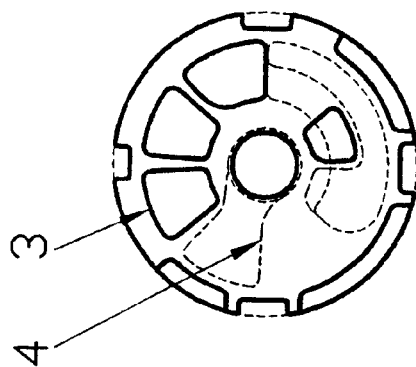


Fig. 7a

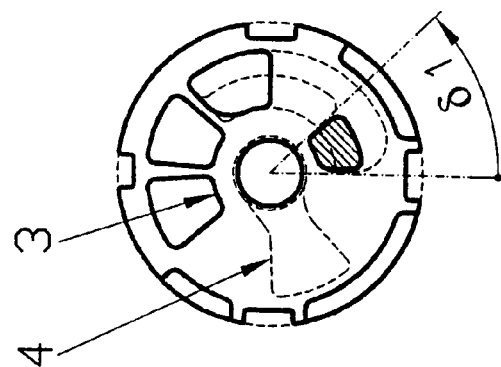


Fig. 7b

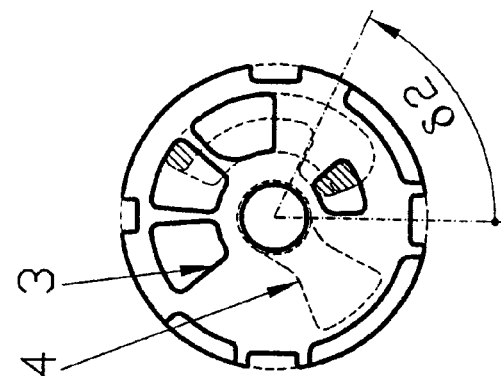


Fig. 7c

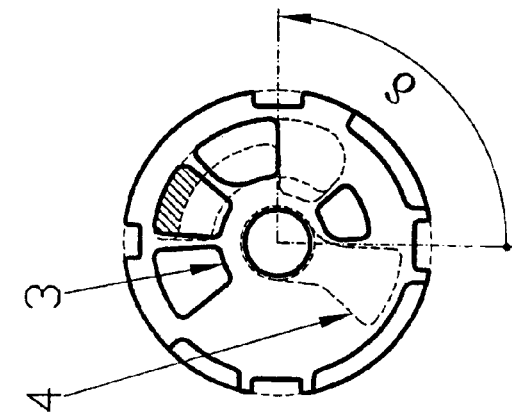


Fig. 7d