

(19)



(11)

EP 2 189 380 A1

(12)

EUROPEAN PATENT APPLICATION

(43) Date of publication:

26.05.2010 Bulletin 2010/21

(51) Int Cl.:

B65D 17/34 (2006.01)

(21) Application number: **09380100.9**

(22) Date of filing: **18.05.2009**

(84) Designated Contracting States:

**AT BE BG CH CY CZ DE DK EE ES FI FR GB GR
HR HU IE IS IT LI LT LU LV MC MK MT NL NO PL
PT RO SE SI SK TR**

Designated Extension States:

AL BA RS

(30) Priority: **19.11.2008 ES 200802381**

(71) Applicant: **Auxillar Conservera S.A.
30500 Murcia (ES)**

(72) Inventors:

- **Meca Gomez, José Manuel
30500 Molina de Segura (ES)**
- **Martinez Martinez, Pedro
30500 Molina de Segura (ES)**

(74) Representative: **Carvajal y Urquijo, Isabel et al
Clarke, Modet & C.
C/ Goya, 11
28001 Madrid (ES)**

(54) **Anticut protector for easy open can lid**

(57) Anticut protector for easy open can lids, comprising a lid (1) with an area next to its edge (3) weakened by a notch, which is ripped when an effort is applied with

an opening hoop (2) riveted in the weakened area. The anticut protector has a belt (4) made from elastomer placed in at least part of the lid (1) edge (3), covering said edge (3) at least partially.

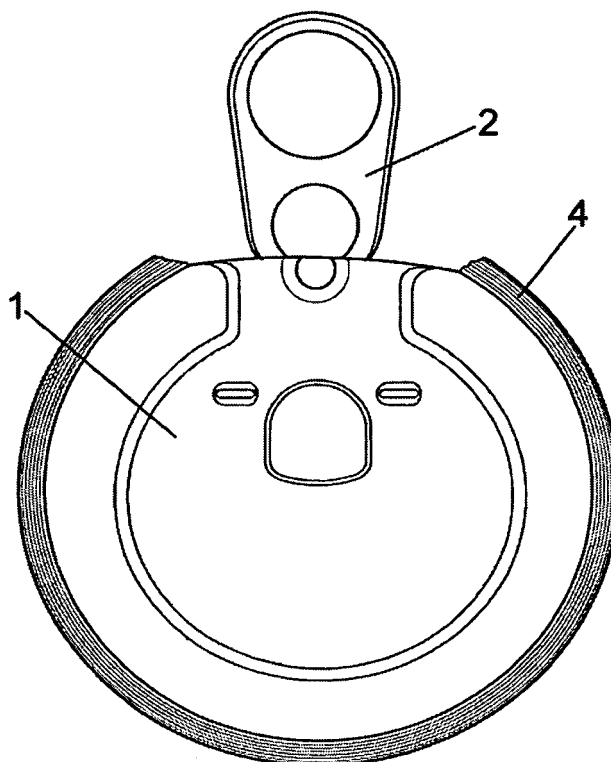


FIG. 2

EP 2 189 380 A1

Description

FIELD OF THE INVENTION

[0001] The present invention refers to the technical field of the so-called easy open lids, which can be opened without using tools, particularly those comprising a lid with a weakening line and a hoop to pull from it, and more specifically, protection means used to avoid cutting the user's fingers when pulling from the hoop to remove the lid panel.

BACKGROUND OF THE INVENTION

[0002] Nowadays, there exist different types of cans with their corresponding lids. In the case of the so-called easy open cans, used for food products, their lid is usually made of tinplate, although it can be made of different materials, such as aluminum, and adopt different shapes such as circular, rectangular, oval, etc. In this type of lids, its opening and removal from the can is usually made by means of a hoop in an area of the lid next to the edge and which is weakened due to a notch. The hoop is riveted in the lid, and by an action, which is usually that of lifting said hoop, it rips the weakening area, the panel of the lid being later removed from the can by pulling from the hoop.

[0003] This opening system is very simple and convenient since it avoids the use of any kind of tools, but it has an important inconvenience, which is the risk of producing cuts in the user's fingers when opening the can.

[0004] Nowadays, there exist certain manufacturing solutions which try to reduce the risk of cuts in the fingers, such as making a rivet or belt on the edge of the can wall, or on the edge of the lid, made of the same material as the lid and in a continuous way with it, and which stays in the can, to try to eliminate the risk of cuts with the sharp edge. These systems avoid cuts since the fingers do not need to be in the can, but they do not eliminate the risk of suffering cuts with the edge of the panel being pulled to open the lid.

[0005] It was then desirable a system offering a simple and convenient way to open can lids, and at the same time an anticut protection for the user, avoiding the inconveniences existing in the previous systems in the state of the art.

DESCRIPTION OF THE INVENTION

[0006] The present invention solves the problems existing in the state of the art by means of an anticut protector for easy open lids, of the kind that has a lid with an area close to its edge which is weakened by a notch, and which is ripped when an effort is applied with an opening hoop riveted in the weakening area. The anticut protector is formed by a belt made from elastomer, which is placed on top of the weakening area, protruding in at least part of the edge, from the panel, and covering said

edge, at least partly, thus eliminating the risk of cutting the user's fingers with the part of the lid covered with said belt.

[0007] Preferably, the belt is located along the entire length of the lid edge, said edge being thus covered in its entire length, thus eliminating the risk of cutting the fingers with the entire edge of the lid panel.

[0008] This protector can be applied to all kinds of easy open lids, of any shape, size and material, in which the edge of the lid panel can produce cuts in the user's fingers, such as tinplate lids.

[0009] According to a preferred embodiment of the invention, the anticut protecting belt is made of heat-fusible plastic, being thus possible to easily mold it in any desired way to be placed in the lid weakening area, and once fixed, permanently stay at the edge, even after the lid has been removed from the can.

BRIEF DESCRIPTION OF THE DRAWINGS

[0010] The following is a description of an embodiment of the invention, presented as a nonlimiting example thereof, making reference to a series of drawings which will help understand the invention better.

Figure 1 is a plan view of an anticut protector object of the present invention, placed on a lid of a can.

Figure 2 is a plan view of a protector placed on the lid of figure 1, in this case with the lid already removed from the can.

[0011] In these figures reference is made to the following elements:

1. can lid
2. opening hoop
3. lid edge
4. belt

DESCRIPTION OF A PREFERRED EMBODIMENT OF THE INVENTION

[0012] The anticut protector object of the present invention is applied in easy open lids, of any material, size and shape, of the kind having a lid 1 with an area next to its edge 3 weakened by a notch, which is ripped when an effort is applied with a pulling handle or opening hoop 2 riveted in the weakened area. The lid 1 can be made of any material with an edge 3 that can produce cuts in the user's fingers, such as tinplate.

[0013] The anticut protector is a belt 4 placed in at least part of the lid 1 edge 3, and covers the edge 3 of said lid 1 at least partially.

[0014] The figures show a preferred embodiment of the invention in which the belt 4 is placed along the entire length of the edge 3 of said lid 1, thus covering said edge in its entire length. In the particular case shown in the

figures, the can and the lid 1 are circular, so the belt 4 covers the entire perimeter of the circumference.

[0015] The belt 4 object of the present invention is made from elastomer material, and preferably of heat-fusible plastic, which facilitates the molding of the material to adapt it to the size and shape of the lid 1, which once fixed can permanently stay at the edge 3 of the lid 1, even after the lid 1 has been removed from the can. According to particular embodiments, all kinds of plastic materials are used, such as silicon, hot melt, hot adhesives or paraffin.

[0016] Once the invention has been clearly described, it is worth pointing out that the particular embodiments which have been previously described can be modified with regards to their details, as long as the fundamental principle and essence of the invention are not modified.

Claims

1. Anticut protector for easy open can lids, of those having a lid (1) with an area next to its edge (3) weakened by a notch, which is ripped when an effort is applied with an opening hoop (2) riveted in the weakened area, said anticut protector being **characterized in that** it comprises a belt (4) made from elastomer placed in at least part of the lid (1) edge (3), covering the edge (3) of the lid (1) at least partially.
2. Anticut protector for easy open can lids according to claim 1, **characterized in that** the belt (4) is placed along the entire length of the edge (3) of the lid (1), covering said edge (3) in its entire length.
3. Anticut protector for easy open can lids according to any of the preceding claims, **characterized in that** the belt is made of heat-fusible plastic.

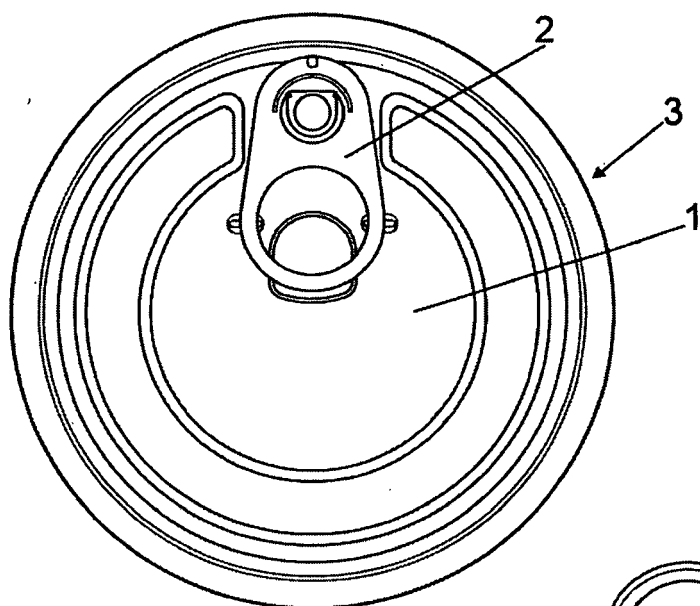


FIG. 1

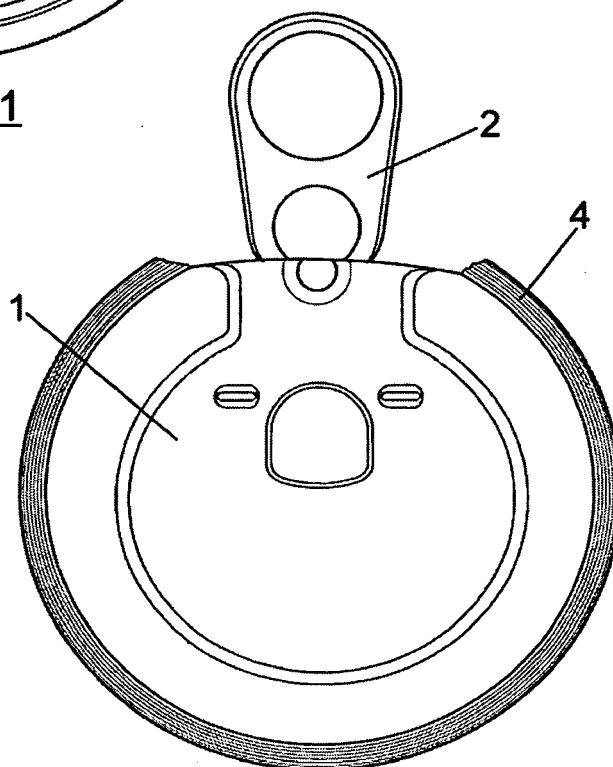


FIG. 2



EUROPEAN SEARCH REPORT

Application Number
EP 09 38 0100

DOCUMENTS CONSIDERED TO BE RELEVANT			
Category	Citation of document with indication, where appropriate, of relevant passages	Relevant to claim	CLASSIFICATION OF THE APPLICATION (IPC)
X	US 3 809 283 A (KEHE A) 7 May 1974 (1974-05-07) * column 4, lines 7-19 * * page 6, lines 6-22; figures 1,2,6 * -----	1-3	INV. B65D17/34
X	US 3 855 026 A (FOX J ET AL) 17 December 1974 (1974-12-17) * column 1, lines 34-37 * * column 3, lines 3-33; figures 1-4 * -----	1-3	
X	NL 7 209 716 A (SONOCO PRODUCTS COMPANY) 16 January 1973 (1973-01-16) * page 6, lines 2-24; figures 1-4 * -----	1-3	
A	GB 2 168 672 A (TOYO SEIKAN KAISHA LTD) 25 June 1986 (1986-06-25) * page 1, line 53 - page 3, line 16; figures 2-6 * -----	1-3	
The present search report has been drawn up for all claims			TECHNICAL FIELDS SEARCHED (IPC)
			B65D
Place of search		Date of completion of the search	Examiner
The Hague		3 February 2010	Leijten, René
<p>CATEGORY OF CITED DOCUMENTS</p> <p>X : particularly relevant if taken alone Y : particularly relevant if combined with another document of the same category A : technological background O : non-written disclosure P : intermediate document</p> <p>T : theory or principle underlying the invention E : earlier patent document, but published on, or after the filing date D : document cited in the application L : document cited for other reasons & : member of the same patent family, corresponding document</p>			

2
EPO FORM 1503 03 82 (P04C01)

**ANNEX TO THE EUROPEAN SEARCH REPORT
ON EUROPEAN PATENT APPLICATION NO.**

EP 09 38 0100

This annex lists the patent family members relating to the patent documents cited in the above-mentioned European search report.
The members are as contained in the European Patent Office EDP file on
The European Patent Office is in no way liable for these particulars which are merely given for the purpose of information.

03-02-2010

Patent document cited in search report	Publication date	Patent family member(s)	Publication date
US 3809283	A	07-05-1974	NONE
US 3855026	A	17-12-1974	NONE
NL 7209716	A	16-01-1973	AU 468549 B2 15-01-1976
		AU 4442072 A	17-01-1974
		CA 961430 A1	21-01-1975
		DE 2234623 A1	01-02-1973
		FI 53103 B	31-10-1977
		FR 2145739 A1	23-02-1973
		GB 1329800 A	12-09-1973
		JP 54020907 B	26-07-1979
		US 3754678 A	28-08-1973
GB 2168672	A	25-06-1986	NONE