



(12) **EUROPEAN PATENT APPLICATION**

(43) Date of publication:
09.06.2010 Bulletin 2010/23

(51) Int Cl.:
A41D 13/00 (2006.01) A63B 21/065 (2006.01)

(21) Application number: **10155221.4**

(22) Date of filing: **08.02.2005**

(84) Designated Contracting States:
AT BE BG CH CY CZ DE DK EE ES FI FR GB GR HU IE IS IT LI LT LU MC NL PL PT RO SE SI SK TR

• **Rouiller, Vincent Philippe**
91074 Herzogenaurach (DE)

(30) Priority: **10.02.2004 DE 102004006485**

(74) Representative: **Wegner, Hans**
Patent- und Rechtsanwälte
Bardehle - Pagenberg - Dost
Altenburg - Geissler
Galileiplatz 1
81679 München (DE)

(62) Document number(s) of the earlier application(s) in accordance with Art. 76 EPC:
08012490.2 / 1 980 165
05002574.1 / 1 563 748

(71) Applicant: **adidas International Marketing B.V.**
1062 KR Amsterdam (NL)

Remarks:

This application was filed on 02-03-2010 as a divisional application to the application mentioned under INID code 62.

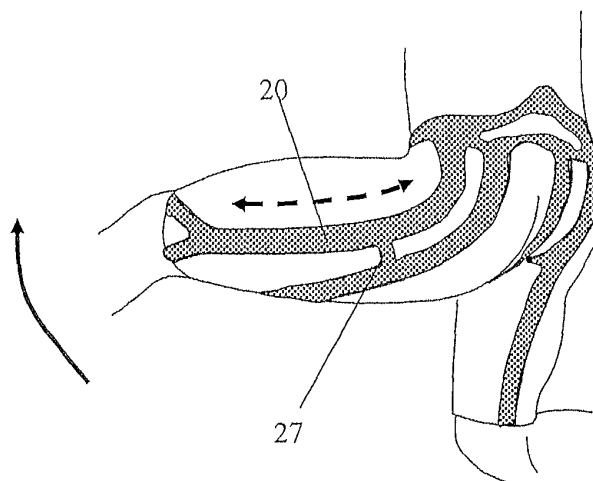
(72) Inventors:
• **Caillibotte, Michel**
91085 Weisendorf (DE)

(54) **Garments for optimized energy return**

(57) The invention relates to a garment (10) for a part of the body, in particular a sport pant, comprising at least one elasticity element (20), wherein the at least one elasticity element (20) is arranged in at least a first portion of the garment and wherein a second portion of the garment, which is located on the side of the part of the body opposite to the first portion of the garment, is essentially

free of the elasticity element, so that the garment (10) stores energy by elastic elongation under a first movement of the part of the body into a first direction, which energy is released under a second movement of the part of the body into the opposite direction, and wherein the garment thereby supports the second movement of the part of the body.

Fig. 3



Description

1. Technical field

[0001] The present invention relates to a garment for a part of the body, in particular to a sport pant.

2. The prior art

[0002] Generally, a garment for sports has several functions. Apart from aesthetic aspects, a garment for sports should not hinder the performance of an athlete but on the contrary support the athlete wherever possible. To this end, several approaches are known in the prior art.

[0003] Elastic textile materials, using elastic fibers (an example being those sold by DuPont under the registered trademark Lycra®) are for example used for many different sports to ensure a close contact of the garment to the skin of the athlete. For example pants or suits for track and field athletes are made from this material as well as pants and suits for cyclists in order to achieve a low air resistance. Furthermore, the pressure exerted by garments made from an elastic fabric increases micro-blood circulation in the muscles and improves proprioception, which leads to an improved performance of the athlete.

[0004] In addition, garments may also be used for maintaining the performance of an athlete in specific situations. The US 5,367,708, for example, discloses a garment having sections of a particularly high elasticity in order to selectively support certain parts of the body in the same manner as by bandaging with an elastic band (so-called "taping"). This can avoid a further spraining in case of an already sprained ankle or wrist so that the athlete is capable to continue to perform the sport.

[0005] Other approaches for increasing the performance are directed to an intensification of the training. For example the US 5,201,074, the US 5,875,491, the US 5,867,827 and the US 6,047,405 disclose garments comprising elastic elements or weights in order to subject the muscles in case of a movement to higher than normal loads. This can be used for training purposes but also for rehabilitation after an injury. The disclosed elements are integrated into a suit or a pant in such a manner that an additional resistance is created for every movement. The US 5,201,074, for example, teaches to arrange elastic straps in a spiral on all sides around the leg in order to provide the greatest possible amount of resistance in an anatomically correct manner and to exercise a greater part of the muscles during walking or running. The US 5,875,491 and the US 5,867,827 teach the arrangement of resistance elements in a suit which provide a higher resistance than the underlying base fabric not only under a stretching movement but also under a return movement into the original configuration.

[0006] However, such a garment can only indirectly increase the performance of an athlete, since the mus-

cles are additionally loaded by the use of the disclosed suits and pants and strengthened during the training before a competition or the like. The present invention, on the contrary, is based on the problem to provide a garment which directly contributes to an increase of the performance of an athlete, for example a sprinter.

3. Summary of the invention

[0007] This problem is solved by a garment for a part of the body, in particular a sport pant, comprising at least one elasticity element, wherein the at least one elasticity is arranged in at least a first portion of the garment and wherein a second portion of the garment, which is located on the side of the part of the body opposite to the first portion of the garment, is essentially free of the elasticity element, so that the garment stores energy by elastic elongation under a first movement of the part of the body into a first direction, which energy is released under a second movement of the part of the body into the opposite direction, and wherein the garment thereby supports the second movement of the part of the body.

[0008] The invention is based on the realization that the muscles of a human, in particular of a trained athlete, can in certain parts of the body provide more force than necessary for an optimal course of movement. For other movements an external support would allow to achieve a higher performance. A sprinter, for example, can easily pull up the leg due to the powerful front muscles of the thighs. A certain amount of this large available amount of energy can be stored in the garment of the present invention. Once the leg has reached the highest point, the speed of the leg is close to zero (similar to a pendulum at the highest point), before the acceleration into the downward direction starts. Using the present invention, this acceleration is supported and thereby increased by the energy which has been stored beforehand in the garment. Any additional force leads to a faster course of movements and to a stronger forward thrust and thereby increases the velocity of the sprinter. Similar situations can be found in other sports such as cycling, rowing and tennis.

[0009] The above explained anatomical imbalance is therefore at least partly compensated, if - due to the unique arrangement of the elasticity element in at least the first portion of the garment and not in the second portion of the garment on the opposite side of the part of the body - the garment at first stores energy under a movement, wherein this energy is later released in the correct phase of the course of movement. In other words, the garment according to the invention allows preferably to more evenly distribute the energy provided by an athlete over the different phases of a periodically repeated movement and thereby uses more efficiently this energy for a maximal performance. In contrast to the training devices from the prior art, which provide an increased resistance for any movement of the part of the body to strengthen the muscles, the present invention supports

the second movement and thereby directly achieves a performance-increasing effect.

[0010] When the garment is worn, its at least one elasticity element is in a preferred embodiment arranged substantially on the backside of the thigh and substantially no elastic element is arranged on the front side in the area of the thigh. In the above described situation of a sprinter the elasticity element will therefore preferably be elongated each time the leg is lifted and subsequently supports a fast and powerful ground contact with the leg for a new, forwardly directed push-off.

[0011] Preferably, the at least one elasticity element extends essentially parallel to the thigh. In another preferred embodiment, the at least one elasticity element extends in a substantially diagonal manner over the backside of the thigh, wherein preferably several elasticity elements intersect on the backside of the thigh. The arrangement of the elasticity elements reflects the field of use of the garment, as the elasticity elements are specifically applied to provide active support to certain muscle chains. A parallel arrangement of one or more elasticity elements on the backside of the thigh is for example preferred for a linear motion such as sprinting, whereas a diagonal arrangement is preferred for the sport pant for a multidirectional motion such as soccer to effectively support the course of movement also in case of frequent changes of directions, for example during dribbling.

[0012] The elasticity element preferably comprises at its lower end a lower fastening portion, which encompasses the leg on its upper side immediately above the knee for a particular effective release of the energy stored in the elasticity element to the course of movement. In a similar manner, the elasticity element comprises preferably at its upper end an upper fastening portion, which at least partly encompasses the body above the thighs and more preferably above the waist.

[0013] The at least one elasticity element comprises preferably an elastic band, which is preferably arranged on a textile material of the garment, wherein the elastic band is preferably glued and/or sewn to the textile material of the garment. As a result, the elastic band can be easily attached to the garment. Other attachment methods, however, are also conceivable.

[0014] In a presently preferred embodiment, the elastic band comprises a thickness < 1 mm, preferably < 0.5 mm, most preferably approximately 0.2 mm and has preferably a width between 1 cm and 5 cm. The thickness and/or the width of the band, however, do not have to be constant but may change over its longitudinal extension.

[0015] Preferably, the garment can be elongated up to 100% and creates thereby a restoring force between 5N and 50 N, preferably between 10 N and 40 N and particularly preferably between 20 N and 30 N in a standard elongation test, wherein the respective material is elongated by 100 %. To this end, the band comprises preferably a thermoplastic polymer.

[0016] Further advantageous developments of the garment according to the invention are the subject matter

of further dependent claims.

4. Short description of the drawings

[0017] In the following detailed description presently preferred embodiments of the invention are described with reference to the following drawings:

- Fig. 1a-d: schematic representations of the different phases of a step cycle;
- Fig. 2a, b: rear view and front view, respectively, of a first preferred arrangement of elasticity elements in a suit for a sprinter;
- Fig. 3: a schematic representation of the function of the elasticity elements shown in Figures 2a, b;
- Fig. 4: a schematic representation of the layer ensemble of a garment according to a preferred embodiment;
- Figs. 5a-c: the preferred arrangement of elasticity elements in a further embodiment seen from the rear, from the side and from the front;
- Fig. 6a-c: the preferred arrangement of elasticity elements in a still further embodiment seen from the rear, from the side and from the front; and
- Fig. 7a-c: the preferred arrangement of elasticity elements in a still further embodiment seen from the rear, from the side and from the front.

5. Detailed description of preferred embodiments

[0018] In the following, presently preferred embodiments of the present invention are described with reference to an arrangement of elasticity elements in a sport suit or in a sport pant for running or playing soccer. However, it is to be understood that the present invention can also be used for garments for other parts of the body and other sports with, for example, repetitive movements of the shoulders/arms such as rowing. Another conceivable field of use are sport disciplines which involve the throwing of objects such as discus, shot-put and javelin. Finally, the present invention can also provide an active support of repeated everyday movements of part of the body.

[0019] Before the constructional features of the preferred embodiments are explained in detail, the course of motion during running, in particular during sprints, is briefly explained with reference to the Figures 1a-d, in order to facilitate the understanding of the advantageous energy management provided by the garment according to the invention.

[0020] Figures 1a-d schematically show a runner. In a first phase shown in Figure 1a, the right leg (continuous line) is lifted (cf. direction of the arrow). The force necessary for this motion is provided by the powerful front muscles of the thighs, which can provide more force than needed in this phase of the step cycle.

[0021] In the subsequent phases of the step cycle shown in Figures 1b-1d, the thigh is put down (cf. direction of the arrow) and the leg is straightened for pushing-off from the ground. The pushing-off and the corresponding straightening of the leg is shown for the left leg (dashed line) in Figures 1a and 1b. In this phase the complete weight of the athlete is supported by the muscles of the leg, which are pushing-off. Furthermore, the muscles must cause a change of movement from a landing phase into a push-off phase. The faster and stronger the body is forwardly accelerated in this moment by straightening the leg, the higher the velocity which is finally achieved by the sprinter. The loads on the muscles therefore peak in this situation. Any additional acceleration of the downwardly moved leg in the direction of the ground leads to an increase of performance.

[0022] Similar movement patterns can be found for other sports, wherein the muscles of the body are in a first phase loaded significantly below their limit and wherein a maximum of force has to be released in a second phase. For example a rowing athlete also bends his legs substantially without loads since the rows are not in the water during this phase but are backwardly moved through the air. However, in the following phase of straightening, when the rows are pulled through the water, the force provided by the thighs is decisive for the resulting thrust.

[0023] Figures 2a and 2b disclose a rear view and a front view, respectively, of a first embodiment of the garment for an efficient energy management. To this end, several elasticity elements 20 are arranged on the backside of a suit 10 for a sprinter in the area of the thighs. Substantially no elasticity elements 20 are arranged on the front side of the sport suit 10 in the region of the thighs 25 (cf. longitudinal hatch in Figure 2b). Immediately above the knee a lower fastening portion 24 of the elasticity elements 20 is shaped like a ring and encompasses also the front side of the leg. Further, lateral projections 26 of the elasticity elements can be seen above the thigh, which encompass the waist on the front side of the leg.

[0024] The function of such an unique arrangement of the elasticity elements 20 is schematically shown in Figure 3. When the leg is lifted, as indicated by the continuous arrow, the elasticity elements 20 are stretched (cf. the dashed double headed arrow in Figure 3). In addition to overcoming the weight of the leg an athlete wearing the described garment has to provide a force for this movement to cause the elongation of the elements 20. Since the elements 20 are elastic, the related work of the athlete is stored as elastic energy within the elements 20.

[0025] During the opposite movement, when the leg is - as explained above - again downwardly moved for

straightening and pushing-off from the ground, the elongated element 20 provides a supporting force accelerating this movement, wherein the energy stored in the elasticity elements 20 is released to the course of movements. As a result, the athlete transfers the available excess of force and the resulting energy in a first phase of the movement to a second phase of the movement so that the energy excess finally contributes to a greater performance of the athlete.

[0026] The lower fastening portion 24 shown in Figure 2b provides a stable coupling of the elasticity elements 20 to the course of movement in order to assure the above described function, since it encompasses the leg on its front side like a ring and pulls the leg in a downward direction during the straightening phase. However, the fastening portion may also only partially encompass the leg on its front side.

[0027] Figure 4 shows an example of a presently preferred possibility for the attachment of an elasticity element 20 to the garment. At first, a layer of an adhesive 16 is deposited onto the textile material 15 of the garment, which attaches the elasticity element 20. Both, the textile material 15 as well as the adhesive 16, have preferably elastic properties by using elastic textile materials with elastic fibers (an example being those sold by DuPont under the registered trade mark Lycra®) and an elastic adhesive, as it is for example available from the company Bemis under the designation Bemis 3740. Preferred adhesives can be activated by heat and, if necessary, pressure so that the elastic bands can be attached to the textile material by heat pressing.

[0028] The elastic adhesive 16, which is deposited onto the garment in a manner corresponding to the arrangement of the elements 20, additionally supports the function of the elasticity elements 20. Preferred thicknesses of the adhesive layer are in the range of 0.01 mm to 0.1 mm, depending on the substance used, its adhesive properties and its elongation capabilities. If the above mentioned preferred adhesive Bemis 3740 is used, the film has preferably a thickness of approximately 0.025 mm. The thickness of the Lycra®-Material arranged below may vary depending on the field of use of the garment and is in the range of 0.1 - 1 mm. The preferred thickness of the Lycra®-material is approximately 0.5 mm.

[0029] The elasticity element 20 is preferably provided as a flat band made from an elastic plastic material. Apart from bands, the elasticity elements can also be provided as elastic wires or the like. However, the form of a flat band is preferred, since elasticity elements with such a shape render the garment the least bulky and increase the wearing comfort.

[0030] Polymer materials such as a thermoplastic polyurethane (TPU) are preferred for the manufacture of the elastic bands, since they combine a low weight with good elastic properties. Other plastic materials, however, are also conceivable.

[0031] In the presently preferred embodiments the force necessary for the elongation of the elastic bands

20 and the elastic adhesive layer 16 is approximately 10 times the force necessary for the elongation of a common Lycra®-material. Preferred values are between 5N and 50N in a standard elongation test with 100% elongation; particularly preferred values are between 10N and 40N and most preferred values are between 20N and 30N. Such a standard elongation test can for example be performed using an Instron machine. For a permanent energy management with the garment according to the invention it is in addition preferred if the elastic band 20, but also the adhesive layer 16 used for its attachment, can be heavily stretched (up to 100%) over many load cycles without delaminations.

[0032] The elastic properties of the bands 20 are not only determined by the material used but also by the thickness of the elastic band, which is preferably in the range of 0.1 mm to 1 mm, wherein a value of 0.2 mm is preferred. The width of the elastic bands 20 may vary along their longitudinal extension. However, preferably the width is between approximately 1 cm and 5 cm.

[0033] Apart from the method of gluing described above, it is alternatively or additionally conceivable to sew the elastic bands to the underlying textile material or to attach them in any other way. The selection of the thread for sewing and the sewing techniques used also has to take into account the considerable elongation of preferably up to 100 % to which the layer ensemble is subjected.

[0034] Finally, the elasticity elements 20 may also be directly integrated into the fabric of the garment by using different starting materials for the fabric in desired sections. It is also conceivable to print or to inject an elastic plastic material directly onto the fabric in order to locally modify its elasticity. Finally, the elasticity elements 20 can be covered from the outside by a further textile layer.

[0035] In the following, preferred arrangements of the described elastic bands 20 are discussed:

The already discussed Figures 2 and 3 disclose an embodiment, which is particularly suited for track and field athletes. The elastic bands 20 extend substantially parallel to the thigh, wherein additional interconnections 27 can be arranged between several parallel bands 20. Such an arrangement provides the greatest support for the athlete in the case of running in a predominantly straight direction.

[0036] Figures 4 to 7 disclose further alternatives, wherein the elasticity elements extend diagonally over the backside of the thigh. These embodiments are for example designed for pants and suits of soccer players and facilitate - in contrast to the embodiments of Figures 2 and 3 - frequent changes of directions. This is, since the supporting forces provided by the elastic bands 20 do not act exclusively in a direction parallel to the leg.

[0037] In addition to the thickness, the width and the shape of each elastic band 20, their number also influences the extent of the energy storage according to the

invention. For example the embodiments shown in Figures 6 and 7 having several groups of three bands 20 extending in parallel provide a stronger supporting effect during straightening the leg than the embodiment of Figures 5, wherein each group comprises only two bands. However, also the work necessary for storing the energy will be greater in the embodiments of Figs. 6 and 7 so that they are more suitable for well-trained athletes.

[0038] The arrangement shown in Figures 5 to 7 of crossing, diagonally extending elastic bands 20 uses efficiently on the one hand the available area on the backside of the thigh and allows on the other hand a smooth transition into the lower fastening portion 24 arranged above the knee. Lateral projections 26 of the upper fastening portion, which are provided on the upper end, may also fully enclose the body (cf. Figure 6) and thereby in addition to the discussed energy storing function improve also the fit of the garment similar to a common rubber band in a pant.

[0039] Further preferred embodiments of the invention are mentioned as follows:

1. Garment (10) for a part of the body, in particular sport pant, comprising:

a. at least one elasticity element (20);

b. wherein the at least one elasticity element (20) is arranged in at least a first portion of the garment and wherein a second portion of the garment, which is located on a side of the pant of the body opposite to the first portion of the garment, is essentially free of the elasticity element, so that

c. the garment (10) stores energy by elastic elongation under a first movement of the part of the body into a first direction, which energy is released under a second movement of the part of the body into the opposite direction, and wherein the garment thereby supports the second movement of the part of the body.

2. Garment (10) according to claim 1, wherein the at least one elasticity element (20) is arranged substantially on the backside of the thigh when the garment (10) is worn and wherein substantially no elasticity element (20) is arranged on the front side in the region of the thigh (25).

3. Garment (10) according to claim 2, wherein the at least one elasticity element (20) extends substantially parallel to the thigh.

4. Garment (10) according to claim 2, wherein the at least one elasticity element (20) extends substantially diagonally over the backside of the thigh.

5. Garment (10) according to claim 4, wherein several elasticity elements (20) cross one another on the backside of the thigh.

6. Garment (10) according to one of the claims 2 to 5, wherein the elasticity element (20) comprises a lower fastening portion (24) at its lower end, which encompasses the leg directly above the knee.

7. Garment (10) according to one of the claims 2 to 6, wherein the elasticity element (20) comprises at its upper end an upper fastening portion (26) which at least partly encompasses the body above the thighs.

8. Garment (10) according to one of the claims 1 to 7, wherein the at least one elasticity element (20) comprises an elastic band (20).

9. Garment (10) according to claim 8, wherein the elastic band (20) is arranged on a textile material (15) of the garment (10).

10. Garment (10) according to claim 9, wherein the elastic band (20) is glued and/or sewn to and/or injected and / or printed onto the textile material (15) of the garment (10).

11. Garment (10) according to one of the claims 8 to 10, wherein the elastic band (20) has a thickness < 1 mm, preferably < 0.5 mm and most preferably of approximately 0.2 mm.

12. Garment (10) according to one of the claims 8 to 11, wherein the elastic band (20) has a width between 1 cm and 5 cm.

13. Garment (10) according to one of the claims 8 to 12, wherein the thickness and/or the width of the band (20) varies over its longitudinal extension.

14. Garment (10) according to one of the claims 8 to 13, wherein the elastic band (20) can be elongated up to 100%.

15. Garment (10) according to claim 14, wherein the elastic band (20) provides a restoring force between 5 N and 50 N under an elongation of 100%, preferably between 10 N and 50 N and particularly preferred between 20 N and 30 N under a standard elongation test.

16. Garment (10) according to one of the claims 8 to 15, wherein the band (20) comprises a thermoplastic polymer.

Claims

1. Garment (10) for a part of the body, in particular sport pant, comprising:

- a. at least one elasticity element (20);
- b. wherein the at least one elasticity element (20) is arranged in at least a first portion of the garment and wherein a second portion of the garment, which is located on a side of the part of the body opposite to the first portion of the garment, is essentially free of the least one elasticity element (20), so that
- c. the garment (10) stores energy by elastic elongation under a first movement of the part of the body into a first direction, which energy is released under a second movement of the part of the body into the opposite direction, and wherein the garment thereby supports the second movement of the part of the body,
- d. wherein the at least one elasticity element (20) is formed by printing or injecting an elastic plastic material directly onto a fabric of the garment (10), in order to locally modify the elasticity of the fabric.

2. Garment (10) according to claim 1, wherein the at least one elasticity element (20) comprises an elastic band (20).

3. Garment (10) according to claim 2, wherein the elastic band (20) is arranged on a textile material (15) of the garment (10).

4. Garment (10) according to one of the claims 2 to 3, wherein the elastic band (20) has a thickness < 1 mm, preferably < 0.5 mm and most preferably of approximately 0.2 mm.

5. Garment (10) according to one of the claims 2 to 4, wherein the elastic band (20) has a width between 1 cm and 5 cm.

6. Garment (10) according to one of the claims 2 to 5, wherein the thickness and/or the width of the band (20) varies over its longitudinal extension.

7. Garment (10) according to one of the claims 2 to 6, wherein the elastic band (20) can be elongated up to 100%.

8. Garment (10) according to claim 7, wherein the elastic band (20) provides a restoring force between 5 N and 50 N under an elongation of 100%, preferably between 10 N and 50 N and particularly preferred between 20 N and 30 N under a standard elongation test.

9. Garment (10) according to one of the claims 2 to 8, wherein the elastic band (20) comprises a thermoplastic polymer.

5

10

15

20

25

30

35

40

45

50

55

Fig. 1

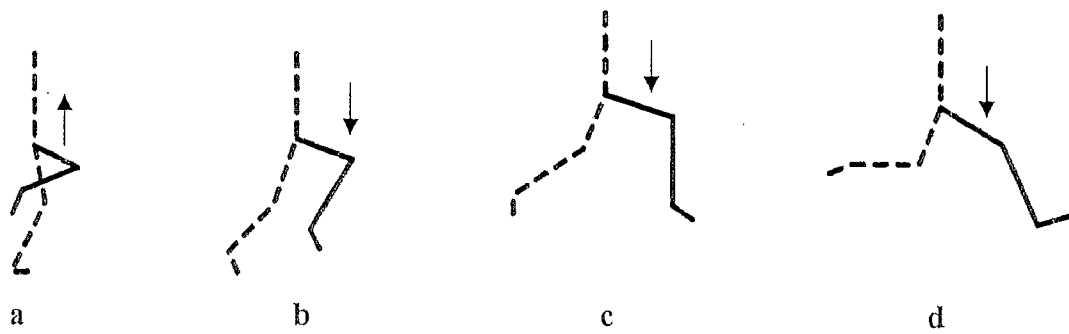


Fig. 2

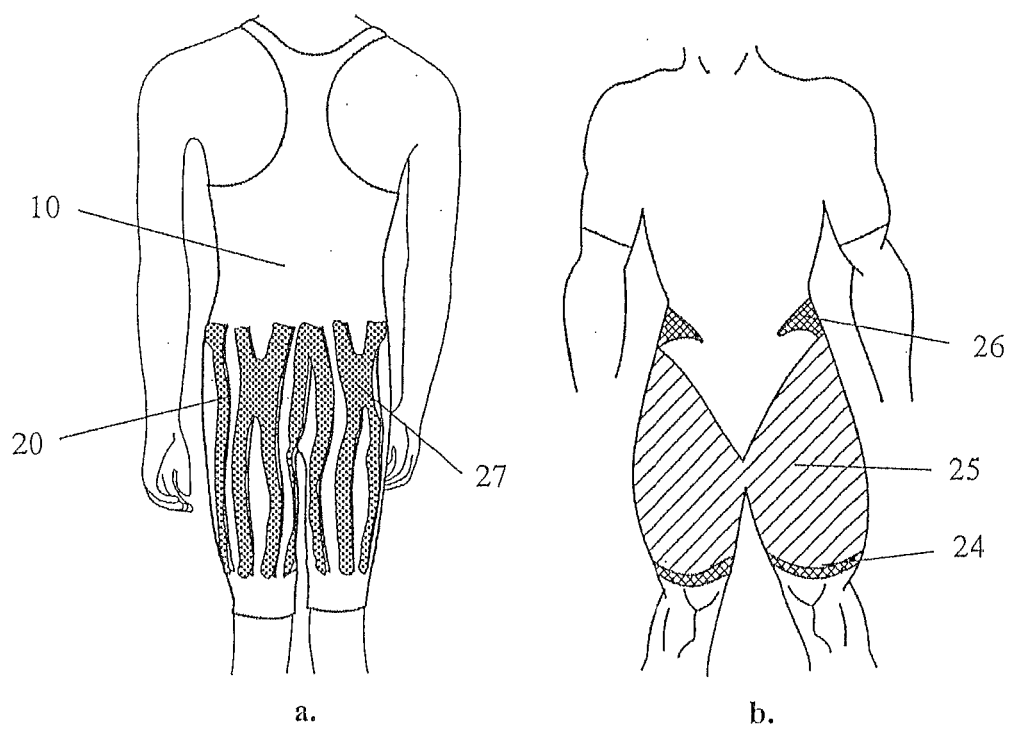


Fig. 3

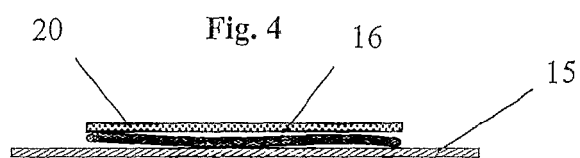
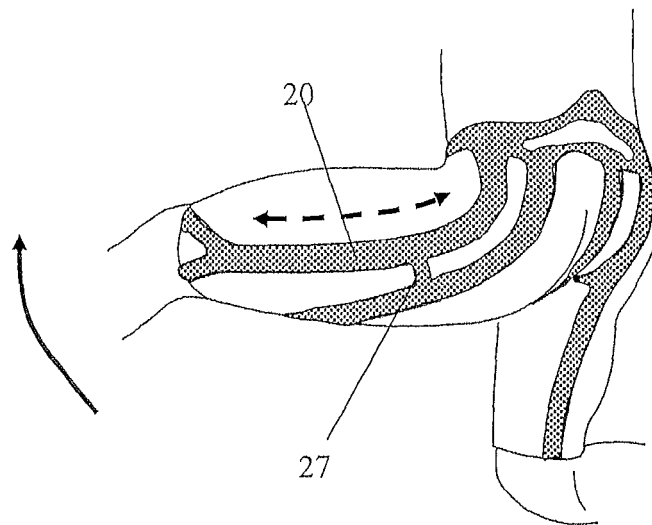


Fig. 5

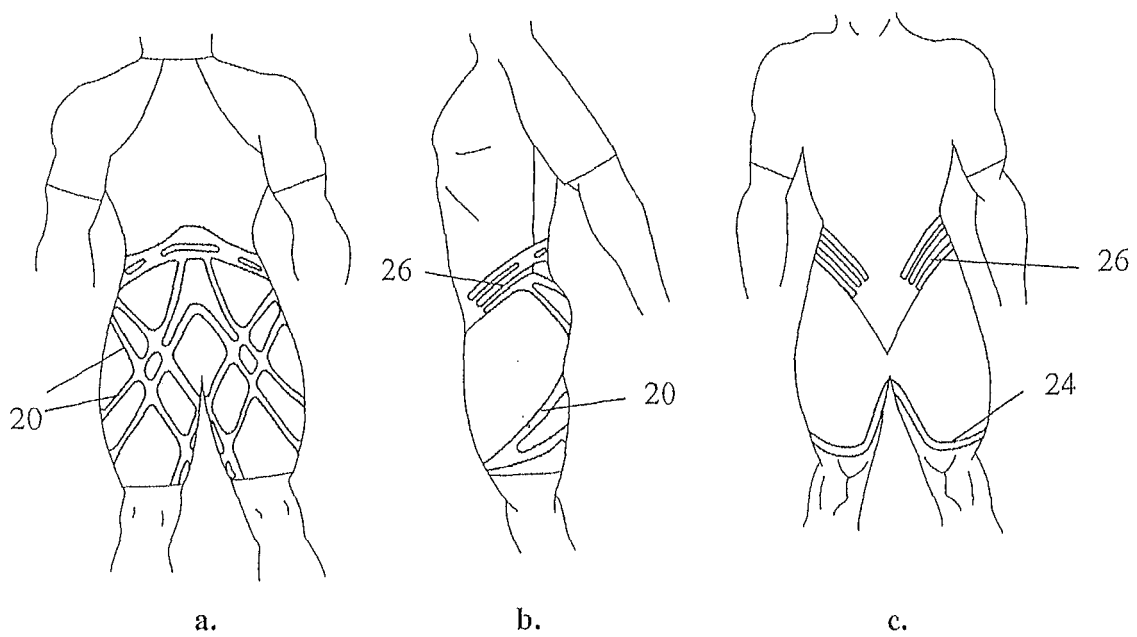


Fig. 6

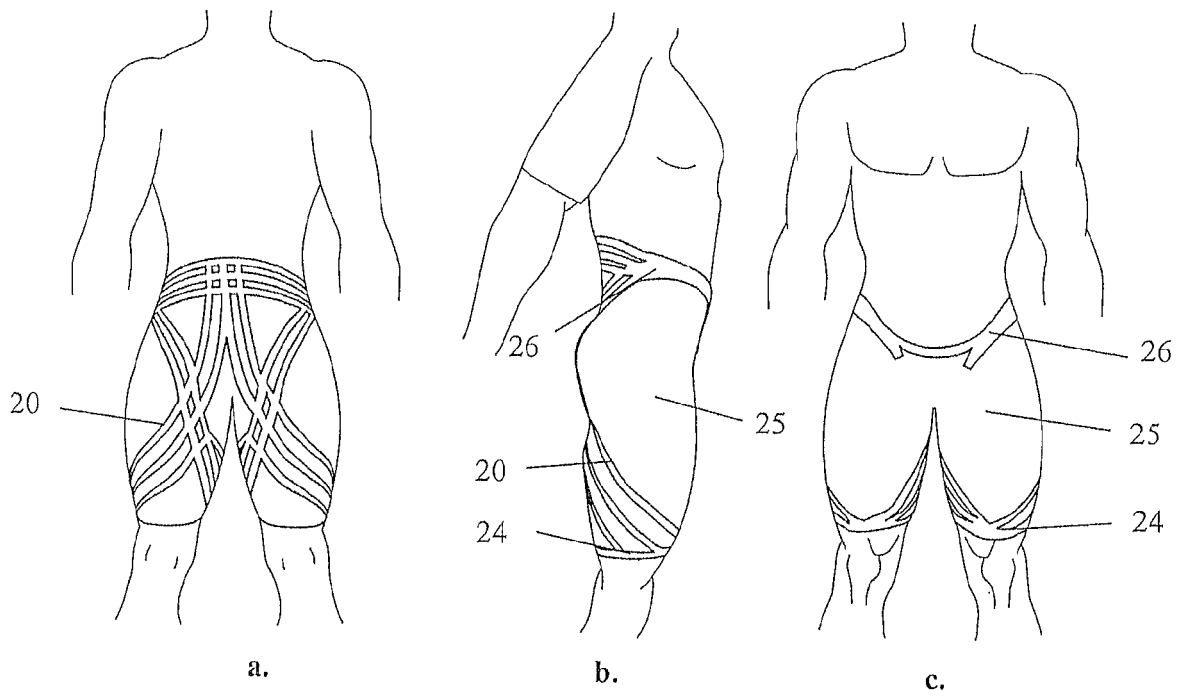
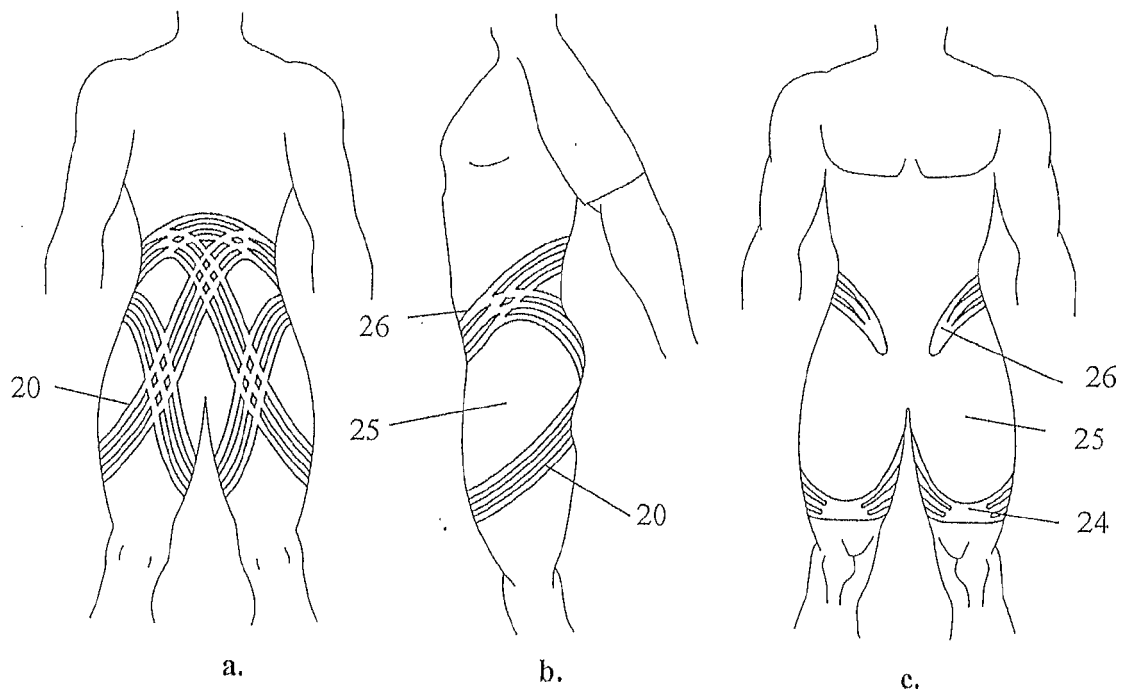


Fig. 7





EUROPEAN SEARCH REPORT

Application Number
EP 10 15 5221

DOCUMENTS CONSIDERED TO BE RELEVANT			
Category	Citation of document with indication, where appropriate, of relevant passages	Relevant to claim	CLASSIFICATION OF THE APPLICATION (IPC)
A	US 6 368 256 B1 (RUMBAUGH GARRY) 9 April 2002 (2002-04-09) * column 1, line 49 - column 2, line 6 * * column 2, last paragraph - column 4, paragraph 1 * * column 4, last paragraph - column 5, paragraph 1; claims 1-3,12; figures 1-5,11 *	1-9	INV. A41D13/00 A63B21/065
A	----- US 5 606 745 A (GRAY ET AL) 4 March 1997 (1997-03-04) * column 2, line 35 - column 4, line 21; claims 1,3-5; figures 1-3 *	1-9	
A	----- US 6 243 879 B1 (LYDEN ROBERT M [US]) 12 June 2001 (2001-06-12) * column 7, line 53 - column 19, line 15; figures 1-15 *	1-9	
A	----- EP 1 110 464 A2 (SPEEDO INTERANTIONAL LTD [GB] SPEEDO INTERNAT LTD [GB]) 27 June 2001 (2001-06-27) * paragraph [0025] - paragraph [0051]; figures 1-2 *	1-9	TECHNICAL FIELDS SEARCHED (IPC) A41D A63B
A	----- JP 09 049107 A (MIZUNO KK; TORAY INDUSTRIES) 18 February 1997 (1997-02-18) * abstract; figures 1-9 *	1-9	
The present search report has been drawn up for all claims			
Place of search Munich		Date of completion of the search 28 April 2010	Examiner Herry-Martin, D
CATEGORY OF CITED DOCUMENTS X : particularly relevant if taken alone Y : particularly relevant if combined with another document of the same category A : technological background O : non-written disclosure P : intermediate document T : theory or principle underlying the invention E : earlier patent document, but published on, or after the filing date D : document cited in the application L : document cited for other reasons & : member of the same patent family, corresponding document			

 1
EPO FORM 1503 03 82 (P04C01)

**ANNEX TO THE EUROPEAN SEARCH REPORT
ON EUROPEAN PATENT APPLICATION NO.**

EP 10 15 5221

This annex lists the patent family members relating to the patent documents cited in the above-mentioned European search report.
The members are as contained in the European Patent Office EDP file on
The European Patent Office is in no way liable for these particulars which are merely given for the purpose of information.

28-04-2010

Patent document cited in search report	Publication date	Patent family member(s)	Publication date
US 6368256	B1	09-04-2002	US 6179760 B1 30-01-2001
US 5606745	A	04-03-1997	NONE
US 6243879	B1	12-06-2001	NONE
EP 1110464	A2	27-06-2001	AT 401012 T 15-08-2008 AT 255338 T 15-12-2003 AU 7234000 A 21-06-2001 DE 60007002 D1 15-01-2004 DE 60007002 T2 03-06-2004 ES 2310510 T3 16-01-2009 ES 2207626 T3 01-06-2004 US 2001014981 A1 23-08-2001
JP 9049107	A	18-02-1997	JP 3283404 B2 20-05-2002

REFERENCES CITED IN THE DESCRIPTION

This list of references cited by the applicant is for the reader's convenience only. It does not form part of the European patent document. Even though great care has been taken in compiling the references, errors or omissions cannot be excluded and the EPO disclaims all liability in this regard.

Patent documents cited in the description

- US 5367708 A [0004]
- US 5201074 A [0005]
- US 5875491 A [0005]
- US 5867827 A [0005]
- US 6047405 A [0005]