



(11) **EP 2 200 980 B9**

(12) **CORRECTED EUROPEAN PATENT SPECIFICATION**

(15) Correction information:  
**Corrected version no 1 (W1 B1)**  
**Corrections, see**  
**Description Paragraph(s) 83, 109**  
**Claims EN 2, 5**

(51) Int Cl.:  
**C07D 209/08** <sup>(2006.01)</sup> **A61K 31/404** <sup>(2006.01)</sup>  
**A61P 25/14** <sup>(2006.01)</sup> **A61P 25/18** <sup>(2006.01)</sup>  
**A61P 25/22** <sup>(2006.01)</sup> **A61P 25/28** <sup>(2006.01)</sup>

(48) Corrigendum issued on:  
**28.12.2011 Bulletin 2011/52**

(86) International application number:  
**PCT/IN2008/000281**

(45) Date of publication and mention  
of the grant of the patent:  
**03.08.2011 Bulletin 2011/31**

(87) International publication number:  
**WO 2009/053997 (30.04.2009 Gazette 2009/18)**

(21) Application number: **08776656.4**

(22) Date of filing: **02.05.2008**

(54) **AMINO ARYLSULFONAMIDE COMPOUNDS AND THEIR USE AS 5-HT6 LIGANDS FIELD OF INVENTION**

AMINOARYLSULFONAMIDVERBINDUNGEN UND IHRE VERWENDUNG ALS 5-HT6-LIGANDEN

COMPOSÉS D'AMINOARYLSULFONAMIDE ET LEUR UTILISATION COMME LIGANDS DE 5-HT6

(84) Designated Contracting States:  
**AT BE BG CH CY CZ DE DK EE ES FI FR GB GR  
HR HU IE IS IT LI LT LU LV MC MT NL NO PL PT  
RO SE SI SK TR**  
Designated Extension States:  
**AL BA MK RS**

- **KAMBHAMPATI, Rama, Sastri**  
**Hyderabad 500 034 (IN)**
- **SHINDE, Anil, Karbhari**  
**Hyderabad 500 034 (IN)**
- **KANDIKERE, Nagaraj, Vishwottam**  
**Hyderabad 500 034 (IN)**
- **JASTI, Venkateswarlu**  
**Hyderabad 500 034 (IN)**

(30) Priority: **26.10.2007 IN CH24332007**

(43) Date of publication of application:  
**30.06.2010 Bulletin 2010/26**

(74) Representative: **Viering, Jentschura & Partner**  
**Grillparzerstrasse 14**  
**81675 München (DE)**

(73) Proprietor: **Suven Life Sciences Limited**  
**Hyderabad 500 034, Andra Pradesh (IN)**

(56) References cited:  
**WO-A-2004/035047 WO-A-2007/020652**

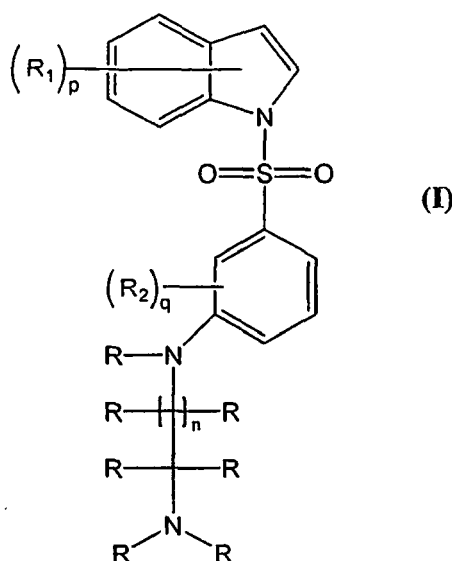
(72) Inventors:  
• **RAMAKRISHNA, Nirogi, Venkata, Satya**  
**Hyderabad 500 034 (IN)**

Note: Within nine months of the publication of the mention of the grant of the European patent in the European Patent Bulletin, any person may give notice to the European Patent Office of opposition to that patent, in accordance with the Implementing Regulations. Notice of opposition shall not be deemed to have been filed until the opposition fee has been paid. (Art. 99(1) European Patent Convention).

**EP 2 200 980 B9**

## Description

**[0001]** The present invention relates to novel amino arylsulfonamide compounds of the formula (I), their stereoisomers, their pharmaceutically acceptable salts and pharmaceutically acceptable compositions containing them:



**[0002]** The present invention also relates to a process for the preparation of above said novel compounds, their derivatives, their stereoisomers, their pharmaceutically acceptable salts and pharmaceutically acceptable compositions containing them.

**[0003]** These compounds are useful in the treatment of various disorders that are related to 5-HT<sub>6</sub> receptor functions. Specifically, the compounds of this invention are also useful in the treatment of various CNS disorders, hematological disorders, eating disorders, obesity, anxiety, depression, diseases associated with pain, respiratory diseases, gastrointestinal, cardiovascular diseases and cancer.

## BACKGROUND OF THE INVENTION

**[0004]** Various central nervous system disorders such as anxiety, depression, motor disorders etc., are believed to involve a disturbance of the neurotransmitter 5-hydroxytryptamine (5-HT) or serotonin. Serotonin is localized in the central and peripheral nervous systems and is known to affect many types of conditions including psychiatric disorders, motor activity, feeding behavior, sexual activity and neuroendocrine regulation among others. 5-HT receptor subtypes regulate the various effects of serotonin. Known 5-HT receptor family includes the 5-HT<sub>1</sub> family (e.g. 5-HT<sub>1A</sub>), the 5-HT<sub>2</sub> family (e.g. 5-HT<sub>2A</sub> & 5-HT<sub>2C</sub>), 5-HT<sub>3</sub>, 5-HT<sub>4</sub>, 5-HT<sub>5</sub>, 5-HT<sub>6</sub> and 5-HT<sub>7</sub> subtypes.

**[0005]** The 5-HT<sub>6</sub> receptor subtype was first cloned from rat tissue in 1993 (Monsma, F. J.; Shen, Y.; Ward, R. P.; Hamblin, M. W.; Sibley, D. R., Molecular Pharmacology, 1993, 43, 320-327) and subsequently from human tissue (Kohen, R.; Metcalf, M. A.; Khan, N.; Druck, T.; Huebner, K.; Sibley, D. R., Journal of Neurochemistry, 1996, 66, 47-56). The receptor is a G-protein coupled receptor (GPCR) positively coupled to adenylate cyclase (Ruat, M.; Traiffort, E.; Arrang, J.-M.; Tardivel-Lacombe, L.; Diaz, L.; Leurs, R.; Schwartz, J.-C., Biochemical Biophysical Research Communications, 1993, 193, 268-276). The receptor is found almost exclusively in the central nervous system (CNS) areas both in rats as well as in humans.

**[0006]** In situ hybridization studies of 5-HT<sub>6</sub> receptor in rat brain using mRNA indicate principal localization in the areas of 5-HT projection including striatum, nucleus accumbens, olfactory tubercle and hippocampal formation (Ward, R. P.; Hamblin, M. W.; Lachowicz, J. E.; Hoffman, B. J.; Sibley, D. R.; Dorsa, D. M., Neuroscience, 1995, 64, 1105-1111). Highest levels of 5-HT<sub>6</sub> receptor mRNA has been observed in the olfactory tubercle, the striatum, nucleus accumbens, dentate gyrus as well as CA<sub>1</sub>, CA<sub>2</sub> and CA<sub>3</sub> regions of the hippocampus. Lower levels of 5-HT<sub>6</sub> receptor mRNA were seen in the granular layer of the cerebellum, several diencephalic nuclei, amygdala and in the cortex. Northern blots have revealed that 5-HT<sub>6</sub> receptor mRNA appears to be exclusively present in the brain, with little evidence for its presence in peripheral tissues.

**[0007]** The high affinity of number of antipsychotic agents towards 5-HT<sub>6</sub> receptor, the localization of its mRNA in striatum, olfactory tubercle and nucleus accumbens suggests that some of the clinical actions of these compounds may

be mediated through this receptor. Its ability to bind a wide range of therapeutic compounds used in psychiatry, coupled with its intriguing distribution in the brain has stimulated significant interest in new compounds which are capable of interacting with the said receptor (Ref: Sleight, A.J. et al. (1997) 5-HT<sub>6</sub> and 5-HT<sub>7</sub> receptors: molecular biology, functional correlates and possible therapeutic indications, *Drug News Perspect.* 10, 214-224). Significant efforts are being made to understand the possible role of the 5-HT<sub>6</sub> receptor in psychiatry, cognitive dysfunction, motor function and control, memory, mood and the like. The compounds which demonstrate a binding affinity for the 5-HT<sub>6</sub> receptor are earnestly sought both as an aid in the study of the 5-HT<sub>6</sub> receptor and as potential therapeutic agents in the treatment of central nervous system disorders, for example see Reavill C. and Rogers D. C., *Current Opinion in Investigational Drugs*, 2001, 2(1): 104-109, Pharma Press Ltd.

**[0008]** Monsma F.J. et al. (1993) and Kohen, R. et al. (2001) have shown that several tricyclic antidepressant compounds, such as amitriptyline and atypical antidepressant compounds, such as mianserin have high affinity for the 5-HT<sub>6</sub> receptor. These findings have led to the hypothesis that the 5-HT<sub>6</sub> receptor is involved in the pathogenesis and/or treatment of affective disorders. Rodent models of anxiety-related behavior yield conflicting results about the role of the 5-HT<sub>6</sub> receptor in anxiety. Treatment with 5-HT<sub>6</sub> receptor antagonists increases seizure threshold in a rat maximal electroconvulsive-shock test [Stean, T. et al. (1999) Anticonvulsant properties of the selective 5-HT<sub>6</sub> receptor antagonist SB-271046 in the rat maximal electroshock seizure threshold test. *Br. J. Pharmacol.* 127, 131P; Routledge, C. et al. (2000) Characterization of SB-271046: a potent, selective and orally active 5-HT<sub>6</sub> receptor antagonist. *Br. J. Pharmacol.* 130, 1606-1612]. Although this indicates that 5-HT<sub>6</sub> receptors might regulate seizure threshold, the effect is not as pronounced as that of known anticonvulsant drugs.

**[0009]** Our understanding of the roles of 5-HT<sub>6</sub> receptor ligands is most advanced in two therapeutic indications in which this receptor is likely to have a major role: learning and memory deficits and abnormal feeding behaviour. The exact role of the 5-HT<sub>6</sub> receptor is yet to be established in other CNS indications such as anxiety; although one 5-HT<sub>6</sub> agonist has reached Phase I clinical trials recently, the exact role of the receptor is still to be established and is the focus of significant investigation. There are many potential therapeutic uses for 5-HT<sub>6</sub> receptor ligands in humans based on direct effects and on indications from available scientific studies. These studies include the localization of the receptor, the affinity of ligands with known in-vivo activity and various animal studies conducted so far. Preferably, antagonist compounds of 5-HT<sub>6</sub> receptors are sought after as therapeutic agents.

**[0010]** One potential therapeutic use of modulators of 5-HT<sub>6</sub> receptor functions is in the enhancement of cognition and memory in human diseases such as Alzheimer's. The high levels of receptor found in structures such as the forebrain, including the caudate/putamen, hippocampus, nucleus accumbens and cortex suggests a role for the receptor in memory and cognition since these areas are known to play a vital role in memory (Gerard, C.; Martres, M.P.; Lefevre, K.; Miquel, M. C.; Verge, D.; Lanfumey, R.; Doucet, E.; Hamon, M.; El Mestikawy, S., *Brain Research*, 1997, 746, 207-219). The ability of known 5-HT<sub>6</sub> receptor ligands to enhance cholinergic transmission also supports the potential cognition use (Bentley, J. C.; Boursson, A.; Boess, F. G.; Kone, F. C.; Marsden, C. A.; Petit, N.; Sleight, A. J., *British Journal of Pharmacology*, 1999, 126 (7), 1537-1542).

**[0011]** Studies have found that a known 5-HT<sub>6</sub> selective antagonist significantly increased glutamate and aspartate levels in the frontal cortex without elevating levels of noradrenaline, dopamine or 5-HT. This selective elevation of certain neurochemicals is noted during memory and cognition, strongly suggests a role for 5-HT<sub>6</sub> ligands in cognition (Dawson, L. A.; Nguyen, H. Q.; Li, P. *British Journal of Pharmacology*, 2000, 130 (1), 23-26). Animal studies of memory and learning with a known selective 5-HT<sub>6</sub> antagonist has some positive effects (Rogers, D. C.; Hatcher, P. D.; Hagan, J. J. *Society of Neuroscience, Abstracts*, 2000, 26, 680).

**[0012]** A related potential therapeutic use for 5-HT<sub>6</sub> ligands is in the treatment of attention deficit disorders (ADD, also known as Attention Deficit Hyperactivity Disorder or ADHD) in children as well as adults. As 5-HT<sub>6</sub> antagonists appear to enhance the activity of the nigrostriatal dopamine pathway and ADHD has been linked to abnormalities in the caudate (Ernst, M.; Zametkin, A. J.; Matochik, J. H.; Jons, P. A.; Cohen, R. M., *Journal of Neuroscience*, 1998, 18(15), 5901-5907), 5-HT<sub>6</sub> antagonists may attenuate attention deficit disorders.

**[0013]** At present, a few fully selective agonists are available. The Wyeth agonist WAY-181187 is currently in Phase I trials to target anxiety [Cole, D.C. et al. (2005) Discovery of a potent, selective and orally active 5-HT<sub>6</sub> receptor agonist, WAY-181187. 230th ACS Natl. Meet. (Aug 28-Sept 1, Washington DC), Abstract MEDI 17.]

**[0014]** International Patent Publication WO 03/066056 A1 reports that antagonism of 5-HT<sub>6</sub> receptor could promote neuronal growth within the central nervous system of a mammal. Another International Patent Publication WO 03/065046 A2 discloses new variant of human 5-HT<sub>6</sub> receptor and proposes that 5-HT<sub>6</sub> receptor is associated with numerous other disorders.

**[0015]** Early studies examining the affinity of various CNS ligands with known therapeutic utility or a strong structural resemblance to known drugs suggests a role for 5-HT<sub>6</sub> ligands in the treatment of schizophrenia and depression. For example, clozapine (an effective clinical antipsychotic) has high affinity for the 5-HT<sub>6</sub> receptor subtype. Also, several clinical antidepressants have high affinity for the receptor as well and act as antagonists at this site (Branchek, T. A.; Blackburn, T. P., *Annual Reviews in Pharmacology and Toxicology*, 2000, 40, 319-334).

**[0016]** Further, recent *in-vivo* studies in rats indicate that 5-HT<sub>6</sub> modulators may be useful in the treatment of movement disorders including epilepsy (Stean, T.; Routledge, C.; Upton, N., British Journal of Pharmacology, 1999, 127 Proc. Supplement-131P; and Routledge, C.; Bromidge, S. M.; Moss, S. F.; Price, G. W.; Hirst, W.; Newman, H.; Riley, G.; Gager, T.; Stean, T.; Upton, N.; Clarke, S. E.; Brown, A. M., British Journal of Pharmacology, 2000, 30 (7), 1606-1612).

**[0017]** Taken together, the above studies strongly suggest that compounds which are 5-HT<sub>6</sub> receptor modulators, i.e. ligands, may be useful for therapeutic indications including, the treatment of diseases associated with a deficit in memory, cognition and learning such as Alzheimer's and attention deficit disorder; the treatment of personality disorders such as schizophrenia; the treatment of behavioral disorders, e.g. anxiety, depression and obsessive compulsive disorders; the treatment of motion or motor disorders such as Parkinson's disease and epilepsy; the treatment of diseases associated with neurodegeneration such as stroke or head trauma or withdrawal from drug addiction including addiction to nicotine, alcohol and other substances of abuse.

**[0018]** Such compounds are also expected to be of use in the treatment of certain gastrointestinal (GI) disorders such as functional bowel disorder. See for example, Roth, B. L.; et al., Journal of Pharmacology and Experimental Therapeutics, 1994, 268, pages 1403-1412; Sibley, D. R.; et al., Molecular Pharmacology, 1993, 43, 320-327, Sleight, A. J.; et al., Neurotransmission, 1995, 11, 1-5; and Sleight, A. J.; et al., Serotonin ID Research Alert, 1997, 2(3), 115-118.

**[0019]** Furthermore, the effect of 5-HT<sub>6</sub> antagonist and 5-HT<sub>6</sub> antisense oligonucleotides to reduce food intake in rats has been reported, thus potentially in treatment of obesity. See for example, Bentey, J. C.; Boursson, A.; Boess, F. G.; Kone, F. C.; Marsden, C. A.; Petit, N.; Sleight, A. J., British Journal of Pharmacology, 1999, 126 (7), 1537-1542; Wooley et al., Neuropharmacology, 2001, 41: 210-129; and WO 02/098878.

**[0020]** Recently a review by Holenz, Jo"rg et al., Drug Discovery Today, 11, 7/8, April 2006, Medicinal chemistry strategies to 5-HT<sub>6</sub> receptor ligands as potential cognitive enhancers and antiobesity agents, gives elaborate discussion on evolution of 5-HT<sub>6</sub> ligands. It had summarized pharmacological tools and preclinical candidates used in evaluation of 5-HT<sub>6</sub> receptor in illnesses such as schizophrenia, other dopamine-related disorders and depression and to profile the neurochemical and electrophysiological effects of either blockade or activation of 5-HT<sub>6</sub> receptors. Furthermore, they have been used to characterize the 5-HT<sub>6</sub> receptor and to investigate its distribution.

**[0021]** So far several clinical candidates form the part of indole-type structures and are closely related structurally to the endogenous ligand 5-HT, for example compounds by Glennon, R.A. et al., 2-Substituted tryptamines: agents with selectivity for 5-HT<sub>6</sub> serotonin receptors, J. Med. Chem. 43, 1011-1018, 2000; Tsai, Y. et al., N1-(Benzenesulfonyl) tryptamines as novel 5-HT<sub>6</sub> antagonists, Bioorg. Med. Chem. Lett. 10, 2295-2299, 2000; Demchyshyn L. et al., ALX-1161: pharmacological properties of a potent and selective 5-HT<sub>6</sub> receptor antagonist, 31st Annu. Meet. Soc. Neurosci. (Nov 10-15), Abstract 266.6, 2001; Slassi, A. et al., Preparation of 1-(arylsulfonyl)-3-(tetrahydropyridinyl)indoles as 5-HT<sub>6</sub> receptor inhibitors, WO200063203, 2000; Mattsson, C. et al., Novel, potent and selective 2-alkyl-3-(1,2,3,6-tetrahydropyridin-4-yl)-1H-indole as 5-HT<sub>6</sub> receptor agonists, XVIIIth International Symposium on Medicinal Chemistry, 2002; Mattsson, C. et al., 2-Alkyl-3-(1,2,3,6-tetrahydropyridin-4-yl)-1H-indoles as novel 5-HT<sub>6</sub> receptor agonists, Bioorg. Med. Chem. Lett. 15, 4230-4234, 2005].

**[0022]** Structure functionality relationships are described in the section on indole-like structures (and in a receptor-modeling study in which Pullagurla et al., claim different binding sites for agonists and antagonists [Pullagurla, M.R. et al. (2004) Possible differences in modes of agonist and antagonist binding at human 5-HT<sub>6</sub> receptors. Bioorg. Med. Chem. Lett. 14, 4569- 4573]. Most antagonists that are reported form part of the monocyclic, bicyclic and tricyclic aryl-piperazine classes [Bromidge, S.M. et al., (1999) 5-Chloro-N-(4-methoxy-3-piperazin-1-ylphenyl)-3-methyl-2-benzothio-phenesulfonamide (SB-271046): A potent, selective and orally bioavailable 5-HT<sub>6</sub> receptor antagonist. J. Med. Chem. 42, 202-205; Bromidge, S.M. et al. (2001) Phenyl benzenesulfonamides are novel and selective 5-HT<sub>6</sub> antagonists: Identification of N-(2,5-dibromo-3-fluorophenyl)-4-methoxy-3-piperazin-1-ylbenzenesulfonamide (SB-357134). Bioorg. Med. Chem. Lett. 11, 55- 58; Hirst, W.D. et al. (2003) Characterisation of SB-399885, a potent and selective 5-HT<sub>6</sub> receptor antagonist. 33rd Annu. Meet. Soc. Neurosci. (Nov. 8-12, New Orleans), Abstract 576.7; Stadler, H. et al. (1999) 5-HT<sub>6</sub> antagonists: A novel approach for the symptomatic treatment of Alzheimer's disease. 37th IUPAC Cong. Berlin, Abstract MM-7; Bonhaus, D. W. et al. (2002) Ro-4368554, a high affinity, selective, CNS penetrating 5-HT<sub>6</sub> receptor antagonist. 32nd Annu. Meet. Soc. Neurosci., Abstract 884.5.; Beard, C.C. et al. (2002) Preparation of new indole derivatives with 5-HT<sub>6</sub> receptor affinity. WO patent 2002098857].

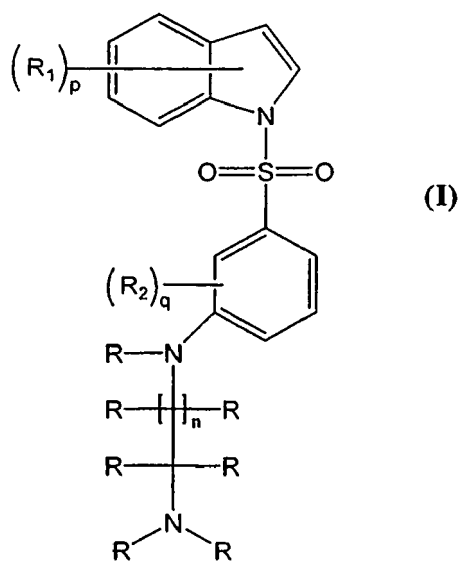
**[0023]** Ro 63-0563: Potent and selective antagonists at human and rat 5-HT<sub>6</sub> receptors. Br. J. Pharmacol. 124, (556-562). Phase II antagonist candidate from GlaxoSmithKline, SB-742457 for the therapeutic indication of cognitive dysfunction associated with Alzheimer's disease [Ahmed, M. et al. (2003) Novel compounds. WO patent 2003080580], and the Lilly compound LY-483518 [Filla, S.A. et al. (2002) Preparation of benzenesulfonic acid indol-5-yl esters as antagonists of the 5-HT<sub>6</sub> receptor. WO 2002060871]. SB-271046, the first 5-HT<sub>6</sub> receptor antagonist to enter Phase I clinical development, has been discontinued (probably because of low penetration of the blood-brain barrier). In addition, the selective 5-HT<sub>6</sub> receptor antagonist SB-271046 is inactive in animal tests related to either positive or negative symptoms of schizophrenia [Pouzet, B. et al. (2002) Effects of the 5-HT<sub>6</sub> receptor antagonist, SB-271046, in animal models for schizophrenia. Pharmacol. Biochem. Behav. 71, 635-643].

**[0024]** International Patent Publications WO 2004/055026 A1, WO 2004/1048331 A1, WO 2004/048330 A1 and WO 2004/048328 A2 (all assigned to Suven Life Sciences Limited) describe the related prior art. Further WO 98/27081, WO 99/02502, WO 99/37623, WO 99/42465 and WO 01/32646 (all assigned to Glaxo SmithKline Beecham PLC) disclose a series of aryl sulphonamide and sulfoxide compounds as 5-HT<sub>6</sub> receptor antagonists and are claimed to be useful in the treatment of various CNS disorders. While some 5-HT<sub>6</sub> modulators have been disclosed, there continues to be a need for compounds that are useful for modulating 5-HT<sub>6</sub>. Surprisingly, it has been found that amino arylsulfonamide compounds of formula (I) demonstrate very high 5-HT<sub>6</sub> receptor affinity. Therefore, it is an object of this invention to provide compounds, which are useful as therapeutic agents in the treatment of a variety of central nervous system disorders or disorders affected by the 5-HT<sub>6</sub> receptor.

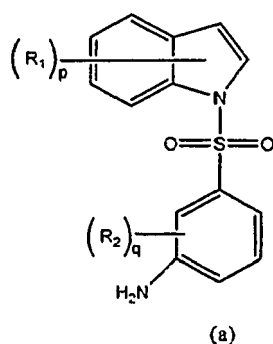
**[0025]** WO2007/020652 A1 discloses aminoaryl sulphonamide derivatives as functional 5-HT<sub>6</sub> ligands.

## OBJECTS OF THE INVENTION

**[0026]** The primary object of the invention is to provide for a compound of formula (I)



**[0027]** Another object of the invention is to provide for a process of preparation of compound of formula (I), comprising contacting a compound of formula (a)



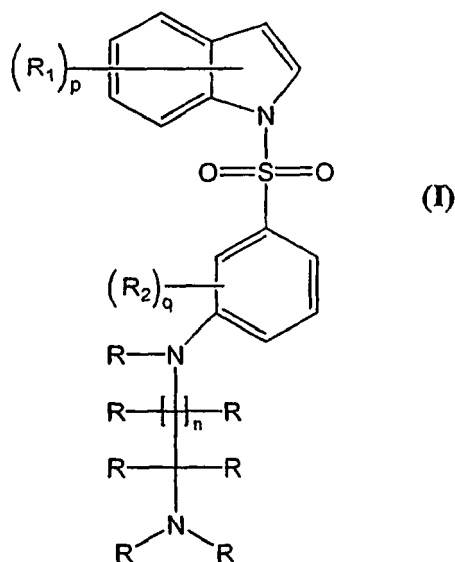
with amine derivatives, using a suitable base in presence of inert solvent at ambient temperature.

**[0028]** Still another object of the invention is to provide for pharmaceutical composition comprising a compound of formula (I).

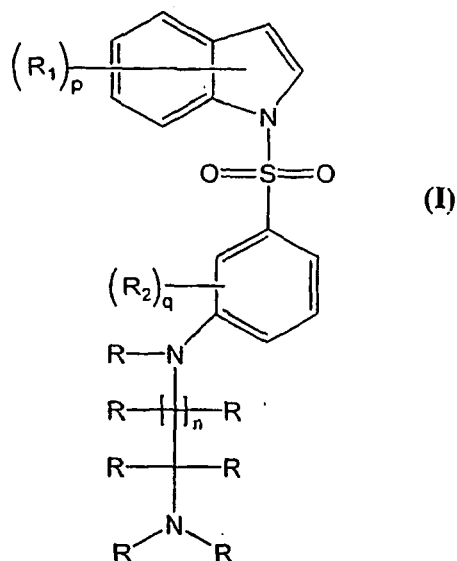
**[0029]** Yet another object of the present invention is to provide for the compound of formula (I), for use in the manufacture of medicament for treating or preventing diseases or disorder of the central nervous system related to or affected by the

**[0030]** A further object of the present invention is to provide for an agent for the prevention or treatment of disease or disorder of the central nervous system related to or affected by the 5-HT<sub>6</sub> receptor; comprising as active ingredient a compound of formula (I) is provided.

**[0031]** Accordingly, the present invention relates to a compound of formula (I)



**[0032]** The present invention also relates to a process for the preparation of compound of formula (I)



wherein  $R_1$  represents hydrogen, hydroxyl, halogen,  $(C_1-C_3)$ alkyl, halo $(C_1-C_3)$ alkyl,  $(C_1-C_3)$ alkoxy, halo $(C_1-C_3)$ alkoxy, cyclo $(C_3-C_6)$ alkyl or cyclo $(C_3-C_6)$ alkoxy;

$R_2$  represents hydrogen, halogen,  $(C_1-C_3)$ alkyl, halo $(C_1-C_3)$ alkyl,  $(C_1-C_3)$ alkoxy or halo  $(C_1-C_3)$ alkoxy, cyclo $(C_3-C_6)$ alkyl or cyclo $(C_3-C_6)$ alkoxy;

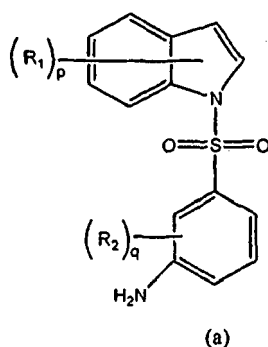
$R$  represents hydrogen or  $(C_1-C_3)$  alkyl or  $(C_3-C_6)$  cycloalkyl;

"n" represents 0 to 4;

"p" represents 0 to 6;

"q" represents 0 to 4;

comprising contacting a compound of formula (a)



wherein all the substituents are such as hereinbefore described;

with amine derivatives, using a suitable base in presence of inert solvent at ambient temperature;

wherein said base is selected from potassium carbonate and sodium hydroxide;

wherein said inert solvent is selected from dichloromethane, dimethylformamide, dimethyl sulfoxide and m-xylene.

**[0033]** The present invention further relates to a pharmaceutical composition comprising a compound of formula (I) and a pharmaceutically acceptable carrier, diluent, excipient or solvate.

**[0034]** In an embodiment the pharmaceutical composition of the invention is in the form of a tablet, capsule, powder, syrup, solution, injectable or suspension, administered in, as a single dose or multiple dose units.

**[0035]** In yet another embodiment of the invention the pharmaceutical composition is useful in the treatment of diseases or disorder of the central nervous system related to or affected by the 5-HT<sub>6</sub> receptor selected from the group comprising motor disorder, anxiety disorder, a cognitive disorder, neurodegenerative disorder, Alzheimer's disease, Huntington's chorea, Gastrointestinal, Cognitive impairment associated with Schizophrenia, Mild cognitive impairment, eating disorders, anxiety, depression, obesity and/or Parkinson's disease.

**[0036]** In still another embodiment of the invention, the compound of formula (I), is used in the manufacture of medi-

cament for treating or preventing diseases or disorder of the central nervous system related to or affected by the 5-HT<sub>6</sub> receptor selected from the group comprising motor disorder, anxiety disorder, a cognitive disorder, neurodegenerative disorder, Alzheimer's disease, Huntington's chorea, Gastrointestinal, cognitive impairment associated with schizophrenia, eating disorders, anxiety, depression, obesity and/or Parkinson's disease.

**[0037]** In a further embodiment of the invention, an agent for the prevention or treatment of disease or disorder of the central nervous system related to or affected by the 5-HT<sub>6</sub> receptor selected from the group comprising motor disorder, anxiety disorder, a cognitive disorder, neurodegenerative disorder, Alzheimer's disease, Huntington's chorea, Gastrointestinal, cognitive impairment associated with schizophrenia, eating disorders, anxiety, depression, obesity and/or Parkinson's disease; comprising as active ingredient a compound of formula (I) is provided.

**[0038]** Specifically, the compounds of this invention are also useful in the treatment of various CNS disorders, hematological disorders, eating disorders, obesity, anxiety, depression, diseases associated with pain, respiratory diseases, gastrointestinal, cardiovascular diseases and cancer.

**[0039]** In another aspect, the invention relates to pharmaceutical compositions containing a therapeutically effective amount of at least one compound of formula (I) or individual stereoisomers, racemic or non-racemic mixture of stereoisomers or pharmaceutically acceptable salts or solvates thereof, in admixture with at least one suitable carrier.

**[0040]** In another aspect, the invention relates to compositions comprising and methods for using compounds of Formula (I).

**[0041]** In still another aspect, the invention relates to the use of a therapeutically effective amount of compound of formula (I) to manufacture a medicament for the treatment or prevention of a disorder involving selective affinity for the 5-HT<sub>6</sub> receptor.

**[0042]** In a further aspect, the invention relates to a compound of formula (I) for the treatment of a disorder of the central nervous system related to or affected by the 5-HT<sub>6</sub> receptor, in a patient in need thereof, wherein the said disorder is selected from the group comprising motor disorder, anxiety disorder, a cognitive disorder, neurodegenerative disorder, Alzheimer's disease, Huntington's chorea, Gastrointestinal, cognitive impairment associated with schizophrenia, eating disorders, anxiety, depression, obesity and/or Parkinson's disease.

**[0043]** In yet another aspect, the invention further relates to the process for preparing compounds of formula (I).

#### Following is the partial list of the compounds belonging to general formula (I):

**[0044]** The compound as claimed in claim 1, which is selected from the group consisting of:

N'-[2-Methoxy-5-(5-methoxy-3-methyl indole-1-sulfonyl) phenyl]-N,N-dimethyl ethane-1,2-diamine;  
 N'-[5-(3-Chloro-5-methoxy indole-1-sulfonyl)-2-methoxy phenyl]-N, N-dimethyl ethane-1,2-diamine;  
 N'-[5-(3-Chloro indole -1-sulfonyl)-2-methoxy phenyl]-N, N-dimethyl methane-1, 2-diamine;  
 N'-[5-(Indole -1-sulfonyl)-2-methoxy phenyl]-N, N-dimethyl ethane-1, 2-diamine;  
 N'-[2-Methoxy-5-(3-methyl indole - 1-sulfonyl) phenyl]-N, N-dimethyl ethane-1, 2-diamine;  
 N'-[5-(5-Methoxy-3-methyl indole-1-sulfonyl)-2-methyl phenyl]-N,N-dimethyl propane-1,3-diamine;  
 N'-[5-(5-Methoxy indole-1-sulfonyl)-2-methyl phenyl]-N,N-dimethyl ethane - 1,2-diamine;  
 N'-[5-(5-Methoxy-3-methyl indole-1-sulfonyl)-2-methyl phenyl]-N,N-dimethyl ethane-1,2-diamine;  
 N'-[5-(5-Methoxy indole-1-sulfonyl)-2-methyl phenyl]-N, N-dimethyl propane-1,3-diamine.  
 N'-[3-(4-Chloro-3-methyl indole-1-sulfonyl) phenyl]-N, N-dimethyl ethane-1,2-diamine;  
 N'-[3-(5-Chloro-3-methyl indole-1-sulfonyl)-2-ethyl phenyl]-N, N-dimethyl ethane-1,2-diamine;  
 N'-[2-Ethyl-5-(5-fluoro-3-methyl indole-1-sulfonyl)-phenyl]-N, N-dimethyl ethane-1,2-diamine;  
 N'-[2-Ethyl-5-(5-fluoro indole-1-sulfonyl) phenyl]-N, N-dimethyl ethane-1,2-diamine;  
 N'-[2-Ethyl-5-(5-chloro indole-1-sulfonyl) phenyl]-N, N-dimethyl ethane-1,2-diamine;  
 N'-[2-Ethyl-5-(5-methoxy-3-methyl indole-1-sulfonyl) phenyl]-N, N-dimethyl ethane-1,2-diamine;  
 N'-[3-(5-Isopropoxy-3-methyl indole-1-sulfonyl) phenyl]-N, N-dimethyl ethane-1,2-diamine;  
 N'-[5-(5-Bromo-3-methyl indole-1-sulfonyl)-2-chloro phenyl]-N, N-dimethyl ethane-1,2-diamine;  
 N'-[3-(5-Ethoxy-3-methyl indole-1-sulfonyl) phenyl]-N,N-dimethyl ethane-1,2-diamine;  
 N'-[5-(5-Bromo-3-methyl indole-1-sulfonyl)-2-ethyl phenyl]-N, N-dimethyl ethane-1,2-diamine;  
 N'-[5-(6-Chloro indole-1-sulfonyl)-2-methyl phenyl]-N, N-dimethyl ethane-1,2-diamine;  
 N'-[3-(5-Bromo indole-1-sulfonyl) phenyl]-N, N-dimethyl ethane-1,2-diamine;  
 N'-[3-(5-Isopropoxy indole-1-sulfonyl) phenyl]-N, N-dimethyl ethane-1,2-diamine;  
 N'-[3-(6-Chloro indole-1-sulfonyl) phenyl]-N, N-dimethyl ethane-1,2-diamine;  
 N'-[5-(5-Bromo indole-1-sulfonyl)-2-ethyl phenyl]-N, N-dimethyl ethane-1,2-diamine;  
 N'-[3-(4-Chloro indole-1-sulfonyl) phenyl]-N, N-dimethyl ethane-1,2-diamine;  
 N'-[2-Ethyl-5-(5-methoxy indole-1-sulfonyl) phenyl]-N, N-dimethyl ethane-1,2-diamine;  
 N'-[3-(5-Methoxy-3-methyl indole-1-sulfonyl) phenyl]-N, N-dimethyl propane-1,3-diamine;



N'-[2-Methoxy-5-(5-Chloro-3-methyl indole-1-sulfonyl) phenyl]-N, N-dimethyl ethane-1,2-diamine;  
 N'-[3-(5-Methoxy-3-methyl indole-1-sulfonyl) phenyl]-N, N-dimethyl ethane-1,2-diamine;  
 N'-[2-Methoxy-5-(5-Chloro-3-methyl indole-1-sulfonyl) phenyl]-N, N-dimethyl propane-1,3-diamine;  
 N'-[2-Methoxy-5-(3-methyl indole-1-sulfonyl) phenyl]-N, N-dimethyl propane-1,3-diamine;  
 5 N'-[2-Methoxy-5-(5-bromo-3-methyl indole-1-sulfonyl) phenyl]-N, N-dimethyl propane-1,3-diamine;  
 N'-[2-Methoxy-5-(5-fluoro-3-methyl indole-1-sulfonyl) phenyl]-N, N-dimethyl propane-1,3-diamine;  
 N'-[2-Methoxy-5-(5-fluoro-3-methyl indole-1-sulfonyl) phenyl]-N, N-dimethyl ethane-1, 2-diamine;  
 N'-[2-Methoxy-5-(5-methoxy-3-methyl indole-1-sulfonyl) phenyl]-N, N-dimethyl propane-1, 3-diamine;  
 N'-[3-(5-Fluoro-3-methyl indole-1-sulfonyl)-5-methoxy phenyl]-N, N-dimethyl methane-1, 2-diamine;  
 10 N'-[3-Chloro-5-(5-ethyl-3-methoxy indole-1-sulfonyl) phenyl]-N, N-dimethyl ethane-1, 2-diamine;  
 N'-[3-(5-Fluoro-3-methoxy indole-1-sulfonyl)-5-methyl phenyl]-N, N-dimethyl ethane-1, 2-diamine;  
 N'-[4-Methoxy-3-(5-methyl indole-1-sulfonyl) phenyl]-N, N-dimethyl ethane-1, 2-diamine;  
 N'-[4-Bromo-3-(5-methoxy indole-1-sulfonyl) phenyl]-N, N-dimethyl ethane-1, 2-diamine;  
 N'-[3-(5-Ethyl-3-methyl indole-1-sulfonyl)-4-methyl phenyl]-N, N-dimethyl ethane-1, 2-diamine and  
 15 N'-[2-Chloro-3-(5-methoxy-2-methyl indole-1-sulfonyl) phenyl]-N, N-dimethyl ethane-1, 2-diamine; the stereoisomer thereof; and the pharmaceutically acceptable salts thereof.

## DETAILED DESCRIPTION OF THE INVENTION

20 **[0045]** Unless otherwise stated, the following terms used in the specification and claims have the meanings given below:

"Halogen" means fluorine, chlorine, bromine or iodine;

"(C<sub>1</sub>-C<sub>3</sub>) alkyl" means straight or branched chain alkyl radicals containing one to three carbon atoms and includes methyl, ethyl, n-propyl and iso-propyl;

25 "(C<sub>1</sub>-C<sub>3</sub>)alkoxy" means straight or branched chain alkyl radicals containing one to three carbon atoms and includes methoxy, ethoxy, propyloxy and iso-propyloxy;

"Halo(C<sub>1</sub>-C<sub>3</sub>)alkyl" means straight or branched chain alkyl radicals containing one to three carbon atoms and includes fluoromethyl, difluoromethyl, trifluoromethyl, trifluoroethyl, fluoroethyl, difluoroethyl and the like;

30 "Halo(C<sub>1</sub>-C<sub>3</sub>)alkoxy" means straight or branched chain alkyl radicals containing one to three carbon atoms and includes fluoromethoxy, difluoromethoxy, trifluoromethoxy, trifluoroethoxy, fluoroethoxy, difluoroethoxy and the like;

"Cyclo(C<sub>3</sub>-C<sub>6</sub>)alkyl" means cyclic or branched cyclic alkyl radicals containing three to six carbon atoms and includes cyclopropyl, cyclobutyl, cyclopentyl, cyclopropylmethyl, cyclo(C<sub>3</sub>-C<sub>6</sub>)alkyl methyl or cyclohexyl, which may be substituted or unsubstituted and optionally the substituents may be selected from halogen, (C<sub>1</sub>-C<sub>3</sub>)alkyl or (C<sub>1</sub>-C<sub>3</sub>)alkoxy;

35 "Cyclo(C<sub>3</sub>-C<sub>6</sub>)alkoxy" means cyclic or branched cyclic alkyl radicals containing three to six carbon atoms and includes cyclopropyloxy, cyclobutyloxy, cyclopentyloxy, cyclopropylmethoxy or cyclohexyloxy.

40 **[0046]** The term "schizophrenia" means schizophrenia, schizophreniform, disorder, schizoaffective disorder and psychotic disorder wherein the term "psychotic" refers to delusions, prominent hallucinations, disorganized speech or disorganized or catatonic behavior. See Diagnostic and Statistical Manual of Mental Disorder, fourth edition, American Psychiatric Association, Washington, D.C.

**[0047]** The phrase "pharmaceutically acceptable" indicates that the substance or composition must be compatible chemically and/or toxicologically, with the other ingredients comprising a formulation, the mammal being treated therewith.

45 **[0048]** "Therapeutically effective amount" is defined as 'an amount of a compound of the present invention that (i) treats or prevents the particular disease, condition or disorder (ii) attenuates, ameliorates or eliminates one or more symptoms of the particular disease, condition or disorder (iii) prevents or delays the onset of one or more symptoms of the particular disease, condition, or disorder described herein'.

**[0049]** The terms "treating", "treat" or "treatment" embrace all the meanings such as preventative, prophylactic and palliative.

50 **[0050]** The term "stereoisomers" is a general term for all isomers of the individual molecules that differ only in the orientation of their atoms in space. It includes mirror image isomers (enantiomers), geometric (cis-trans) isomers and isomers of compounds with more than one chiral centre that are not mirror images of one another (diastereomers).

**[0051]** Certain compounds of formula (I) are capable of existing in stereoisomeric forms (e. g. diastereomers and enantiomers) and the invention extends to each of these stereoisomeric forms and to mixtures thereof including racemates. The different stereoisomeric forms may be separated from one another by the usual methods or any given isomer may be obtained by stereospecific or asymmetric synthesis. The invention also extends to tautomeric forms and mixtures thereof.

**[0052]** The stereoisomers as a rule are generally obtained as racemates that can be separated into the optically active isomers in a manner known per se. In the case of the compounds of general formula (I) having an asymmetric carbon

atom the present invention relates to the D-form, the L-form and D,L- mixtures and in the case of a number of asymmetric carbon atoms, the diastereomeric forms and the invention extends to each of these stereo isomeric forms and to mixtures thereof including racemates. Those compounds of general formula (I) which have an asymmetric carbon and as a rule are obtained as racemates can be separated one from the other by the usual methods, or any given isomer may be obtained by stereo specific or asymmetric synthesis. However, it is also possible to employ an optically active compound from the start, a correspondingly optically active enantiomeric or diastereomeric compound then being obtained as the final compound.

**[0053]** The stereoisomers of compounds of general formula (I) may be prepared by one or more ways presented below:

- i) One or more of the reagents may be used in their optically active form.
- ii) Optically pure catalyst or chiral ligands along with metal catalyst may be employed in the reduction process. The metal catalyst may be Rhodium, Ruthenium, Iridium and the like. The chiral ligands may preferably be chiral phosphines (Principles of Asymmetric synthesis, J. E. Baldwin Ed., Tetrahedron series, 14, 311-316).
- iii) The mixture of stereoisomers may be resolved by conventional methods such as forming diastereomeric salts with chiral acids or chiral amines, or chiral amino alcohols, chiral amino acids. The resulting mixture of diastereomers may then be separated by methods such as fractional crystallization, chromatography and the like, which is followed by an additional step of isolating the optically active product by hydrolyzing the derivative (Jacques et. al., "Enantiomers, Racemates and Resolution", Wiley Interscience, 1981).
- iv) The mixture of stereoisomers may be resolved by conventional methods such as microbial resolution, resolving the diastereomeric salts formed with chiral acids or chiral bases.

**[0054]** Chiral acids that can be employed may be tartaric acid, mandelic acid, lactic acid, camphorsulfonic acid, amino acids and the like. Chiral bases that can be employed may be cinchona alkaloids, brucine or a basic amino acid such as lysine, arginine and the like. In the case of the compounds of general formula (I) containing geometric isomerism the present invention relates to all of these geometric isomers.

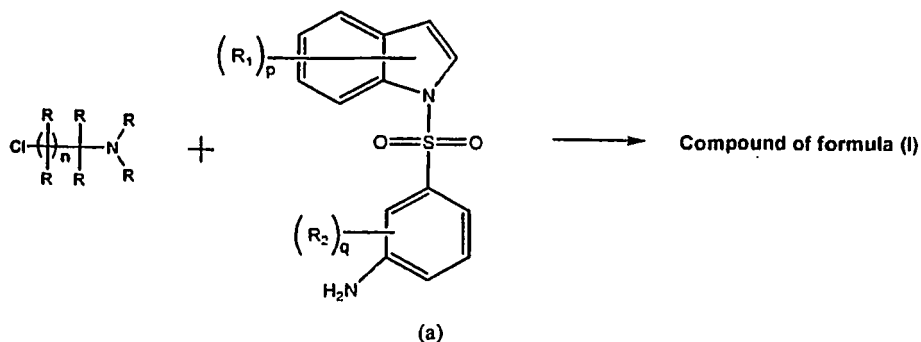
**[0055]** Suitable pharmaceutically acceptable salts will be apparent to those skilled in the art and include those described in J. Pharm. Sci., 1977, 66, 1-19, such as acid addition salts formed with inorganic acids e. g. hydrochloric, hydrobromic, sulfuric, nitric or phosphoric acid; and organic acids e. g. succinic, maleic, acetic, fumaric, citric, tartaric, benzoic, p-toluenesulfonic, methanesulfonic or naphthalenesulfonic acid. The present invention includes, within its scope, all possible stoichiometric and non-stoichiometric forms.

**[0056]** The pharmaceutically acceptable salts forming a part of this invention may be prepared by treating the compound of formula (I) with 1-6 equivalents of a base such as sodium hydride, sodium methoxide, sodium ethoxide, sodium hydroxide, potassium t-butoxide, calcium hydroxide, calcium acetate, calcium chloride, magnesium hydroxide, magnesium chloride and the like. Solvents such as water, acetone, ether, THF, methanol, ethanol, t-butanol, dioxane, isopropanol, isopropyl ether or mixtures thereof may be used.

**[0057]** In addition to pharmaceutically acceptable salts, other salts are included in the invention. They may serve as intermediates in the purification of the compounds, in the preparation of other salts or in the identification and characterization of the compounds or intermediates.

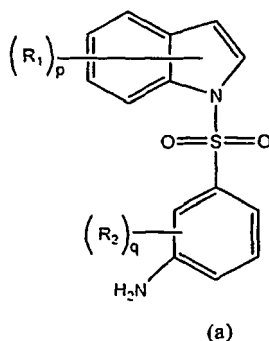
**[0058]** The compounds of formula (I) may be prepared in crystalline or non-crystalline form, and, if crystalline, may optionally be solvated, eg. as the hydrate. This invention includes within its scope stoichiometric solvates (example: hydrates) as well as compounds containing variable amounts of solvent (example: water).

**[0059]** The present invention also provides a process for the preparation of a compound of formula (I) or a pharmaceutically acceptable salt thereof, which comprises of the following route, wherein the key intermediate is synthesized as described in preparation 2.



**Scheme - I**

**[0060]** The process of this invention includes contacting a compound of the following formula (a),



with amine derivatives, in presence of inert solvent at ambient temperature to obtain a compound of formula (I), wherein all substitutions are described as earlier.

**[0061]** The above reaction is preferably carried out in a solvent such as tetrahydrofuran (THF), toluene, ethyl acetate, water, dimethylformamide (DMF), dimethyl sulfoxide (DMSO), dimethyl ether (DME), alcohols such as methanol, ethanol, n-propanol, n-butanol, tert-butanol and aromatic hydrocarbons such as toluene, o-, m-, p-xylene and the like or a mixture thereof and preferably using DMF and m-xylene. The inert atmosphere may be maintained by using inert gases such as N<sub>2</sub>, Ar or He. The reaction may be affected in the presence of a base such as potassium carbonate, sodium bicarbonate, sodium hydride and alkali metal hydroxides and alkaline earth metal hydroxides, such as lithium hydroxide, sodium hydroxide, potassium hydroxide and calcium hydroxide or mixtures thereof. The reaction can also be conducted in the absence of a base. The reaction temperature may range from 30 °C to 160 °C based on the choice of solvent and preferably at a temperature in the range from 30 °C to 100 °C. The duration of the reaction may range from 1 to 24 hours, preferably from a period of 8 to 14 hours.

**[0062]** Compounds obtained by the above method of preparation of the present invention can be transformed into another compound of this invention by further chemical modifications using well-known reactions such as oxidation, reduction, protection, deprotection, rearrangement reaction, halogenation, hydroxylation, alkylation, alkylthiolation, demethylation, O-alkylation, O-acylation, N-alkylation, N-alkenylation, N-acylation, N-cyanation, N-sulfonylation, coupling reaction using transition metals and the like.

**[0063]** If necessary, any one or more than one of the following steps can be carried out,

- i) Converting a compound of the formula (I) into another compound of the formula (I)
- ii) Removing any protecting groups or
- iii) Forming a pharmaceutically acceptable salt, solvate or a prodrug thereof.

**[0064]** Process (i) may be performed using conventional interconversion procedures such as epimerisation, oxidation, reduction, alkylation, nucleophilic or electrophilic aromatic substitution and ester hydrolysis or amide bond formation.

**[0065]** In process (ii) examples of protecting groups and the means for their removal can be found in T. W. Greene 'Protective Groups in Organic Synthesis' (J. Wiley and Sons, 1991). *Suitable amine protecting groups include sulphonyl (e.g. tosyl), acyl (e.g. acetyl, 2', 2', 3'-trichloroethoxycarbonyl, benzyloxycarbonyl or t-butoxycarbonyl) and arylalkyl (e.g. benzyl), which may be removed by hydrolysis (e. g. using an acid such as hydrochloric or trifluoroacetic acid) or reductively (e. g. hydrogenolysis of a benzyl group or reductive removal of a 2', 2', 2'-trichloroethoxycarbonyl group using zinc in acetic acid) as appropriate. Other suitable amine protecting groups include trifluoroacetyl, which may be removed by base catalysed hydrolysis or a solid phase resin bound benzyl group, such as a Merrifield resin bound 2,6-dimethoxybenzyl group (Ellman linker), which may be removed by acid catalyzed hydrolysis, for example with trifluoroacetic acid.*

**[0066]** In process (iii) halogenation, hydroxylation, alkylation and/or pharmaceutically acceptable salts may be prepared conventionally by reaction with the appropriate acid or acid derivative as described earlier in detail.

**[0067]** In order to use the compounds of formula (I) in therapy, they will normally be formulated into a pharmaceutical composition in accordance with standard pharmaceutical practice.

**[0068]** The pharmaceutical compositions of the present invention may be formulated in a conventional manner using one or more pharmaceutically acceptable carriers. Thus, the active compounds of the invention may be formulated for oral, buccal, intranasal, parenteral (e.g., intravenous, intramuscular or subcutaneous) or rectal administration or a form suitable for administration by inhalation or insufflation.

**[0069]** For oral administration, the pharmaceutical compositions may take the form of, for example, tablets or capsules prepared by conventional means with pharmaceutically acceptable excipients such as binding agents (e.g., pregelatinised maize starch, polyvinylpyrrolidone or hydroxypropyl methylcellulose); fillers (e.g., lactose, microcrystalline cellulose or calcium phosphate); lubricants (e.g., magnesium stearate, talc or silica); disintegrants (e.g., potato starch or sodium starch glycolate) or wetting agents (e.g., sodium lauryl sulphate). The tablets may be coated by methods well known in the art. Liquid preparations for oral administration may take the form of, for example, solutions, syrups or suspensions or they may be presented as a dry product for constitution with water or other suitable vehicle before use. Such liquid preparations may be prepared by conventional means with pharmaceutically acceptable additives such as suspending agents (e.g., sorbitol syrup, methyl cellulose or hydrogenated edible fats); emulsifying agents (e.g., lecithin or acacia); nonaqueous vehicles (e.g., almond oil, oily esters or ethyl alcohol) and preservatives (e.g., methyl or propyl p-hydroxybenzoates or sorbic acid).

**[0070]** For buccal administration, the composition may take the form of tablets or lozenges formulated in conventional manner.

**[0071]** The active compounds of the invention may be formulated for parenteral administration by injection, including using conventional catheterization techniques or infusion. Formulations for injection may be presented in unit dosage form, e.g., in ampoules or in multi-dose containers, with an added preservative. The compositions may take such forms as suspensions, solutions or emulsions in oily or aqueous vehicles and may contain formulating agents such as suspending, stabilizing and/or dispersing agents. Alternatively, the active ingredient may be in powder form for reconstitution with a suitable vehicle, e.g., sterile pyrogen-free water, before use.

**[0072]** The active compounds of the invention may also be formulated in rectal compositions such as suppositories or retention enemas, e.g., containing conventional suppository bases such as cocoa butter or other glycerides.

**[0073]** For intranasal administration or administration by inhalation, the active compounds of the invention are conveniently delivered in the form of an aerosol spray from a pressurized container or a nebulizer or from a capsule using an inhaler or insufflator. In the case of a pressurized aerosol, a suitable propellant, e.g., dichlorodifluoromethane, trichlorofluoromethane, dichlorotetrafluoroethane, carbon dioxide or other suitable gas and the dosage unit may be determined by providing a valve to deliver a metered amount. The medicament for pressurized container or nebulizer may contain a solution or suspension of the active compound while for a capsule; it preferably should be in the form of powder. Capsules and cartridges (made, for example, from gelatin) for use in an inhaler or insufflator may be formulated containing a powder mix of a compound of the invention and a suitable powder base such as lactose or starch.

**[0074]** Aerosol formulations for treatment of the conditions referred to above (e.g., migraine) in the average adult human are preferably arranged so that each metered dose or "puff" of aerosol contains 20 µg to 1000 µg of the compound of the invention. The overall daily dose with an aerosol will be within the range 100 µg to 10 mg. Administration may be several times daily, for example 2, 3, 4 or 8 times, giving for example, 1, 2 or 3 doses each time.

**[0075]** An effective amount of a compound of general formula (I) or their derivatives as defined above can be used to produce a medicament, along with conventional pharmaceutical auxiliaries, carriers and additives.

**[0076]** Such therapy includes multiple choices: for example, administering two compatible compounds simultaneously in a single dose form or administering each compound individually in a separate dosage or if required at same time interval or separately in order to maximize the beneficial effect or minimize the potential side-effects of the drugs according to the known principles of pharmacology.

**[0077]** The dose of the active compounds can vary depending on factors such as the route of administration, age and weight of patient, nature and severity of the disease to be treated and similar factors. Therefore, any reference herein to a pharmacologically effective amount of the compounds of general formula (I) refers to the aforementioned factors. A proposed dose of the active compounds of this invention, for either oral, parenteral, nasal or buccal administration, to an average adult human, for the treatment of the conditions referred to above, is 0.1 to 200 mg of the active ingredient per unit dose which could be administered, for example, 1 to 4 times per day.

**[0078]** Commercial reagents were utilized without further purification. Room temperature refers to 25 - 30 °C. IR were taken using KBr and in solid state. Unless otherwise stated, all mass spectra were carried out using ESI conditions. <sup>1</sup>H-NMR spectra were recorded at 400 MHz on a Bruker instrument. Deuterated chloroform (99.8 % D) was used as solvent. TMS was used as internal reference standard. Chemical shift values are expressed in parts per million (δ) values. The following abbreviations are used for the multiplicity for the NMR signals: s=singlet, bs=broad singlet, d=doublet, t=triplet, q=quartet, quint=quintet, h=heptet, dd=double doublet, dt=double triplet, tt=triplet of triplets, m=multiplet. Chromatography refers to column chromatography performed using 100 - 200 mesh silica gel and executed under nitrogen pressure (flash chromatography) conditions.

## EXAMPLES

**[0079]** The novel compounds of the present invention were prepared according to the following procedures, using appropriate materials and are further exemplified by the following specific examples. The most preferred compounds of

the invention are any or all of those specifically set forth in these examples. These compounds are not, however, to be construed as forming the only genus that is considered as the invention, and any combination of the compounds or their moieties may itself form a genus. The following examples further illustrate details for the preparation of the compounds of the present invention. Those skilled in the art will readily understand that known variations of the conditions and process of the following preparative procedures can be used to prepare these compounds.

#### Preparation 1: 1-(3-Acetamido-4-methoxy benzenesulfonyl)-5-methoxy-3-methyl-1H-indole

**[0080]** Sodium hydride (2.15 grams, 49.3 mmol) was taken into a 250 mL three-necked round bottom flask containing tetrahydrofuran (50 mL) under nitrogen atmosphere. Added a solution of 5-methoxy-3-methyl indole solution (5.3 grams, 32.9 mmol) in tetrahydrofuran (25 mL) to the above mixture at 25 °C, over a period of 15 minutes. The above reaction mass was stirred further for a period of 1 hour and mass was cooled to 0 °C and a solution of 3-acetamido-4-methoxy benzenesulfonyl chloride (13.01 grams, 49.3 mmol) in tetrahydrofuran (65 mL) was added through a dropping funnel over a period of 20 minutes. This mass was allowed to cool to room temperature and stirred over night (~ 24 hours). The progress of the reaction was monitored by thin layer chromatography. After completion of the reaction it was quenched into ice water (100 mL) under stirring and extracted the product with ethylacetate (2 x 250 mL). Organic phase was washed with brine solution, dried over anhydrous sodium sulphate and concentrated under reduced pressure to obtain thick syrupy mass, which was used as such for the next step without purification.

Mass (m/z): 389.4 (M+H)<sup>+</sup>;

#### Preparation 2: 1-(3-Amino-4-methoxybenzenesulfonyl)-5-methoxy-3-methyl-1H-indole

**[0081]** 1-(3'-Acetamido-4'-methoxybenzenesulfonyl)-5-methoxy-3-methyl-1H-indole (10 grams, 25.7 mmol) (obtained from preparation 1) was taken into a 250 mL of three necked round bottom flask containing ethanol (100 mL) and stirred the mass to obtain a clear solution. Aqueous hydrochloric acid (10 mL, 33%) was added to this clear solution and heated the mass at reflux temperature for a period of two hours. The progress of the reaction was monitored by thin layer chromatography. After completion of the reaction, the reaction mass was concentrated under vacuum and the residual mass was quenched into chilled water (100 mL). The pH was adjusted to 9.0 to 10.0 with dilute sodium hydroxide solution. The product was extracted with dichloro methane (2 x 100 mL). Organic phase was washed with brine solution, dried over anhydrous sodium sulphate and concentrated the mass under reduced pressure to obtain crude compound. The obtained technical product was purified by column chromatography using silica gel (100 - 200 mesh), the eluent system being ethyl acetate and n-hexane (2:8) to obtain 1.0 gram of the title product.

IR (cm<sup>-1</sup>): 3487, 3385, 1616, 1514, 1336, 1226, 1157, 624;

<sup>1</sup>H-NMR (ppm): 2.19 (3H, s), 3.81 (3H, s), 3.82 (3H, s), 3.92 (2H, bs), 6.68 - 6.70 (1H, d, J = 8.52 Hz), 6.85 - 6.86 (1H, d, J = 2.44 Hz), 6.88 - 6.91 (1H, dd, J = 8.92, 2.52 Hz), 7.05 - 7.06 (1H, d, J = 2.32 Hz), 7.23 - 7.26 (2H, m), 7.83 - 7.85 (1H, d, J = 8.92 Hz);

Mass (m/z): 347.1 (M+H)<sup>+</sup>;

#### Example 1: N'-[2-Methoxy-5-(5-methoxy-3-methyl indole-1-sulfonyl) phenyl]-N,N-dimethyl ethane-1,2-diamine

**[0082]** 1-(3'-Amino-4'-methoxy benzenesulfonyl)-5-methoxy-3-methyl-1H-indole (600 mg, 1.7 mmol) (obtained from preparation 2) was taken into a 25 mL two necked round bottom flask containing DMF (3 mL) and m-Xylene (3 mL). Added 2-dimethylamino ethyl chloride hydrochloride (490 mg, 3.4 mmol) and heated at 135 °C - 138 °C for a period of 10 hours and the progress of the reaction was monitored by thin layer chromatography. After completion of the reaction, the reaction mass was cooled to room temperature, quenched into chilled water (25 mL) and pH adjusted to 9.0 to 10.0 with 40 % aqueous sodium hydroxide solution. The product was extracted with dichloromethane (2 x 50 mL). The organic layer was washed with brine solution, dried over anhydrous sodium sulphate and concentrated under reduced pressure to obtain crude compound. The obtained technical product was purified by column chromatography, eluent being ethylacetate and triethylamine (99:1).

IR (cm<sup>-1</sup>): 3404, 1597, 1359, 1166;

<sup>1</sup>H-NMR (ppm): 2.2 (3H, s), 2.29 (6H, s), 2.58 - 2.61 (2H, t, J = 5.92 Hz), 3.14 - 3.16 (2H, t, J = 5.96 Hz), 3.80 (3H, s), 3.82 (3H, s), 4.8 (1H, bs), 6.62 - 6.64 (1H, d, J = 8.45 Hz), 6.84 - 6.85 (1H, d, J = 2.42 Hz), 6.86 (1H, d, J = 2.27 Hz), 6.88 - 6.90 (1H, dd, J = 8.93, 2.49 Hz), 7.15 - 7.17 (1H, dd, J = 8.39, 2.27 Hz), 7.24 (1H, s), 7.86 - 7.88 (1H, d, J = 8.93 Hz);

Mass (m/z): 418.5 (M+H)<sup>+</sup>;

#### Examples 2-35:

**[0083]** The compounds of Examples 2-35 were prepared by following the procedure as described in Example 1, with

some non-critical variations

Example Number	Compound	Characterization data
2.	N'-[5-(3-Chloro-5-methoxy indole-1-methoxy indole-1-sulfonyl)-2-methoxy phenyl]-N, N-dimethyl Hz), phenyl]-N,N-dimethyl ethane-1, 2-diamine.	IR (cm <sup>-1</sup> ): 3415, 1597, 1367, 1166; <sup>1</sup> H-NMR (ppm): 2.29 (6H, s), 2.59 - 2.62 (2H, t, J = 5.92 Hz), 3.15 - 3.18 (2H, t, J = 5.96 Hz), 3.82 (3H, s), 3.83 (3H, s), 4.91 (1H, bs), 6.66 - 6.68 (1H, d, J = 8.45 Hz), 6.84 (1H, d, J = 2.14 Hz), 6.92 - 6.93 (1H, d, J = 2.29 Hz), 6.94-6.97 (1H, dd, J = 8.98, 2.44 Hz), 7.19-7.22 (1H, dd, J = 8.4, 2.2 Hz), 7.51 (1H, s), 7.88 - 7.9 (1H, d, J = 8.96 Hz); Mass (m/z): 438.3 (M+H) <sup>+</sup> .
3.	N'-[5-(3-Chloro indole-1-sulfonyl)-2-methoxy phenyl]-N, N-dimethyl ethane-1, 2-diamine	IR (cm <sup>-1</sup> ): 3388, 1597, 1367, 1168; <sup>1</sup> H-NMR (ppm): 2.35 (6H, s), 2.66 - 2.69 (2H, t, J = 5.96 Hz), 3.21-3.24 (2H, t, J=6.02 Hz), 3.82 (3H, s), 4.98 (1H, bs), 6.67 - 6.69 (1H, d, J = 8.47 Hz), 6.86 (1H, d, J = 2.26 Hz), 7.23 - 7.25 (1H, dd, J = 6.24, 2.29 Hz), 7.27-7.31 (1H, dd, J = 8.05, 0.87 Hz), 7.34 - 7.38 (1H, dt, J = 8.28, 1.1 Hz), 7.53 - 7.55 (1H, dd, J = 7.87 Hz), 7.56 (1H, s), 8.0 - 8.02 (1H, d, J = 7.62 Hz); Mass (m/z): 408.2 (M+H) <sup>+</sup> .
4.	N'-[5-(Indole -1-sulfonyl)-2-methoxy phenyl]-N,N-dimethyl ethane-1,2-diamine	IR(cm <sup>-1</sup> ): 3392, 1597, 1361, 1168; <sup>1</sup> H-NMR (ppm): 2.37 (6H, s), 2.68 - 2.71 (2H, t, J = 5.96 Hz), 3.21 - 3.24 (2H, t, J = 6.04 Hz), 3.81 (3H, s), 5.05 (1H, bs), 6.62 - 6.63 (1H, d, J = 3.6 Hz), 6.66 - 6.68 (1H, d, J = 8.44 Hz), 6.89 - 6.9 (1H, d, J = 2.25 Hz), 7.18 - 7.23 (1H, dt), 7.24 - 7.25 (1H, d), 7.29 - 7.31 (1H, dd, J = 8.19, 0.96 Hz), 7.51 - 7.53 (1H, d, J = 7.76 Hz), 7.56 - 7.57 (1H, d, J = 3.64 Hz), 7.99 - 8.01 (1H, d, J=8.16 Hz); Mass (m/z): 374.1 (M+H) <sup>+</sup> .
5.	N'-[2-Methoxy-5-(3-methyl indole-1-sulfonyl) phenyl]-N,N-dimethyl ethane-1,2-diamine.	IR (cm <sup>-1</sup> ): 3396, 1597, 1361, 1166; <sup>1</sup> H-NMR (ppm): 2.2 (3H, s), 2.29 (6H, s), 2.59 - 2.62 (2H, t, J = 5.92 Hz), 3.15 - 3.18 (2H, t, J = 5.96 Hz), 3.80 (3H, s), 4.86 (1H, bs), 6.65 - 6.67 (1H, d, J = 8.44 Hz), 6.90 (1H, d, J = 2.26 Hz), 7.20 (1H, d, J = 2.24 Hz), 7.22- 7.23 (1H, m), 7.27 - 7.31 (2H, m), 7.43 - 7.45 (1H, d, J = 7.61 Hz), 7.98 - 8.0 (1H, d, J = 8.24 Hz); Mass (m/z): 388.2 (M+H) <sup>+</sup> .
6	N'-[5-(5-Methoxy-3-methyl indole-1-sulfonyl)-2-methyl phenyl]-N,N-dimethyl propane-1,3-diamine	Melting Range: 122.3 -125.3 °C; IR (cm <sup>-1</sup> ): 3221, 1595, 1355, 1166; <sup>1</sup> H-NMR (ppm): 1.77-1.83 (2H, m), 2.02 (3H, s), 2.19 (3H, s), 2.25 (6H, s), 2.44 - 2.47 (2H, t, J = 6.0 Hz), 3.14 - 3.17 (2H, t, J = 6.0 Hz), 3.82 (3H, s), 5.29 (1H, bs), 6.85 (1H, d, J = 2.44 Hz), 6.87-6.89 (1H, dd, J = 6.98, 2.51 Hz), 6.90 -6.91 (1H, d, J = 2.51 Hz), 6.97 - 6.99 (1H, d, J = 7.85 Hz), 7.01- 7.04 (1H, dd, J = 7.78, 1.81 Hz), 7.26 (1H, s), 7.87 - 7.89 (1H, d, J = 8.92 Hz); Mass (m/z): 416.6 (M+H) <sup>+</sup> .

(continued)

Example Number	Compound	Characterization data
7.	N'-[5-(5-Methoxy indole-1-sulfonyl)-2-methyl phenyl]-N,N-dimethyl ethane -1,2-diamine	Melting Range: 99.7 - 101.2 °C; IR (cm <sup>-1</sup> ): 3336, 1604, 1350, 1138; (6H, s), 2.57 - 2.60 <sup>1</sup> H-NMR (ppm): 2.08 (3H, s), 2.25 (6H, s), 2.57 - 2.60 (2H, t, J = 6.0 Hz), 3.10 - 3.13 (2H, t, J = 5.72 Hz), 3.80 (3H, s), 4.53 (1H, bs), 6.55 - 6.56 (1H, d, J = 3.55 Hz), 6.89 (1H, dd, J = 2.52 Hz), 6.90 - 6.92 (1H, dd, J = 2.74 Hz), 6.95 - 6.96 (1H, d, J = 2.45 Hz), 7.01 - 7.03 (1H, d, J = 7.89 Hz), 7.07 - 7.10 (1H, dd, J = 7.78, 1.87 Hz), 7.51 - 7.52 (1H, d, J = 3.62 Hz), 7.88 - 7.90 (1H, d, J = 9.0 Hz); Mass (m/z): 388.4 (M+H) <sup>+</sup> .
8.	N'-5-(5-Methoxy-3-methyl indole-1-sulfonyl)-2-methyl phenyl]-N,N-dimethyl ethane-1,2-diamine	IR (cm <sup>-1</sup> ): 3390, 1598, 1363, 1168; <sup>1</sup> H-NMR (ppm): 2.07 (3H, s), 2.19-2.20 (3H, s), 2.23 (6H, s), 2.55 - 2.58 (2H, t, J = 6.0 Hz), 3.10 (2H, t), 3.82 (3H, s), 4.48 (1H, bs), 6.85 - 6.86 (1H, d, J = 2.43 Hz), 6.88 - 6.91 (2H, m), 6.99-7.01 (1H, d, J = 7.98 Hz), 7.05 - 7.07 (1H, dd, J = 7.78, 1.84 Hz), 7.26 (1H, s), 7.87 - 7.89 (1H, d, J = 8.94 Hz); Mass (m/z): 402.4 (M+H) <sup>+</sup> .
9.	N'-[5-(5-Methoxy indole-1-sulfonyl)-2-methyl phenyl]-N,N-dimethyl propane-1,3-diamine.	Melting Range: 139.5-141 °C; IR (cm <sup>-1</sup> ): 3226, 1602, 1355, 1139; <sup>1</sup> H-NMR (ppm): 1.77 - 1.83 (2H, m), 2.02 (3H, s), 2.25 (6H, s), 2.43 - 2.46 (2H, t, J = 6.0 Hz), 3.14-3.17 (2H, t, J = 6.0 Hz), 3.80 (3H, s), 5.80 (1H, bs), 6.54 - 6.55 (1H, d, J = 3.54 Hz), 6.86 - 6.87 (1H, d, J = 1.8 Hz), 6.88 - 6.91 (1H, dd, J = 9.0, 2.52 Hz), 6.95 - 6.96 (1H, d, J = 2.46 Hz), 6.99 - 7.01 (1H, d, J = 7.88 Hz), 7.04 - 7.06 (1H, dd, J = 7.77, 1.86 Hz), 7.51 - 7.52 (1H, d, J = 3.62 Hz), 7.87 - 7.90 (1H, d, J = 8.98 Hz); Mass (m/z): 402.4 (M+H) <sup>+</sup> .
10.	N'-[3-(4-Chloro-3-methyl indole-1-sulfonyl) phenyl]-N,N-dimethyl ethane-1,2-diamine	IR (cm <sup>-1</sup> ): 3390, 1600, 1367, 1174; <sup>1</sup> H-NMR (ppm): 2.24 (6H, s), 2.46 (3H, s), 2.53 - 2.55 (2H, t, J = 5.64 Hz), 3.06 - 3.10 (2H, t, J = 5.63 Hz), 4.71 (1H, bs), 6.72 (1H, m), 6.97 - 6.98 (1H, dt, J = 2.1 Hz), 7.08-7.11 (1H, m), 7.13-7.19 (3H, m), 7.30 (1H, d, J = 1.22 Hz), 7.86 - 7.89 (1H, dd, J = 9.17, 2.53); Mass (m/z): 392.3 (M+H) <sup>+</sup> .
11.	N'-[3-(5-Chloro-3-methyl indole-1-sulfonyl)-2-ethyl phenyl]-N,N-dimethyl ethane-1,2-diamine 7.04-7.06	IR (cm <sup>-1</sup> ): 3390, 1597, 1367, 1168; <sup>1</sup> H-NMR (ppm): 1.16-1.19 (3H, t, J = 7.48 Hz), 2.20 (3H, s), 2.23 (6H, s), 2.39 - 2.44 (2H, q, J = 7.48 Hz), 2.55 - 2.57 (2H, t, J = 5.66 Hz), 3.07 - 3.11 (2H, q, J = 5.14 Hz), 5.3 (1H, bs), 6.91 - 6.92 (1H, d, J = 1.86 Hz), 7.04 - 7.06 (1H, d, J = 7.91 Hz), 7.09 - 7.12 (1H, dd, J = 7.9, 1.9 Hz), 7.23 - 7.24 (1H, d, J = 2.06 Hz), 7.32 (1H, d, J = 1.14 Hz), 7.40 - 7.41 (1H, d, J = 1.98 Hz), 7.91 - 7.93 (1H, d, J = 8.82 Hz); Mass (m/z): 420.2, 422.2 (M+H) <sup>+</sup> .

(continued)

Example Number	Compound	Characterization data
12.	N'-[2-Ethyl-5-(5-fluoro-3-methyl indole-1-sulfonyl) phenyl]-N,N-dimethyl ethane-1,2-diamine	Melting Range: 105.4 - 108.2 °C; IR (cm <sup>-1</sup> ): 3404, 1595, 1359, 1178; <sup>1</sup> H-NMR (ppm): 1.16 - 1.19 (3H, t, J = 7.45 Hz), 2.19 - 2.20 (3H, s), 2.22 (6H, s), 2.39 - 2.44 (2H, q, J = 7.49 Hz), 2.54 - 2.57 (2H, t, J = 5.67 Hz), 3.06 - 3.10 (2H, q, J = 4.89 Hz), 4.64 (1H, bs), 6.92 (1H, d, J = 1.85 Hz), 7.01 - 7.12 (4H, m), 7.33 (1H, d, J = 0.92 Hz), 7.92 - 7.95 (1H, dd, J = 4.38 Hz); Mass (m/z): 404.4 (M+H) <sup>+</sup>
13.	N'-[2-Ethyl-5-(5-fluoro indole-1-sulfonyl) phenyl]-N,N-dimethyl ethane-1,2-diamine	IR (cm <sup>-1</sup> ): 3412, 1595, 1367, 1168; <sup>1</sup> H-NMR (ppm): 1.16 - 1.2 (3H, t, J = 7.45 Hz), 2.22 (6H, s), 2.39 - 2.45 (2H, q, J = 7.48 Hz), 2.54 - 2.57 (2H, t, J = 5.67 Hz), 3.06 - 3.10 (2H, q, J = 5.08 Hz), 4.66 (1H, bs), 6.58 - 6.59 (1H, dd, J = 3.6 Hz), 6.91 - 6.92 (1H, d, J = 1.90 Hz), 6.99 - 7.04 (1H, dt, J = 9.0, 2.54 Hz), 7.05 - 7.07 (1H, d, J = 7.92 Hz), 7.12 - 7.18 (2H, m), 7.59 - 7.60 (1H, d, J = 3.64 Hz), 7.93 - 7.96 (1H, dd, J = 4.40 Hz); Mass (m/z): 390.2 (M+H) <sup>+</sup>
14.	N'-[2-Ethyl-5-(5-chloro indole-1-sulfonyl) phenyl]-N,N-dimethyl ethane-1,2-diamine	IR (cm <sup>-1</sup> ): 3390, 1597, 1369, 1168; <sup>1</sup> H-NMR (ppm): 1.16 - 1.2 (3H, t, J = 7.45 Hz), 2.22 (6H, s), 2.39 - 2.45 (2H, q, J = 7.49 Hz), 2.55 - 2.57 (2H, t, J = 5.67 Hz), 3.06 - 3.10 (2H, q, J = 5.08 Hz), 4.67 (1H, bs), 6.56 - 6.57 (1H, d, J = 3.69 Hz), 6.91 (1H, d, J = 1.89 Hz), 7.05 - 7.07 (1H, d, J = 7.90 Hz), 7.12 - 7.15 (1H, dd, J = 7.9, 1.96 Hz), 7.23 - 7.24 (1H, d, J = 2.04 Hz), 7.49 - 7.52 (1H, dd, J = 9.89, 1.99 Hz), 7.58 - 7.59 (1H, d, J = 3.66 Hz), 7.92 - 7.94 (1H, d, J = 8.8 Hz); Mass (m/z): 406.3, 408.3 (M+H) <sup>+</sup> .
15.	N'-[2-Ethyl-5-(5-methoxy-3-methyl indole-1-sulfonyl)phenyl]-N,N-dimethyl ethane-1,2-diamine	IR (cm <sup>-1</sup> ): 2964, 1597, 1363, 1168; <sup>1</sup> H-NMR (ppm): 1.15 - 1.19 (3H, t, J = 7.48 Hz), 2.2 (3H, s), 2.22 (6H, s), 2.37 - 2.43 (2H, q, J = 7.48 Hz), 2.53 - 2.56 (2H, t, J = 5.68 Hz), 3.06 - 3.10 (2H, q, J = 5.08 Hz), 3.82 (3H, s), 4.60 (1H, bs), 6.86 (1H, d, J = 2.38 Hz), 6.89 - 6.92 (1H, dd, J = 2.47 Hz), 6.92 - 6.93 (1H, d, J = 1.72 Hz), 7.02 - 7.03 (1H, d, J = 7.94 Hz), 7.09 - 7.11 (1H, dd, J = 7.84, 1.80 Hz), 7.27 (1H, s), 7.88 - 7.90 (1H, d, J = 8.9 Hz); Mass (m/z): 416.4 (M+H) <sup>+</sup> .
16.	N'-[3-(5-isopropoxy-3-methyl indole-1-sulfonyl) phenyl]-N,N-dimethyl ethane-1,2-diamine	IR (cm <sup>-1</sup> ): 3387, 2978, 1602, 1359, 1176; <sup>1</sup> H-NMR (ppm): 1.32 - 1.33 (6H, d, J = 6.0 Hz), 2.18 (3H, s), 2.23 (6H, s), 2.51 - 2.54 (2H, t, J = 5.65 Hz), 3.05 - 3.07 (2H, q, J = 4.98 Hz), 4.50 - 4.56 (1H, sept, J = 6.0 Hz), 4.64 (1H, bs), 6.66 - 6.69 (1H, m), 6.88 - 6.90 (2H, m), 6.98 - 6.99 (1H, t, J = 3.04 Hz), 7.07 - 7.09 (1H, m), 7.12 - 7.16 (1H, t, J = 7.84 Hz), 7.23 (1H, s), 7.84 - 7.86 (1H, dd, J = 7.8, 1.8 Hz); Mass (m/z): 416.3 (M+H) <sup>+</sup> .



(continued)

Example Number	Compound	Characterization data
17.	N'-[5-(5-Bromo-3-methyl indole-1-sulfonyl)-2-chloro phenyl]-N,N-dimethyl ethane-1,2-diamine	Melting Range: 139 - 144.2 °C; IR (cm <sup>-1</sup> ): 3387, 1589, 1359, 1166; <sup>1</sup> H-NMR (ppm): 2.2 (3H, s), 2.23 (6H, s), 2.53 - 2.56 (2H, t, J = 5.58 Hz), 3.12 - 3.14 (2H, q, J = 4.78 Hz), 5.60 (1H, bs), 6.48 - 6.50 (1H, d, 8.74 Hz), 7.26 - 7.28 (1H, d, J = 8.06 Hz), 7.38 - 7.41 (1H, d, J = 8.29 Hz), 7.58 - 7.60 (2H, m), 7.69 (1H, s), 7.82 - 7.84 (1H, d, J = 8.73 Hz); Mass (m/z): 470.3, 472.3 (M+H) <sup>+</sup> .
18.	N'-[3-(5-Ethoxy-3-methyl indole-1-sulfonyl) phenyl]-N,N-dimethyl ethane-1,2-diamine	IR (cm <sup>-1</sup> ): 3390, 1602, 1363, 1172; <sup>1</sup> H-NMR (ppm): 1.40 - 1.43 (3H, t, J = 6.99 Hz), 2.19 (3H, s), 2.22 (6H, s), 2.49 - 2.52 (2H, t, J = 5.98 Hz), 3.03 - 3.07 (2H, q, J = 5.01 Hz), 4.02 - 4.07 (2H, q, J = 6.98 Hz), 4.56 - 4.58 (1H, bs), 6.66 - 6.68 (1H, m), 6.86 (1H, d, J = 2.38 Hz), 6.89 - 6.92 (1H, dd, J = 8.92, 2.46 Hz), 6.98 - 6.99 (1H, t, J = 2.07 Hz), 7.06 - 7.09 (1H, m), 7.12 - 7.16 (1H, dt, J = 7.84 Hz), 7.24 (1H, s), 7.85 - 7.87 (1H, d, J = 8.95 Hz); Mass (m/z): 402.5 (M+H) <sup>+</sup> .
19.	N'-[5-(5-Bromo-3-methyl indole-1-sulfonyl)-2-ethyl phenyl]-N,N-dimethyl ethane-1,2-diamine	Melting Range: 105.4 - 108.2 °C; IR (cm <sup>-1</sup> ): 3373, 1597, 1367, 1166; <sup>1</sup> H-NMR (ppm): 1.15 - 1.19 (3H, t, J = 7.44 Hz), 2.20 (3H, s), 2.28 (6H, s), 2.61 - 2.64 (2H, t, J = 5.97 Hz), 2.96 - 3.02 (2H, q, J = 7.3 Hz), 3.13 - 3.16 (2H, t, J = 5.65 Hz), 4.75 (1H, bs), 6.89 - 6.9 (1H, d, J = 1.85 Hz), 7.04 - 7.06 (1H, d, J = 7.93 Hz), 7.10 - 7.12 (1H, dd, J = 7.88, 1.89 Hz), 7.37 - 7.39 (1H, dd, J = 8.78, 1.91 Hz), 7.57 (1H, s), 7.76 - 7.78 (1H, d, J = 8.3 Hz), 7.87 - 7.89 (1H, d, J = 8.82 Hz); Mass (m/z): 464.7 (M+H) <sup>+</sup> .
20.	N'-[5-(6-Chloro indole-1-sulfonyl)-2-methyl phenyl]-N,N-dimethyl ethane-1,2-diamine	Melting Range: 84.8 - 87.5 °C; IR (cm <sup>-1</sup> ): 3412, 1598, 1365, 1134; <sup>1</sup> H-NMR (ppm): 2.1 (3H, s), 2.25 (6H, s), 2.59 - 2.62 (2H, t, J = 5.92 Hz), 3.12 - 3.16 (2H, t, J = 5.88 Hz), 4.59 (1H, bs), 6.58 - 6.60 (1H, d, J = 3.64 Hz), 6.96 (1H, d, J = 1.8 Hz), 7.05 - 7.10 (2H, m), 7.16 - 7.19 (1H, dd, J = 8.4, 1.84 Hz), 7.41 - 7.43 (1H, d, J = 8.36 Hz), 7.54 - 7.55 (1H, d, J = 3.68 Hz), 8.03 - 8.04 (1H, d, J = 1.84 Hz); Mass (m/z): 392.3 (M+H) <sup>+</sup> .
21.	N'-[3-(5-Bromo indole-1-sulfonyl)phenyl]-N,N-dimethyl ethane-1,2-diamine	IR (cm <sup>-1</sup> ): 3311, 1600, 1369, 1172; <sup>1</sup> H-NMR (ppm): 2.28 (6H, s), 2.58 - 2.61 (2H, t, J = 5.87 Hz), 3.10 - 3.13 (2H, t, J = 5.57 Hz), 4.96 (1H, bs), 6.58 - 6.59 (1H, d, J = 3.60 Hz), 6.70 - 6.73 (1H, m), 6.96 - 6.97 (1H, t, J = 2.08 Hz), 7.08 - 7.11 (1H, m), 7.15 - 7.19 (1H, dt, J = 7.88 Hz), 7.38 - 7.40 (1H, dd, J = 8.81, 1.9 Hz), 7.55 (1H, d, J = 3.64 Hz), 7.66 (1H, d, J = 1.8 Hz), 7.85 - 7.87 (1H, d, J = 8.81 Hz); Mass (m/z): 422.5, 424.5 (M+H) <sup>+</sup> .

(continued)

Example Number	Compound	Characterization data
22.	N'-[3-(5-Isopropoxy indole-1-sulfonyl) phenyl]-N,N-dimethyl ethane-1,2-diamine	IR (cm <sup>-1</sup> ): 3387, 2974, 1600, 1367, 1174; <sup>1</sup> H-NMR (ppm): 1.31-1.33 (6H, d, J = 6.0 Hz), 2.22 (6H, s), 2.50 - 2.53 (2H, t, J = 5.64 Hz), 3.03 - 3.07 (2H, t, J = 5.04 Hz), 4.47 - 4.53 (1H, m), 4.61 (1H, bs), 6.54 - 6.55 (1H, dd, J = 3.6 Hz), 6.70 (1H, m), 6.88 - 6.91 (1H, dd, J = 8.96, 2.44 Hz), 6.97 (1H, d, J = 2.36 Hz), 6.98 - 6.99 (1H, t, J = 1.96 Hz), 7.11 (1H, m), 7.14 - 7.16 (1H, dt, J = 7.92 Hz), 7.48 - 7.49 (1H, d, J = 3.64 Hz), 7.85 - 7.87 (1H, d, J = 9.0 Hz); Mass (m/z): 402.3 (M+M) <sup>+</sup> .
23.	N'-[3-(6-Chloro indole-1-sulfonyl) phenyl]-N,N-dimethyl ethane-1,2-diamine	IR (cm <sup>-1</sup> ): 2933, 1602, 1369, 1170; <sup>1</sup> H-NMR (ppm): 2.28 (6H, s), 2.60 - 2.63 (2H, t, J = 5.63 Hz), 3.13 - 3.16 (2H, t, J = 5.55 Hz), 5.0 (1H, bs), 6.60 - 6.61 (1H, dd, J = 3.70 Hz), 6.72 - 6.75 (1H, m), 7.0 - 7.01 (1H, dt, J = 2.1 Hz), 7.10 - 7.12 (1H, m), 7.17 - 7.21 (2H, m), 7.42 - 7.44 (1H, d, J = 8.36 Hz), 7.53 - 7.54 (1H, d, J = 3.68 Hz), 8.02 (1H, d, J = 1.0 Hz); Mass (m/z): 378.7, 380.5 (M+H) <sup>+</sup> .
24.	N'-[5-(5-Bromo indole-1-sulfonyl)-2-ethyl phenyl]-N,N-dimethyl ethane-1,2-diamine	IR (cm <sup>-1</sup> ): 3388, 1571, 1369, 1170; <sup>1</sup> H-NMR (ppm): 1.15 - 1.18 (3H, t, J = 7.48 Hz), 2.23 (6H, s), 2.39 - 2.45 (2H, q, J = 7.48 Hz), 2.55 - 2.58 (2H, t, J = 5.64 Hz), 3.07 - 3.11 (2H, q, J = 5.16 Hz), 4.69 (1H, bs), 6.56 - 6.57 (1H, dd, J = 3.69 Hz), 6.90 - 6.91 (1H, d, J = 1.9 Hz), 7.05 - 7.07 (1H, d, J = 7.91 Hz), 7.12 - 7.15 (1H, dd, J = 7.88, 1.92 Hz), 7.37 - 7.39 (1H, dd, J = 8.80, 1.92 Hz), 7.56 - 7.57 (1H, d, J = 3.36 Hz), 7.65 (1H, d, J = 1.83 Hz), 7.87 - 7.89 (1H, d, J = 8.82 Hz); Mass (m/z): 450.6 (M+H) <sup>+</sup> .
25.	N'-[3-(4-Chloro indole-1-sulfonyl) phenyl]-N,N-dimethyl ethane-1,2-diamine	IR (cm <sup>-1</sup> ): 3371, 1600, 1371, 1166; <sup>1</sup> H-NMR (ppm): 2.29 (6H, s), 2.60 - 2.63 (2H, t, J = 5.64 Hz), 3.11 - 3.14 (2H, t, J = 5.56 Hz), 5.29 (1H, bs), 6.69 - 6.72 (1H, m), 6.75 - 6.76 (1H, dd, J = 3.72 Hz), 6.95 - 6.96 (1H, t, J = 2.09 Hz), 7.10 - 7.12 (1H, m), 7.15 - 7.19 (1H, t, J = 7.84 Hz), 7.20 - 7.22 (2H, m), 7.58 - 7.59 (1H, d, J = 3.7 Hz), 7.86 - 7.90 (1H, m); Mass (m/z): 378.5, 380.5 (M+H) <sup>+</sup> .

(continued)

Example Number	Compound	Characterization data
26.	N'-[2-Ethyl-5-(5-methoxy indole-1-sulfonyl) phenyl]-N,N-dimethyl ethane-1,2-diamine	IR (cm <sup>-1</sup> ): 3377, 2966, 1597, 1365, 1147; <sup>1</sup> H-NMR (ppm): 1.15 - 1.19 (3H, t, J = 7.48 Hz), 2.31 (6H, s), 2.39 - 2.44 (2H, q, J = 7.48 Hz), 2.65 - 2.68 (2H, t, J = 5.96 Hz), 3.15 - 3.18 (2H, t, J = 5.6 Hz), 3.80 (3H, s), 5.3 (1H, bs), 6.55 - 6.56 (1H, dd, J = 3.56 Hz), 6.89 - 6.90 (1H, d, J = 2.23 Hz), 6.91 - 6.92 (1H, d, J = 2.51 Hz), 6.96 - 6.97 (1H, d, J = 2.44 Hz), 7.04 - 7.06 (1H, d, J = 7.91 Hz), 7.12 - 7.15 (1H, dd, J = 7.90, 1.89 Hz), 7.51 - 7.52 (1H, d, J = 3.61 Hz), 7.89 - 7.91 (1H, d, J = 9.0 Hz); Mass (m/z): 402.6 (M+H) <sup>+</sup> .
27.	N'-[3-(5-methoxy-3-methyl indole-1-sulfonyl) phenyl]-N,N-dimethyl propane-1,3-diamine	IR (cm <sup>-1</sup> ): 3402, 1601, 1364, 1174; <sup>1</sup> H-NMR (ppm): 1.73 - 1.76 (2H, m), 2.04 (3H, s), 2.26 (6H, s); 2.41 - 2.44 (2H, t), 3.10 - 3.13 (2H, t), 3.83 (3H, s), 4.8 (1H, bs), 6.65 (1H, m), 6.86 - 6.89 (1H, d, J = 2.44 Hz), 6.89-6.92 (1H, dd, J = 8.92, 2.52 Hz), 6.94 - 6.95 (1H, t), 7.05 (1H, m), 7.10 - 7.12 (1H, t), 7.25 (1H, m), 7.86 - 7.88 (1H, d, J = 8.88 Hz); Mass (m/z): 402.3 (M+H) <sup>+</sup> .
28.	N'-[2-Methoxy-5-(5-Chloro-3-methyl indole-1-sulfonyl) phenyl]-N,N-dimethyl ethane-1,2-diamine	IR (cm <sup>-1</sup> ): 3408, 2941, 1596, 1361, 1167; <sup>1</sup> H-NMR (ppm): 2.2 (3H, s), 2.24 (6H, s), 2.53 - 2.56 (2H, t), 3.09 - 3.10 (2H, t), 3.82 (3H, s), 4.85 (1H, bs), 6.65 - 6.69 (1H, d, J = 8.44 Hz), 6.85 - 6.86 (1H, d, J = 2.28 Hz), 7.17 - 7.19 (1H, dd, J = 8.4, 2.28 Hz), 7.23 - 7.25 (1H, dd, J = 8.8, 2.08 Hz), 7.31 (1H, d, J = 1.08 Hz), 7.40 (1H, d, J = 2.0 Hz), 7.90 - 7.92 (1H, d, J = 8.76; Mass (m/z): 422.2 (M+H) <sup>+</sup> .
29.	N'-[3-(5-Methoxy-3-methyl indole-1-sulfonyl) phenyl]-N,N-dimethyl ethane-1,2-diamine	IR (cm <sup>-1</sup> ): 3369, 2939, 1601, 1363, 1174; <sup>1</sup> H-NMR (ppm): 2.2 (3H, s), 2.28 (6H, s), 2.58 - 2.61 (2H, t), 3.10 - 3.13 (2H, t), 3.80 (3H, s), 4.85 (1H, bs), 6.69 (1H, m), 6.86 - 6.92 (2H, m), 6.96 - 6.97 (1H, t), 7.08 (1H, m), 7.12 - 7.14 (1H, t), 7.24 - 7.26 (1H, m), 7.86 - 7.88 (1H, d, J = 8.92 Hz); Mass (m/z): 388.2 (M+H) <sup>+</sup> .
30.	N'-[2-Methoxy-5-(5-Chloro-3-methyl indole-1-sulfonyl) phenyl]-N,N-dimethyl propane-1,3-diamine	IR (cm <sup>-1</sup> ): 3425, 2942, 1596, 1364, 1167; <sup>1</sup> H-NMR (ppm): 1.74 - 1.80 (2H, m), 2.19 (3H, s), 2.27 (6H, s), 2.40-2.44 (2H, t), 3.10 - 3.13 (2H, t), 3.82 (3H, s), 4.85 (1H, bs), 6.64 - 6.67 (1H, d, J = 8.84 Hz), 6.86 - 6.87 (1H, d, J = 2.28 Hz), 7.14 - 7.17 (1H, dd, J = 8.4, 2.28 Hz), 7.22 - 7.25 (1H, dd, J = 8.8, 2.04 Hz), 7.31 1H, d, J = 1.12 Hz), 7.40 (1H, d, J = 2.0 Hz), 7.90 - 7.92 (1H, d, J = 8.56 Hz); Mass (m/z): 436.3, 438.3 (N4+H) <sup>+</sup> .

(continued)

Example Number	Compound	Characterization data
31.	N'-[2-Methoxy-5-(3-methyl indole-1-sulfonyl) phenyl]-N,N-dimethyl propane-1,3-diamine	IR (cm <sup>-1</sup> ): 3407, 2962, 1595, 1361, 1166; <sup>1</sup> H-NMR (ppm): 1.74 - 1.81 (3H, m), 2.23 (3H, s), 2.28 (6H, s), 2.41 - 2.44 (2H, t), 3.11 - 3.14 (2H, t), 3.81 (3H, s), 4.8 (1H, bs), 6.64 - 6.66 (1H, d, J = 8.44 Hz), 6.90 - 6.91 (1H, d, J = 2.28 Hz), 7.17 - 7.23 (2H, m), 7.27 - 7.31 (2H, m), 7.43-7.45 (1H, d, J=7.76Hz), 7.98-8.0 (1H, d, J = 8.16 Hz); Mass (m/z): 402.4 (M+H) <sup>+</sup> .
32.	N'-[2-Methoxy-5-(5-bromo-3-methyl indole-1-sulfonyl) phenyl]-N,N-dimethyl propane-1,3-diamine	IR (cm <sup>-1</sup> ): 3411, 2924, 1596, 1364, 1167; <sup>1</sup> H-NMR (ppm): 1.73 - 1.82 (2H, m), 2.19 (3H, s), 2.33 (6H, s), 2.49 - 2.53 (2H, t), 3.11 - 3.14 (2H, t), 3.82 (3H, s), 4.8 (1H, bs), 6.65 - 6.67 (1H, d, J = 8.48 Hz), 6.85 (1H, d, J = 2.4 Hz), 7.15 - 7.18 (1H, dd, J = 8.4, 2.28 Hz), 7.29 (1H, dd, J = 1.2 Hz), 7.36 - 7.39 (1H, dd, J = 8.76, 1.92 Hz), 7.56 (1H, d, J = 2.0 Hz), 7.88 - 7.85 (1H, d, J = 8.76 Hz); Mass (m/z): 480.2, 482.2 (M+H) <sup>+</sup> .
33.	N'-[2-Methoxy-5-(5-fluoro-3-methyl indole-1-sulfonyl) phenyl]-N,N-dimethyl propane-1,3-diamine	IR (cm <sup>-1</sup> ): 3426, 2942, 1596, 1363, 1166; <sup>1</sup> H-NMR (ppm): 1.76 - 1.79 (2H, m), 2.19 (3H, s), 2.27 (6H, s), 2.41 - 2.44 (2H, t), 3.10 - 3.13 (2H, t), 3.82 (3H, s), 4.8 (1H, bs), 6.65 - 6.67 (1H, d, J = 8.48 Hz), 6.86 - 6.87 (1H, d, J = 2.28 Hz), 7.0 - 7.01 (1H, m), 7.06 - 7.09 (1H, dd, J = 8.76, 2.48 Hz), 7.15 - 7.17 (1H, dd, J = 8.44, 2.32 Hz), 7.32 (1H, s), 7.91 - 7.94 (1H, m); Mass (m/z): 420.3 (M+H) <sup>+</sup> .
34.	N'-[2-Methoxy-5-(5-fluoro-3-methyl indole-1-sulfonyl) phenyl]-N,N-dimethyl ethane-1,2-diamine	IR (cm <sup>-1</sup> ): 2963, 1596, 1362, 1166; <sup>1</sup> H-NMR (ppm): 2.19 (3H, s), 2.23 (6H, s), 2.52 - 2.55 (2H, t), 3.07 - 3.11 (2H, t), 3.81 (3H, s), 4.85 (1H, bs), 6.65 - 6.67 (1H, d, J = 8.44 Hz), 6.85 - 6.86 (1H, d, J = 2.28 Hz), 7.0 (1H, m), 7.05 - 7.08 (1H, dd, J = 8.76, 2.48 Hz), 7.16 - 7.19 (1H, dd, J = 8.4, 2.28 Hz), 7.32 (1H, s), 7.90 - 7.93 (1H, m); Mass (m/z): 406.4 (M+H) <sup>+</sup> .
35.	N'-[2-Methoxy-5-(5-methoxy-3-methyl indole-methoxy-3-methyl 1-sulfonyl) phenyl]-N,N-dimethyl propane-1,3-diamine.	IR (cm <sup>-1</sup> ): 3418, 2941, 1597, 1519, 1359, 1166; <sup>1</sup> H-NMR (ppm): 1.75 - 1.80 (2H, quin, J = 6.8 Hz), 2.19 (3H, s), 2.27 (6H, s), 2.4 - 2.44 (2H, t, J = 6.96 Hz), 3.10 - 3.13 (2H, t, J = 6.72 Hz), 3.80 (3H, s), 3.82 (3H, s), 4.8 (1H, bs), 6.63 - 6.65 (1H, d, J = 8.44 Hz), 6.85-6.91 (3H, m), 7.14 - 7.16 (1H, dd, J = 8.40, 2.28 Hz), 7.26 (1H, s), 7.87 - 7.89 (1H, d, J = 8.92 Hz); Mass (m/z): 432.4 (M+H) <sup>+</sup> .

**Examples 36-42:**

**[0084]** The person skilled in the art can prepare the compounds of Examples 36-42 by following the procedure described in Example 1

36.	N'-[3-(5-Fluoro-3-methyl indole-1-sulfonyl)-5-methoxy phenyl]-N, N-dimethyl ethane-1, 2-diamine
-----	---

(continued)

37.	N'-[3-Chloro-5-(5-ethyl-3-methoxy indole-1-sulfonyl) phenyl]-N, N-dimethyl ethane-1, 2-diamine
38.	N'-[3-(5-Fluoro-3-methoxy indole-1-sulfonyl)-5-methyl phenyl]-N, N-dimethyl ethane-1, 2-diamine
39.	N'-[4-Methoxy-3-(5-methyl indole-1-sulfonyl) phenyl]-N, N-dimethyl ethane-1, 2-diamine
40.	N'-[4-Bromo-3-(5-methoxy indole-1-sulfonyl) phenyl]-N, N-dimethyl ethane-1, 2-diamine
41.	N'-[3-(5-Ethyl-3-methyl indole-1-sulfonyl)-4-methyl phenyl]-N, N-dimethyl ethane-1, 2-diamine
42.	N'-[2-Chloro-3-(5-methoxy-2-methyl indole-1-sulfonyl) phenyl] N, N-dimethyl ethane-1, 2-diamine

**Example 43: Tablet comprising a compound of formula (I)****[0085]**

Compound according to example 1	5 mg
Lactose	60 mg
Crystalline cellulose	25 mg
K 90 Povidone	5 mg
Pregelatinised starch	3 mg
Colloidal silicon dioxide	1 mg
Magnesium stearate	1 mg
Total weight per tablet	100 mg

**[0086]** The ingredients were combined and granulated using a solvent such as methanol. The formulation was then dried and formed into tablets (containing about 20 mg of active compound) with an appropriate tablet machine.

**Example 44: Composition for Oral Administration****[0087]**

Ingredient	% wt./wt.
Active ingredient	20.0%
Lactose	79.5%
Magnesium stearate	0.5%

**[0088]** The ingredients were mixed and dispensed into capsules containing about 100 mg each; one capsule would approximate a total daily dosage.

**Example 45: Liquid oral formulation****[0089]**

Ingredient	Amount
Active ingredient	1.0 gram
Fumaric acid	0.5 gram
Sodium chloride	2.0 grams
Methyl paraben	0.15 grams

## EP 2 200 980 B9

(continued)

Ingredient	Amount
Propyl paraben	0.05 grams
Granulated sugar	25.5 grams
Sorbitol (70% solution)	12.85 grams
Veegum K (Vanderbilt Co.)	1.0 gram
lavoring	0.035 gram
Coloring	0.5 gram
Distilled water	q.s. to 100

[0090] The ingredients were mixed to form a suspension for oral administration.

### Example 46: Parenteral Formulation

[0091]

Ingredient	% wt./wt.
Active ingredient	0.25 g
Sodium Chloride	qs to make isotonic
Water for injection to	100 mL

[0092] The active ingredient was dissolved in a portion of the water for injection. A sufficient quantity of sodium chloride was then added with stirring to make the solution isotonic. The solution was made up to weight with the remainder of the water for injection, filtered through a 0.2 micron membrane filter and packaged under sterile conditions.

### Example 47: Suppository Formulation

[0093]

Ingredient	% wt. /wt.
Active ingredient	1.0%
Polyethylene glycol 1000	74.5%
Polyethylene glycol 4000	24.5%

[0094] The ingredients were melted together and mixed on a steam bath and poured into molds containing 2.5 grams total weight.

### Example 48: Topical Formulation

[0095]

Ingredients	Grams
Active ingredient	0.2-2 grams
Span 60	2 grams
Tween 60	2 grams
Mineral oil	5 grams

## EP 2 200 980 B9

(continued)

Ingredients	Grams
Petrolatum	10 grams
Methyl paraben	0.15 gram
Propyl paraben	0.05 gram
BHA (butylated hydroxy anisole)	0.01 gram
Water	100 mL

**[0096]** All of the ingredients, except water, were combined and heated to about 60 °C with stirring. A sufficient quantity of water at about 60 °C was then added with vigorous stirring to emulsify the ingredients and then water added q.s about 100 grams.

### Example 49: Binding assay for human 5-HT<sub>6</sub> receptor

**[0097]** Compounds can be tested according to the following the procedures. Materials and Methods:

Receptor source: Human recombinant expressed in HEK293 cells

Radioligand : [<sup>3</sup>H]LSD (60-80 Ci/mmol)

Final ligand concentration - [1.5 nM]

Non-specific determinant : Methiothepin mesylate - [0.1 μM]

Reference compound : Methiothepin mesylate

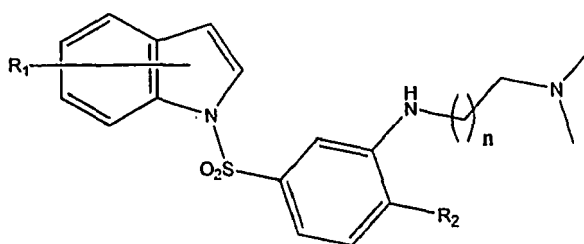
Positive control : Methiothepin mesylate

### Incubation conditions:

**[0098]** Reactions were carried out in 50 μM TRIS-HCl (pH 7.4) containing 10 μM MgCl<sub>2</sub>, 0.5 mM EDTA for 60 minutes at 37 °C. The reaction was terminated by rapid vacuum filtration onto glass fiber filters. Radioactivity trapped onto the filters was determined and compared to control values in order to ascertain any interactions of test compound(s) with the cloned serotonin 5-HT<sub>6</sub> binding site.

### Percent inhibition of specific binding at 100 nM concentrations

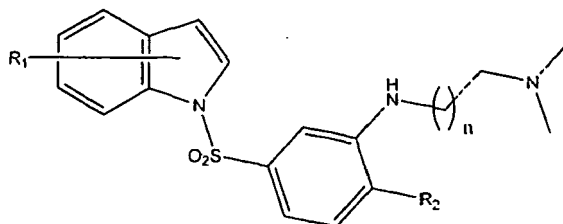
**[0099]**



Example Number	R <sub>1</sub>	R <sub>2</sub>	n	% Inhibition of specific binding at 100 nM
1.	5-OMe, 3-Me	OMe	1	82.89
2.	5-OMe, 3-Cl	OMe	1	84.90
3.	3-Cl	OMe	1	95.64
4.	H	OMe	1	90.51
5.	3-Me	OMe	1	93.01

(continued)

Example Number	R <sub>1</sub>	R <sub>2</sub>	n	% Inhibition of specific binding at 100 nM
13.	5-F	Et	1	70.68
15.	5-OMe, 3-Me	Et	1	56.43
20.	6-Cl	Me	1	100.00
23.	6-Cl	H	1	96.02
26.	5-Ome	Et	1	76.00



Example Number	R <sub>1</sub>	R <sub>2</sub>	n	Ki (nM)
3.	3-Cl	OMe	1	3.02
4.	H	OMe	1	1.22
5	3-Me	OMe	1	1.52
8.	5-OMe, 3-Me	Me	1	17.3
9.	5-OMe,	Me	2	41.0
31.	3-Me	OMe	2	2.92
33.	5-F, 3-Me	OMe	2	7.34
35.	5-OMe, 3-Me	OMe	2	18.9

**[0100]** Literature Reference: Monsma F. J. Jr., et al., Molecular Cloning and Expression of Novel Serotonin Receptor with High Affinity for Tricyclic Psychotropic Drugs. Mol. Pharmacol. (43): 320-327 (1993).

#### Example 50: 5-HT<sub>6</sub> functional assay cyclic AMP

**[0101]** The antagonist property of the compounds at the human 5-HT<sub>6</sub> receptors was determined by testing their effect on cAMP accumulation in stably transfected HEK293 cells. Binding of an agonist to the human 5-HT<sub>6</sub> receptor will lead to an increase in adenylyl cyclase activity. A compound that is an agonist will show an increase in cAMP production and a compound that is an antagonist will block the agonist effect.

**[0102]** Human 5-HT<sub>6</sub> receptors were cloned and stably expressed in HEK293 cells. These cells were plated in 6 well plates in DMEM/F12 media with 10% fetal calf serum (FCS) and 500 µg/mL G418 and incubated at 37 °C in a CO<sub>2</sub> incubator. The cells were allowed to grow to about 70 % confluence before initiation of the experiment. On the day of the experiment, the culture media was removed and the cells were washed once with serum free medium (SFM). Two mL of SFM+IBMX media was added and incubated at 37 °C for 10 minutes. The media were removed and fresh SFM+IBMX media containing various compounds and 1 µM serotonin (as antagonist) were added to the appropriate wells and incubated for 30 minutes. Following incubation, the media were removed and the cells were washed once with 1 mL of PBS (phosphate buffered saline). Each well was treated with 1 mL cold 95% ethanol and 5 µM EDTA (2:1) at 4 °C for 1 hour. The cells were then scraped and transferred into Eppendorf tubes. The tubes were centrifuged for 5 minutes at 4 °C and the supernatants were stored at 4 °C until assayed.

**[0103]** cAMP content was determined by EIA (enzyme-immunoassay) using the Amersham Biotrak cAMP EIA kit



(Amersham RPN 225). The procedure used is as described for the kit. Briefly, cAMP is determined by the competition between unlabeled cAMP and a fixed quantity of peroxidase-labelled cAMP for the binding sites on anti-cAMP antibody. The antibody is immobilized onto polystyrene microtitre wells precoated with a second antibody. The reaction is started by adding 50  $\mu$ L, peroxidase-labeled cAMP to the sample (100  $\mu$ L) pre-incubated with the antiserum (100  $\mu$ L) for 2 hours at 4 °C. Following 1 hour incubation at 4 °C, the unbound ligand is separated by a simple washing procedure. Then an enzyme substrate, trimethylbenzidine (1), is added and incubated at room temperature for 60 minutes. The reaction is stopped by the addition of 100  $\mu$ L 1.0 M sulphuric acid and the resultant color read by a microtitre plate spectrophotometer at 450 nm within 30 minutes.

**[0104]** In the functional adenylyl cyclase assay, some of the compound of this invention was found to be a competitive antagonist with good selectivity over a number of other receptors including other serotonin receptors such as 5-HT<sub>1A</sub> and 5-HT<sub>7</sub>.

#### Example 51: Rodent Pharmacokinetic Study

**[0105]** Male wistar rats (230 - 280 grams) obtained from NIN (National Institute of Nutrition, Hyderabad, India) were used as an experimental animal.

**[0106]** Three to five animals were housed in each cage. Animals were kept fasted over night and maintained on a 12 hours light/dark cycle. Three rats were dosed NCE (10 mg/Kg) orally and intravenously on day 0 and day 2.

**[0107]** At each time point blood was collected by jugular vein. Plasma was stored frozen at -20°C until analysis. The concentrations of the NCE compound in plasma were determined using LC-MS/MS method.

**[0108]** Schedule time points: Pre dose 0.25, 0.5, 1, 1.5, 2, 3, 4, 6, 8, 10, 12 and 24 hours after dosing (n=3). The NCE compounds were quantified in plasma by validated LC-MS/MS method using solid phase extraction technique. NCE compounds were quantified in the calibration range of 2-2000 ng/ml in plasma. Study samples were analyzed using calibration samples in the batch and quality control samples spread across the batch.

**[0109]** Pharmacokinetic parameters C<sub>max</sub>, T<sub>max</sub>, AUC<sub>t</sub>, AUC<sub>inf</sub>, half life, volume of distribution, clearance, mean residence time and thereby oral bioavailability were calculated by non-compartmental model using software WinNonlin version 5. 1.

Example Number	Strain/Gender	Dose (mg/kg)	Vehicle	Route of administration	Cmax (ng/mL)	Tmax (h)	AUCt (ng.hr /mL)	T <sub>1/2</sub> (h)	Bioavailability (%)
4.	Wistar/ Male	10	Water	Oral	41 ± 19	0.58 ± 0,38	88 ± 48	1.95 ± 0.73	5 ± 2
	Wistar/ Male	10	Water	Intravenous	1587 ± 538	0.08 ± 0	1868 ± 338	2.93 ± 1.29	
5.	Wistar/ Male	10	Water	Oral	36 ± 8	1.33 ± 0.58	158 ± 20	2.27 ± 0.20	6 ± 1
	Wistar/ Male	10	Water	Intravenous	1955 ± 458	0.08 ± 0	2862 ± 442	3.37 ± 0.29	
31.	Wistar/ Male	10	Water	Oral	140.2 ± 76,8	2.33 ± 1.53	673.5 ± 320.3	5.06 ± 3.28	19 ± 7
	Wistar/ Male	10	Water	Intravenous	1726.6 ± 682.0	0.08 ± 0	3479.5 ± 649.8	2.72 ± 0.40	

**Example 52: Rodent Brain Penetration Study**

**[0110]** Male Wister rats (230 - 280 grams) obtained from NIN (National Institute of Nutrition, Hyderabad, India) were used as an experimental animal. Three animals were housed in each cage. Animals were given water and food ad libitum throughout the experiment, and maintained on a 12 hours light/dark cycle.

**[0111]** Brain penetration was determined at steady state in rat. One day prior to dosing day, male wistar rats (225 - 250 grams) were anesthetized with halothane for surgical placement of jugular and femoral vein catheters. After surgery, the rats were housed in individual rat infusion cage connected with infusion components (Instech Solomon; Plymouth Meeting, PA. USA) and allowed free access to food and water

**[0112]** NCE compound was dissolved in water and administered at a constant infusion rate (5 ml/kg/hr) over 6 -10 hours at a target dose rate of 1.0 mg free base/kg/h. Blood samples were removed during the latter part of the infusion to confirm steady-state blood concentrations, brain and blood was collected and estimated. Animals will be sacrificed to collect the plasma and brain tissue and was homogenized. Plasma and Brain was stored frozen at -20 °C until analysis. The concentrations of the NCE compound in plasma and Brain were determined using LC-MS/MS method.

**[0113]** The NCE compounds were quantified in plasma and brain homogenate by validated LC-MS/MS method using solid phase extraction technique. NCE compounds were quantified in the calibration range of 1-500 ng/mL in plasma and brain homogenate. Study samples were analyzed using calibration samples in the batch and quality control samples spread across the batch. Extents of brain-blood ratio were calculated (Cb/Cp).

Example Number	Strain/Gender	Dose (mg/kg)	Vehicle	Route of administration	Steady State Brain Penetration $C_b/C_p$
4.	Wister/Male	10	Water	Oral	20.16 $\pm$ 1.84
5.	Wister/Male	10	Water	Oral	13.50 $\pm$ 4.28
31.	Wister/Male	10	Water	Oral	3.48 $\pm$ 0.27

**Example 53: Rodent Brain Micro dialysis Study for possible modulation of Neurotransmitters.**

**[0114]** Male Wister rats (230 - 280 grams) obtained from N. I. N. (National Institute of Nutrition, Hyderabad, India) were used as experimental animals.

**[0115]** Group allocation Group 1: Vehicle (Water; 5 mL/kg; p.o.), Group 2: NCE (3 mg/kg; p.o.), Group 3: NCE (10 mg/kg; p.o.)

**[0116]** Surgical Procedure: Rats were anesthetized with chloral hydrate and placed in Stereotaxic frame. Guide cannula (CMA/12) was placed at AP: -5.2 mm, ML: +5.0 mm relative from bregma and DV: -3.8 mm from the brain surface according to the atlas of Paxinos and Watson (1986). While the animal was still anesthetized, a micro dialysis probe (CMA/12, 4 mm, PC) was inserted through the guide cannula and secured in place. After surgery recovery period of 48 - 72 hours was maintained before subjecting the animal for study.

**[0117]** A day prior to study animals were transferred to home cages for acclimatization and implanted probe was perfused overnight with a modified Ringer's solution comprised of: 1.3  $\mu$ M CaCl<sub>2</sub> (Sigma), 1.0  $\mu$ M MgCl<sub>2</sub> (Sigma), 3.0  $\mu$ M KCl (Sigma), 147.0  $\mu$ M NaCl (Sigma), 1.0  $\mu$ M Na<sub>2</sub>HPO<sub>4</sub>·7H<sub>2</sub>O and 0.2  $\mu$ M NaH<sub>2</sub>PO<sub>4</sub>·2 H<sub>2</sub>O and and 0.3  $\mu$ M neostigmine bromide (Sigma) (pH to 7.2) at a rate of 0.2  $\mu$ L/minute set by a microinfusion pump (PicoPlus, Harward). On the day of experiment perfusion rate was changed to 1.2  $\mu$ L/minutes and allowed for 3 hours stabilization. After stabilization period, four basals, were collected at 20 minutes intervals before dosing. Dialysate samples were collected in glass vials using CMA/170 refrigerated fraction collector.

**[0118]** Vehicle or NCE (3 mg/kg or 10 mg/kg) was administered by gavage after four fractions had been collected. The perfusate was collected until 6 hours after administration.

**[0119]** Acetylcholine concentrations in dialysate samples were measured by LC-MS/MS (API 4000, MDS SCIEX) method. Acetylcholine is quantified in the calibration range of 0.250 to 8.004 ng/mL in dialysates.

**[0120]** On completion of the microdialysis experiments, the animals were sacrificed and their brains were removed and stored in a 10% formalin solution. Each brain was sliced at 50  $\mu$  on a cryostat (Leica) stained and examined microscopically to confirm probe placement. Data from animals with incorrect probe placement were discarded.

**[0121]** Microdialysis data were expressed as percent changes (Mean  $\pm$  S.E.M.) of baseline that was defined as the average absolute value (in fM/10  $\mu$ L) of the four samples before drug administration.

**[0122]** Effects of NCE (3 & 10 mg/kg) and Vehicle treatments were statistically evaluated by one-way ANOVA followed by Dunnett's multiple comparison tests. In all statistical measures, a p < 0.05 was considered significant. The Graph Pad Prism program statistically evaluated the data.

**Example 54: Food Intake Measurement**

**[0123]** Male Wister rats (120-140 grams) obtained from N. I. N. (National Institute of Nutrition, Hyderabad, India) were used. The chronic effect of the compounds of general formula (I) on food intake in well-fed rats was then determined as follows.

**[0124]** The rats were housed in single home cages for 28 days. During this period, the rats were either dosed orally or ip, with a composition comprising a compound of formula (1) or a corresponding composition (vehicle) without the said compound (control group), once a day. The rat is provided with ad libitum food and water.

**[0125]** On 0, 1<sup>st</sup>, 7<sup>th</sup>, 14<sup>th</sup>, 21<sup>st</sup> and 28<sup>th</sup> day the rats were left with the pre-weighed amounts of food. Food intake and weight gain were measured on a routine basis. Also a food ingestion method is disclosed in the literature (Kask et al., European Journal of Pharmacology, 414, 2001, 215-224 and Turnball et. al., Diabetes, vol 51, August, 2002, and some in-house modifications.). The respective parts of the descriptions are herein incorporated as a reference and they form part of the disclosure.

**[0126]** Some representative compounds have shown the statistically significant decrease in food intake, when conducted in the above manner at the doses of either 10 mg/Kg or 30 mg/Kg or both

**Example 55: Object Recognition Task Model**

**[0127]** The cognition-enhancing properties of compounds of this invention were estimated using a model of animal cognition: the object recognition task model.

**[0128]** Male Wister rats (230 - 280 grams) obtained from N. I. N. (National Institute of Nutrition, Hyderabad, India) were used as experimental animals. Four animals were housed in each cage. Animals were kept on 20 % food deprivation before one day and given water ad libitum throughout the experiment and maintained on a 12 hours light/dark cycle. Also the rats were habituated to individual arenas for 1 hour in the absence of any objects.

**[0129]** One group of 12 rats received vehicle (1 mL/Kg) orally and another set of animals received compound of the formula (I) either orally or i.p., before one hour of the familiar (T1) and choice trial (T2).

**[0130]** The experiment was carried out in a 50 x 50 x 50 cm open field made up of acrylic. In the familiarization phase, (T1), the rats were placed individually in the open field for 3 minutes, in which two identical objects (plastic bottles, 12.5 cm height x 5.5 cm diameter) covered in yellow masking tape alone (a1 and a2) were positioned in two adjacent corners, 10 cm. from the walls. After 24 hours of the (T1) trial for long-term memory test, the same rats were placed in the same arena as they were placed in T1 trial. Choice phase (T2) rats were allowed to explore the open field for 3 minutes in presence of one familiar object (a3) and one novel object (b) (Amber color glass bottle, 12 cm high and 5 cm in diameter). Familiar objects presented similar textures, colors and sizes. During the T1 and T2 trial, explorations of each object (defined as sniffing, licking, chewing or having moving vibrissae whilst directing the nose towards the object at a distance of less than 1 cm) were recorded separately by stopwatch. Sitting on an object was not regarded as exploratory activity, however, it was rarely observed. T1 is the total time spent exploring the familiar objects (a1 + a2).

T2 is the total time spent exploring the familiar object and novel object (a3 +b).

**[0131]** The object recognition test was performed as described by Ennaceur, A., Delacour, J., 1988, A new one-trial test for neurobiological studies of memory in rats - Behavioral data, Behav. Brain Res., 31, 47-59.

**[0132]** Some representative compounds have shown positive effects indicating the increased novel object recognition viz; increased exploration time with novel object and higher discrimination index.

Example Number	NORT Discriminative Index (DI) = Treatment (Vehicle)		Inference
	10 mg/kg, p.o.	30 mg/kg, p.o.	
5.	0.46 (0.52)	0.58 (0.56)	Active
31.	0.54 (0.48)	0.52 (0.52)	Active

**Example 56: Water Maze**

**[0133]** The water maze apparatus consisted of a circular pool (1.8 m diameter, 0.6 m high) constructed in black Perspex (TSE systems, Germany) filled with water (24 ± 2°C) and positioned underneath a wide-angled video camera to track animal. The 10 cm<sup>2</sup> perspex platform, lying 1 cm below the water surface, was placed in the centre of one of the four imaginary quadrants, which remained constant for all rats. The black Perspex used in the construction of the maze and platform offered no intramaze cues to guide escape behavior. By contrast, the training room offered several strong extramaze visual cues to aid the formation of the spatial map necessary for escape learning. An automated tracking

system, [Videomot 2 (5.51), TSE systems, Germany] was employed. This program analyzes video images acquired via a digital camera and an image acquisition board that determined path length, swim speed and the number of entries and duration of swim time spent in each quadrant of the water maze.

Example Number	Scopolamine Induced Reversal
5.	$\geq 3$ mg/kg, p.o.
31.	$\geq 30$ mg/kg, p.o.

#### Example 57: Chewing/Yawning/Stretching induction by 5-HT<sub>6</sub> R antagonists

**[0134]** Male Wister rats weighing 200-250 grams were used. Rats were given vehicle injections and placed in individual, transparent chambers for 1 hour each day for 2 days before the test day, to habituate them to the observation chambers and testing procedure. On the test day, rats were placed in the observation chambers immediately after drug administration and observed continuously for yawning, stretching, and chewing behaviors from 60 to 90 minutes after drug or vehicle injections. 60 minutes prior to the drug administration Physostigmine, 0.1 mg/kg i.p., was administered to all the animals. Average number of yawns, stretches and vacuous chewing movements during the 30 minutes observation period were recorded.

**[0135]** Reference: (A) King M. V., Sleight A., J., Woolley M. L., and et. al., Neuropharmacology, 2004, 47, 195-204. (B) Bentey J. C., Bourson A., Boess F. G., Fone K. C. F., Marsden C. A., Petit N., Sleight A. J., British Journal of Pharmacology, 1999, 126 (7), 1537-1542).

#### Example 58: Passive avoidance

**[0136]** Animals were trained in a single-trial, step through, light-dark passive avoidance paradigm. The training apparatus consisted of a chamber 300 mm in length, 260 mm wide, and 270 mm in height, constructed to established designs. The front and top were transparent, allowing the experimenter to observe the behavior of the animal inside the apparatus. The chamber was divided into two compartments, separated by a central shutter that contained a small opening 50 mm wide and 75 mm high set close to the front of the chamber. The smaller of the compartments measured 9 mm in width and contained a low-power (6V) illumination source. The larger compartment measured 210 mm in width and was not illuminated. The floor of this dark compartment consisted of a grid of 16 horizontal stainless-steel bars that were 5 mm in diameter and spaced 12.5 mm apart. A current generator supplied 0.75 mA to the grid floor, which was scrambled once every 0.5 seconds across the 16 bars. A resistance range of 40-60 micro ohms was calculated for a control group of rats and the apparatus was calibrated accordingly. An electronic circuit detecting the resistance of the animal ensured an accurate current delivery by automatic variation of the voltage with change in resistance.

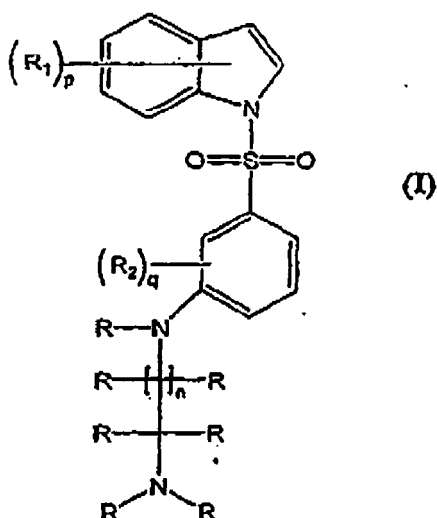
#### Experimental procedure:

**[0137]** This was carried out as described previously. Adult male Wister rats weighing 200-230 grams were used. Animals were brought to the laboratory 1 hour before the experiment. On the day of training, animals were placed facing the rear of the light compartment of the apparatus. The timer was started once the animal has completely turned to face the front of the chamber. Latency to enter the dark chamber was recorded (usually < 20 seconds) and having completely entered the dark compartment an inescapable foot shock of 0.75 mA for 3 seconds was administered to the animal. Animals were then returned to their home cages. Between each training session, both compartments of the chamber were cleaned to remove any confounding olfactory cues. Recall of this inhibitory stimulus was evaluated 24 hours, 72 hours and on 7 day post-training by returning the animal into the light chamber and recording their latency to enter the dark chamber, a criterion time of 300 seconds was employed.

**[0138]** Reference: (A) Callahan P.M., Rowe N. B., Tehim A., Abst. 776.19.2004, Society for neuroscience, 2004. (B) Fox G. B., Connell A. W. U., Murphy K. J., Regan C. M., Journal of Neurochemistry, 1995, 65, 6, 2796-2799.

#### Claims

1. A compound of formula (I)



wherein  $R_1$  represents hydrogen, hydroxyl, halogen,  $(C_1-C_3)$ alkyl, halo $(C_1-C_3)$ alkyl,  $(C_1-C_3)$ alkoxy, halo $(C_1-C_3)$ alkoxy, cyclo $(C_3-C_6)$ alkyl or cyclo $(C_3-C_6)$ alkoxy;

$R_2$  represents hydrogen, halogen,  $(C_1-C_3)$ alkyl, halo $(C_1-C_3)$ alkyl,  $(C_1-C_3)$ alkoxy or halo  $(C_1-C_3)$ alkoxy, cyclo  $(C_3-C_6)$ alkyl or cyclo $(C_3-C_6)$ alkoxy;

$R$  represents hydrogen or  $(C_1-C_3)$  alkyl or  $(C_3-C_6)$  cycloalkyl;

"n" represents 0 to 4;

"p" represents 0 to 6;

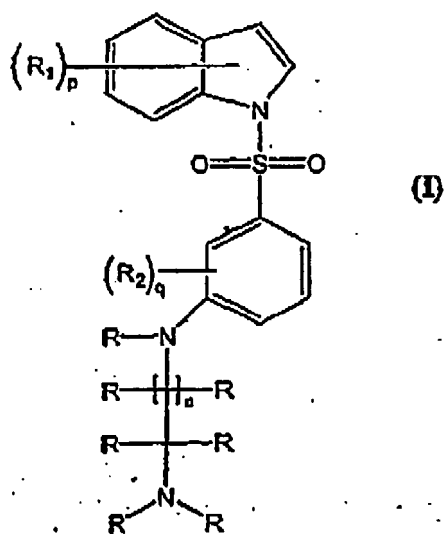
"q" represents 0 to 4.

2. The compound as claimed in claim 1, wherein  $R_1$  is preferably hydrogen, hydroxyl, halogen,  $(C_1-C_3)$ alkyl, halo  $(C_1-C_3)$ alkyl,  $(C_1-C_3)$ alkoxy or halo $(C_1-C_3)$ alkoxy.
3. The compound as claimed in claim 1, wherein  $R_2$  is preferably hydrogen, halogen,  $(C_1-C_3)$ alkyl, halo $(C_1-C_3)$ alkyl,  $(C_1-C_3)$ alkoxy, halo  $(C_1-C_3)$ alkoxy, cyclo $(C_3-C_6)$ alkyl or cyclo $(C_3-C_6)$ alkoxy;
4. The compound as claimed in claim 1, wherein  $R$  is preferably hydrogen or  $(C_1-C_3)$  alkyl.
5. The compound as claimed in claim 1, which is selected from the group consisting of:

$N'$ -[2-Methoxy-5-(5-methoxy-3-methyl indole-1-sulfonyl) phenyl]-N,N-dimethyl ethane-1,2-diamine;  
 $N'$ -[5-(3-Chloro-5-methoxy indole-1-sulfonyl)-2-methoxy phenyl]-N, N-dimethyl ethane-1, 2-diamine;  
 $N'$ -[5-(3-Chloro indole-1-sulfonyl)-2-methoxy phenyl]-N,N-dimethyl ethane-1,2-diamine;  
 $N'$ -[5-(Indole-1-sulfonyl)-2-methoxy phenyl]-N,N-dimethyl ethane-1,2-diamine,  
 $N'$ -[2-Methoxy-5-(3-methyl indole-1-sulfonyl) phenyl]-N,N-dimethyl ethane-1,2-diamine;  
 $N'$ -[5-(5-Methoxy-3-methyl indole-1-sulfonyl)-2-methyl phenyl]-N,N-dimethyl propane-1,3-diamine;  
 $N'$ -[5-(5-Methoxy indole-1-sulfonyl)-2-methyl phenyl]-N,N-dimethyl ethane-1,2-diamine;  
 $N'$ -[5-(5-Methoxy-3-methyl indole-1-sulfonyl)-2-methyl phenyl]-N,N-dimethyl ethane-1,2-diamine;  
 $N'$ -[5-(5-Methoxy indole-1-sulfonyl)-2-methyl phenyl]-N,N-dimethyl propane-1,3-diamine.  
 $N'$ -[3-(4-Chlor-3-methyl indole-1-sulfonyl) phenyl]-N,N-dimethyl ethane-1,2-diamine;  
 $N'$ -[3-(5-Chlor-3-methyl indole-1-sulfonyl)-2-ethyl phenyl]-N,N-dimethyl ethane-1,2-diamine;  
 $N'$ -[2-Ethyl-5-(5-fluoro-3-methyl indole-1-sulfonyl)-phenyl]-N,N-dimethyl ethane-1,2-diamine;  
 $N'$ -[2-Ethyl-5-(5-fluoro indole-1-sulfonyl)-phenyl]-N,N-dimethyl ethane-1,2-diamine;  
 $N'$ -[2-Ethyl-5-(5-Chloro indole-1-sulfonyl)-phenyl]-N,N-dimethyl ethane-1,2-diamine;  
 $N'$ -[2-Ethyl-5-(5-methoxy-3-methyl indole-1-sulfonyl)-phenyl]-N,N-dimethyl ethane-1,2-diamine  
 $N'$ -[3-(5-Isopropoxy-3-methyl indole-1-sulfonyl)-phenyl]-N,N-dimethyl ethane-1,2-diamine;  $N'$ -[5-(5-Bromo-3-methyl indole-1-sulfonyl)-2-chloro phenyl]-N,N-dimethyl ethane-1,2-diamine;  
 $N'$ -[3-(5-Ethoxy-3-methyl indole-1-sulfonyl)-phenyl]-N,N-dimethyl ethane-1,2-diamine;  
 $N'$ -[5-(5-Bromo-3-methyl indole-1-sulfonyl)-2-ethyl phenyl]-N,N-dimethyl ethane-1,2-diamine;  
 $N'$ -[5-(6-Chloro indole-1-sulfonyl)-2-methyl phenyl]-N,N-dimethyl ethane-1,2-diamine;  
 $N'$ -[3-(5-Bromo indole-1-sulfonyl)-phenyl]-N,N-dimethyl ethane-1,2-diamine;

N'-[3-(5-Isopropoxy indole-1-sulfonyl)-phenyl]-N,N-dimethyl ethane-1,2-diamine;  
 N'-[3-(6-Chloro indole-1-sulfonyl)-phenyl]-N,N-dimethyl ethane-1,2-diamine;  
 N'-[5-(5-Bromo indole-1-sulfonyl)-2-ethyl phenyl]-N,N-dimethyl ethane-1,2-diamine;  
 N'-[3-(4-Chloro indole-1-sulfonyl)-phenyl]-N,N-dimethyl ethane-1,2-diamine;  
 N'-[2-Ethyl-5-(5-methoxy indole-1-sulfonyl) phenyl]-N,N-dimethyl ethane-1,2-diamine;  
 N'-[3-(5-Methoxy-3-methyl indole-1-sulfonyl) phenyl]-N,N-dimethyl propane-1,3-diamine;  
 N'-[2-Methoxy-5-(5-Chloro-3-methyl indole-1-sulfonyl) phenyl]-N,N-dimethyl ethane-1,2-diamine;  
 N'-[3-(5-Methoxy-3-methyl indole-1-sulfonyl) phenyl]-N,N-dimethyl ethane-1,2-diamine;  
 N'-[2-Methoxy-5-(5-Chloro-3-methyl indole-1-sulfonyl) phenyl]-N,N-dimethyl propane-1,3-diamine;  
 N'-[2-Methoxy-5-(3-methyl indole-1-sulfonyl) phenyl]-N,N-dimethyl propane-1,3-diamine;  
 N'-[2-Methoxy-5-(5-bromo-3-methyl indole-1-sulfonyl) phenyl]-N,N-dimethyl propane-1,3-diamine;  
 N'-[2-Methoxy-5-(5-fluoro-3-methyl indole-1-sulfonyl) phenyl]-N,N-dimethyl propane-1,3-diamine;  
 N'-[2-Methoxy-5-(5-fluoro-3-methyl indole-1-sulfonyl) phenyl]-N,N-dimethyl ethane-1,2-diamine;  
 N'-[2-Methoxy-5-(5-methoxy-3-methyl indole-1-sulfonyl) phenyl]-N,N-dimethyl propane-1,3-diamine;  
 N'-[3-(5-Fluoro-3-methyl indole-1-sulfonyl)-5-methoxy phenyl]-N,N-dimethyl ethane-1,2-diamine;  
 N'-[3-Chloro-5-(5-ethyl-3-methyl indole-1-sulfonyl) phenyl]-N,N-dimethyl ethane-1,2-diamine;  
 N'-[3-(5-Fluoro-3-methyl indole-1-sulfonyl)-5-methyl phenyl]-N,N-dimethyl ethane-1,2-diamine;  
 N'-[4-Methoxy-3-(5-methyl- indole-1-sulfonyl) phenyl]-N,N-dimethyl ethane-1,2-diamine;  
 N'-[4-Bromo-3-(5-methoxy indole-1-sulfonyl) phenyl]-N,N-dimethyl ethane-1,2-diamine;  
 N'-[3-(5-Ethyl-3-methyl indole-1-sulfonyl)-4-methyl phenyl]-N,N-dimethyl ethane-1,2-diamine;  
 N'-[2-Chloro-3-(5-methoxy-2-methyl indole-1-sulfonyl) phenyl]-N,N-dimethyl ethane-1,2-diamine;  
 the stereoisomer thereof, and the pharmaceutically acceptable salts thereof.

6. A process for the preparation of compound of formula (I)



wherein  $R_1$  represents hydrogen, hydroxyl, halogen,  $(C_1-C_3)$ alkyl, halo $(C_1-C_3)$ alkyl,  $(C_1-C_3)$ alkoxy, halo $(C_1-C_3)$ alkoxy, cyclo $(C_3-C_6)$ alkyl or cyclo $(C_3-C_6)$ alkoxy;

$R_2$  represents hydrogen, halogen,  $(C_1-C_3)$ alkyl, halo $(C_1-C_3)$ alkyl,  $(C_1-C_3)$ alkoxy or halo  $(C_1-C_3)$ alkoxy, cyclo  $(C_3-C_6)$ alkyl or cyclo $(C_3-C_6)$ alkoxy;

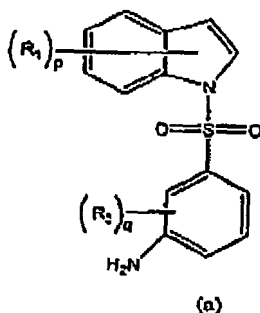
R represents hydrogen or  $(C_1-C_3)$  alkyl or  $(C_3-C_6)$  cycloalkyl;

"n" represents 0 to 4;

"p" represents 0 to 6;

"q" represents 0 to 4;

comprising contacting a compound of formula (a)



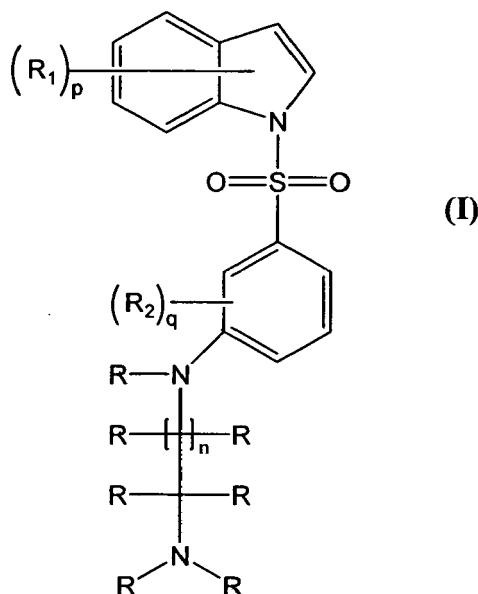
wherein all the substituents are such as hereinbefore described;  
with amine derivatives, using a suitable base in presence of inert solvent at ambient temperature.

7. The process as claimed in claim 6, wherein said base is selected from potassium carbonate and sodium hydroxide.
8. The process as claimed in claims 6 and/or 7, wherein said inert solvent is selected from dichloromethane, dimethylformamide, dimethyl sulfoxide and m-xylene.
9. A pharmaceutical composition comprising a compound of formula (I) as claimed in claims 1 to 5 and a pharmaceutically acceptable carrier, diluent, excipient or solvate.
10. The pharmaceutical composition as claimed in claim 9 in the form of a tablet, capsule, powder, syrup, solution, injectable or suspension, administered in, as a single dose or multiple dose units.
11. The pharmaceutical composition as claimed in claims 9 and/or 10, for use in the treatment of diseases or disorder of the central nervous system related to or affected by the 5-HT<sub>6</sub> receptor selected from the group comprising motor disorder, anxiety disorder, a cognitive disorder, neurodegenerative disorder, Alzheimer's disease, Huntington's chorea, Gastrointestinal, Cognitive impairment associated with Schizophrenia, Mild cognitive impairment, eating disorders, anxiety, depression, obesity and/or Parkinson's disease.
12. The compound of formula (I), as claimed in any preceding claim used in the manufacture of medicament for treating or preventing diseases or disorder of the central nervous system related to or affected by the 5-HT<sub>6</sub> receptor selected from the group comprising motor disorder, anxiety disorder, a cognitive disorder, neurodegenerative disorder, Alzheimer's disease, Huntington's chorea, Gastrointestinal, cognitive impairment associated with schizophrenia, eating disorders, anxiety, depression, obesity and/or Parkinson's disease.
13. An agent for the prevention or treatment of disease or disorder of the central nervous system related to or affected by the 5-HT<sub>6</sub> receptor selected from the group comprising motor disorder, anxiety disorder, a cognitive disorder, neurodegenerative disorder, Alzheimer's disease, Huntington's chorea, Gastrointestinal, cognitive impairment associated with schizophrenia, eating disorders, anxiety, depression, obesity and/or Parkinson's disease.; comprising as active ingredient a compound of formula (I) as claimed in any preceding claim.

## Patentansprüche

1. Eine Verbindung gemäß Formel (I)





wobei  $R_1$  Wasserstoff, Hydroxy, Halogen,  $(C_1-C_3)$ Alkyl, Halo $(C_1-C_3)$ alkyl,  $(C_1-C_3)$ Alkoxy, Halo $(C_1-C_3)$ alkoxy, Cyclo $(C_3-C_6)$ alkyl oder Cyclo $(C_3-C_6)$ alkoxy darstellt;

$R_2$  Wasserstoff, Halogen,  $(C_1-C_3)$ Alkyl, Halo $(C_1-C_3)$ alkyl,  $(C_1-C_3)$ Alkoxy oder Halo $(C_1-C_3)$ alkoxy, Cyclo $(C_3-C_6)$ alkyl oder Cyclo $(C_3-C_6)$ alkoxy darstellt;

R Wasserstoff oder  $(C_1-C_3)$ Alkyl oder  $(C_3-C_6)$ Cycloalkyl darstellt;

"n" 0 bis 4 darstellt;

"p" 0 bis 6 darstellt;

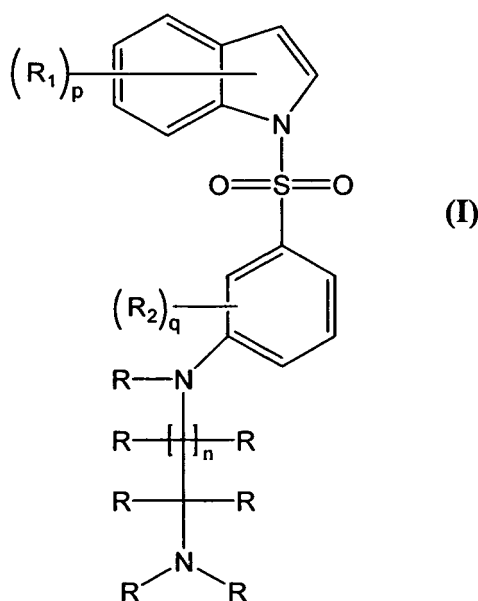
"q" 0 bis 4 darstellt.

2. Die Verbindung, wie sie in Anspruch 1 beansprucht wird, wobei  $R_1$  vorzugsweise Wasserstoff, Hydroxy, Halogen,  $(C_1-C_3)$ Alkyl, Halo $(C_1-C_3)$ alkyl,  $(C_1-C_3)$ Alkoxy oder Halo $(C_1-C_3)$ alkoxy ist.
3. Die Verbindung, wie sie in Anspruch 1 beansprucht wird, wobei  $R_2$  vorzugsweise Wasserstoff, Halogen,  $(C_1-C_3)$ Alkyl, Halo $(C_1-C_3)$ alkyl,  $(C_1-C_3)$ Alkoxy, Halo $(C_1-C_3)$ alkoxy, Cyclo $(C_3-C_6)$ alkyl oder Cyclo $(C_3-C_6)$ alkoxy ist;
4. Die Verbindung, wie sie in Anspruch 1 beansprucht wird, wobei R vorzugsweise Wasserstoff oder  $(C_1-C_3)$ Alkyl ist.
5. Die Verbindung, wie sie in Anspruch 1 beansprucht wird, die ausgewählt wird aus der Gruppe bestehend aus:

$N'$ -[2-Methoxy-5-(5-methoxy-3-methyl indol-1-sulfonyl) phenyl]-N,N-dimethyl ethan-1,2-diamin;  
 $N'$ -[5-(3-Chloro-5-methoxy indol-1-sulfonyl)-2-methoxy phenyl]-N, N-dimethyl ethan-1, 2-diamin;  
 $N'$ -[5-(3-Chloro indol -1-sulfonyl)-2-methoxy phenyl]-N, N-dimethyl ethan-1, 2-diamin;  
 $N'$ -[5-(Indol-1-sulfonyl)-2-methoxy phenyl]-N, N-dimethyl ethan-1, 2-diamin;  
 $N'$ -[2-Methoxy-5-(3-methyl indol - 1-sulfonyl) phenyl]-N, N-dimethyl ethan-1, 2-diamin;  
 $N'$ -[5-(5-Methoxy-3-methyl indol-1-sulfonyl)-2-methyl phenyl]-N,N-dimethyl propan-1,3-diamin;  
 $N'$ -[5-(5-Methoxy indol-1-sulfonyl)-2-methyl phenyl]-N,N-dimethyl ethan -1,2-diamin;  
 $N'$ -[5-(5-Methoxy-3-methyl indol-1-sulfonyl)-2-methyl phenyl]-N,N-dimethyl ethan-1,2-diamin;  
 $N'$ -[5-(5-Methoxy indol-1-sulfonyl)-2-methyl phenyl]-N, N-dimethyl propan-1,3-diamin.  
 $N'$ -[3-(4-Chloro-3-methyl indol-1-sulfonyl) phenyl]-N, N-dimethyl ethan-1,2-diamin;  
 $N'$ -[3-(5-Chloro-3-methyl indol-1-sulfonyl)-2-ethyl phenyl]-N, N-dimethyl ethan-1,2-diamin;  
 $N'$ -[2-Ethyl-5-(5-fluoro-3-methyl indol-1-sulfonyl)-phenyl]-N, N-dimethyl ethan-1,2-diamin;  
 $N'$ -[2-Ethyl-5-(5-fluoro indol-1-sulfonyl) phenyl]-N, N-dimethyl ethan-1,2-diamin;  
 $N'$ -[2-Ethyl-5-(5-chloro indol-1-sulfonyl) phenyl]-N, N-dimethyl ethan-1,2-diamin;  
 $N'$ -[2-Ethyl-5-(5-methoxy-3-methyl indol-1-sulfonyl) phenyl]-N, N-dimethyl ethan-1,2-diamin;  
 $N'$ -[3-(5-Isopropoxy-3-methyl indol-1-sulfonyl) phenyl]-N, N-dimethyl ethan-1,2-diamin;  
 $N'$ -[5-(5-Bromo-3-methyl indol-1-sulfonyl)-2-chloro phenyl]-N, N-dimethyl ethan-1,2-diamin;  
 $N'$ -[3-(5-Ethoxy-3-methyl indol-1-sulfonyl) phenyl]-N,N-dimethyl ethan-1,2-diamin;

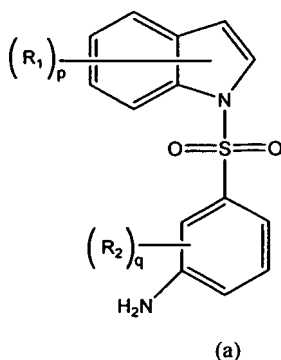
N'-[5-(5-Bromo-3-methyl indol-1-sulfonyl)-2-ethyl phenyl]-N, N-dimethyl ethan-1,2-diamin;  
 N'-[5-(6-Chloro indol-1-sulfonyl)-2-methyl phenyl]-N, N-dimethyl ethan-1,2-diamin;  
 N'-[3-(5-Bromo indol-1-sulfonyl) phenyl]-N, N-dimethyl ethan-1,2-diamin;  
 N'-[3-(5-Isopropoxy indol-1-sulfonyl) phenyl]-N, N-dimethyl ethan-1,2-diamin;  
 N'-[3-(6-Chloro indol-1-sulfonyl) phenyl]-N, N-dimethyl ethan-1,2-diamin;  
 N'-[5-(5-Bromo indol-1-sulfonyl)-2-ethyl phenyl]-N, N-dimethyl ethan-1,2-diamin;  
 N'-[3-(4-Chloro indol-1-sulfonyl) phenyl]-N, N-dimethyl ethan-1,2-diamin;  
 N'-[2-Ethyl-5-(5-methoxy indol-1-sulfonyl) phenyl]-N, N-dimethyl ethan-1,2-diamin;  
 N'-[3-(5-Methoxy-3-methyl indol-1-sulfonyl) phenyl]-N, N-dimethyl propan-1,3-diamin;  
 N'-[2-Methoxy-5-(5-Chloro-3-methyl indol-1-sulfonyl) phenyl]-N, N-dimethyl ethan-1,2-diamin;  
 N'-[3-(5-Methoxy-3-methyl indol-1-sulfonyl) phenyl]-N, N-dimethyl ethan-1,2-diamin;  
 N'-[2-Methoxy-5-(5-Chloro-3-methyl indol-1-sulfonyl) phenyl]-N, N-dimethyl propan-1,3-diamin;  
 N'-[2-Methoxy-5-(3-methyl indol-1-sulfonyl) phenyl]-N, N-dimethyl propan-1,3-diamin;  
 N'-[2-Methoxy-5-(5-bromo-3-methyl indol-1-sulfonyl) phenyl]-N, N-dimethyl propan-1,3-diamin;  
 N'-[2-Methoxy-5-(5-fluoro-3-methyl indol-1-sulfonyl) phenyl]-N, N-dimethyl propan-1,3-diamin;  
 N'-[2-Methoxy-5-(5-fluoro-3-methyl indol-1-sulfonyl) phenyl]-N, N-dimethyl ethan-1, 2-diamin;  
 N'-[2-Methoxy-5-(5-methoxy-3-methyl indol-1-sulfonyl) phenyl]-N, N-dimethyl propan-1, 3-diamin;  
 N'-[3-(5-Fluoro-3-methyl indol-1-sulfonyl)-5-methoxy phenyl]-N, N-dimethyl ethan-1, 2-diamin;  
 N'-[3-Chloro-5-(5-ethyl-3-methoxy indol-1-sulfonyl) phenyl]-N, N-dimethyl ethan-1, 2-diamin;  
 N'-[3-(5-Fluoro-3-methoxy indol-1-sulfonyl)-5-methyl phenyl]-N, N-dimethyl ethan-1, 2-diamin;  
 N'-[4-Methoxy-3-(5-methyl indol-1-sulfonyl) phenyl]-N, N-dimethyl ethan-1, 2-diamin;  
 N'-[4-Bromo-3-(5-methoxy indol-1-sulfonyl) phenyl]-N, N-dimethyl ethan-1, 2-diamin;  
 N'-[3-(5-Ethyl-3-methyl indol-1-sulfonyl)-4-methyl phenyl]-N, N-dimethyl ethan-1, 2-diamin und  
 N'-[2-Chloro-3-(5-methoxy-2-methyl indol-1-sulfonyl) phenyl]-N, N-dimethyl ethan-1, 2-diamin;  
 die Stereoisomere davon; und die pharmazeutisch geeigneten Salze davon.

6. Ein Verfahren zur Herstellung einer Verbindung gemäß Formel (I)



wobei  $R_1$  Wasserstoff, Hydroxy, Halogen,  $(C_1-C_3)$ Alkyl, Halo $(C_1-C_3)$ alkyl,  $(C_1-C_3)$ Alkoxy, Halo $(C_1-C_3)$ alkoxy, Cyclo $(C_3-C_6)$ alkyl oder Cyclo $(C_3-C_6)$ alkoxy darstellt;  
 $R_2$  Wasserstoff, Halogen,  $(C_1-C_3)$ Alkyl, Halo $(C_1-C_3)$ alkyl,  $(C_1-C_3)$ Alkoxy oder Halo $(C_1-C_3)$ alkoxy, Cyclo $(C_3-C_6)$ alkyl oder Cyclo $(C_3-C_6)$ alkoxy darstellt;  
 $R$  Wasserstoff oder  $(C_1-C_3)$ Alkyl oder  $(C_3-C_6)$ Cycloalkyl darstellt;  
 "n" 0 bis 4 darstellt;  
 "p" 0 bis 6 darstellt;  
 "q" 0 bis 4 darstellt;

umfassend in Kontakt bringen einer Verbindung gemäß Formel (a)



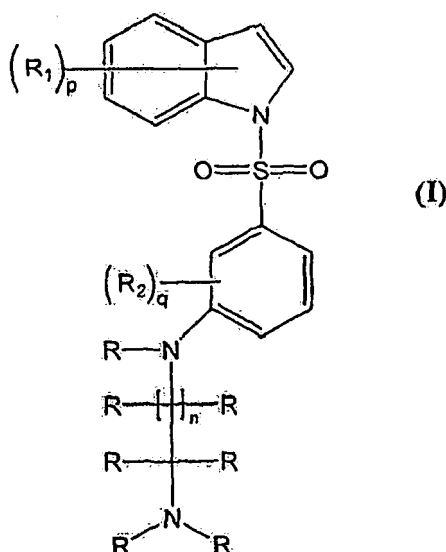
wobei alle Substituenten so sind wie hier vorstehend beschrieben;

mit Amin-Derivaten unter Verwendung einer geeigneten Base in Gegenwart eines inerten Lösungsmittels bei Raumtemperatur.

7. Das Verfahren, wie es in Anspruch 6 beansprucht wird, wobei die Base aus Kaliumcarbonat und Natriumhydroxid ausgewählt wird.
8. Das Verfahren, wie es in Ansprüchen 6 und/oder 7 beansprucht wird, wobei das inerte Lösungsmittel aus Dichlormethan, Dimethylformamid, Dimethylsulfoxid und m-Xylol ausgewählt wird.
9. Eine pharmazeutische Zusammensetzung, die eine Verbindung gemäß Formel (I), wie in Ansprüchen 1-5 beansprucht, und ein/einen pharmazeutisch geeignetes/geeigneten Trägerstoff, Verdünnungsmittel, Arzneimittelträgerstoff oder Solvat umfasst.
10. Die pharmazeutische Zusammensetzung, wie sie in Anspruch 9 beansprucht wird, in Form einer Tablette, einer Kapsel, eines Pulvers, eines Sirups, einer Lösung, eines Injektionsmittels oder einer Suspension, die in einer einzelnen Dosis oder mehreren Dosis-Einheiten verabreicht wird.
11. Die pharmazeutische Zusammensetzung, wie sie in Ansprüchen 9 und/oder 10 beansprucht wird, zur Verwendung bei der Behandlung von Krankheiten oder Störungen des zentralen Nervensystems, die im Zusammenhang stehen mit oder beeinflusst werden durch den 5-HT<sub>6</sub>-Rezeptor, die aus der Gruppe ausgewählt werden, die Bewegungsstörungen, Angststörung, eine Wahrnehmungsstörung, neurodegenerative Störung, Alzheimer-Krankheit, Chorea Huntington, Magen-Darm, Wahrnehmungsbeeinträchtigung, die mit Schizophrenie zusammenhängt, leichte Wahrnehmungsbeeinträchtigung, Essstörungen, Angst, Depression, Fettleibigkeit und/oder Parkinson-Krankheit umfasst.
12. Die Verbindung gemäß Formel (I), wie sie in einem der voranstehenden Ansprüche beansprucht wird, zur Verwendung bei der Herstellung eines Medikaments zur Behandlung oder Verhinderung von Krankheiten und Störungen des zentralen Nervensystems, die im Zusammenhang stehen mit oder beeinflusst werden durch den 5-HT<sub>6</sub>-Rezeptor, die aus der Gruppe ausgewählt werden, die Bewegungsstörungen, Angststörung, eine Wahrnehmungsstörung, neurodegenerative Störung, Alzheimer-Krankheit, Chorea Huntington, Magen-Darm, Wahrnehmungsbeeinträchtigung, die mit Schizophrenie zusammenhängt, Essstörungen, Angst, Depression, Fettleibigkeit und/oder Parkinson-Krankheit umfasst.
13. Ein Wirkstoff zur Verhinderung oder Behandlung von Krankheiten oder Störungen des zentralen Nervensystems, die im Zusammenhang stehen oder beeinflusst werden durch den 5-HT<sub>6</sub>-Rezeptor, die aus der Gruppe ausgewählt werden, die Bewegungsstörungen, Angststörung, eine Wahrnehmungsstörung, neurodegenerative Störung, Alzheimer-Krankheit, Chorea Huntington, Magen-Darm, Wahrnehmungsbeeinträchtigung, die mit Schizophrenie zusammenhängt, Essstörungen, Angst, Depression, Fettleibigkeit und/oder Parkinson-Krankheit umfasst; der eine Verbindung gemäß Formel (I), wie sie in einem der voranstehenden Ansprüche beansprucht wird, als aktiven Inhaltsstoff umfasst.

## Revendications

## 1. Composé de formule (I)



où  $R_1$  représente un hydrogène, un hydroxyle, un halogène,  $(C_1-C_3)$ alkyle, halo $(C_1-C_3)$ alkyle,  $(C_1-C_3)$  alcoxy, halo $(C_1-C_3)$ alcoxy, cyclo $(C_3-C_6)$ alkyle ou cyclo $(C_3-C_6)$ alcoxy;

$R_2$  représente un hydrogène, un halogène,  $(C_1-C_3)$ alkyle, halo $(C_1-C_3)$ alkyle,  $(C_1-C_3)$ alcoxy ou halo  $(C_1-C_3)$  alcoxy, cyclo $(C_3-C_6)$ alkyle ou cyclo $(C_3-C_6)$ alcoxy;

R représente un hydrogène ou  $(C_1-C_3)$  alkyle ou  $(C_3-C_6)$  cycloalkyle;

"n" représente 0 à 4;

"p" représente 0 à 6;

"q" représente 0 à 4.

2. Composé selon la revendication 1, où  $R_1$  est de préférence un hydrogène, un hydroxyle, un halogène,  $(C_1-C_3)$  alkyle, halo $(C_1-C_3)$ alkyle,  $(C_1-C_3)$ alcoxy ou halo $(C_1-C_3)$ alcoxy.

3. Composé selon la revendication 1, où  $R_2$  est de préférence un hydrogène, un halogène,  $(C_1-C_3)$ alkyle, halo $(C_1-C_3)$  alkyle,  $(C_1-C_3)$ alcoxy, halo $(C_1-C_3)$ alcoxy, cyclo $(C_3-C_6)$ alkyle ou cyclo $(C_3-C_6)$ alcoxy.

4. Composé selon la revendication 1, où R est de préférence un hydrogène ou  $(C_1-C_3)$  alkyle.

5. Composé selon la revendication 1, qui est choisi parmi le groupe consistant en :

N'-[2-Méthoxy-5-(5-méthoxy-3-méthyl indole-1-sulfonyl) phényl]-N,N-diméthyl éthane-1,2-diamine;

N'-[5-(3-Chloro-5-méthoxy indole-1-sulfonyl)-2-méthoxy phényl]-N, N-diméthyl éthane-1, 2-diamine;

N'-[5-(3-Chloro indole-1-sulfonyl)-2-méthoxy phényl]-N,N-diméthyl éthane-1,2-diamine;

N'-[5-(Indole-1-sulfonyl)-2-méthoxy phényl]-N, N-diméthyl éthane-1,2-diamine;

N'-[2-Méthoxy-5-(3-méthyl indole-1-sulfonyl) phényl]-N,N-diméthyl éthane-1,2-diamine;

N'-[5-(5-Méthoxy-3-méthyl indole-1-sulfonyl)-2-méthyl phényl]-N,N-diméthyl propane-1,3-diamine;

N'-[5-(5-Méthoxy indole-1-sulfonyl)-2-méthyl phényl]-N,N-diméthyl éthane-1,2-diamine;

N'-[5-(5-Méthoxy-3-méthyl indole-1-sulfonyl)-2-méthyl phényl]-N,N-diméthyl éthane-1,2-diamine;

N'-[5-{5-Méthoxy indole-1-sulfonyl)-2-méthyl phényl]-N, N-diméthyl propane-1,3-diamine.

N'-[3,4-Chloro-3-méthyl indole-1-sulfonyl]phényl]-N,N-diméthyl éthane-1,2-diamine;

N'-[3-(3-Chloro-3-méthyl indole-1-sulfonyl)-2-éthyl phényl]-N, N-diméthyl éthane-1,2-diamine;

N'-[2-éthyl-5-(5-fluoro-3-méthyl indole-1-sulfonyl)-phényl]-N,N-diméthyl éthane-1,2-diamine;

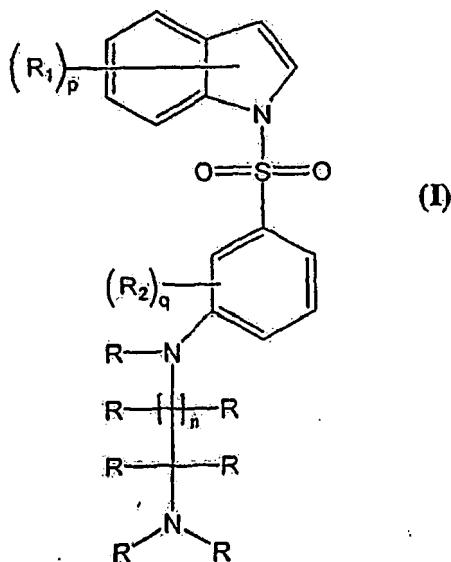
N'-[2-Éthyl-5-(5-fluoro indole-1-sulfonyl)phényl]-N,N-diméthyl éthane 1,2-diamine ;

N'-[2-Éthyl-5-(5-Chloro indole-1-sulfonyl) phényl]-N,N-diméthyl éthane-1,2-diamine;

N'-[2-éthyl-5-(5-méthoxy-3-méthyl indole-1-sulfonyl) phényl]-N,N-diméthyl éthane-1,2-diamine;  
 N'-[3-(5-isopropoxy-3-méthyl indole-1-sulfonyl) phényl]-N,N-diméthyl éthane-1,2-diamine;  
 N'-[5-(5-Bromo-3-méthyl indole-1-sulfonyl)-2-chlorophényl]-N,N-diméthyl éthane-1,2-diamine ;  
 N'-[3-(5-Éthoxy-3-méthyl indole-1-sulfonyl) phényl]-N,N-diméthyl éthane-1,2-diamine;  
 N'-[5-(5-Bromo-3-méthyl indole-1-sulfonyl)-2-éthyl phényl]-N, N-diméthyl éthane-1,2-diamine;  
 N'-[5-(6-Chloro indole-1-sulfonyl)-2-méthyl phényl]-N, N-diméthyl éthane-1,2-diamine;  
 N'-[3-{5-Bromo indole-1-sulfonyl} phényl]-N, N-diméthyl éthane-1,2-diamine;  
 N'-[3-(5-isopropoxy indole-1-sulfonyl) phényl]-N, N-diméthyl éthane-1,2-diamine;  
 N'-[3-(6-Chloroindole-1-sulfonyl)phényl]-N,N-diméthyléthane-1,2-diamine ;  
 N'-[5-(5-Bromo indole-1-sulfonyl)-2-éthyl phényl]-N,N-diméthyl éthane-1,2-diamine ;  
 N'-[3-{4-Chloro indole-1-sulfonyl} phényl]-N, N-diméthyl éthane-1,2-diamine;  
 N'-[2-éthyl-5-(5-méthoxy indole-1-sulfonyl) phényl]-N,N-diméthyl éthane-1,2-diamine;  
 N'-[3-(5-Méthoxy-3-méthyl indole-1-sulfonyl) phényl]-N,N-diméthyl propane-1,3-diamine;  
 N'-[2-Méthoxy-5-(5-Chloro-3-méthyl indole-1-sulfonyl)phényl]-N,N-diméthyl éthane-1,2-diamine  
 N'-[3-(5-Méthoxy-3-méthyl indole-1-sulfonyl) phényl]-N,N-diméthyl éthane-1,2-diamine;  
 N'-[2-Méthoxy-5-(5-Chloro-3-méthyl indole-1-sulfonyl) phényl]-N,N-diméthyl-propane-1,3-diamine;  
 N'-[2-Méthoxy-5-(3-méthyl indole-1-sulfonyl) phényl]-N,N-diméthyl-propane-1,3-diamine;  
 N'-[2-Méthoxy-5-(5-bromo-3-méthyl indole-1-sulfonyl) phényl]-N, N-diméthyl propane-1,3-diamine;  
 N'-[2-Méthoxy-5-(5-fluoro-3-méthyl indole-1-sulfonyl) phényl]-N,N-diméthyl propane-1,3-diamine;  
 N'-[2-Méthoxy-5-(5-fluoro-3-méthyl indole-1-sulfonyl) phényl]-N,N-diméthyl éthane-1,2-diamine;  
 N'-[2-Méthoxy-5-(5-méthoxy-3-méthyl indole-1-sulfonyl)phényl]-N,N-diméthylpropane-1,3-diamine;  
 N'-[3-(5-Fluoro-3-méthyl indole-1-sulfonyl)-5méthoxyphényl]-N,N-diméthyl éthane-1,2-diamine;  
 N'-[3-Chloro-5-(5-éthyl-3-méthoxy indole-1-sulfonyl) phényl]-N,N-diméthyl éthane-1,2-diamine;  
 N'-[3-(5-Fluoro-3-méthoxy indole-1-sulfonyl)-5-méthyl phényl]-N,N-diméthyl éthane-1,2-diamine;  
 N'-[4-Méthoxy-3-(5-méthyl indole-1-sulfonyl) phenyl]-N,N-diméthyl éthane-1,2-diamine;  
 N'-[4-Bromo-3-(5-méthoxy indole-1-sulfonyl) phényl]-N,N-diméthyl éthane-1,2-diamine;  
 N'-[3-(5-Éthyl-3-méthyl indole-1-sulfonyl)-4-méthyl phényl]-N,N-diméthyl éthane-1,2-diamine et  
 N'-[2-Chloro-3-(5-méthoxy-2-méthyl indole-1-sulfonyl) phényl]-N,N-diméthyl éthane-1,2-diamine;

les stéréoisomères de ces derniers ; et les sels pharmaceutiquement acceptable de ces derniers.

#### 6. Procédé pour la préparation d'un composé de formule (I)



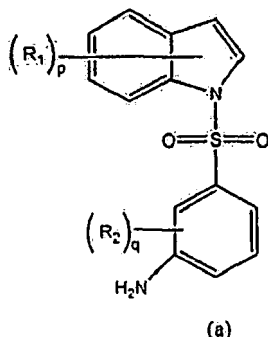
où  $R_1$  représente un hydrogène, un hydroxyle, un halogène,  $(C_1-C_3)$ alkyle, halo $(C_1-C_3)$ alkyle,  $(C_1-C_3)$  alcoxy, halo $(C_1-C_3)$ alcoxy, cyclo $(C_3-C_6)$ alkyle ou cyclo $(C_3-C_6)$ alcoxy  
 $R_2$  représente un hydrogène, un halogène,  $(C_1-C_3)$ alkyle, halo $(C_1-C_3)$ alkyle,  $(C_1-C_3)$ alcoxy ou halo  $(C_1-C_3)$  alcoxy, cyclo $(C_3-C_6)$ alkyle ou cyclo $(C_3-C_6)$ alcoxy;  
 R représente un hydrogène ou  $(C_1-C_3)$  alkyle ou  $(C_3-C_6)$  cycloalkyle ;

"n" représente 0 à 4;

"p" représente 0 à 6;

"q" représente 0 à 4.

consistant à mettre en contact un composé de formule (a)



où tous les substituants sont tels que décrit précédemment ;

avec des dérivés amines, en utilisant une base appropriée en présence d'un solvant inerte à température ambiante.

7. Procédé selon la revendication 6, où ladite base est choisie parmi le carbonate de potassium et l'hydroxyde de sodium.
8. Procédé selon les revendications 6 et/ou 7, où ledit solvant inerte est choisi parmi le dichlorométhane, le diméthylformamide, le diméthyl sulfoxyde et le m-xylène.
9. Composition pharmaceutique comprenant un composé de formule (I) selon les revendications 1 à 5 et un support, diluant, excipient ou solvate pharmaceutiquement acceptable.
10. Composition pharmaceutique selon la revendication 9 sous la forme d'une tablette, une capsule, une poudre, un sirop, une solution injectable ou en suspension, administrée, sous forme d'une dose unique ou d'unités à doses multiples.
11. Composition pharmaceutique selon les revendications 9 et/ou 10, destinée à une utilisation dans le traitement de maladies ou troubles du système nerveux central associés à ou affectés par le récepteur 5-HT<sub>6</sub>, choisis parmi le groupe comprenant les troubles moteurs, les troubles de l'anxiété, un trouble cognitif, un trouble neurodégénératif, la maladie d'Alzheimer, la Chorée de Huntington, un trouble gastro-intestinal, une déficience cognitive associée à la schizophrénie, une déficience cognitive légère, les troubles de l'alimentation, l'anxiété, la dépression, l'obésité et/ou la maladie de Parkinson.
12. Composé de formule (I), selon l'une quelconque des revendications précédentes utilisé dans la fabrication de médicaments pour traiter ou prévenir des maladies ou troubles du système nerveux central associés à ou affectés par le récepteur 5-HT<sub>6</sub> choisis parmi le groupe comprenant les troubles moteurs, les troubles de l'anxiété, un trouble cognitif, un trouble neurodégénératif, la maladie d'Alzheimer, la Chorée de Huntington, un trouble gastro-intestinal, une déficience cognitive associée à la schizophrénie, les troubles de l'alimentation, l'anxiété, la dépression, l'obésité et/ou la maladie de Parkinson.
13. Agent pour la prévention ou le traitement de maladies ou troubles du système nerveux central associés à ou affectés par le récepteur 5-HT<sub>6</sub> choisi parmi le groupe comprenant les troubles moteurs, les troubles de l'anxiété, un trouble cognitif, les troubles neurodégénératifs, la maladie d'Alzheimer, la chorée de Huntington, un trouble gastro-intestinal, une déficience cognitive associée à la schizophrénie, les troubles de l'alimentation, l'anxiété, la dépression, l'obésité et/ou la maladie de Parkinson ; comprenant en tant qu'ingrédient actif un composé de formule (I) selon l'une quelconque des revendications précédentes.

## REFERENCES CITED IN THE DESCRIPTION

This list of references cited by the applicant is for the reader's convenience only. It does not form part of the European patent document. Even though great care has been taken in compiling the references, errors or omissions cannot be excluded and the EPO disclaims all liability in this regard.

## Patent documents cited in the description

- WO 03066056 A1 [0014]
- WO 03065046 A2 [0014]
- WO 02098878 A [0019]
- WO 200063203 A [0021]
- WO 2000 A [0021]
- WO 2002098857 A [0022]
- WO 2003080580 A [0023]
- WO 2002060871 A [0023]
- WO 2004055026 A1 [0024]
- WO 20041048331 A1 [0024]
- WO 2004048330 A1 [0024]
- WO 2004048328 A2 [0024]
- WO 9827081 A [0024]
- WO 9902502 A [0024]
- WO 9937623 A [0024]
- WO 9942465 A [0024]
- WO 0132646 A [0024]
- WO 2007020652 A1 [0025]

## Non-patent literature cited in the description

- **Monsma, F. J. ; Shen, Y. ; Ward, R. P. ; Hamblin, M. W. ; Sibley, D.R.** *Molecular Pharmacology*, 1993, vol. 43, 320-327 [0005]
- **Kohen, R. ; Metcalf, M. A. ; Khan, N. ; Druck, T. ; Huebner, K. ; Sibley, D. R.** *Journal of Neurochemistry*, 1996, vol. 66, 47-56 [0005]
- **Ruat, M. ; Traiffort, E. ; Arrang, J-M. ; Tardivel-Lacombe, L. ; Diaz, L. ; Leurs, R. ; Schwartz, J-C.** *Biochemical Biophysical Research Communications*, 1993, vol. 193, 268-276 [0005]
- **Ward, R. P. ; Hamblin, M. W. ; Lachowicz, J. E. ; Hoffman, B. J. ; Sibley, D. R. ; Dorsa, D. M.** *Neuroscience*, 1995, vol. 64, 1105-1111 [0006]
- **Sleight, A.J. et al.** 5-HT<sub>6</sub> and 5-HT<sub>7</sub> receptors: molecular biology, functional correlates and possible therapeutic indications. *Drug News Perspect.*, 1997, vol. 10, 214-224 [0007]
- **Reavill C. ; Rogers D. C.** *Current Opinion in Investigational Drugs*. Pharma Press Ltd, 2001, vol. 2, 104-109 [0007]
- **Stean, T. et al.** Anticonvulsant properties of the selective 5-HT<sub>6</sub> receptor antagonist SB-271046 in the rat maximal electroshock seizure threshold test. *Br. J. Pharmacol.*, 1999, vol. 127, 131 [0008]
- **Routledge, C. et al.** Characterization of SB-271046: a potent, selective and orally active 5-HT<sub>6</sub> receptor antagonist. *Br. J. Pharmacol.*, 2000, vol. 130, 1606-1612 [0008]
- **Gerard, C. ; Martres, M.P. ; Lefevre, K. ; Miquel, M. C. ; Verge, D. ; Lanfumey, R. ; Doucet, E. ; Hamon, M. ; El Mestikawy, S.** *Brain Research*, 1997, vol. 746, 207-219 [0010]
- **Bentley, J. C. ; Boursson, A. ; Boess, F. G. ; Kone, F. C. ; Marsden, C. A. ; Petit, N. ; Sleight, A. J.** *British Journal of Pharmacology*, 1999, vol. 126 (7), 1537-1542 [0010]
- **Dawson, L. A. ; Nguyen, H. Q. ; Li, P.** *British Journal of Pharmacology*, 2000, vol. 130 (1), 23-26 [0011]
- **Rogers, D. C. ; Hatcher, P. D. ; Hagan, J. J.** *Society of Neuroscience, Abstracts*, 2000, vol. 26, 680 [0011]
- **Ernst, M ; Zametkin, A. J. ; Matochik, J. H. ; Jons, P. A. ; Cohen, R. M.** *Journal of Neuroscience*, 1998, vol. 18 (15), 5901-5907 [0012]
- **Cole, D.C. et al.** Discovery of a potent, selective and orally active 5-HT<sub>6</sub> receptor agonist, WAY-181187. *230th ACS Natl. Meet.*, 28 August 2005 [0013]
- **Branchek, T. A. ; Blackburn, T. P.** *Annual Reviews in Pharmacology and Toxicology*, 2000, vol. 40, 319-334 [0015]
- **Stean, T. ; Routledge, C. ; Upton, N.** *British Journal of Pharmacology*, 1999, vol. 127, 131 [0016]
- **Routledge, C. ; Bromidge, S. M. ; Moss, S. F. ; Price, G. W. ; Hirst, W. ; Newman, H. ; Riley, G. ; Gager, T. ; Stean, T. ; Upton, N.** *British Journal of Pharmacology*, 2000, vol. 30 (7), 1606-1612 [0016]
- **Roth, B. L. et al.** *Journal of Pharmacology and Experimental Therapeutics*, 1994, vol. 268, 1403-1412 [0018]
- **Sibley, D. R. et al.** *Molecular Pharmacology*, 1993, vol. 43, 320-327 [0018]
- **Sleight, A. J. et al.** *Neurotransmission*, 1995, vol. 11, 1-5 [0018]
- **Sleight, A. J. et al.** *Serotonin ID Research Alert*, 1997, vol. 2 (3), 115-118 [0018]
- **Bentley, J. C. ; Boursson, A. ; Boess, F. G. ; Kone, F. C. ; Marsden, C. A. ; Petit, N. ; Sleight, A. J.** *British Journal of Pharmacology*, 1999, vol. 126 (7), 1537-1542 [0019]
- **Wooley et al.** *Neuropharmacology*, 2001, vol. 41, 210-229 [0019]
- **Holenz, Jo''rg.** *Drug Discovery Today*, April 2006, vol. 11 (7/8) [0020]

- **Glennon, R.A.** 2-Substituted tryptamines: agents with selectivity for 5-HT<sub>6</sub> serotonin receptors. *J. Med. Chem.*, 2000, vol. 43, 1011-1018 [0021]
- **Tsai, Y.** Benzenesulfonyltryptamines as novel 5-HT<sub>6</sub> antagonists. *Bioorg. Med. Chem. Lett.*, 2000, vol. 10, 2295-2299 [0021]
- **Demchyshyn L. et al.** ALX-1161: pharmacological properties of a potent and selective 5-HT<sub>6</sub> receptor antagonist. *31st Annu. Meet. Soc. Neurosci.*, 10 November 2001 [0021]
- **Mattsson, C.** Novel, potent and selective 2-alkyl-3-(1,2,3,6-tetrahydropyridin-4-yl)-1H-indole as 5-HT<sub>6</sub> receptor agonists. *XVIIth International Symposium on Medicinal Chemistry*, 2002 [0021]
- **Mattsson, C.** 2-Alkyl-3-(1,2,3,6-tetrahydropyridin-4-yl)-1H-indoles as novel 5-HT<sub>6</sub> receptor agonists. *Bioorg. Med. Chem. Lett.*, 2005, vol. 15, 4230-4234 [0021]
- **Pullagurta, M.R. et al.** Possible differences in modes of agonist and antagonist binding at human 5-HT<sub>6</sub> receptors. *Bioorg. Med. Chem. Lett.*, 2004, vol. 14, 4569-4573 [0022]
- **Bromidge, S.M.** 5-Chloro-N-(4-methoxy-3-piperazin-1-ylphenyl)-3-methyl-2-benzothiophenesulfonamide (SB-271046): A potent, selective and orally bioavailable 5-HT<sub>6</sub> receptor antagonist. *J. Med. Chem.*, 1999, vol. 42, 202-205 [0022]
- **Bromidge, S.M. et al.** Phenyl benzenesulfonamides are novel and selective 5-HT<sub>6</sub> antagonists: Identification of N-(2,5-dibromo-3-fluorophenyl)-4-methoxy-3-piperazin-1-ylbenzenesulfonamide (SB-357134). *Bioorg. Med. Chem. Lett.*, 2001, vol. 11, 55-58 [0022]
- **Hirst, W.D. et al.** Characterisation of SB-399885, a potent and selective 5-HT<sub>6</sub> receptor antagonist. *33rd Annu. Meet. Soc. Neurosci.*, 08 November 2003 [0022]
- **Stadler, H. et al.** 5-HT<sub>6</sub> antagonists: A novel approach for the symptomatic treatment of Alzheimer's disease. *37th IUPAC Cong. Berlin*, 1999 [0022]
- **Bonhaus, D. W. et al.** Ro-4368554, a high affinity, selective, CNS penetrating 5-HT<sub>6</sub> receptor antagonist. *32nd Annu. Meet. Soc. Neurosci.*, 2002 [0022]
- *Br. J. Pharmacol.*, vol. 124, 556-562 [0023]
- **Pouzet, B. et al.** Effects of the 5-HT<sub>6</sub> receptor antagonist, SB-271046, in animal models for schizophrenia. *Pharmacol. Biochem. Behav.*, 2002, vol. 71, 635-643 [0023]
- Diagnostic and Statistical Manual of Mental Disorder. American Psychiatric Association [0046]
- Principles of Asymmetric synthesis. Tetrahedron series. vol. 14, 311-316 [0053]
- **Jacques.** Enantiomers, Racemates and Resolution. Wiley Interscience, 1981 [0053]
- *J. Pharm. Sci.*, 1977, vol. 66, 1-19 [0055]
- **T. W. Greene.** Protective Groups in Organic Synthesis. J. Wiley and Sons, 1991 [0065]
- **Monsma F. J. Jr. et al.** Molecular Cloning and Expression of Novel Serotonin Receptor with High Affinity for Tricyclic Psychotropic Drugs. *Mol. Pharmacol.*, 1993, vol. 43, 320-327 [0100]
- **Kask et al.** *European Journal of Pharmacology*, 2001, vol. 414, 215-224 [0125]
- **Turnball.** *Diabetes*, August 2002, vol. 51 [0125]
- **Ennaceur, A. ; Delacour, J.** A new one-trial test for neurobiological studies of memory in rats - Behavioral data. *Behav. Brain Res.*, 1988, vol. 31, 47-59 [0131]
- **King M. V. ; Sleight A., J. ; Woolley M. L.** *Neuropharmacology*, 2004, vol. 47, 195-204 [0135]
- **Bentley J. C. ; Bourson A. ; Boess F. G. ; Fone K. C. F. ; Marsden C. A. ; Petit N. ; Sleight A. J.** *British Journal of Pharmacology*, 1999, vol. 126 (7), 1537-1542 [0135]
- **Callahan P.M. ; Rowe N. B. ; Tehim A.** *Society for neuroscience*, 2004 [0138]
- **Fox G. B. ; Connell A. W. U. ; Murphy K. J. ; Regan C. M.** *Journal of Neurochemistry*, 1995, vol. 65 (6), 2796-2799 [0138]