



(12) **EUROPEAN PATENT APPLICATION**

(43) Date of publication:
30.06.2010 Bulletin 2010/26

(51) Int Cl.:
A47G 19/02 (2006.01) **A47G 19/08** (2006.01)
A47G 19/23 (2006.01)

(21) Application number: **09398018.3**

(22) Date of filing: **07.12.2009**

(84) Designated Contracting States:
AT BE BG CH CY CZ DE DK EE ES FI FR GB GR HR HU IE IS IT LI LT LU LV MC MK MT NL NO PL PT RO SE SI SK SM TR
Designated Extension States:
AL BA RS

(71) Applicant: **Modelo Continente Hipermercados, S.A.**
4470 Maia (PT)

(72) Inventor: **The designation of the inventor has not yet been filed**

(30) Priority: **18.12.2008 PT 01038708**

(74) Representative: **Pereira da Cruz, Joao J. Pereira da Cruz, S.A., Rua Vitor Cordon, 14 1249-103 Lisboa (PT)**

(54) **Decorative container intended for accommodating a dinnerware set**

(57) This invention relates to a decorative container (1) intended for accommodating a dinnerware set, with the shape of a pot or jar and being comprised of two pieces of the dinnerware set, both of them having a cir-

cular configuration with a pronounced concavity, namely a salad bowl (2) and a roasting pan (3) whose concave surfaces are facing each other and accommodate between them four soup plates (5), four flat dishes (6) and one round platter (4).

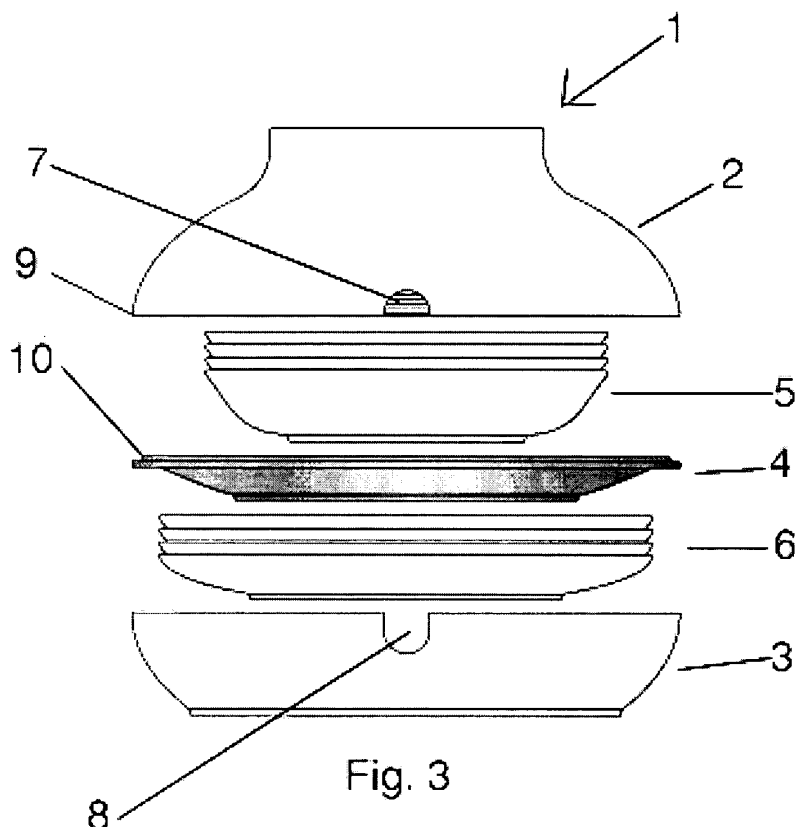


Fig. 3

Description

SCOPE OF THE INVENTION

[0001] This invention relates to a decorative container intended for accommodating a dinnerware set, having the shape of a pot or jar and being comprised of a salad bowl and a roasting pan, which accommodate between them a dinnerware set including four flat dishes, four soup plates and a round platter.

PRIOR ART

[0002] Stackable pieces of dinnerware sets or kitchen utensils are already known from the prior art, such as, inter alia, the ones disclosed in the patent applications CN2907441Y and GB210074.

[0003] The decorative container for dinnerware, as described in this invention, comprises a salad bowl and a roasting pan and accommodates the remaining pieces of the dinnerware set.

SUMMARY OF THE INVENTION

[0004] The objective of this invention is to provide a dinnerware set that fits a decorative and functional configuration.

[0005] The decorative container for dinnerware of this invention is comprised of two pieces from the dinnerware set, whose concave surfaces are facing each other and accommodate between them different items of the dinnerware set.

BRIEF DESCRIPTION OF THE DRAWINGS

[0006] The following description is made with reference to the enclosed drawings which are provided for illustrative purposes only and have a non-limiting character, wherein:

Figure 1 is a perspective view of the decorative container for accommodating a dinnerware set;

Figure 2 is a cross-sectional view of the decorative container for dinnerware with the respective pieces being duly accommodated;

Figure 3 is a side raised view of the sequence of pieces comprising the dinnerware set; and

Figure 4 is a perspective view of the salad bowl.

DETAILED DESCRIPTION OF THE INVENTION

[0007] The decorative container (1) for accommodating a dinnerware set is an innovative solution which can be used in kitchens with a reduced space, on outside areas, and for the transport of the dinnerware set.

[0008] As previously mentioned, and due to its size, the decorative container (1) intended for accommodating a dinnerware set constitutes a functional and decorative

solution to be used in small spaces. The decorative container (1) for accommodating dinnerware as illustrated in the figure (1) has approximately 22 cm height and 30 cm of diameter.

[0009] As can be observed in the figures 1 to 3, the decorative container (1) intended for accommodating a dinnerware set according to this invention has the shape of a pot or of a jar and is comprised in its upper end by a salad bowl (2) facing downwards, and in its lower end by a roasting pan (3) facing upwards.

[0010] Both the salad bowl (2) and the roasting pan (3) have a circular configuration with a pronounced concavity and they accommodate the remaining items of the dinnerware set in the existing space between them.

[0011] The salad bowl (2) and the roasting pan (3), represented in the figures 2 and 3, accommodate between them several pieces with the standard dimensions for this kind of dinnerware set, in particular four soup plates (5), four flat dishes (6) and one round platter (4).

[0012] The size of each item comprising the dinnerware set illustrated in figures 2 and 3 is shown in the table below:

	Diameter (cm)	Height (cm)
Salad bowl (2)	30.0	15.5
Roasting pan (3)	30.0	6.0
Round platter (4)	30.0	2.5
Soup plates (5)	22.0	4.0
Flat dishes (6)	27.0	2.5

[0013] Between the salad bowl (2) and the roasting pan (3) (whose concave surfaces are facing each other) is the round platter (4), illustrated in the figures 3 and 4, whose purpose is to separate the soup plates from the flat dishes, these being accommodated, respectively, in the upper part and in the lower part of the decorative container (1) intended for accommodating a dinnerware set.

[0014] The salad bowl (2), illustrated in figure 4, may have a non-glazed border (9), which lays on the edge (10) of the round platter (4).

[0015] As represented in the figures 1 and 4, the salad bowl (2) comprises in its outer surface two ribbed areas (7) designed for handling the piece itself (2).

[0016] The roasting pan (3), represented in the figures 1 and 3, comprises in its upper edge two apertures (8) which are in diametrically opposed positions and are designed for handling the round platter (4), the flat dishes (6) and the roasting pan itself (3).

[0017] The figure 3 shows the sequence of the pieces comprising the dinnerware set, this sequence being possible to be changed, i.e., the decorative container (1) intended for accommodating a dinnerware set may present different sequences of dinnerware items (not illustrated in the figures), such as, for instance, the decorative con-

tainer (1) for dinnerware set can accommodate the soup plates (5) or the flat dishes (6) only.

[0018] The decorative container (1) intended for accommodating dinnerware can also have different sequences of pieces of the dinnerware set and it may be used for accommodating other objects, foods or items of a standard size from different dinnerware sets.

[0019] The salad bowl (2) may have some holes in its centre (not illustrated in the figures), thus enabling foods to be heated or steam cooked by introducing hot water in the roasting pan (3).

claims, **characterized in that** the salad bowl (2) has in its outer surface two ribbed areas (7) which were designed for handling the piece.

- 5 **5.** A decorative container (1) intended for accommodating a dinnerware set, according to the previous claims, **characterized in that** the roasting pan (3) comprises apertures (8) designed for handling the round platter (4), the flat dishes (6) and the roasting pan itself (3).
- 10

Captions of the Figures

[0020] Decorative container (1) for accommodating a dinnerware set 15

Salad bowl (2)
 Roasting pan (3)
 Round platter (4) 20
 Soup plates (5)
 Flat dishes (6)

 Opening latches (7)
 Apertures (8) 25

 Non-glazed border (9) of the salad bowl (2)
 Edge (10) of the round platter (4)

 30

Claims

1. A decorative container (1) intended for accommodating a dinnerware set, **characterized in that** it is comprised of two distinct items of the dinnerware set, one in the upper part and another in the lower part, both of them having a circular configuration and a pronounced concavity, whose concave surfaces are facing each other and which are used to accommodate between them the pieces of the dinnerware set. 35
 40
2. A decorative container (1) intended for accommodating a dinnerware set, according to the previous claim, **characterized in that** the upper part is a salad bowl (2) and the lower part is a roasting pan (3), and **in that** the dinnerware set comprises four soup plates (5), four flat dishes (6) and one round platter (4). 45
 50
3. A decorative container (1) intended for accommodating a dinnerware set, according to the previous claims, **characterized in that** the round platter (4) is as a dividing plate which is positioned between the salad bowl (2) and the roasting pan (3). 55
4. A decorative container (1) intended for accommodating a dinnerware set, according to the previous

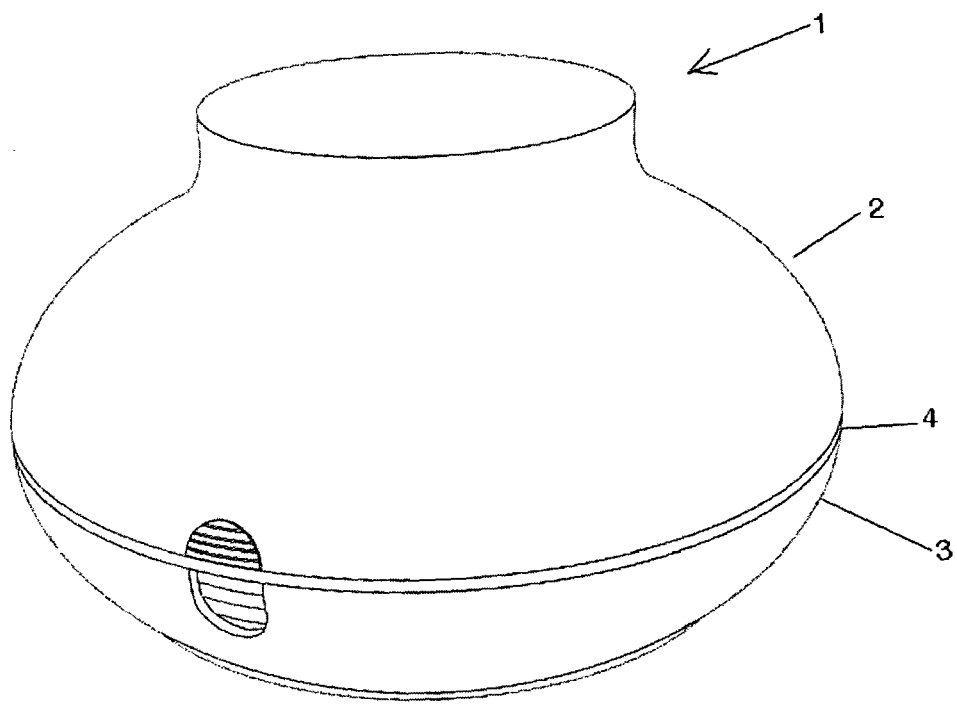


Fig. 1


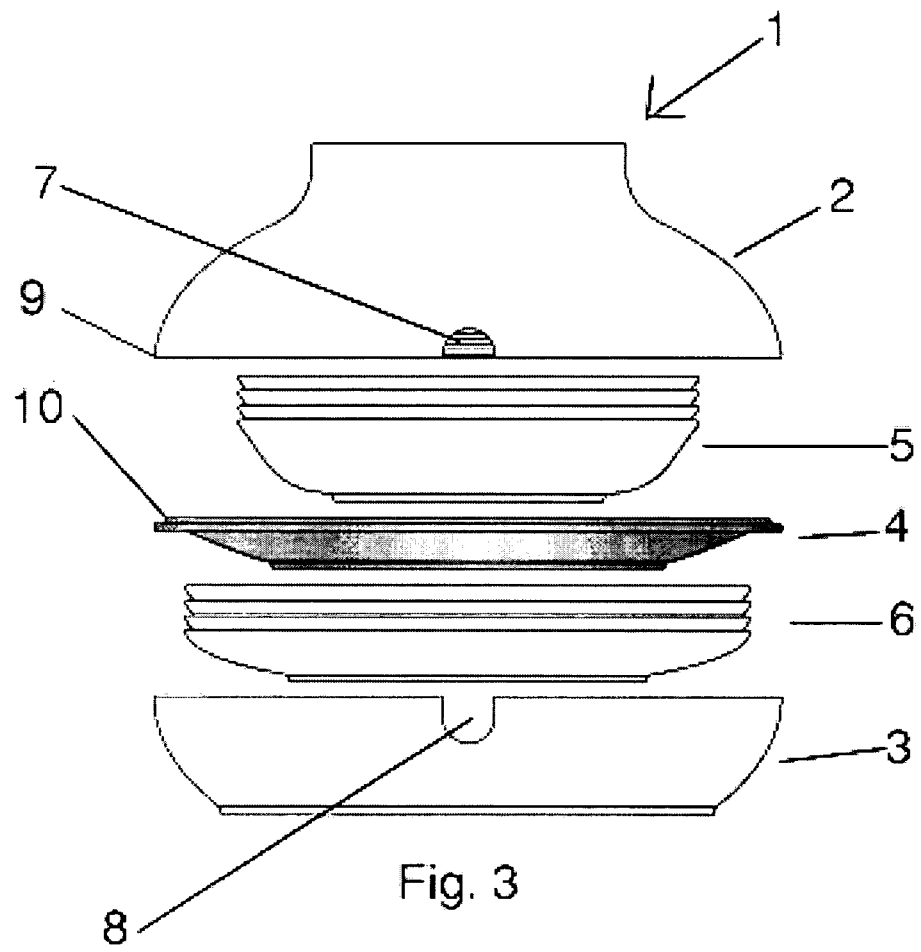


Fig. 2



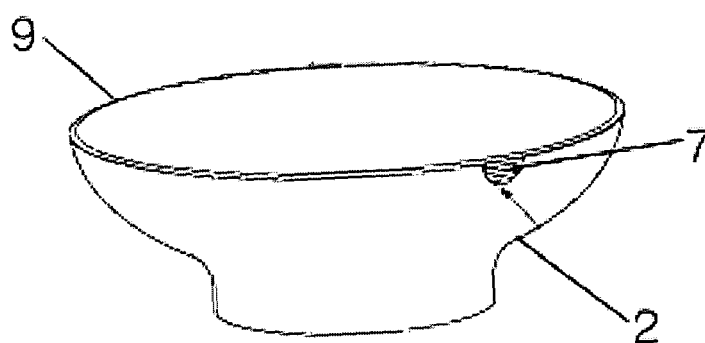


Fig. 4

REFERENCES CITED IN THE DESCRIPTION

This list of references cited by the applicant is for the reader's convenience only. It does not form part of the European patent document. Even though great care has been taken in compiling the references, errors or omissions cannot be excluded and the EPO disclaims all liability in this regard.

Patent documents cited in the description

- CN 2907441 Y [0002]
- GB 210074 A [0002]