



(12) **EUROPEAN PATENT APPLICATION**

(43) Date of publication:
09.03.2011 Bulletin 2011/10

(51) Int Cl.:
F24D 19/06 (2006.01)

(21) Application number: **10186057.5**

(22) Date of filing: **15.07.2003**

(84) Designated Contracting States:
AT BE BG CH CY CZ DE DK EE ES FI FR GB GR HU IE IT LI LU MC NL PT RO SE SI SK TR

(72) Inventor: **de Rozarieux, David**
Blandford Forum, Dorset DT11 0HZ (GB)

(30) Priority: **16.07.2002 GB 0216464**

(74) Representative: **Spencer, Michael David**
Bromhead Johnson
19 Buckingham Street
London
WC2 6EF (GB)

(62) Document number(s) of the earlier application(s) in accordance with Art. 76 EPC:
03254445.4 / 1 384 957

(71) Applicant: **Winther, Browne & Company Limited**
Hertfordshire EN3 7ER (GB)

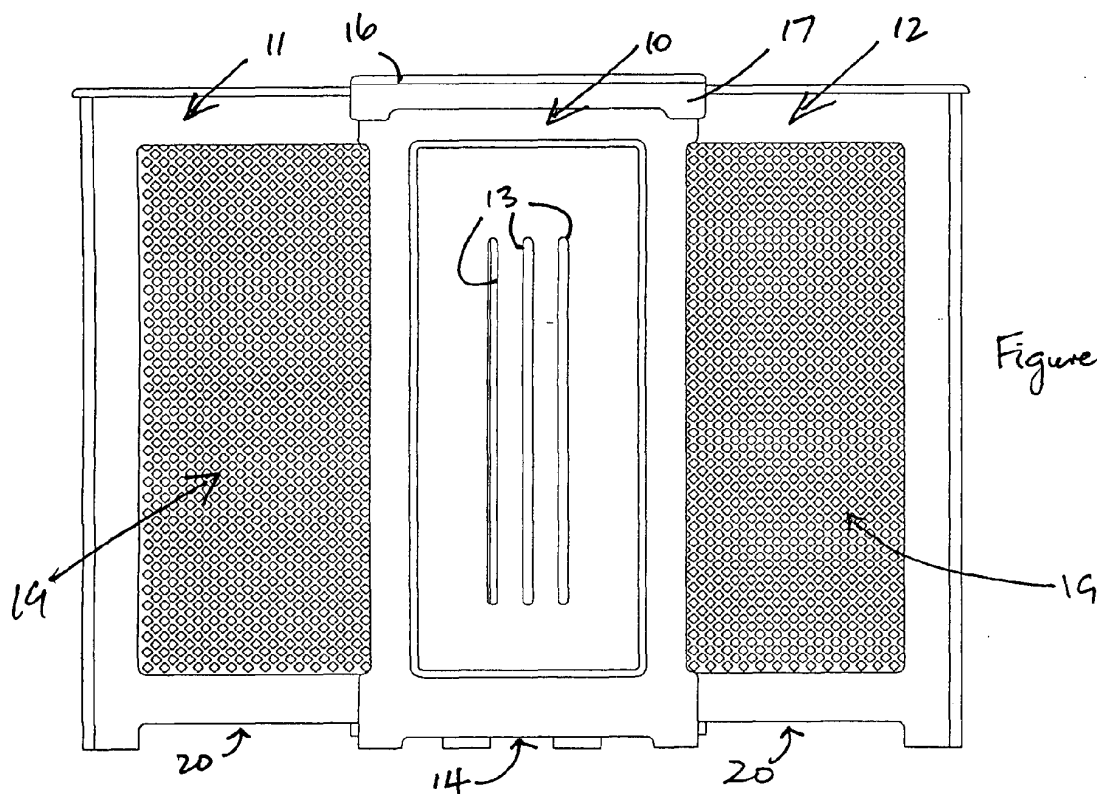
Remarks:

This application was filed on 01-10-2010 as a divisional application to the application mentioned under INID code 62.

(54) **Radiator Covers**

(57) A radiator cover which includes a central section (10) which includes a top portion (16) (which fits on top of a radiator) and a front portion (which fits in front of a radiator), and a pair of side sections (11, and 12), each

of which includes a top portion (22) and a front portion. At least one of the side sections (11, 12) is designed for sliding movement relative to the central section (10) to permit adjustment of the width of the radiator cover.



Description

Field of the Invention

[0001] This invention relates to radiator covers.

[0002] Radiators are produced in many different sizes, i.e. not only different heights but also different widths.

[0003] It can, therefore, be difficult for an intending purchaser of a radiator cover to be sure that a radiator cover which he or she is intending to purchase will fit over a particular radiator.

[0004] It is accordingly an object of the present invention to provide an improved form of radiator cover that is adjustable in width.

Summary of the Invention

[0005] According to the present invention there is provided a radiator cover which includes:-

- a) a central section which includes a top portion (which fits on top of a radiator) and a front portion (which fits in front of a radiator), and
- b) a pair of side sections, each of which includes a top portion and a front portion,

and in which at least one of the side sections is designed for sliding movement relative to the central section to permit adjustment of the width of the radiator cover.

[0006] Both side sections are preferably arranged for sliding movement relative to the central section.

[0007] The heights of the side sections are preferably slightly less than the height of the central section, which is preferably formed with a pair of horizontal slots located immediately beneath the top portion thereof, the horizontal slots in the central section being arranged to receive parts of the top portions of the side sections to enable the top portions of the side sections to fit beneath the top portion of the central section.

[0008] A purchaser of a radiator cover can accordingly install the central section of the radiator cover centrally of the radiator and can then slide the two side sections into position.

[0009] The central section and the side sections preferably have lower edges that are rebated to allow for the flow of air around the radiator.

[0010] The central section is preferably so decorated, embossed or otherwise formed that a standard central section can be used with a range of alternative designs of side sections.

[0011] The central section is preferably formed with one or more vents and the side sections preferably each include a mesh or grille formation that provides a multiplicity of ventilation openings or a plurality of vertically extending slats or louvers which are movable between positions in which the presented surfaces thereof are substantially flush with one another and positions in which openings are defined between adjacent louvers.

Brief Description of the Drawings

[0012]

Figure 1 is a front view of a radiator cover,

Figure 2 is a plan view of the radiator cover,

Figure 3 is a side view of the radiator cover, and

Figure 4 is a rear view of a radiator cover.

Description of the Preferred Embodiment

[0013] The radiator cover shown in the drawings includes a central section 10 and a pair of side sections 11 and 12. The central section 10 includes a main frame formed with three vertical ventilation slots 13 and the lower edge of the main frame of the central section 10 is formed with a rebate 14 to allow for the flow of air beneath said lower edge. A planar support 15 is connected to the rear of the top of the main frame of the central section 10 and a flat top 16 is connected to the upper end of a vertical limb of the planar support 15. A flat decorative element 17 extends downwardly from the front of the flat top 16. The planar support 15 also includes a horizontal limb that extends for the width of the central section 10 and the upper edge of the horizontal limb of the planar support 15 is spaced downwardly from the lower surface of the flat top 16 of the central section 10 so that two horizontally extending slots are defined between the lower surface of the flat top 16 and the horizontal limb of the planar support 15.

[0014] A horizontal bar 18 is secured to the lower portion of the main frame of the central section 10 of the radiator cover and a spacer block (not shown) is disposed between the horizontal bar 18 and the lower portion of the main frame so that two horizontally extending guide slots are defined at the base of the central section 10 of the radiator cover. The guide slots adjacent the base of the central section 10 of the radiator cover co-operate with the guide slots beneath the flat top 16 of the central section to permit sliding movement of the side sections 11 and 12 of the radiator cover relative to the central section 10.

[0015] Each side section 11, 12 includes a rectangular frame surrounding a mesh or grille 19 and the lower edge of each rectangular air frame is formed with a rebate 20 to permit the flow of air through the rebates 20. Each side section 11, 12 also includes an end wall 21 and a flat top 22. The dimensions of the central section 10 and of the side sections 11 and 12 are such that the heights of the upper surfaces of the flat tops 22 of the side sections 11 and 12 are just a little less than the height of the under-surface of the flat top 16 of the central section 10.

[0016] When, therefore, a purchaser of a radiator cover wishes to install the radiator cover, he or she will fix the central section 10 of the radiator cover in position cen-

trally of the radiator, and in front of the radiator, with the flat top 16 over the top of the central portion of the radiator and will then slide the two side sections 11 and 12 into position so that the flat tops 22 of the side sections 11 and 12 extend over the side portions of the radiator.

[0017] In the drawings, side section 12 is shown slid inwardly to its fullest extent but side section 11 is shown in a position close to, but spaced from, that which it would occupy if it were slid fully inwardly. As can be seen from the drawings, the heights of the side sections 11 and 12 are slightly less than the height of the central section 10.

[0018] No fixings or fastenings are required to adjust the positions of the side sections 11 and 12 relative to the central section 10 and the radiator cover has an attractive appearance regardless of the relative positions of the sections 10, 11 and 12 thereof.

[0019] Although the preferred design provides for adjustment of the positions of both side sections 11 and 12 relative to the central section 10, it would be possible for one of the side sections 11, 12 to be fixed to the central section 10 and only one of the side sections 11 and 12 to be movable slidably relative to the central section 10.

[0020] The central section 10 is so decorated, embossed or otherwise formed that a standard central section can be used with a range of alternative designs of side sections.

[0021] As shown in the drawings, both side sections 11, 12 include a rectangular frame surrounding a mesh or grille 19. In an alternative design, each side section 11, 12 includes a plurality of vertical slats or louvers contained within a rectangular frame and a lever-operated mechanism (not shown) is provided for moving each array of slats or louvers between positions in which the presented surfaces of the slats or louvers are flush with one another, so that the presented surface of the side section 11, 12 is substantially continuous, and positions in which the slats or louvers are inclined relative to the plane of the rectangular frame and controlled air flow between adjacent slats or louvers is obtained.

Claims

1. A radiator cover which includes:

a) a central section (10) which includes a top portion (16) (which fits on top of a radiator) and a front portion (which fits in front of a radiator), and

b) a pair of side sections (11, and 12), each of which includes a top portion (22) and a front portion,

and in which at least one of the side sections (11, 12) is designed for sliding movement relative to the central section (10) to permit adjustment of the width of the radiator cover.

2. A radiator cover as claimed in Claim 1, in which both

side sections (11, 12) are arranged for sliding movement relative to the central section (10).

3. A radiator cover as claimed in Claim 2, in which the heights of the side sections (11, 12) are slightly less than the height of the central section (10).

4. A radiator cover as claimed in Claim 3, in which the central section (10) is formed with a pair of horizontal slots located immediately beneath the top portion (16) thereof and in which the horizontal slots in the central section (10) are arranged to receive parts of the top portions (22) of the side sections (11, 12) to enable the top portions (22) of the side sections (11, 12) to fit beneath the top portion (16) of the central section (10).

5. A radiator cover as claimed in any one of the preceding claims, in which the central section (10) and the side sections (11, 12) have lower edges that are formed with rebates (14, 20) to allow for the flow of air around the radiator.

6. A radiator cover as claimed in any one of the preceding claims, in which the central section (10) is so decorated, embossed or otherwise formed that a standard central section (10) can be used with a range of alternative designs of side sections (11, 12).

7. A radiator cover as claimed in any one of the preceding claims, in which the central section (10) is formed with one or more vents (13) and the side sections (11, 12) each include a mesh or grille formation (19) that provides a multiplicity of ventilation openings.

8. A radiator cover as claimed in any one of Claims 1 to 6, in which the central section (10) is formed with one or more vents (13) and the side sections (11, 12) each include a plurality of vertically extending slats or louvers which are movable between positions in which the presented surfaces thereof are substantially flush with one another and positions in which openings are defined between adjacent slats or louvers.

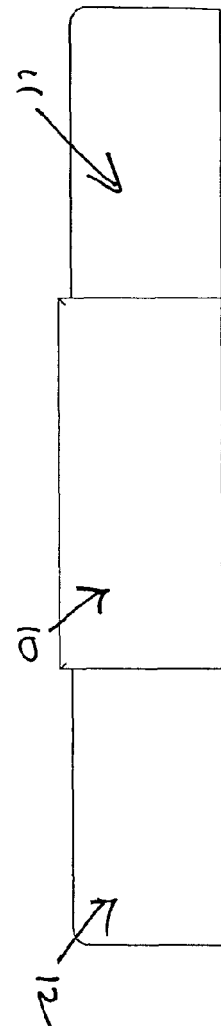


Figure 2

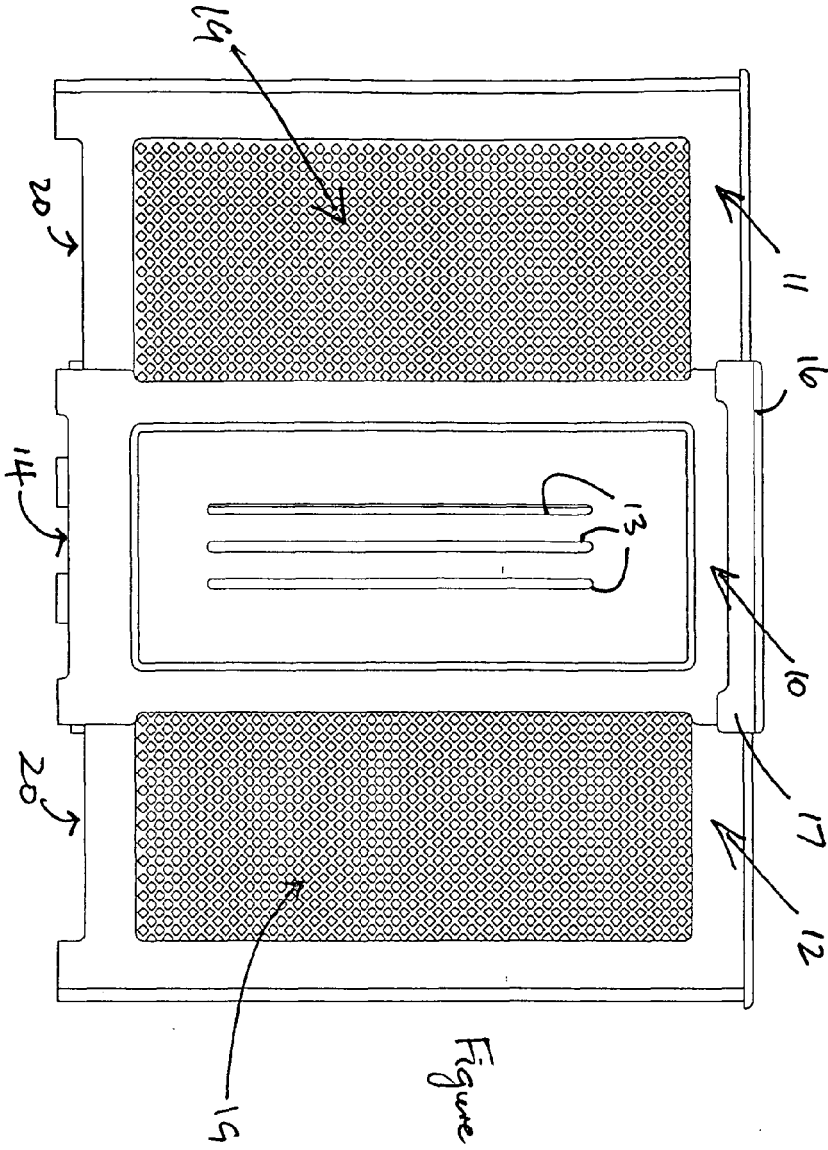


Figure 1

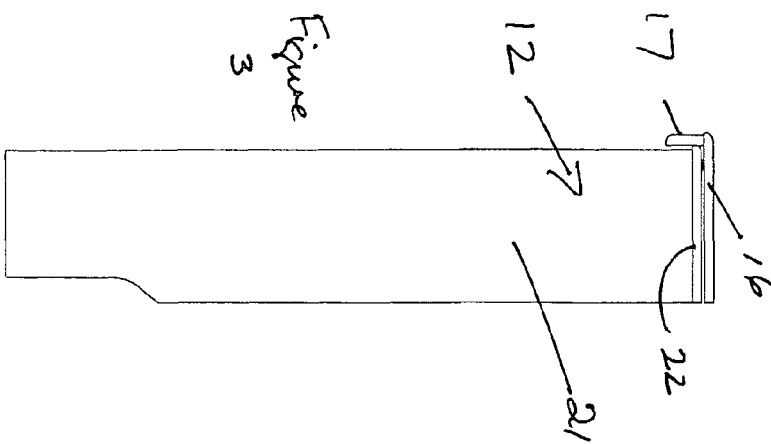


Figure 3

