



(12) **EUROPEAN PATENT APPLICATION**

(43) Date of publication:
13.04.2011 Bulletin 2011/15

(51) Int Cl.:
A47L 15/46^(2006.01) A47L 15/42^(2006.01)

(21) Application number: **10010756.4**

(22) Date of filing: **20.11.2004**

(84) Designated Contracting States:
AT BE BG CH CY CZ DE DK EE ES FI FR GB GR HU IE IS IT LI LU MC NL PL PT RO SE SI SK TR

(62) Document number(s) of the earlier application(s) in accordance with Art. 76 EPC:
04027623.0 / 1 658 803

(71) Applicant: **Electrolux Home Products Corporation N.V.**
1130 Brussels (BE)

(72) Inventors:
• **Steiner, Winfried**
90491 Nürnberg (DE)
• **Stahlmann, Rolf**
91639 Wolframs-Eschenbach (DE)

• **Füglein, Stefan**
90427 Nürnberg (DE)
• **Mack, Friedrich**
90478 Nürnberg (DE)
• **Forst, Klaus-Martin**
89423 Peterswörth (DE)

(74) Representative: **Röder, Richard**
Electrolux Rothenburg GmbH
Factory and Development
90327 Nürnberg (DE)

Remarks:

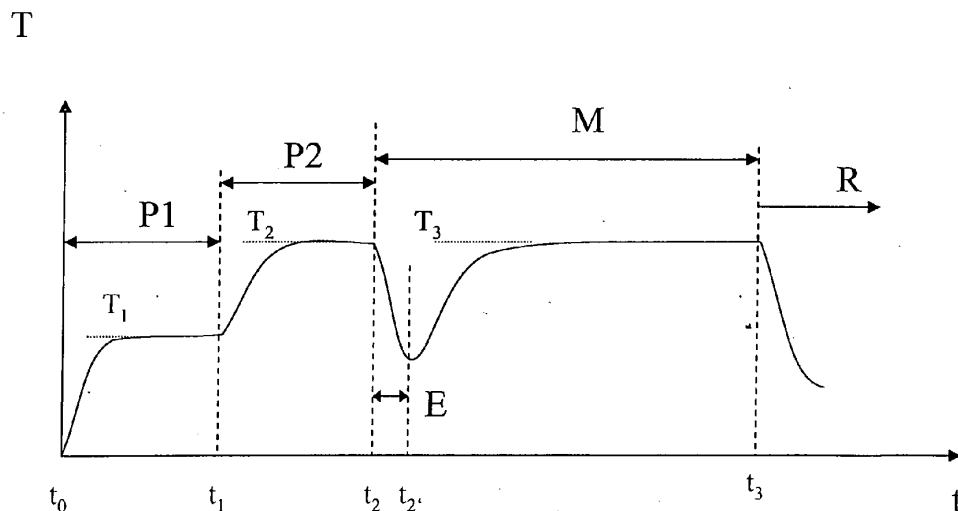
This application was filed on 27-09-2010 as a divisional application to the application mentioned under INID code 62.

(54) **Dishwasher having a program option and dishwashing cycle**

(57) The invention relates to a dishwashing cycle for washing articles in a dishwasher, including performing a pre-treatment wash using a pre-treatment detergent under washing conditions optimized for said pre-treatment

detergent, and performing a main wash, wherein the dishwashing cycle including said pre-treatment wash is activated upon an option selection, and wherein a pre-wash of a dishwashing cycle is replaced by said pre-treatment wash upon said option selection.

Fig. 2



Description

[0001] The invention relates to a dishwashing machine having a program option to modify the washing cycle, and to a dishwashing cycle which provides an optimized dishwashing procedure, in particular for heavily soiled articles to be washed in the dishwasher.

[0002] DE 199 57 243 A1 discloses a dishwasher having an option button for the use of a three-in-one combi-detergent tablet and a washing cycle specifically adapted to optimize the washing result using a three-in-one combi-detergent tablet. When selecting the option button for the three-in-one tablet, the control unit modifies a standard dishwashing cycle including a pre-wash and a main wash in that an optimum time and temperature profile is used during the washing cycle. A first component of the three-in-one tablet is dissolved during a cold pre-wash. A second component is dissolved during a first portion of the main wash using a washing temperature of 40°C. A third component is dissolved during a second portion of the main wash heating the washing liquid to a temperature of 60°C. By running such a temperature profile the dissolving of the components of the three-in-one tablet is optimized on the one side and on the other side the respective component is used at its optimum activation temperature such that the washing result on the articles placed in the dishwasher is also optimized. The composition of such a tablet (amount of the detergent component and the resolving time of the three-in-one tablet) is selected for an average load of the dishwasher and an average soiling of the articles.

[0003] It is an object of the invention to provide a dishwasher and a dishwashing cycle which provide a further optimized washing result for soiled articles to be washed.

[0004] The invention is defined in claims 1, 2 and 9, respectively. Particular embodiments are set out in the dependent claims.

[0005] In the dishwashing cycle according to claims 1 or 2 a pre-treatment detergent is added to a washing compartment of a dishwasher, which is particularly useful to clean heavily soiled articles to be washed, for example pots and pans where food remainders are partially burned in. Using the pre-treatment wash or phase may be designated as 'power-booster phase' which provides a period of intense washing to remove soiling which in conventional dishwashing cycles is normally not completely removed. The pre-treatment phase may be an introductory period during the main wash (claim 2) which provides optimum conditions for the pre-treatment detergent.

[0006] Preferentially, the main wash detergent is added with a delay from the start of the pre-treatment phase and it is best added when the pre-treatment phase has been finished and the main wash is resuming its normal conditions.

[0007] The pre-treatment wash or phase is only activated when an option for the dishwashing cycle has been selected, for example by the user pressing a correspond-

ing pre-treatment option button at the console of the dishwasher.

[0008] In a further embodiment, the main wash detergent for the main wash or the master phase of the main wash is added to a washing compartment of the dishwasher as soon as the pre-treatment wash or phase is finished. Thereby, optimum washing conditions can also be set for the main wash detergent and there is no interference between the pre-treatment detergent and the main wash detergent, or the interference is at least minimized.

[0009] In one embodiment the temperature of the washing liquid is set in the range of 30°C-65°C, preferably in the range of 40°C-55°C, which is an optimum activity range, if for example the pre-treatment detergent comprises enzymes or a bleaching component. In a preferred embodiment the washing liquid temperature in a first time period during the pre-treatment wash is in the range of 30°C-50°C, in which for example enzymes have their optimum activity. Then in a second time period the temperature is set in the range of 40°C-80°C, in which for example the bleaching component has its optimum activity. So two components of the pre-treatment detergent are activated separately and the mutual interferences, for example by destroying the enzymes at higher washing liquid temperatures, are avoided. In a further embodiment, instead of two time periods having different average temperatures, the washing liquid temperature is successively raised in distinct temperature steps or continuously raised.

[0010] A pre-wash phase of a conventional dishwashing cycle is replaced by said pre-treatment wash when an option selection is made for pre-treatment. Thereby, the pre-wash time and liquid amount is saved, as they do not have much effect for the cleaning result when heavily soiled articles have been loaded into the dishwasher.

[0011] In a preferred embodiment the pre-treatment wash or phase is finished by completely or partially replacing the soiled washing liquid. The degree of soiling of the washing liquid is preferably determined by a soiling detector so that the need and extent of replacing soiled washing liquid by fresh water is determined in dependence of the soiling degree.

[0012] In the dishwasher according to claim 9 an input unit includes a pre-treatment option, for example a pre-treatment button or a pre-treatment menu option by which the pre-treatment wash is activated. Thereupon, a control unit of the dishwasher modifies the washing cycle to include a pre-treatment wash or a pre-treatment phase which optimizes the washing result when using a pre-treatment detergent.

[0013] Reference is made in detail to a preferred embodiment of the invention, an example of which is illustrated in the accompanying drawings. The drawings show:

Fig. 1 a block diagram of the control section and basic

units of a dishwasher, and

Fig. 2 an exemplary temperature/time diagram of a washing cycle.

[0014] Fig. 1 illustrates a block diagram of a control section and functional components of the dishwasher. A control unit 1 controls the operation of the dishwasher by sending control signals to the functional components of the dishwasher and by receiving detection signals from sensors of the dishwasher. A draining pump 2 is activated by the control unit 1 to completely or partially drain the washing liquid out of the washing compartment (not shown) of the dishwasher. A water inlet valve 3 is opened and closed under the control of the control unit to fill fresh water into the washing compartment. A heater 4 heats the washing liquid to a temperature set by the control unit 1 and as detected by a temperature sensor 7 which sends the temperature signal to the control unit.

[0015] A detergent for the main wash is supplied into the washing compartment by a first dispenser 5 and a pre-treatment detergent is supplied into the washing compartment by a second dispenser 6. Both dispensers 5, 6 can have spring-biased lids which are released by a solenoid activated by the control unit 1. The degree of soiling or the contamination of the washing liquid is detected by a turbidity sensor 8 which sends a respective turbidity signal to the control unit. A conductivity sensor for detecting the degree of soiling of the washing liquid could be used instead.

[0016] Program options for the dishwashing cycle are set at an operation panel 9 which supplies the option selection signal(s) to the control unit and in turn shows the selected option or specific states of the dishwashing machine and the washing cycle state at a display (not shown) of the operation panel 9. If for example in addition to a standard washing cycle including a pre-wash, the pre-treatment option button has been pressed at the operation panel 9, the pre-wash is skipped from the washing cycle and instead of it a pre-treatment phase is performed prior to starting the main wash phase.

[0017] An example of a washing cycle including a pre-treatment wash (P1+P2) and a main wash (M) which is succeeded by a rinsing (R) is depicted in Fig. 2.

[0018] At a time $t=t_0$ fresh water is filled into the washing compartment by opening the water inlet 3 as long as the predetermined water amount has been filled in. At the same time the heater is activated to heat the temperature of the washing liquid up to a first temperature T_1 in a first phase P1 of the pre-treatment period (P1+P2). At the time to the second dispenser 6 is also activated to supply the pre-treatment detergent into the washing compartment.

[0019] In an alternative embodiment, if no separate second dispenser 6 for the pre-treatment detergent is available, the pre-treatment detergent can be directly poured into the washing compartment, e.g. to the bottom of the washing compartment.

[0020] The first phase P1 of the pre-treatment period is continued from time to t_1 , while the liquid temperature is heated to and held at temperature T_1 . In a second phase P2 of the pre-treatment period lasting from time t_1 to t_2 the washing liquid is heated from temperature T_1 to temperature T_2 by the heater 4.

[0021] At the time t_2 the pre-treatment period is finished and depending on the signal of the turbidity sensor 8 washing liquid from the dishwasher is drained or not. For example, if there is no or only a low level of detected turbidity, no liquid is drained (saving liquid) and the main wash period M is continued with the washing liquid of the pre-treatment period, possibly by adding additional fresh water. If a medium level of soiling of the washing liquid is detected, only a part of the washing liquid is drained and replaced by fresh water. This case is depicted in Fig. 2 where in the time period t_2 to t_2' (phase E) washing liquid is drained and fresh water (from time t_2') is successively refilled to the washing compartment. If the turbidity sensor 8 detects a heavily soiled washing liquid, the washing liquid is completely drained out of the washing compartment and fresh water is filled in up to a pre-determined level. The washing liquid during the main wash period M is heated to a third temperature T_3 and the articles placed in the washing compartment are conventionally cleaned.

[0022] After the draining of the washing liquid (time t_2) or, if no draining is necessary at time t_2 , the control unit 1 activates the first dispenser 5 to supply the main wash detergent into the washing compartment. The main wash period M lasts from time t_2 to t_3 . Beginning at time t_3 the rinsing period R starts by completely draining the washing liquid. The rinsing period R is only shown in the starting phase and is performed in a conventional way.

REFERENCE NUMERAL LIST

[0023]

- 1 control unit
- 2 draining pump
- 3 water inlet valve
- 4 heater
- 5 first dispenser (main wash detergent)
- 6 second dispenser (pre-treatment detergent)
- 7 temperature sensor
- 8 turbidity sensor
- 9 operation panel

Claims

1. Dishwashing cycle for washing articles in a dishwasher, including performing a pre-treatment wash using a pre-treatment detergent under washing conditions optimized for said pre-treatment detergent, and performing a main wash, wherein the dishwashing cycle including said pre-treatment wash is acti-

vated upon an option selection,

characterized in that

a pre-wash of a dishwashing cycle is replaced by said pre-treatment wash upon said option selection.

2. Dishwashing cycle for washing articles in a dishwasher, including performing a main wash, the main wash starting with a pre-treatment phase using a pre-treatment detergent under washing conditions optimized for said pre-treatment detergent, wherein the dishwashing cycle including said pre-treatment wash or phase is activated upon an option selection, **characterized in that** a pre-wash of a dishwashing cycle is replaced by said pre-treatment wash upon said option selection.
3. Dishwashing cycle according to claim 1 or 2, wherein said option can be selected by a user pressing a corresponding pre-treatment option button at the console of the dishwasher.
4. Dishwashing cycle according to any of the preceding claims, wherein the pre-treatment detergent comprises at least an enzyme component and/or a bleaching component, in particular wherein the pre-treatment detergent is substantially or exclusively composed of an enzyme component and/or a bleaching component.
5. Dishwashing cycle according to any of the preceding claims, wherein a main wash detergent is supplied to the washing compartment after the pre-treatment wash or phase is finished.
6. Dishwashing cycle according to any of the preceding claims, wherein the washing liquid temperature during the pre-treatment wash or phase is set to a temperature in the range of 30°C to 65°C, preferably in the range of 40°C to 55°C, particularly to about 50°C; or wherein in a first time period during the pre-treatment wash or phase the washing liquid temperature is set to a temperature in the range of 30°C to 50°C, preferably in the range of 35°C to 45°C; and in a second time period during the pre-treatment wash or phase the washing liquid temperature is set to a temperature in the range of 40°C to 80°C, preferably in the range of 50°C to 70°C; or wherein during the pre-treatment wash the washing liquid temperature is successively or continuously raised by a temperature in the range of 20°C to 40°C starting from a temperature in the range of 30°C to 40°C.
7. Dishwashing cycle according to any of the preceding claims, wherein the washing liquid is completely or partially drained out of the dishwasher during and/or at the end of the pre-treatment wash or phase, in particular wherein the draining of the washing liquid depends on the contamination load of the washing

liquid, particularly on the turbidity or conductivity of the washing liquid.

8. Dishwashing cycle according to any of the preceding claims, wherein the pre-treatment detergent is supplied from a pre-wash or pre-treatment detergent dispenser to the washing compartment of the dishwasher.
9. Dishwasher comprising a washing compartment, a control unit (1) adapted to control a washing cycle including at least a main wash, a heater device (4) adapted to heat a washing liquid under the control of the control unit (1), and an input unit (9) adapted to set at least one program option to modify a washing cycle controlled by the control unit (1), wherein the input unit (9) includes a pre-treatment option for a pre-treatment wash, and the control unit (1) is adapted to provide a pre-treatment wash or a pre-treatment phase in said main wash during the washing cycle, when said pre-treatment option is set, **characterized in that** said control unit (1) is adapted to skip a pre-wash of the washing cycle, when said pre-treatment option is set.
10. Dishwasher according to claim 9, wherein the input unit comprises the pre-treatment option that is a pre-treatment button or a pre-treatment menu option by which the pre-treatment wash is activated.
11. Dishwasher according to claim 9 or 10, wherein said control unit (1) is adapted to provide said pre-treatment wash prior to said main wash.
12. Dishwasher according to any of claims 9 to 11, comprising a first detergent dispenser (6) adapted to dispense a pre-treatment detergent, particularly under the control of the control unit (1), and/or comprising a second detergent dispenser (5) adapted to dispense a main wash detergent under the control of the control unit (1).
13. Dishwasher according to any of the preceding claims 9 to 12, wherein the control unit (1) is adapted to control the heater device (4) to heat the washing liquid during the pre-treatment wash or phase to a temperature in the range of 30°C to 65°C, preferably in the range of 40°C to 55°C, particularly to about 50°C; or wherein the control unit (1) is adapted to control the heater device (4) to heat the washing liquid during the pre-treatment wash or phase in a first time period to a temperature in the range of 30°C to 50°C, preferably in the range of 35°C to 45°C; and in a second time period to a temperature in the range of 40°C to 80°C, preferably in the range of 50°C to 70°C; or wherein the control unit (1) is adapted to control the heater device (4) to heat the washing liq-

uid during the pre-treatment wash or phase by successively or continuously raising the washing liquid temperature by a temperature in the range of 20°C to 40°C starting from a temperature in the range of 30°C to 40°C.

5

- 14.** Dishwasher according to any of the preceding claims 9 to 13, comprising a sensor (8) adapted to detect the contamination load of the washing liquid and providing a contamination load signal to the control unit, particularly a turbidity or conductivity sensor.

10

- 15.** Dishwasher according to any of the preceding claims 9 to 14, wherein the control unit (1) is adapted to completely or partially drain the washing liquid during or at the end of the pre-treatment wash or phase, in particular in dependence of the contamination load signal of a contamination load sensor (8).

15

20

25

30

35

40

45

50

55

Fig. 1

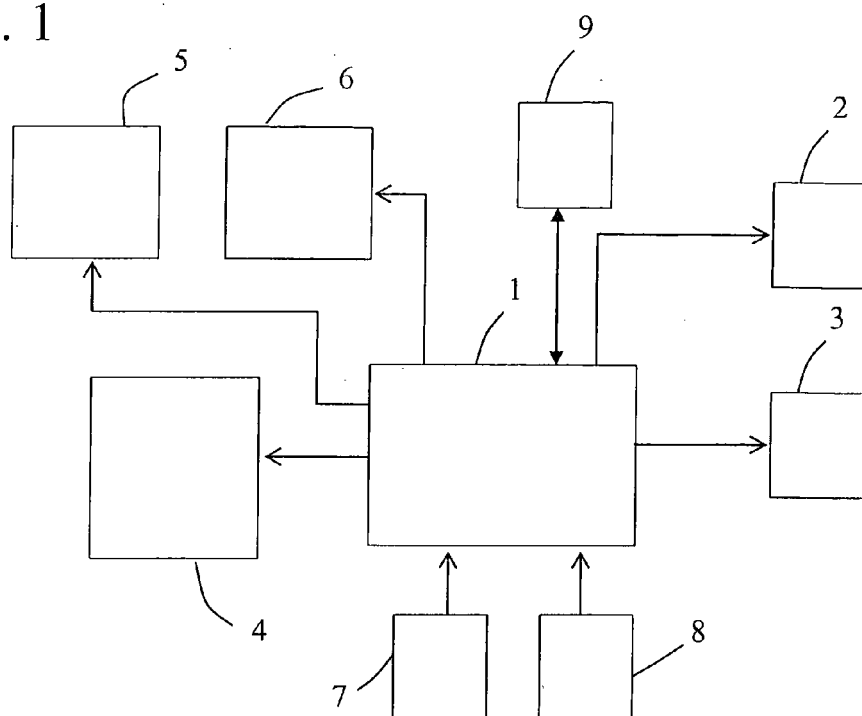
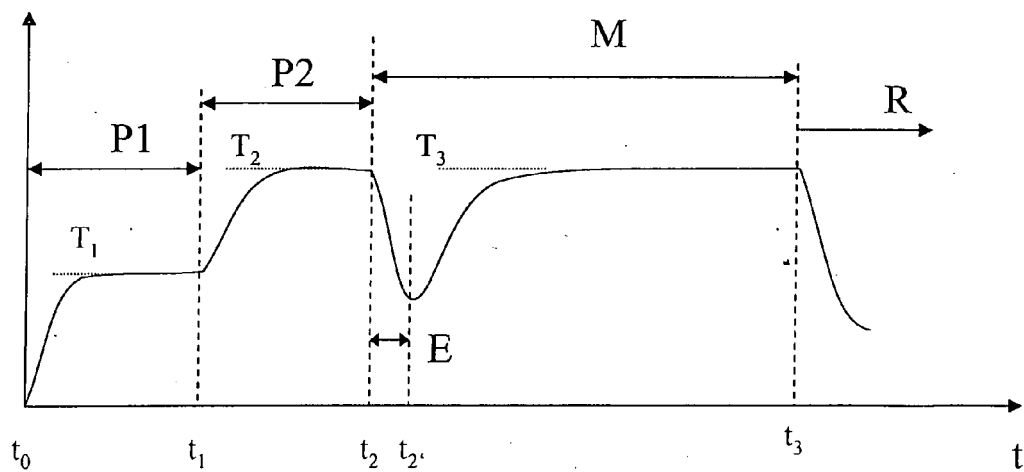


Fig. 2

T





EUROPEAN SEARCH REPORT

Application Number
EP 10 01 0756

DOCUMENTS CONSIDERED TO BE RELEVANT			
Category	Citation of document with indication, where appropriate, of relevant passages	Relevant to claim	CLASSIFICATION OF THE APPLICATION (IPC)
X,D	DE 199 57 243 A1 (AEG HAUSGERAETE GMBH) 31 May 2001 (2001-05-31)	1-6,8-13	INV. A47L15/46
Y	* column 2, line 39 - line 47; claim 4; figure 2 *	6,7, 13-15	A47L15/42
Y	* column 2, line 62 - column 3, line 26 * -----		
Y	US 6 007 640 A (NEFF ET AL) 28 December 1999 (1999-12-28)	7,14,15	
A	* abstract * * column 3, line 24 - line 37 * -----	1-6,8-13	
Y	DE 199 34 121 A1 (CANDY S.P.A., MONZA) 10 February 2000 (2000-02-10)	6,13	
A	* column 2, line 45 - line 65; figure 1 * -----	1-5, 7-12,14, 15	
A	DE 44 22 128 A1 (LICENTIA PATENT-VERWALTUNGS-GMBH, 60596 FRANKFURT, DE) 4 January 1996 (1996-01-04) * column 1, line 41 - column 2, line 4; claim 1; figure 1 * -----	1-15	
			TECHNICAL FIELDS SEARCHED (IPC)
			A47L
The present search report has been drawn up for all claims			
Place of search Munich		Date of completion of the search 17 February 2011	Examiner Clarke, Alister
<p>CATEGORY OF CITED DOCUMENTS</p> <p>X : particularly relevant if taken alone Y : particularly relevant if combined with another document of the same category A : technological background O : non-written disclosure P : intermediate document</p> <p>T : theory or principle underlying the invention E : earlier patent document, but published on, or after the filing date D : document cited in the application L : document cited for other reasons & : member of the same patent family, corresponding document</p>			

 1
EPO FORM 1503 03.82 (P04C01)

**ANNEX TO THE EUROPEAN SEARCH REPORT
ON EUROPEAN PATENT APPLICATION NO.**

EP 10 01 0756

This annex lists the patent family members relating to the patent documents cited in the above-mentioned European search report.
The members are as contained in the European Patent Office EDP file on
The European Patent Office is in no way liable for these particulars which are merely given for the purpose of information.

17-02-2011

Patent document cited in search report	Publication date	Patent family member(s)	Publication date
DE 19957243	A1	31-05-2001	NONE
US 6007640	A	28-12-1999	CA 2265348 A1 18-11-1999 US 5957144 A 28-09-1999
DE 19934121	A1	10-02-2000	IT MI981830 A1 04-02-2000
DE 4422128	A1	04-01-1996	NONE

REFERENCES CITED IN THE DESCRIPTION

This list of references cited by the applicant is for the reader's convenience only. It does not form part of the European patent document. Even though great care has been taken in compiling the references, errors or omissions cannot be excluded and the EPO disclaims all liability in this regard.

Patent documents cited in the description

- DE 19957243 A1 [0002]