



(11) **EP 2 321 308 B9**

(12) **CORRECTED EUROPEAN PATENT SPECIFICATION**

(15) Correction information:
Corrected version no 1 (W1 B1)
Corrections, see
Claims DE 14-20
Claims FR 14-20

(51) Int Cl.:
C07D 413/14 ^(2006.01) **A61K 31/445** ^(2006.01)
A61P 3/00 ^(2006.01)

(86) International application number:
PCT/GB2009/050826

(48) Corrigendum issued on:
08.08.2012 Bulletin 2012/32

(87) International publication number:
WO 2010/004344 (14.01.2010 Gazette 2010/02)

(45) Date of publication and mention
of the grant of the patent:
09.05.2012 Bulletin 2012/19

(21) Application number: **09785304.8**

(22) Date of filing: **10.07.2009**

(54) **PIPERIDINE GPCR AGONISTS**

PIPERIDINVERBINDUNGEN ALS GPCR-AGONISTEN

AGONISTES DES RÉCEPTEURS COUPLÉS AUX PROTÉINES G (GPCR) PIPERIDINES

(84) Designated Contracting States:
AT BE BG CH CY CZ DE DK EE ES FI FR GB GR
HR HU IE IS IT LI LT LU LV MC MK MT NL NO PL
PT RO SE SI SK SM TR

(30) Priority: **10.07.2008 GB 0812640**
20.02.2009 GB 0902796

(43) Date of publication of application:
18.05.2011 Bulletin 2011/20

(73) Proprietor: **PROSIDION LTD**
Oxford, Oxfordshire OX4 6LT (GB)

(72) Inventors:
• **BERTRAM, Lisa, Sarah**
Oxford
Oxfordshire OX4 6LT (GB)
• **FYFE, Matthew, Colin, Thor**
Oxford
Oxfordshire OX4 6LT (GB)

• **JEEVARATNAM, Revathy, Perpetua**
Oxford
Oxfordshire OX4 6LT (GB)
• **KEILY, John**
Oxford
Oxfordshire OX4 6LT (GB)

(74) Representative: **Rands, Peter David et al**
Mintz Levin Cohn Ferris Glovsky and
Popeo Intellectual Property LLP
Alder Castle
10 Noble Street
London EC2V 7JX (GB)

(56) References cited:
WO-A-2007/003962

Remarks:

The file contains technical information submitted after
the application was filed and not included in this
specification

EP 2 321 308 B9

Note: Within nine months of the publication of the mention of the grant of the European patent in the European Patent Bulletin, any person may give notice to the European Patent Office of opposition to that patent, in accordance with the Implementing Regulations. Notice of opposition shall not be deemed to have been filed until the opposition fee has been paid. (Art. 99(1) European Patent Convention).

Description

BACKGROUND OF THE INVENTION

[0001] The present invention is directed to G-protein coupled receptor (GPCR) agonists. In particular, the present invention is directed to agonists of GPR119 that are useful for the treatment of obesity, e.g. as regulators of satiety, metabolic syndrome and for the treatment of diabetes.

[0002] Obesity is characterized by an excessive adipose tissue mass relative to body size. Clinically, body fat mass is estimated by the body mass index (BMI; weight(kg)/height(m)²), or waist circumference. Individuals are considered obese when the BMI is greater than 30 and there are established medical consequences of being overweight. It has been an accepted medical view for some time that an increased body weight, especially as a result of abdominal body fat, is associated with an increased risk for diabetes, hypertension, heart disease, and numerous other health complications, such as arthritis, stroke, gallbladder disease, muscular and respiratory problems, back pain and even certain cancers.

[0003] Pharmacological approaches to the treatment of obesity have been mainly concerned with reducing fat mass by altering the balance between energy intake and expenditure. Many studies have clearly established the link between adiposity and the brain circuitry involved in the regulation of energy homeostasis. Direct and indirect evidence suggest that serotonergic, dopaminergic, adrenergic, cholinergic, endocannabinoid, opioid, and histaminergic pathways in addition to many neuropeptide pathways (e.g. neuropeptide Y and melanocortins) are implicated in the central control of energy intake and expenditure. Hypothalamic centres are also able to sense peripheral hormones involved in the maintenance of body weight and degree of adiposity, such as insulin and leptin, and fat tissue derived peptides.

[0004] Drugs aimed at the pathophysiology associated with insulin dependent Type I diabetes and non-insulin dependent Type II diabetes have many potential side effects and do not adequately address the dyslipidaemia and hyperglycaemia in a high proportion of patients. Treatment is often focused at individual patient needs using diet, exercise, hypoglycaemic agents and insulin, but there is a continuing need for novel antidiabetic agents, particularly ones that may be better tolerated with fewer adverse effects.

[0005] Similarly, metabolic syndrome (syndrome X) places people at high risk of coronary artery disease, and is characterized by a cluster of risk factors including central obesity (excessive fat tissue in the abdominal region), glucose intolerance, high triglycerides and low HDL cholesterol, and high blood pressure. Myocardial ischemia and microvascular disease is an established morbidity associated with untreated or poorly controlled metabolic syndrome.

[0006] There is a continuing need for novel antiobesity and antidiabetic agents, particularly ones that are well tolerated with few adverse effects.

[0007] GPR119 (previously referred to as GPR116) is a GPCR identified as SNORF25 in WO00/50562 which discloses both the human and rat receptors, US 6,468,756 also discloses the mouse receptor (accession numbers: AAN95194 (human), AAN95195 (rat) and ANN95196 (mouse)).

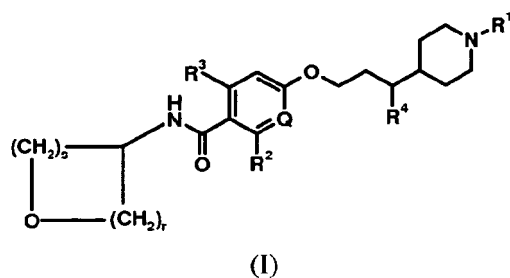
[0008] In humans, GPR119 is expressed in the pancreas, small intestine, colon and adipose tissue. The expression profile of the human GPR119 receptor indicates its potential utility as a target for the treatment of obesity and diabetes.

[0009] International patent applications WO2005/061489, WO2006/070208 and WO2006/067532 disclose heterocyclic derivatives as GPR119 receptor agonists. International patent applications WO2006/067531, WO2007/003960, WO2007/003961, WO2007/003962 and WO2007/003964, WO2007/116230 and WO2007/116229 disclose GPR119 receptor agonists.

[0010] The present invention relates to agonists of GPR119 which are useful for the treatment of diabetes and as peripheral regulators of satiety, e.g. for the treatment of obesity and metabolic syndrome.

SUMMARY OF THE INVENTION

[0011] Compounds of formula (I):

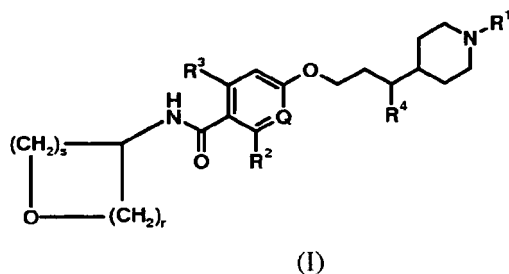


(I)

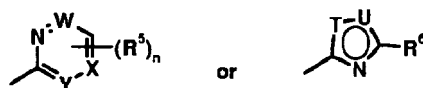
or pharmaceutically acceptable salts thereof, are agonists of GPR119 and are useful for the prophylactic or therapeutic treatment of diabetes and obesity.

DETAILED DESCRIPTION OF THE INVENTION

[0012] The present invention is directed to a compound of formula (I), or a pharmaceutically acceptable salt thereof:



wherein R¹ is:



wherein one of W, X and Y is N or CH and the others are CH where the H may be replaced by R⁵ when present; and wherein one of T and U is O and the other is N;

R² and R³ are independently selected from hydrogen, methyl and fluoro;

R⁴ is hydrogen or methyl;

n is 0, 1 or 2;

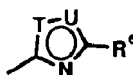
r and s are independently selected from 1 and 2, and one CH₂ group of the unit (CH₂)_r may optionally be replaced by CH(OH), CH(CH₃) or CH(CF₃);

Q is CH or N;

R⁵ is C₁₋₄ alkyl, C₁₋₄ alkoxy, fluoro, chloro or C₁₋₃ fluoroalkyl; and

R⁶ is C₂₋₅ alkyl.

[0013] In one aspect of the invention R¹ is:

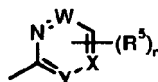


[0014] In one embodiment of this aspect of the invention T is O and in another U is O.

T is preferably O.

U is preferably N.

[0015] In a further aspect of the invention R¹ is:



[0016] In this aspect of the invention W and X are preferably CH. W, X and Y may be CH, more preferably W and X are CH and Y is N.

[0017] One or both of R² and R³ are preferably methyl, for example one of R² and R³ is methyl and the other is hydrogen. Preferably R² and R³ are not both hydrogen.

[0018] In one embodiment of the invention R⁴ is hydrogen and in another R⁴ is methyl. R⁴ is preferably hydrogen. When R⁴ is methyl, the stereocentre produced preferably has the (R)-configuration.

[0019] n is preferably 1.

[0020] When n is 1, R⁵ is preferably meta or para, more preferably para, to the point of attachment to the piperidinylnitrogen.

[0021] One of r and s is preferably 1 and the other is 2.

[0022] A group of compounds which may be mentioned are those where one CH₂ group of the unit (CH₂)_r is not replaced by CH(OH), CH(CH₃) or CH(CF₃).

[0023] A further group of compounds which may be mentioned are those where one CH₂ group of the unit (CH₂)_r is replaced by CH(OH).

[0024] Q is preferably CH.

[0025] R⁵ is preferably C₁₋₃ alkyl, fluoro, chloro or C₁₋₃ fluoroalkyl, e.g. C₁₋₃ alkyl, fluoro or chloro, more preferably R⁵ is chloro.

[0026] R⁶ is preferably C₂₋₄ alkyl, more preferably C₂₋₃ alkyl, particularly ethyl, n-propyl or isopropyl.

[0027] While the preferred groups for each variable have generally been listed above separately for each variable, preferred compounds of this invention include those in which several or each variable in formula (I) is selected from the preferred, more preferred or particularly listed groups for each variable. Therefore, this invention is intended to include all combinations of preferred, more preferred and particularly listed groups.

[0028] Specific compounds of the invention which may be mentioned are those included in the Examples and pharmaceutically acceptable salts thereof.

[0029] As used herein, unless stated otherwise, "alkyl" means carbon chains which may be linear or branched or combinations thereof. Examples of alkyl groups include methyl, ethyl, propyl, isopropyl, butyl, *sec*- and *tert*-butyl.

[0030] "Fluoroalkyl" means alkyl groups substituted by one or more fluoro atoms, e.g. CHF₂ and CF₃.

[0031] Compounds described herein may contain one or more symmetric centers and may thus give rise to diastereomers and optical isomers. The present invention includes all such possible diastereomers as well as their racemic mixtures, their substantially pure resolved enantiomers, all possible geometric isomers, and pharmaceutically acceptable salts thereof. The above formula (I) is shown without a definitive stereochemistry at certain positions. The present invention includes all stereoisomers of formula (I) and pharmaceutically acceptable salts thereof. Further, mixtures of stereoisomers as well as isolated specific stereoisomers are also included. During the course of the synthetic procedures used to prepare such compounds, or in using racemization or epimerization procedures known to those skilled in the art, the products of such procedures can be a mixture of stereoisomers.

[0032] When the compound of formula (I) and pharmaceutically acceptable salts thereof exist in the form of solvates or polymorphic forms, the present invention includes any possible solvates and polymorphic forms. A type of a solvent that forms the solvate is not particularly limited so long as the solvent is pharmacologically acceptable. For example, water, ethanol, propanol, acetone or the like can be used.

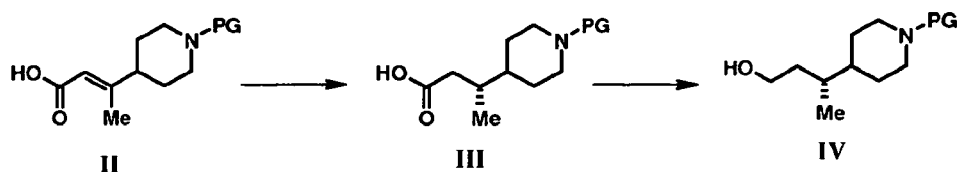
[0033] The term "pharmaceutically acceptable salts" refers to salts prepared from pharmaceutically acceptable non-toxic bases or acids. Salts derived from bases include those derived from bases such as, for example, potassium and sodium salts and the like. Salts derived from pharmaceutically acceptable non-toxic acids, include those derived from inorganic and organic acids such as, for example, hydrochloric, methanesulfonic, sulfuric, p-toluenesulfonic acid and the like.

[0034] Since the compounds of formula (I) are intended for pharmaceutical use they are preferably provided in substantially pure form, for example at least 60% pure, more suitably at least 75% pure, especially at least 98% pure (% are on a weight for weight basis).

[0035] The compounds of formula (I) can be prepared as described below. PG represents a protecting group, R¹, R², R³ and R⁴ as well as r are defined as above. X is OH or a displaceable group, Ak is C₁₋₂ alkyl.

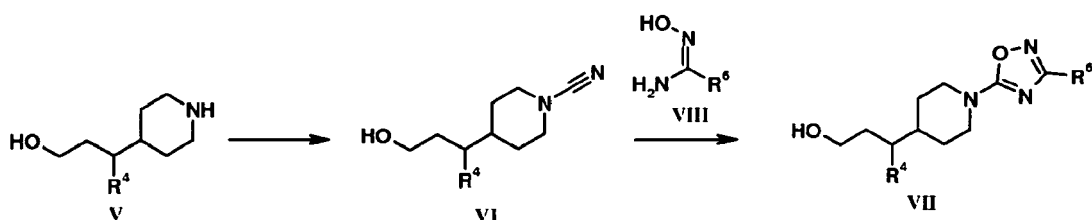
[0036] Unichiral building blocks for compounds of formula (I), where R⁴ is Me, can be readily prepared from known compounds (Scheme 1). For example, the ethyl ester of compound (II) where PG is Boc has been previously reported (US Patent 6,518,423). Saponification and hydrogenation, under standard conditions, will yield the racemic compound of formula (III). Chiral reduction of the alkenoic acid (II) under suitable conditions, such as a hydrogenation in the presence of a chiral catalyst, yields compounds of formula (III) in high enantiomeric excess. An example of a suitable catalyst is [Rh(norbornadiene)₂]BF₄ and (S)-1-[(R)-2-(di-*tert*-butylphosphino)ferrocenyl]ethylbis(2-methylphenyl)phosphine. Compounds of formula (IV) can then be obtained by reduction of the carboxylic acids of formula (III) under standard conditions, for example borane in a suitable solvent such as THF.

Scheme 1



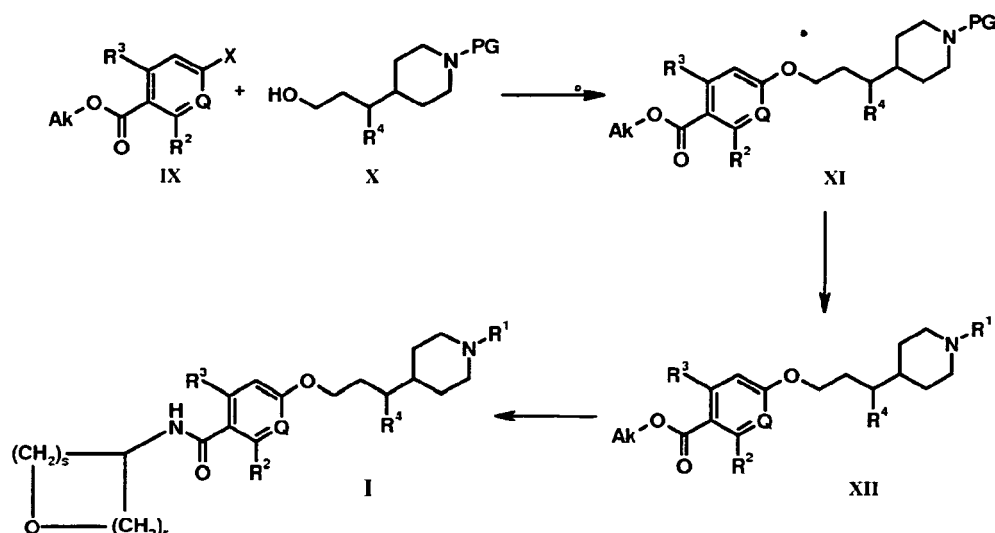
[0037] The compound of formula (V) where $R^3 = H$ is a known compound (Scheme 2. Siegel, M. G. et al. Tetrahedron 1999, 55, 11619-11639). Compounds of formula (VII) can be prepared from compounds of formula (V) under standard conditions. For example, treatment of compounds of formula (V) with cyanogen bromide followed by condensation of the resultant cyanamide (VI) with a compound of formula (VIII) under standard conditions yields compounds of formula (VII). Compounds of formula (VIII) are either commercially available, or readily prepared from the corresponding carboxylic acids using well known techniques.

Scheme 2



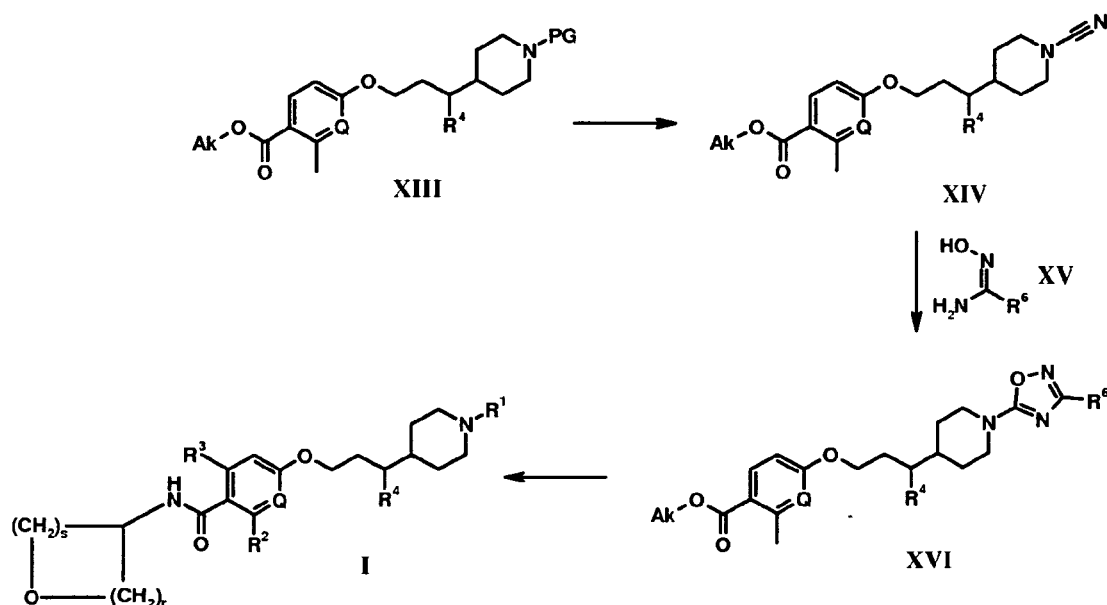
[0038] Compounds of formula (I) can be prepared as outlined in Scheme 3. Compounds of formula (XI), where Q is CH, can be synthesized by reaction of a phenol of formula (IX) (where X = OH and Q = CH) with an alcohol of formula (X) under, for example, Mitsunobu conditions. Compounds of formula (XI), where Q is N, can be synthesized by reaction of an alkoxide of a compound of formula (X) with a compound of formula (LX) (where X = a displaceable group, Q = N). Subsequent removal of the protecting group from compounds of formula (XI), using conditions well known to those with skill in the art, and reaction with an appropriate 6-membered heteroaromatic halide, or conversion of the unprotected piperidine moiety to a piperidine oxadiazole moiety, using chemistry as outlined in Scheme 4 below, yields compounds of formula (XII). Saponification of the ester, followed by amide bond formation, under standard conditions, well known to those with skill in the art, yields compounds of formula (I) as described above.

Scheme 3



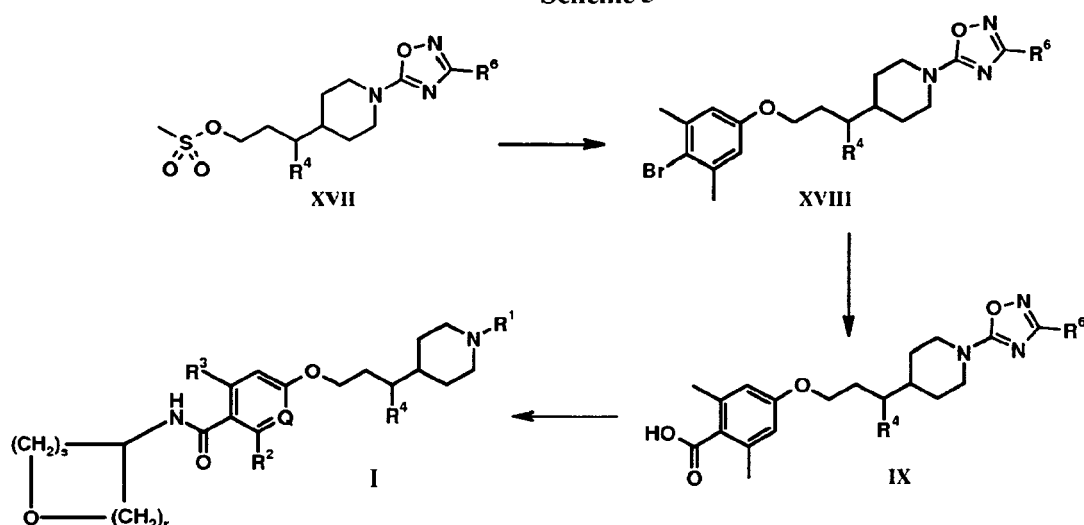
[0039] Specifically, compounds of formula (I), where R¹ is oxadiazolyl (T = O, U = N), R² is Me and R³ is H, can be prepared as outlined in Scheme 4. For example, removal of the protecting group from compounds of formula (XIII), using conditions well known to those with skill in the art, followed by reaction with cyanogen bromide and subsequent condensation of the resultant cyanamide (XIV) with a compound of formula (XV), under standard conditions, yields compounds of formula (XVI). Compounds of formula (XV) are either commercially available, or readily prepared from the corresponding carboxylic acids using well known techniques. Saponification of the ester, followed by amide bond formation, under standard conditions well known to those with skill in the art, yields compounds of formula (I) as described above.

Scheme 4



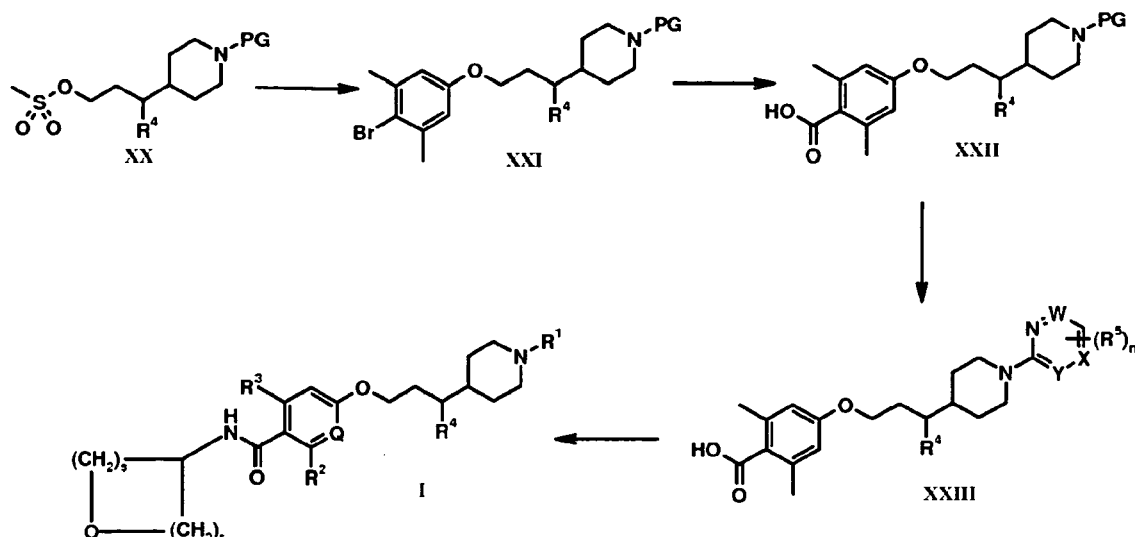
[0040] Also, compounds of formula (I), where Q is CH, R¹ is oxadiazolyl (T = O, U = N) and R² and R³ are Me, can be prepared as outlined in Scheme 5. Reaction of compounds of formula (XVII) (which can be readily prepared from compounds of formula (VII)) with 4-bromo-3,5-dimethyl-phenol in sulfolane with K₃CO₃ at 85°C, yields compounds of formula (XVIII). Subsequent reaction with n-butyllithium in THF at -78°C, followed by quenching with CO₂, yields compounds of formula (IX). A subsequent amide bond formation, under standard conditions, well known to those with skill in the art, yields compounds of formula (I), as described above.

Scheme 5



[0041] Also, compounds of formula (I), where Q is CH, R¹ is a 6-membered heteroaromatic group and R² and R³ are Me, can be prepared as outlined in Scheme 6. Reaction of compounds of formula (XX) (which can readily be prepared from the corresponding alcohol) with 4-bromo-3,5-dimethylphenol in sulfolane with K₂CO₃ at 85°C, yields compounds of formula (XXI). Subsequent reaction with n-butyllithium in THF at -78°C, followed by quenching with CO₂, yields compounds of formula (XXII). Reaction of compounds of formula (XXII) with an appropriate 6-membered heteroaromatic halide, under suitable conditions, yields compounds of formula (XXIII). An example of suitable conditions is standard displacement conditions in DMSO in the presence of 1,8-diazabicyclo[5.4.0]undec-7-ene. A subsequent amide bond formation, under standard conditions, well known to those with skill in the art, yields compounds of formula (I), as described above.

Scheme 6



[0042] Other compounds of formula (I) may be prepared by methods analogous to those described above or by methods known *per se*. Further details for the preparation of the compounds of formula (I) are found in the examples.

[0043] The compounds of formula (I) may be prepared singly or as compound libraries comprising at least 2, for example 5 to 1,000, compounds and more preferably 10 to 100 compounds of formula (I). Compound libraries may be

prepared by a combinatorial "split and mix" approach or by multiple parallel synthesis using either solution or solid phase chemistry, using procedures known to those skilled in the art.

[0044] During the synthesis of the compounds of formula (I), labile functional groups in the intermediate compounds, e.g. hydroxy, carboxy and amino groups, may be protected. The protecting groups may be removed at any stage in the synthesis of the compounds of formula (I) or may be present on the final compound of formula (I). A comprehensive discussion of the ways in which various labile functional groups may be protected and methods for cleaving the resulting protected derivatives is given in, for example, *Protective Groups in Organic Chemistry*, T.W. Greene and P.G.M. Wuts, (1991) Wiley-Interscience, New York, 2nd edition.

[0045] Any novel intermediates, such as those defined above, may be of use in the synthesis of compounds of formula (I) and are therefore also included within the scope of the invention, for example compounds of any one of formulae (IX), (XII), (XIV), (XV), (XVI), (XXII) and (XXIII) or a salt or protected derivative thereof.

[0046] The processes for the production of compounds of formula (I) described above also represent further aspects of the invention.

[0047] As indicated above the compounds of formula (I) are useful as GPR119 agonists, e.g. for the treatment and/or prophylaxis of obesity and diabetes. For such use the compounds of formula (I) will generally be administered in the form of a pharmaceutical composition.

[0048] The invention also provides a compound of formula (I), or a pharmaceutically acceptable salt thereof, for use as a pharmaceutical.

[0049] The invention also provides a pharmaceutical composition comprising a compound of formula (I), in combination with a pharmaceutically acceptable carrier.

[0050] Preferably the composition is comprised of a pharmaceutically acceptable carrier and a non-toxic therapeutically effective amount of a compound of formula (I), or a pharmaceutically acceptable salt thereof.

[0051] Moreover, the invention also provides a pharmaceutical composition for the treatment of disease by modulating GPR119, resulting in the prophylactic or therapeutic treatment of obesity, e.g. by regulating satiety, or for the treatment of diabetes, comprising a pharmaceutically acceptable carrier and a non-toxic therapeutically effective amount of compound of formula (I), or a pharmaceutical acceptable salt thereof.

[0052] The pharmaceutical compositions may optionally comprise other therapeutic ingredients or adjuvants. The compositions include compositions suitable for oral, rectal, topical, and parenteral (including subcutaneous, intramuscular, and intravenous) administration, although the most suitable route in any given case will depend on the particular host, and nature and severity of the conditions for which the active ingredient is being administered. The pharmaceutical compositions may be conveniently presented in unit dosage form and prepared by any of the methods well known in the art of pharmacy.

[0053] In practice, the compounds of formula (I), or pharmaceutically acceptable salts thereof, can be combined as the active ingredient in intimate admixture with a pharmaceutical carrier according to conventional pharmaceutical compounding techniques. The carrier may take a wide variety of forms depending on the form of preparation desired for administration, e.g. oral or parenteral (including intravenous).

[0054] Thus, the pharmaceutical compositions can be presented as discrete units suitable for oral administration such as capsules, cachets or tablets each containing a predetermined amount of the active ingredient. Further, the compositions can be presented as a powder, as granules, as a solution, as a suspension in an aqueous liquid, as a non-aqueous liquid, as an oil-in-water emulsion, or as a water-in-oil liquid emulsion. In addition to the common dosage forms set out above, the compound of formula (I), or a pharmaceutically acceptable salt thereof, may also be administered by controlled release means and/or delivery devices. The compositions may be prepared by any of the methods of pharmacy. In general, such methods include a step of bringing into association the active ingredient with the carrier that constitutes one or more necessary ingredients. In general, the compositions are prepared by uniformly and intimately admixing the active ingredient with liquid carriers or finely divided solid carriers or both. The product can then be conveniently shaped into the desired presentation.

[0055] The compounds of formula (I), or pharmaceutically acceptable salts thereof, can also be included in pharmaceutical compositions in combination with one or more other therapeutically active compounds.

[0056] The pharmaceutical carrier employed can be, for example, a solid, liquid, or gas. Examples of solid carriers include lactose, terra alba, sucrose, talc, gelatin, agar, pectin, acacia, magnesium stearate, and stearic acid. Examples of liquid carriers are sugar syrup, peanut oil, olive oil, and water. Examples of gaseous carriers include carbon dioxide and nitrogen.

[0057] In preparing the compositions for oral dosage form, any convenient pharmaceutical media may be employed. For example, water, glycols, oils, alcohols, flavoring agents, preservatives, coloring agents, and the like may be used to form oral liquid preparations such as suspensions, elixirs and solutions; while carriers such as starches, sugars, microcrystalline cellulose, diluents, granulating agents, lubricants, binders, disintegrating agents, and the like may be used to form oral solid preparations such as powders, capsules and tablets. Because of their ease of administration, tablets and capsules are the preferred oral dosage units whereby solid pharmaceutical carriers are employed. Optionally,

tablets may be coated by standard aqueous or nonaqueous techniques.

[0058] A tablet containing the composition of this invention may be prepared by compression or molding, optionally with one or more accessory ingredients or adjuvants. Compressed tablets may be prepared by compressing, in a suitable machine, the active ingredient in a free-flowing form such as powder or granules, optionally mixed with a binder, lubricant, inert diluent, surface active or dispersing agent. Molded tablets may be made by molding in a suitable machine, a mixture of the powdered compound moistened with an inert liquid diluent. Each tablet preferably contains from about 0.05mg to about 5g of the active ingredient and each cachet or capsule preferably containing from about 0.05mg to about 5g of the active ingredient.

[0059] For example, a formulation intended for the oral administration to humans may contain from about 0.5mg to about 5g of active agent, compounded with an appropriate and convenient amount of carrier material which may vary from about 5 to about 95 percent of the total composition. Unit dosage forms will generally contain between from about 1mg to about 2g of the active ingredient, typically 25mg, 50mg, 100mg, 200mg, 300mg, 400mg, 500mg, 600mg, 800mg, or 1000mg.

[0060] Pharmaceutical compositions of the present invention suitable for parenteral administration may be prepared as solutions or suspensions of the active compounds in water. A suitable surfactant can be included such as, for example, hydroxypropylcellulose. Dispersions can also be prepared in glycerol, liquid polyethylene glycols, and mixtures thereof in oils. Further, a preservative can be included to prevent the detrimental growth of microorganisms.

[0061] Pharmaceutical compositions of the present invention suitable for injectable use include sterile aqueous solutions or dispersions. Furthermore, the compositions can be in the form of sterile powders for the extemporaneous preparation of such sterile injectable solutions or dispersions. In all cases, the final injectable form must be sterile and must be effectively fluid for easy syringability. The pharmaceutical compositions must be stable under the conditions of manufacture and storage; thus, preferably should be preserved against the contaminating action of microorganisms such as bacteria and fungi. The carrier can be a solvent or dispersion medium containing, for example, water, ethanol, polyol (e.g. glycerol, propylene glycol and liquid polyethylene glycol), vegetable oils, and suitable mixtures thereof.

[0062] Pharmaceutical compositions of the present invention can be in a form suitable for topical use such as, for example, an aerosol, cream, ointment, lotion, dusting powder, or the like. Further, the compositions can be in a form suitable for use in transdermal devices. These formulations may be prepared, using a compound of formula (I), or a pharmaceutically acceptable salt thereof, via conventional processing methods. As an example, a cream or ointment is prepared by admixing hydrophilic material and water, together with about 5wt% to about 10wt% of the compound, to produce a cream or ointment having a desired consistency.

[0063] Pharmaceutical compositions of this invention can be in a form suitable for rectal administration wherein the carrier is a solid. It is preferable that the mixture forms unit dose suppositories. Suitable carriers include cocoa butter and other materials commonly used in the art. The suppositories may be conveniently formed by first admixing the composition with the softened or melted carrier(s) followed by chilling and shaping in molds.

[0064] In addition to the aforementioned carrier ingredients, the pharmaceutical formulations described above may include, as appropriate, one or more additional carrier ingredients such as diluents, buffers, flavoring agents, binders, surface-active agents, thickeners, lubricants, preservatives (including anti-oxidants) and the like. Furthermore, other adjuvants can be included to render the formulation isotonic with the blood of the intended recipient. Compositions containing a compound of formula (I), or pharmaceutically acceptable salts thereof, may also be prepared in powder or liquid concentrate form.

[0065] Generally, dosage levels on the order of 0.01 mg/kg to about 150mg/kg of body weight per day are useful in the treatment of the above-indicated conditions, or alternatively about 0.5mg to about 7g per patient per day. For example, obesity may be effectively treated by the administration of from about 0.01 to 50mg of the compound per kilogram of body weight per day, or alternatively about 0.5mg to about 3.5g per patient per day.

[0066] It is understood, however, that the specific dose level for any particular patient will depend upon a variety of factors including the age, body weight, general health, sex, diet, time of administration, route of administration, rate of excretion, drug combination and the severity of the particular disease undergoing therapy.

[0067] The compounds of formula (I) may be used in the treatment of diseases or conditions in which GPR119 plays a role.

[0068] Thus the invention also provides a method for the treatment of a disease or condition in which GPR119 plays a role comprising a step of administering to a subject in need thereof an effective amount of a compound of formula (I), or a pharmaceutically acceptable salt thereof. Diseases or conditions in which GPR119 plays a role include obesity and diabetes. In the context of the present application the treatment of obesity is intended to encompass the treatment of diseases or conditions such as obesity and other eating disorders associated with excessive food intake e.g. by reduction of appetite and body weight, maintenance of weight reduction and prevention of rebound and diabetes (including Type 1 and Type 2 diabetes, impaired glucose tolerance, insulin resistance and diabetic complications such as neuropathy, nephropathy, retinopathy, cataracts, cardiovascular complications and dyslipidaemia). And the treatment of patients who have an abnormal sensitivity to ingested fats leading to functional dyspepsia. The compounds of the invention may

also be used for treating metabolic diseases such as metabolic syndrome (syndrome X), impaired glucose tolerance, hyperlipidemia, hypertriglyceridemia, hypercholesterolemia, low HDL levels and hypertension.

[0069] The compounds of the invention may offer advantages over compounds acting via different mechanisms for the treatment of the above mentioned disorders in that they may offer beta-cell protection, increased cAMP and insulin secretion and also slow gastric emptying.

[0070] The compounds of the invention may also be used for treating conditions characterised by low bone mass such as osteopenia, osteoporosis, rheumatoid arthritis, osteoarthritis, periodontal disease, alveolar bone loss, osteotomy bone loss, childhood idiopathic bone loss, Paget's disease, bone loss due to metastatic cancer, osteolytic lesions, curvature of the spine and loss of height.

[0071] The invention also provides a method for the regulation of satiety comprising a step of administering to a subject in need thereof an effective amount of a compound of formula (I), or a pharmaceutically acceptable salt thereof.

[0072] The invention also provides a method for the treatment of obesity comprising a step of administering to a subject in need thereof an effective amount of a compound of formula (I), or a pharmaceutically acceptable salt thereof.

[0073] The invention also provides a method for the treatment of diabetes, including Type 1 and Type 2 diabetes, particularly type 2 diabetes, comprising a step of administering to a patient in need thereof an effective amount of a compound of formula (I), or a pharmaceutically acceptable salt thereof.

[0074] The invention also provides a method for the treatment of metabolic syndrome (syndrome X), impaired glucose tolerance, hyperlipidemia, hypertriglyceridemia, hypercholesterolemia, low HDL levels or hypertension comprising a step of administering to a patient in need thereof an effective amount of a compound of formula (I), or a pharmaceutically acceptable salt thereof.

[0075] The invention also provides a compound of formula (I), or a pharmaceutically acceptable salt thereof, for use in the treatment of a condition as defined above.

[0076] The invention also provides the use of a compound of formula (I), or a pharmaceutically acceptable salt thereof, in the manufacture of a medicament for the treatment of a condition as defined above.

[0077] In the methods of the invention the term "treatment" includes both therapeutic and prophylactic treatment.

[0078] The compounds of formula (I) may exhibit advantageous properties compared to known GPR 119 agonists, for example, the compounds may exhibit improved potency or metabolic profiles, or other advantageous properties for compounds to be used as pharmaceuticals.

[0079] The compounds of formula (I), or pharmaceutically acceptable salts thereof, may be administered alone or in combination with one or more other therapeutically active compounds. The other therapeutically active compounds may be for the treatment of the same disease or condition as the compounds of formula (I) or a different disease or condition. The therapeutically active compounds may be administered simultaneously, sequentially or separately.

[0080] The compounds of formula (I) may be administered with other active compounds for the treatment of obesity and/or diabetes, for example insulin and insulin analogs, gastric lipase inhibitors, pancreatic lipase inhibitors, sulfonyl ureas and analogs, biguanides, $\alpha 2$ agonists, glitazones, PPAR- γ agonists, mixed PPAR- α/γ agonists, RXR agonists, fatty acid oxidation inhibitors, α -glucosidase inhibitors, dipeptidyl peptidase IV inhibitors, GLP-1 agonists e.g. GLP-1 analogues and mimetics, β -agonists, phosphodiesterase inhibitors, lipid lowering agents, glycogen phosphorylase inhibitors, antiobesity agents e.g. pancreatic lipase inhibitors, MCH-1 antagonists and CB-1 antagonists (or inverse agonists), amylin antagonists, lipoxxygenase inhibitors, somostatin analogs, glucokinase activators, glucagon antagonists, insulin signalling agonists, PTP1B inhibitors, gluconeogenesis inhibitors, antilypolitic agents, GSK inhibitors, galanin receptor agonists, anorectic agents, CCK receptor agonists, leptin, serotonergic/dopaminergic antiobesity drugs, re-uptake inhibitors e.g. sibutramine, CRF antagonists, CRF binding proteins, thyromimetic compound, aldose reductase inhibitors, glucocorticoid receptor antagonists, NHE-1 inhibitors or sorbitol dehydrogenase inhibitors.

[0081] Combination therapy comprising the administration of a compound of formula (I), or a pharmaceutically acceptable salt thereof, and at least one other antiobesity agent represents a further aspect of the invention.

[0082] The present invention also provides a method for the treatment of obesity in a mammal, such as a human, which method comprises administering an effective amount of a compound of formula (I), or a pharmaceutically acceptable salt thereof, and another antiobesity agent, to a mammal in need thereof.

[0083] The invention also provides the use of a compound of formula (I), or a pharmaceutically acceptable salt thereof, and another antiobesity agent for the treatment of obesity.

[0084] The invention also provides the use of a compound of formula (I), or a pharmaceutically acceptable salt thereof, in the manufacture of a medicament for use in combination with another antiobesity agent, for the treatment of obesity.

[0085] The compound of formula (I), or a pharmaceutically acceptable salt thereof, and the other antiobesity agent(s) may be co-administered or administered sequentially or separately.

[0086] Co-administration includes administration of a formulation which includes both the compound of formula (I), or a pharmaceutically acceptable salt thereof, and the other antiobesity agent(s), or the simultaneous or separate administration of different formulations of each agent. Where the pharmacological profiles of the compound of formula (I), or a pharmaceutically acceptable salt thereof, and the other antiobesity agent(s) allow it, coadministration of the two agents

may be preferred.

[0087] The invention also provides the use of a compound of formula (I), or a pharmaceutically acceptable salt thereof, and another antiobesity agent in the manufacture of a medicament for the treatment of obesity.

[0088] The invention also provides a pharmaceutical composition comprising a compound of formula (I), or a pharmaceutically acceptable salt thereof, and another antiobesity agent, and a pharmaceutically acceptable carrier. The invention also encompasses the use of such compositions in the methods described above.

[0089] GPR119 agonists are of particular use in combination with centrally acting antiobesity agents.

[0090] The other antiobesity agent for use in the combination therapies according to this aspect of the invention is preferably a CB-1 modulator, e.g. a CB-1 antagonist or inverse agonist. Examples of CB-1 modulators include SR141716 (rimonabant) and SLV-319 ((4S)-(-)-3-(4-chlorophenyl)-N-methyl-N-[(4-chlorophenyl)sulfonyl]-4-phenyl-4,5-dihydro-1H-pyrazole-1-carboxamide); as well as those compounds disclosed in EP576357, EP656354, WO 03/018060, WO 03/020217, WO 03/020314, WO 03/026647, WO 03/026648, WO 03/027076, WO 03/040105, WO 03/051850, WO 03/051851, WO 03/053431, WO 03/063781, WO 03/075660, WO 03/077847, WO 03/078413, WO 03/082190, WO 03/082191, WO 03/082833, WO 03/084930, WO 03/084943, WO 03/086288, WO 03/087037, WO 03/088968, WO 04/012671, WO 04/013120, WO 04/026301, WO 04/029204, WO 04/034968, WO 04/035566, WO 04/037823, WO 04/052864, WO 04/058145, WO 04/058255, WO 04/060870, WO 04/060888, WO 04/069837, WO 04/069837, WO 04/072076, WO 04/072077, WO 04/078261 and WO 04/108728, and the references disclosed therein.

[0091] Other diseases or conditions in which GPR119 has been suggested to play a role include those described in WO 00/50562 and US 6,468,756, for example cardiovascular disorders, hypertension, respiratory disorders, gestational abnormalities, gastrointestinal disorders, immune disorders, musculoskeletal disorders, depression, phobias, anxiety, mood disorders and Alzheimer's disease.

[0092] All publications, including, but not limited to, patents and patent application cited in this specification, are herein incorporated by reference as if each individual publication were specifically and individually indicated to be incorporated by reference herein as fully set forth.

[0093] The invention will now be described by reference to the following examples which are for illustrative purposes and are not to be construed as a limitation of the scope of the present invention.

EXAMPLES

Materials and methods

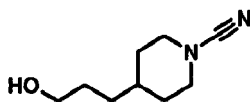
[0094] Column chromatography was carried out on SiO₂ (40-63 mesh) unless specified otherwise. LCMS data were obtained as follows: **Method A:** Atlantis 3 μ C₁₈ column (3.0 x 20.0 mm, flow rate = 0.85 mL/min) eluting with a H₂O-CH₃CN solution containing 0.1% HCO₂H over 6 min with UV detection at 220 nm. Gradient information: 0.0-0.3 min 100% H₂O; 0.3-4.25 min: Ramp up to 10% H₂O-90% CH₃CN; 4.25-4.4 min: Ramp up to 100% CH₃CN; 4.4-4.9 min: Hold at 100% CH₃CN; 4.9-6.0 min: Return to 100% H₂O. The mass spectra were obtained using an electrospray ionisation source in either the positive (ES⁺) or negative (ES⁻) ion modes; **Method B:** Waters Xterra MS C18, 5 μ m (4.6 x 50mm, flow rate 1.5mL/min) eluting with a H₂O-MeCN gradient containing 0.1% v/v ammonia over 12min with UV detection at 215 and 254nm. Gradient information: 0.0 - 8.0min: Ramp from 95% H₂O-5% MeCN to 5% H₂O-95% MeCN; 8.0 - 9.9min: Hold at 5% H₂O-95% MeCN; 9.9 - 10.0min: Return to 95% H₂O-5% MeCN; 10.0 - 12.0min: Hold at 95% H₂O-5% MeCN. Mass spectra were obtained using an electrospray ionization source in either the positive (ES⁺) or negative (ES⁻) mode.

[0095] Abbreviations and acronyms: Ac: Acetyl; *t*-Bu: *tert*-Butyl; DCM: Dichloromethane; DIAD: Diisopropyl azodicarboxylate; DIPEA: *N,N*-Diisopropylethylamine, DMF: Dimethylformamide; EDCI: 1-(3-Dimethylaminopropyl)-3-ethylcarbodiimide hydrochloride; Et: Ethyl; h: hour(s); min: minute/s; HOBt: 1-Hydroxybenzotriazole; HPLC: High performance liquid chromatography; IH: Isohexane; *i*-Pr: iso-propyl; Me: Methyl; Ph: Phenyl; RP-HPLC: Reverse phase-high performance liquid chromatography; RT: Retention time; THF: Tetrahydrofuran.

[0096] The syntheses of the following compounds have been described elsewhere: 6-hydroxy-2-methylnicotinic acid ethyl ester: Tetrahedron, 1974, 30, 623-32; 4-(3-methanesulfonyloxy-propyl)piperidine-1-carboxylic acid *tert*-butyl ester: WO98/07703; 3-piperidin-4-ylpropan-1-ol: Tetrahedron 1999, 55, 11619-11639; *tert*-butyl 4-(3-hydroxypropyl)piperidine-1-carboxylate: Tetrahedron 1999, 55, 11619-11639; 4-{3-[1-(3-*tert*-butyl-[1,2,4]oxadiazol-5-yl)]piperidin-4-yl}propoxy-2-methylbenzoic acid: WO2008/081205. All other compounds were available from commercial sources.

Preparation 1: 4-(3-Hydroxypropyl)piperidine-1-carbonitrile

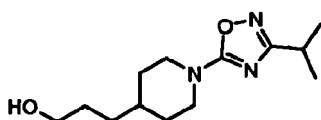
[0097]



[0098] A slurry of NaHCO_3 (35.2 g, 0.42 mol) in H_2O (70 mL) was added to a stirred solution of 3-piperidin-4-ylpropan-1-ol (20.0 g, 0.14 mol) in DCM at 0°C . A solution of BrCN (17.8 g, 0.17 mol) in DCM (19 mL) was added to the reaction over 1 min, then stirring was continued at 0°C for 0.5 h. The reaction was then stirred at 20°C for 2 h, before being washed with saturated aqueous NaHCO_3 and brine. The DCM solution was dried (MgSO_4), filtered and concentrated *in vacuo* to furnish an oil that was dissolved in a small amount of DCM, before being filtered through a SiO_2 pad, eluting with EtOAc. The filtrate was concentrated under reduced pressure to afford the title compound: m/z (ES^+) = 169.1 [$M + \text{H}$] $^+$ (Method A).

Preparation 2: 3-[1-(3-Isopropyl[1,2,4]oxadiazol-5-yl)piperidin-4-yl]propan-1-ol

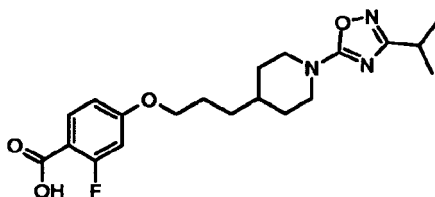
[0099]



[0100] ZnCl_2 (1M in Et_2O , 145 mL, 145 mmol) was added over 20 min to a stirred solution of 4-(3-hydroxypropyl)piperidine-1-carbonitrile (**Preparation 1**, 20.3 g, 121 mmol) and *N*-hydroxyisobutyramidine (14.8 g, 145 mmol) in EtOAc (290 mL) and THF (270 mL). After 2 h, the white precipitate that had formed was collected and washed with THF-EtOAc (1:1, 50 mL). This precipitate was dissolved in EtOH (550 mL) and 12M HCl (70 mL), then the solution was stirred with heating to 70°C for 16 h. The EtOH was removed *in vacuo*, then the remainder was diluted with H_2O and adjusted to pH 7 with solid NaHCO_3 . The mixture was extracted with EtOAc (3 \times), then the combined extracts were washed with brine, before being dried (MgSO_4). Filtration and solvent removal furnished the title compound: m/z (ES^+) = 254.1 [$M + \text{H}$] $^+$ (Method A).

Preparation 3: 2-Fluoro-4-{3-[1-(3-isopropyl-[1,2,4]oxadiazol-5-yl)piperidin-4-yl]propoxy}benzoic acid

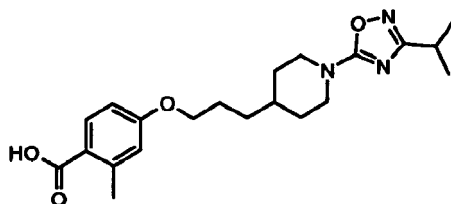
[0101]



[0102] DIAD (20.2 mL, 102.8 mmol) was added to a stirred solution of methyl 2-fluoro-4-hydroxybenzoate (13.43 g, 79.1 mmol), 3-[1-(3-isopropyl-[1,2,4]oxadiazol-5-yl)piperidin-4-yl]propan-1-ol (**Preparation 2**, 20.00 g, 79.1 mmol), and PPh_3 (24.85 g, 95.0 mmol) in anhydrous THF. After 30 min, the solvent was removed *in vacuo*, then the remainder was triturated with $\text{IH-Et}_2\text{O}$. The solid produced was filtered and washed with Et_2O . The combined washings and filtrate were concentrated under reduced pressure, then the residue was purified by column chromatography (EtOAc-IH , 1:4) to generate methyl 2-fluoro-4-{3-[1-(3-isopropyl-[1,2,4]oxadiazol-5-yl)piperidin-4-yl]propoxy}benzoate. This compound was stirred with $\text{LiOH}\cdot\text{H}_2\text{O}$ (33.2 g, 791 mmol) in MeOH (400 mL) and H_2O (100 mL) for 16 h. The MeOH was evaporated off under reduced pressure, then the remainder was partitioned between 2M NaOH and Et_2O . The aqueous phase was acidified to pH 2, before being extracted with EtOAc. The organic extracts were dried (MgSO_4), filtered, concentrated *in vacuo*, and recrystallised from EtOAc to furnish the title compound: δ_{H} (CDCl_3) 1.26-1.40 (m, 8H), 1.46-1.62 (m, 3H), 1.81-1.93 (m, 4H), 2.95 (sept, 1H), 3.02-3.12 (m, 2H), 4.03 (t, 2H), 4.16-4.22 (m, 2H), 6.67 (dd, 1H), 6.78 (dd, 1H), 8.01 (t, 1H); m/z (ES^+) = 392.0 [$M + \text{H}$] $^+$ (Method A).

Preparation 4: 4-[3-[1-(3-Isopropyl[1,2,4]oxadiazol-5-yl)piperidin-4-yl]propoxy]-2-methylbenzoic acid

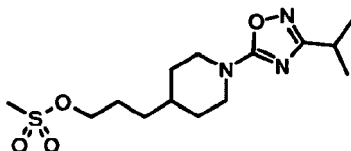
[0103]



[0104] The title compound was synthesised by Mitsunobu condensation of 4-hydroxy-2-methylbenzoic acid methyl ester with 3-[1-(3-isopropyl-[1,2,4]oxadiazol-5-yl)piperidin-4-yl]propan-1-ol (**Preparation 2**), followed by saponification, employing procedures similar to those outlined in **Preparation 3**: δ_H ($CDCl_3$) 1.26-1.40 (m, 7H), 1.46-1.62 (m, 4H), 1.81-1.92 (m, 4H), 2.64 (s, 3H), 2.94 (sept, 1H), 3.02-3.13 (m, 2H), 4.04 (t, 2H), 4.15-4.21 (m, 2H), 6.78-6.81 (m, 2H), 8.07 (d, 1H).

Preparation 5: Methanesulfonic acid 3-[1-(3-isopropyl-[1,2,4]oxadiazol-4-yl)piperidin-4-yl]propyl ester

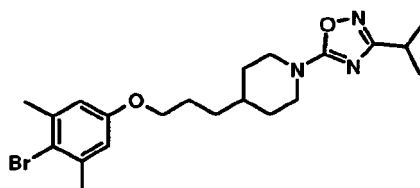
[0105]



[0106] Methanesulfonyl chloride (1.64 mL, 21.2 mmol) in DCM (5 mL) was added dropwise to a solution of 3-[1-(3-isopropyl[1,2,4]oxadiazol-5-yl)piperidin-4-yl]propan-1-ol (**Preparation 2**, 4.46 g, 17.6 mmol) and NEt_3 (4.9 mL, 35.3 mmol) in DCM (35 mL) at $0^\circ C$. The reaction mixture was stirred at ambient temperature for 0.5 h, then partitioned between EtOAc (250 mL) and 0.5M HCl (150 mL). The organic layer was separated, washed with H_2O , saturated aqueous $NaHCO_3$ solution and brine, before being dried ($MgSO_4$), filtered, and concentrated *in vacuo* to afford the title compound: RT = 3.32 min; m/z (ES^+) = 332.08 [$M + H$] $^+$ (Method A).

Preparation 6: 4-[3-(4-Bromo-3,5-dimethylphenoxy)propyl]-1-(3-isopropyl-[1,2,4]oxadiazol-5-yl)piperidine

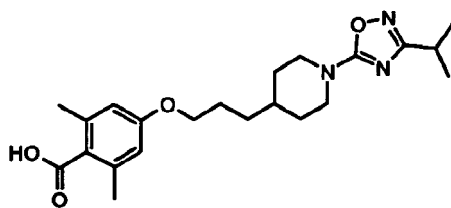
[0107]



[0108] 4-Bromo-3,5-dimethylphenol (607 mg, 302 μ mol) and K_2CO_3 (1.25g, 906 μ mol) were added to a solution of methanesulfonic acid 3-[1-(3-isopropyl-[1,2,4]oxadiazol-5-yl)piperidin-4-yl]propyl ester (**Preparation 5**, 1.00 g, 302 μ mol) in sulfolane (10 mL) and the resulting solution was heated at $85^\circ C$ for 16 h. The reaction mixture was diluted with Et_2O (75 mL) and H_2O (75 mL) and the organic layer was washed with H_2O , 2M NaOH (2 \times) and brine, before being dried ($MgSO_4$). Filtration, solvent removal and purification by column chromatography (EtOAc-IH, 22:3) furnished the title compound: RT = 4.96 min; m/z (ES^+) = 436.22 [$M + H$] $^+$ (Method A).

Preparation 7: 4-[3-[1-(3-Isopropyl-[1,2,4]oxadiazol-5-yl)piperidin-4-yl]propoxy]-2,6-dimethylbenzoic acid

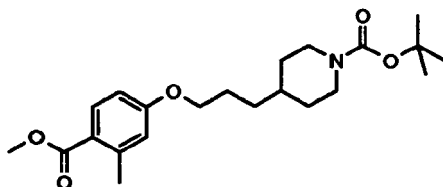
[0109]



[0110] To a solution of 1.6 M *n*-butyllithium in hexane (1.72 mL, 2.75 mmol) in anhydrous THF (1.2 mL) at -78°C under argon, was added a solution of 4-[3-(4-bromo-3,5-dimethylphenoxy)propyl]-1-(3-isopropyl-1,2,4-oxadiazol-5-yl)piperidine (**Preparation 6**, 600 mg, 1.38 mmol) in anhydrous THF (1.8 mL). The reaction mixture was stirred at -78°C for 50 min, then CO₂ gas was bubbled through the reaction mixture as it warmed to ambient temperature (-0.5 h). The reaction mixture was quenched with H₂O and diluted with EtOAc. The aqueous was acidified to pH 1 with 2M HCl and extracted with EtOAc (2×), then the combined organic extracts were washed with brine and dried (MgSO₄). Filtration, solvent removal and purification by column chromatography (EtOAc-IH-AcOH, 30:69.7:0.3) furnished the title compound: RT = 3.84 min; *m/z* (ES⁺) = 402.42 [*M* + H]⁺ (Method A).

Preparation 8: 4-[3-(4-Methoxycarbonyl-3-methylphenoxy)propyl]piperidine-1-carboxylic acid *tert*-butyl ester

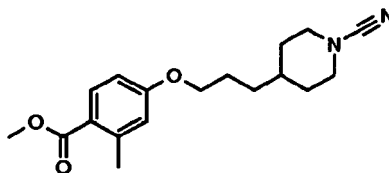
[0111]



[0112] DIAD (8.00 mL, 40.9 mmol) was added to a stirred solution of 4-hydroxy-2-methylbenzoic acid methyl ester (6.00 g, 37.4 mmol), *tert*-butyl 4-(3-hydroxypropyl)piperidine-1-carboxylate (8.25 g, 34.0 mmol) and PPh₃ (10.71 g, 40.9 mmol) in anhydrous THF (60 mL) at ambient temperature. After stirring for 7.5 h, the solvent was removed *in vacuo*, and the remainder was dissolved in EtOAc and washed with 2M NaOH (2×) and brine. The organic layer was dried (MgSO₄), concentrated under reduced pressure and the remainder was triturated with IH-Et₂O. The solid produced was filtered and washed with Et₂O. The combined washings and filtrate were concentrated under reduced pressure and purified by column chromatography (EtOAc-IH, 1:9) to afford the title compound: RT = 4.48 min; *m/z* (ES⁺) = 392.3 [*M* + H]⁺ (Method A).

Preparation 9: 4-[3-(1-Cyanopiperidin-4-yl)propoxy]-2-methylbenzoic acid methyl ester

[0113]

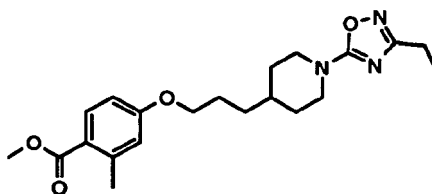


[0114] 4M HCl in dioxane (7.7 mL) was added to a stirred solution of 4-[3-(4-methoxycarbonyl-3-methylphenoxy)propyl]piperidine-1-carboxylic acid *tert*-butyl ester (**Preparation 8**, 4.00 g, 10.2 mmol) in dioxane (10 mL) at ambient temperature. After 3 h, the mixture was diluted with Et₂O and the solid product formed was collected by filtration and washed with Et₂O to afford the hydrochloride salt of 2-methyl-4-(3-piperidin-4-ylpropoxy)-benzoic acid methyl ester: RT = 2.65 min; *m/z* (ES⁺) = 292.4 [*M* + H]⁺. To a stirred solution of this compound (10.77 g, 32.9 mmol) in DCM (140 mL) was added a slurry of NaHCO₃ (8.30 g, 98.7 mmol) in H₂O (100 mL) at 0°C and the resulting mixture was treated with a solution of BrCN (4.18 g, 39.5 mmol) in DCM (22 mL). The reaction mixture was stirred at ambient temperature for 3 h, before being partitioned between H₂O and DCM. The organic phase was separated and dried (MgSO₄). Filtration

and solvent evaporation provided the title compound: RT = 3.87 min; m/z (ES^+) = 317.20 [$M + H$] $^+$ (Method A).

Preparation 10: 4-{3-[1-(3-Ethyl-[1,2,4]oxadiazol-5-yl)piperidin-4-yl]propoxy}-2-methylbenzoic acid methyl ester

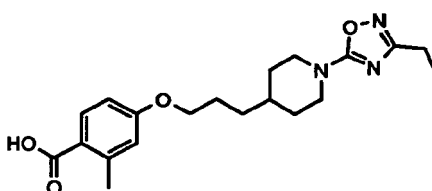
[0115]



[0116] $ZnCl_2$ (1M in Et_2O , 20.2 mL, 20.22 mmol) was slowly added to a stirred solution of 4-{3-[1-(3-cyanopiperidin-4-yl)propoxy]-2-methylbenzoic acid methyl ester (**Preparation 9**, 5.34 g, 16.9 mmol) and N-hydroxypropionanidine (1.78 g, 20.2 mmol) in EtOAc (85 mL) and the resulting solution was stirred at 60°C for 16 h. The reaction was cooled to ambient temperature and the white precipitate that had formed was collected and washed with EtOAc. This precipitate was dissolved in MeOH (80 mL) and 12M HCl (8 mL), then the solution was stirred at 65°C for 5 h. The MeOH was removed *in vacuo*, and the remainder was adjusted to pH 7 with saturated aqueous $NaHCO_3$ solution. The mixture was extracted with EtOAc (3 \times), then the combined extracts were washed with brine and dried ($MgSO_4$). Filtration, solvent removal and purification by column chromatography (IH-EtOAc, 3: 1) afforded the title compound: RT = 4.15 min; m/z (ES^+) = 388.21 [$M + H$] $^+$ (Method A).

Preparation 11: 4-{3-[1-(3-Ethyl-[1,2,4]oxadiazol-5-yl)piperidin-4-yl]propoxy}-2-methylbenzoic acid

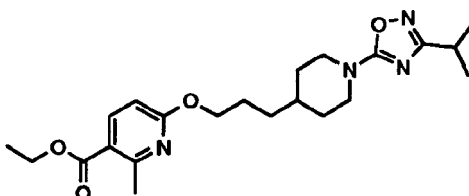
[0117]



[0118] A mixture of $LiOH \cdot H_2O$ (3.60 g, 85.7 mmol) and 4-{3-[1-(3-ethyl-[1,2,4]oxadiazol-5-yl)piperidin-4-yl]propoxy}-2-methylbenzoic acid methyl ester (**Preparation 10**, 3.32 g, 8.57 mmol) in MeOH (100 mL) and H_2O (10 mL) was heated at 50°C for 72 h. The MeOH was removed under reduced pressure, then the remainder was acidified to pH 1 with 2M HCl, before being extracted with EtOAc (3x). The combined organic extracts were washed with brine, dried ($MgSO_4$), filtered and concentrated *in vacuo* to afford the title compound: RT = 2.85 min; m/z (ES^+) = 374.16 [$M + H$] $^+$ (Method A).

Preparation 12: 6-{3-[1-(3-Isopropyl-[1,2,4]oxadiazol-5-yl)piperidin-4-yl]propoxy}-2-methylnicotinic acid ethyl ester

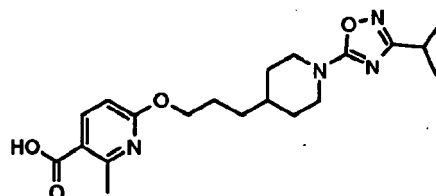
[0119]



[0120] The title compound was synthesised from 6-hydroxy-2-methylnicotinic acid ethyl ester (5.00 g, 27.59 mmol) and 3-[1-(3-isopropyl[1,2,4]oxadiazol-5-yl)piperidin-4-yl]propan-1-ol (7.00 g, 27.59 mmol) employing a Mitsunobu procedure similar to that outlined in **Preparation 3**: RT = 4.64 min; m/z (ES^+) = 417.19 [$M + H$] $^+$ (Method A).

Preparation 13: 6-{3-[1-(3-Isopropyl-[1,2,4]oxadiazol-5-yl)piperidin-4-yl]propoxy}-2-methylnicotinic acid

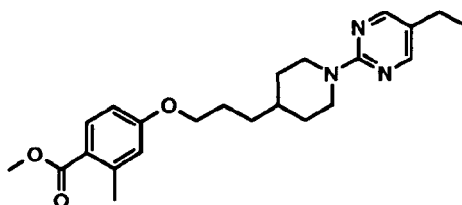
[0121]



[0122] The title compound was synthesized from 6-{3-[1-(3-isopropyl-[1,2,4]oxadiazol-5-yl)piperidin-4-yl]propoxy}-2-methylnicotinic acid ethyl ester (**Preparation 12**, 7.45 g, 17.89 mmol) employing a hydrolysis procedure similar to that outlined in **Preparation 11**: RT = 4.07 min; m/z (ES^+) = 389.14 [$M + H$] $^+$ (Method A).

Preparation 14: 4-{3-[1-(5-Ethylpyrimidin-2-yl)piperidin-4-yl]propoxy}-2-methylbenzoic acid methyl ester

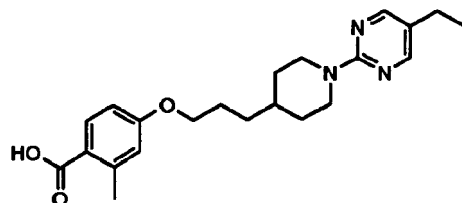
[0123]



[0124] 4M HCl in dioxane (7.7 mL) was added to a stirred solution of 4-{3-[1-(5-Ethylpyrimidin-2-yl)piperidin-4-yl]propoxy}-2-methylbenzoic acid methyl ester (**Preparation 8**, 4.00 g, 10.2 mmol) in dioxane (10 mL) at ambient temperature. After 3 h. the mixture was diluted with Et₂O and the solid product formed was collected by filtration and washed with Et₂O to afford the hydrochloride salt of 2-methyl-4-(3-piperidin-4-ylpropoxy)-benzoic acid methyl ester: RT = 2.65 min; m/z (ES^+) = 292.4 [$M + H$] $^+$ (Method A). To a stirred solution of this compound (1.27 g, 3.89 mmol) in DMSO (12 mL) was added 2-chloro-5-ethyl-pyrimidine (555 mg, 3.89 mmol) and DBU (1.25 mL, 8.54 mmol) and the resulting solution was stirred at 100°C for 16 h. The reaction mixture was diluted with H₂O and extracted with EtOAc (2×), then the combined organic extracts were washed with brine, before being dried (MgSO₄). Filtration, removal of solvent under reduced pressure and purification by column chromatography (EtOAc-IH, 1: 19) afforded the title compound: RT = 4.51 min; m/z (ES^+) = 398.83 [$M + H$] $^+$ (Method A).

Preparation 16: 4-{3-[1-(5-Ethylpyrimidin-2-yl)piperidin-4-yl]propoxy}-2-methylbenzoic acid

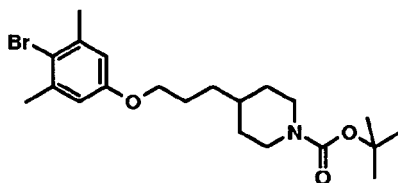
[0125]



[0126] The title compound was synthesised from 4-{3-[1-(5-ethylpyrimidin-2-yl)piperidin-4-yl]propoxy}-2-methylbenzoic acid methyl ester (**Preparation 15**), employing a hydrolysis procedure similar to that outlined in **Preparation 11**: RT = 3.80 min; m/z (ES^+) = 384.34 [$M + H$] $^+$ (Method A).

Preparation 17: 4-[3-(4-Bromo-3,5-dimethylphenoxy)propyl]piperidine-1-carboxylic acid *tert*-butyl ester

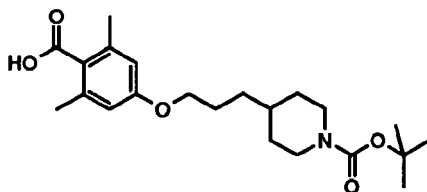
[0127]



[0128] 4-Bromo-3,5-dimethylphenol (13.75 g, 68.4 mmol) and K_2CO_3 (18.90g, 136.8 mmol) were added to a solution of 4-(3-methanesulfonyloxypropyl)piperidine-1-carboxylic acid *tert*-butyl ester (21.98 g, 68.4 mmol) in sulfolane (260 mL) and the resulting solution was heated at 85°C for 4 h. The reaction mixture was diluted with Et_2O (500 mL) and H_2O (500 mL) and the organic layer was washed with H_2O (4×), 2M NaOH (2×) and brine, before being dried ($MgSO_4$). Filtration, solvent removal and purification by column chromatography (DCM) furnished the title compound: RT = 4.94 min; m/z (ES^+) = 426.20 [$M + H$] $^+$ (Method A).

Preparation 18: 4-[3-(4-Carboxy-3,5-dimethylphenoxy)propyl]piperidine-1-carboxylic acid *tert*-butyl ester

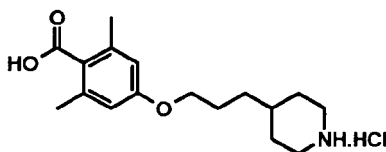
[0129]



[0130] To a solution of 1.6 M *n*-butyllithium in hexane (20.64 mL, 51.6 mmol) in anhydrous THF (23 mL) at -78°C under argon, was added a solution of 4-[3-(4-bromo-3,5-dimethyl-phenoxy)propyl]piperidine-1-carboxylic acid *tert*-butyl ester (**Preparation 17**, 11.00g, 25.8 mmol) in anhydrous THF (34 mL). The reaction mixture was stirred at -78°C for 50 min, then CO_2 gas was bubbled through the reaction mixture as it warmed to ambient temperature (-0.5 h). The reaction mixture was quenched with H_2O and diluted with EtOAc. The organic layer was extracted with 2M NaOH (2×) and the combined basic extracts were combined with the aqueous layer. The aqueous was acidified to pH 1 with 2M HCl and extracted with EtOAc (3×), then the combined organic extracts were washed with brine and dried ($MgSO_4$). Filtration, solvent removal and purification by column chromatography ((EtOAc-IH, 3:7)) furnished the title compound: RT = 3.93 min; m/z (ES^+) = 392.23 [$M + H$] $^+$ (Method A).

Preparation 19: 2,6-Dimethyl-4-(3-piperidin-4-ylpropoxy)benzoic acid hydrochloride

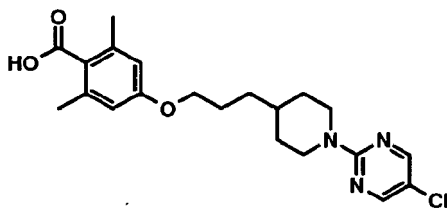
[0131]



[0132] 4M HCl in dioxane (21.95 mL) was added to a stirred solution of 4-[3-(4-carboxy-3,5-dimethylphenoxy)propyl]piperidine-1-carboxylic acid *tert*-butyl ester (**Preparation 18**, 4.91 g, 12.5 mmol) in dioxane (20 mL) at ambient temperature. After 2.5 h, the solid product that had formed was collected by filtration and washed with Et_2O to afford the title compound: RT = 2.50 min; m/z (ES^+) = 291.40 [$M + H$] $^+$ (Method A).

Preparation 20: 4-{3-[1-(5-Chloropyrimidin-2-yl)piperidin-4-yl]propoxy}-2,6-dimethylbenzoic acid

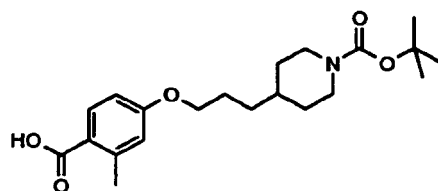
[0133]



[0134] To 2,6-dimethyl-4-(3-piperidin-4-ylpropoxy)benzoic acid hydrochloride (**Preparation 19**, 600 mg, 1.83 mmol) in DMSO (850 μ L) was added 2,5-dichloropyrimidine (327 mg, 2.20 mmol), DBU (960 μ L, 6.41 mmol) and H₂O (6 drops). The resulting suspension was heated in a sealed tube in the microwave at 130°C for 3 h. The reaction mixture was diluted with H₂O, acidified to pH 5 with 2M HCl and extracted with EtOAc (3 \times), then the combined organic extracts were washed with brine, before being dried (MgSO₄). Filtration, removal of solvent under reduced pressure and purification by column chromatography (EtOAc-IH, 2:3 to 3:2) afforded the title compound: RT = 4.20 min; m/z (ES⁺) = 404.16 [M + H]⁺ (Method A).

Preparation 21: 4-[3-(4-Carboxy-3-methylphenoxy)propyl]piperidine-1-carboxylic acid *tert*-butyl ester

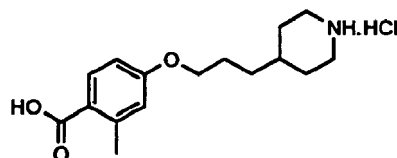
[0135]



[0136] To a solution of 4-[3-(4-methoxycarbonyl-3-methylphenoxy)propyl]piperidine-1-carboxylic acid *tert*-butyl ester (**Preparation 8**, 6.00 g, 15.3 mmol) in MeOH (200 mL) and H₂O (20 mL) was added LiOH·H₂O (6.43 g, 153.3 mmol) and the resulting mixture was stirred at 40°C for 16 h. The MeOH was evaporated off under reduced pressure, then the remainder was dissolved in H₂O (200 mL), washed with EtOAc and acidified to pH 4 with 2M HCl, before being extracted with EtOAc (2 \times). The combined organic extracts were washed with brine, dried (MgSO₄), filtered, and concentrated *in vacuo* to yield the title compound RT = 4.06 min; m/z (ES⁺) = 378.22 [M + H]⁺ (Method A).

Preparation 22: 2-Methyl-4-(3-piperidin-4-ylpropoxy)benzoic acid hydrochloride

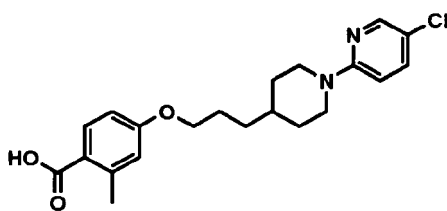
[0137]



[0138] A mixture of 4-[3-(4-carboxy-3-methylphenoxy)propyl]piperidine-1-carboxylic acid *tert*-butyl ester (**Preparation 21**), 11.82 g, 37.7 mmol) and 4M HCl in dioxane (150 mL) was stirred at ambient temperature for 1 h. The solvent was removed *in vacuo*, azeotroping with toluene (2 \times), to afford the title compound: RT = 2.37 min; m/z (ES⁺) = 278.17 [M + H]⁺ (Method A).

Preparation 23: 4-[3-(5'-Chloro-3,4,5,6-tetrahydro-2H-[1,2']bipyridinyl-4-yl)propoxy]-2-methylbenzoic acid

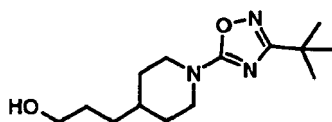
[0139]



[0140] To 2-methyl-4-(3-piperidin-4-ylpropoxy)benzoic acid hydrochloride (**Preparation 22**, 574 mg, 1.83 mmol) in DMSO (850 μ L) was added 5-chloro-2-fluoropyridine (288 mg, 2.20 mmol), DBU (960 μ L, 6.41 mmol) and H₂O (6 drops). The resulting suspension was heated in a sealed tube in the microwave at 130°C for 3 h. The reaction mixture was diluted with H₂O, acidified to pH 5 with 2M HCl and extracted with EtOAc (3x), then the combined organic extracts were washed with brine, before being dried (MgSO₄). Filtration, removal of solvent under reduced pressure and purification by column chromatography (EtOAc-IH, 2:3 to 3:2) afforded the title compound: RT = 3.87 min; m/z (ES⁺) = 403.11 [M + H]⁺ (Method A).

Preparation 24: 3-[1-(3-Isopropyl[1,2,4]oxadiazol-5-yl)piperidin-4-yl]propan-1-ol

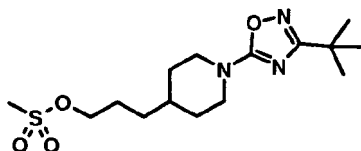
[0141]



[0142] The title compound was prepared using a procedure similar to that outlined in **Preparation 2**: m/z (ES⁺) = 268.2 [M + H]⁺ (Method A).

Preparation 25: Methanesulfonic acid 3-[1-(3-*tert*-butyl-[1,2,4]oxadiazol-5-yl)piperidin-4-yl]-propyl ester

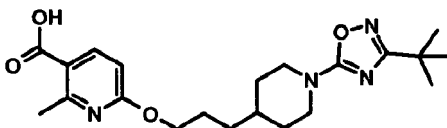
[0143]



[0144] The title compound was synthesized utilizing a method similar to that outlined in **Preparation 5**: m/z (ES⁺) = 346.1 [M + H]⁺ (Method A).

Preparation 26: 6-{3-[1-(3-*tert*-Butyl-[1,2,4]oxadiazol-5-yl)piperidin-4-yl]propoxy}-2-methyl-nicotinic acid

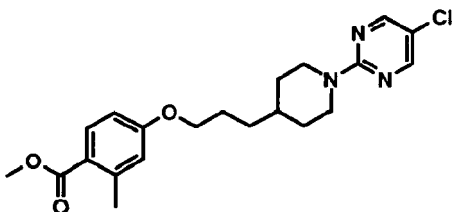
[0145]



[0146] Methanesulfonic acid 3-[1-(3-*tert*-butyl-[1,2,4]oxadiazol-5-yl)piperidin-4-yl]propyl ester (**Preparation 25**) was condensed with 6-hydroxy-2-methylnicotinic acid ethyl ester using a method similar to that delineated in **Preparation 6**, except that butanone was employed as solvent. The product was hydrolysed, employing a method similar to that outlined in **Preparation 11**, to furnish the title compound: RT = 4.15 min; m/z (ES⁺) = 403.20 [M + H]⁺ (Method A).

Preparation 27: 4-{3-[1-(5-Chloropyrimidin-2-yl)piperidin-4-yl]propoxy}-2-methylbenzoic acid methyl ester

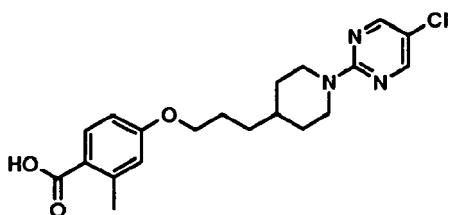
[0147]



[0148] 4M HCl in dioxane (7.7 mL) was added to a stirred solution of 4-[3-(4-methoxycarbonyl-3-methylphenoxy)propyl]piperidine-1-carboxylic acid *tert*-butyl ester (**Preparation 8**, 4.00 g, 10.2 mmol) in dioxane (10 mL) at ambient temperature. After 3 h, the mixture was diluted with Et₂O and the solid product formed was collected by filtration and washed with Et₂O to afford the hydrochloride salt of 2-methyl-4-(3-piperidin-4-ylpropoxy)-benzoic acid methyl ester: RT = 2.65 min; *m/z* (ES⁺) = 292.4 [*M* + H]⁺ (Method A). To a stirred solution of this compound (1.27 g, 3.89 mmol) in DMSO (12 mL) was added 2,5-dichloropyrimidine (580 mg, 3.89 mmol) and DBU (1.25 mL, 8.54 mmol) and the resulting solution was stirred at 100°C for 16 h. The reaction mixture was diluted with H₂O and extracted with EtOAc (2×), then the combined organic extracts were washed with brine, before being dried (MgSO₄). Filtration, removal of solvent under reduced pressure and purification by column chromatography (EtOAc-IH, 1:19) afforded the title compound: RT = 4.80 min; *m/z* (ES⁺) = 404.15 [*M* + H]⁺ (Method A).

Preparation 28: 4-{3-[1-(5-Chloropyrimidin-2-yl)piperidin-4-yl]propoxy}-2-methylbenzoic acid

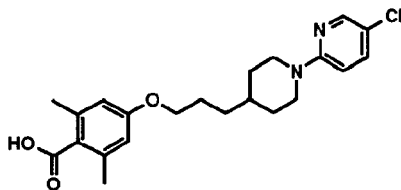
[0149]



[0150] A mixture of LiOH·H₂O (308 mg, 7.33 mmol) and 4-{3-[1-(5-chloropyrimidin-2-yl)-piperidin-4-yl]propoxy}-2-methylbenzoic acid methyl ester (**Preparation 27**, 1.41 g, 3.49 mmol) in THF (48 mL) and H₂O (4.8 mL) was heated at 65°C for 96 h. The THF was removed under reduced pressure and the remainder partitioned between 2M NaOH and EtOAc. The aqueous phase was acidified to pH 1 with 12M HCl, before being extracted with EtOAc (2x). The combined organic extracts were washed with brine, dried (MgSO₄), filtered and concentrated *in vacuo* to afford the title compound: RT = 4.27 min; *m/z* (ES⁺) = 390.15 [*M* + H]⁺ (Method A).

Preparation 29: 4-[3-(5'-Chloro-3,4,5,6-tetrahydro-2H-[1,2']bipyridinyl-4-yl)propoxy]-2,6-dimethylbenzoic acid

[0151]

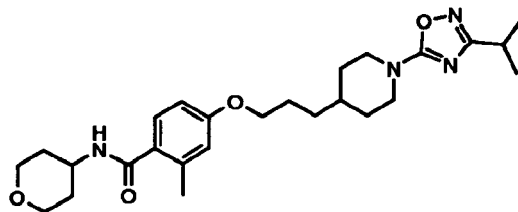


[0152] Condensation of 2,6-dimethyl-4-(3-piperidin-4-ylpropoxy)benzoic acid hydrochloride (**Preparation 19**) with 5-chloro-2-fluoropyridine employing a procedure similar to that outlined in **Preparation 20** afforded the title compound:

RT = 3.87 min; m/z (ES^+) = 403.11 [$M + H$] $^+$ (Method A).

Example 1: 4-{3-[1-(3-Isopropyl-[1,2,4]oxadiazol-5-yl)piperidin-4-yl]propoxy}-2-methyl-*N*-(tetrahydropyran-4-yl)benzamide

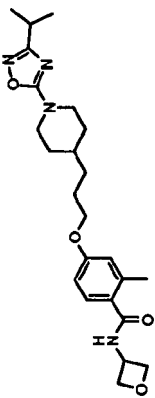
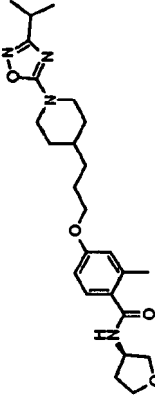
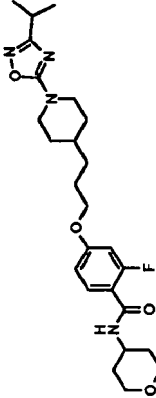
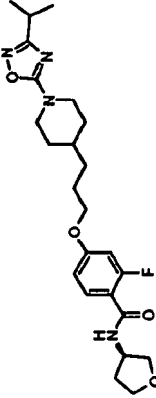
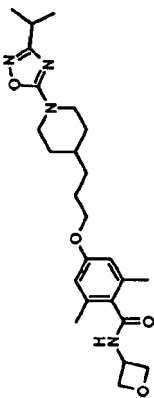
[0153]



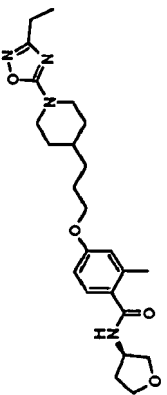
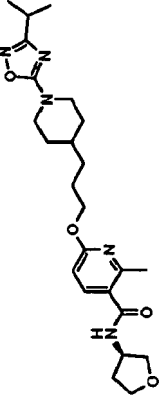
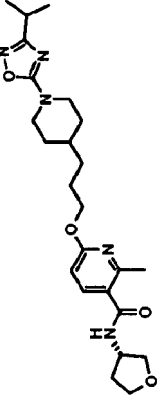
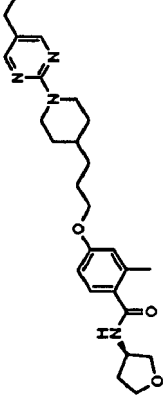
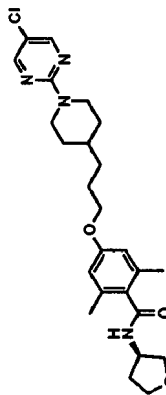
[0154] HOBt·H₂O (46.0 mg, 338 μ mol) and EDCI (65.0 mg, 338 μ mol) were added to a stirred solution of 4-{3-[1-(3-isopropyl-[1,2,4]oxadiazol-5-yl)piperidin-4-yl]propoxy}-2-methylbenzoic acid (**Preparation 4**, 100 mg, 260 μ mol) in THF (5 mL). After 15 min, tetrahydropyran-4-ylamine (53.0 mg, 520 μ mol) was added and the resulting mixture was stirred at ambient temperature for 16 h. The THF was removed *will vacuo* and the residue was partitioned between EtOAc and 2M NaOH. The organic phase was separated and washed with 2M NaOH, 1M HCl and brine, before being dried (MgSO₄). Filtration and solvent evaporation afforded the title compound: RT = 3.69 min; m/z (ES^+) = 471.28 [$M + H$] $^+$ (Method A).

[0155] The amides listed in **Table 1** were synthesised by condensing the appropriate acid with the appropriate amine, employing a procedure similar to that outlined in **Example 1**.

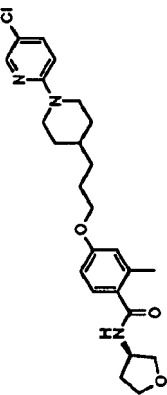
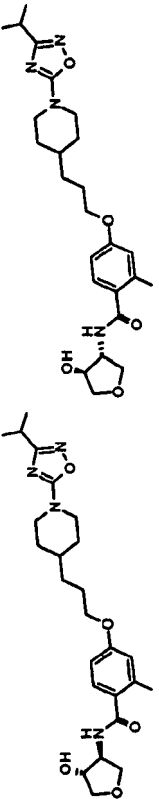
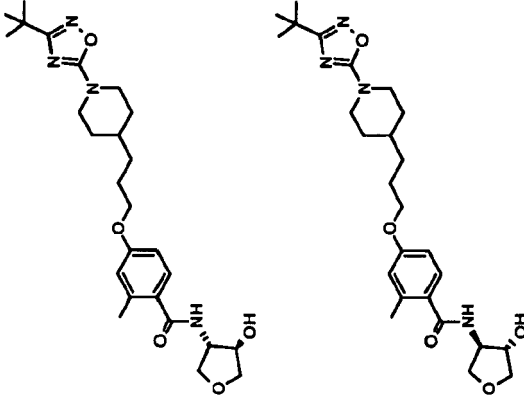
Table 1

Ex	Structure	Name	Spectra
2		4-{3-[1-(3-Isopropyl-1,2,4]oxadiazol-5-yl)-piperidin-4-yl]propoxy}-2-methyl-N-oxetan-3-ylbenzamide	RT = 3.55 min; m/z (ES^+) = 443.25 [$M + H$] ⁺ (Method A)
3		4-{3-[1-(3-Isopropyl-1,2,4]oxadiazol-5-yl)-piperidin-4-yl]propoxy}-2-methyl-N-(R)-tetrahydro-furan-3-ylbenzamide	δ_H ($CDCl_3$) 1.23-1.37 (m, 8H), 1.41-1.50 (nm, 2H), 1.50-1.58 (m, 1H), 1.77-1.95 (m, 5H), 2.30-2.42 (m, 1H), 2.46 (s, 3H), 2.85-2.94 (m, 1H), 2.99-3.10 (m, 2H), 3.75-4.02 (m, 6H), 4.10-4.19 (m, 2H), 4.65-4.76 (m, 1H), 5.88 (br d, 1H), 6.66-6.76 (m, 2H), 7.31 (d, 1H); RT = 3.60 min; m/z (ES^+) = 457.27 [$M + H$] ⁺ (Method A)
4		2-Fluoro-4-{3-[1-(3-isopropyl-1,2,4]oxadiazol-5-yl)-piperidin-4-yl]propoxy}-N-(tetrahydro-pyran-4-yl)benzamide	RT = 3.56 min; m/z (ES^+) = 475.25 [$M + H$] ⁺ (Method B)
5		2-Fluoro-4-{3-[1-(3-isopropyl-1,2,4]oxadiazol-5-yl)-piperidin-4-yl]propoxy}-N-(R)-tetrahydro-furan-3-ylbenzamide	RT = 3.48 min; m/z (ES^+) = 461.06 [$M + H$] ⁺ (Method B)
6		4-{3-[1-(3-Isopropyl-1,2,4]oxadiazol-5-yl)-piperidin-4-yl]propoxy}-2,6-dimethyl-N-oxetan-3-ylbenzamide	RT = 3.57 min; m/z (ES^+) = 457.24 [$M + H$] ⁺ (Method A)

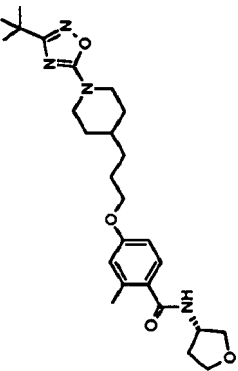
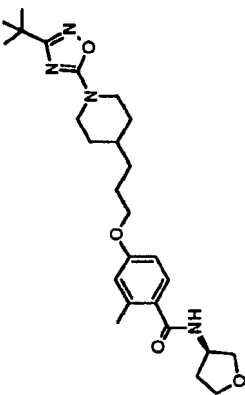
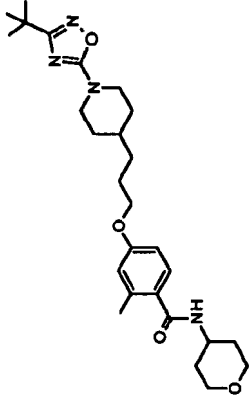
(continued)

Ex	Structure	Name	Spectra
7		4-{3-[1-(3-Ethyl-[1,2,4]oxadiazol-5-yl)-piperidin-4-yl]propoxy}-2-methyl-N-(R)-tetrahydro-furan-3-ylbenzamide	δ_H (CDCl ₃) 123-1.36 (m, 5H), 1.41-1.49 (m, 2H), 1.50-1.58 (m, 1H), 1.77-1.96 (m, 5H), 2.29-2.43 (m, 1H), 2.46 (s, 3H), 2.58 (q, 2H), 3.00-3.11 (m, 2H), 3.73-4.01 (m, 6H), 4.09-4.19 (m, 2H), 4.64-4.76 (m, 1H), 5.88 (br d, 1H), 6.66-6.76 (m, 2H), 7.31 (d, 1H); RT = 3.47 min; m/z (ES ⁺) = 443.38 [M + H] ⁺ (Method A)
8		6-{3-[1-(3-Isopropyl-[1,2,4]oxadiazol-5-yl)-piperidin-4-yl]propoxy}-2-methyl-N-(R)-tetrahydro-furan-3-ylbenzamide	RT = 3.42 min; m/z (ES ⁺) = 458.24 [M + H] ⁺ (Method A)
9		6-{3-[1-(3-Isopropyl-[1,2,4]oxadiazol-5-yl)-piperidin-4-yl]propoxy}-2-methyl-N-(S)-tetrahydro-furan-3-ylbenzamide	RT = 3.40 min; m/z (ES ⁺) = 458.21 [M + H] ⁺ (Method A)
10		4-{3-[1-(5-Ethylpyrimidin-2-yl)-piperidin-4-yl]propoxy}-2-methyl-N-(R)-tetrahydro-furan-3-ylbenzamide	RT = 3.48 min; m/z (ES ⁺) = 453.26 [M + H] ⁺ (Method A)
11		4-{3-[1-(5-Chloro-pyrimidin-2-yl)-piperidin-4-yl]propoxy}-2,6-dimethyl-N-(R)-tetrahydro-furan-3-ylbenzamide	RT = 4.02 min; m/z (ES ⁺) = 473.19 [M + H] ⁺ (Method A)

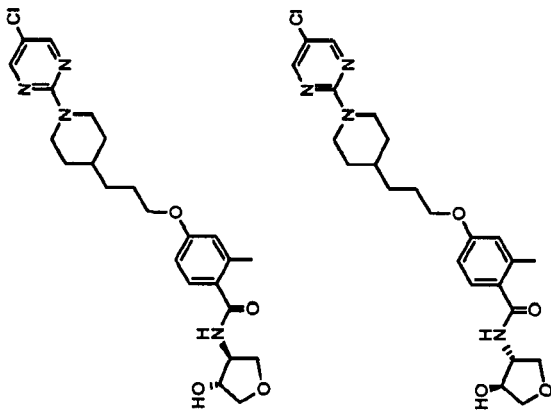
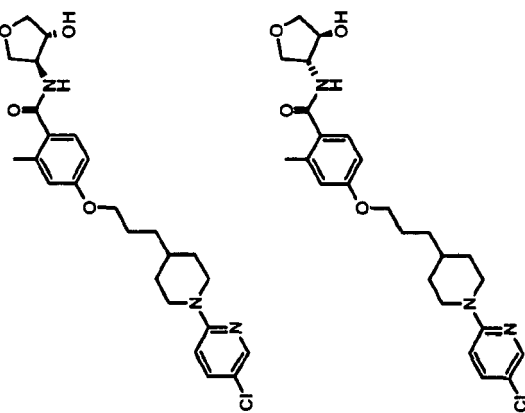
(continued)

Ex	Structure	Name	Spectra
12		4-[3-(5'-Chloro-3,4,5,6-tetrahydro-2H-[1,2']bipyridinyl-4-yl)-propoxy]-2-methyl-N-(R)-tetrahydrofuran-3-yl-benzamide	RT = 3.65 min; m/z (ES^+) = 458.21 [$M + H$] ⁺ (Method A)
13 and 14		N-((3S,4R)-4-Hydroxy-tetrahydrofuran-3-yl)-4-{3-[1-(3-isopropyl-1,2,4]oxadiazol-5-yl)-piperidin-4-yl]propoxy}-2-methylbenzamide and N-((3R,4S)-4-Hydroxy-tetrahydrofuran-3-yl)-4-{3-[1-(3-isopropyl-1,2,4]oxadiazol-5-yl)-piperidin-4-yl]propoxy}-2-methylbenzamide	RT = 3.65 min; m/z (ES^+) = 473.25 [$M + H$] ⁺ (Method A)
15 and 16		4-{3-[1-(3-tert-Butyl-1,2,4]oxadiazol-5-yl)-piperidin-4-yl]propoxy}-N-((3S,4R)-4-hydroxy-tetrahydrofuran-3-yl)-2-methylbenzamide and 4-{3-[1-(3-tert-Butyl-1,2,4]oxadiazol-5-yl)-piperidin-4-yl]propoxy}-N-((3R,4S)-4-hydroxy-tetrahydrofuran-3-yl)-2-methylbenzamide	RT = 3.57 min; m/z (ES^+) = 487.24 [$M + H$] ⁺ (Method A)

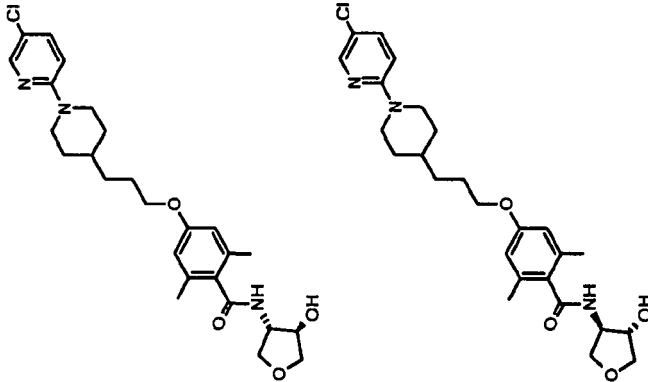
(continued)

Ex	Structure	Name	Spectra
17		4-{3-[1-(3- <i>tert</i> -Butyl-[1,2,4]oxadiazol-5-yl)-piperidin-4-yl]propoxy}-2-methyl-N-(S)-tetrahydro-furan-3-ylbenzamide	RT = 3.80 min; m/z (ES^+) = 471.26 [$M + H$] $^+$ (Method A)
18		4-{3-[1-(3- <i>tert</i> -Butyl-[1,2,4]oxadiazol-5-yl)-piperidin-4-yl]propoxy}-2-methyl-N-(R)-tetrahydro-furan-3-ylbenzamide	RT = 3.80 min; m/z (ES^+) = 471.25 [$M + H$] $^+$ (Method A)
19		4-{3-[1-(3- <i>tert</i> -Butyl-[1,2,4]oxadiazol-5-yl)-piperidin-4-yl]propoxy}-2-methyl-N-(tetrahydropyran-4-yl)benzamide	RT = 3.84 min; m/z (ES^+) = 485.26 [$M + H$] $^+$ (Method A)

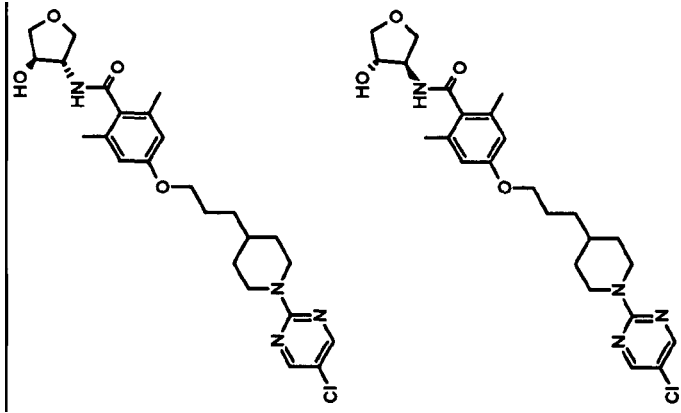
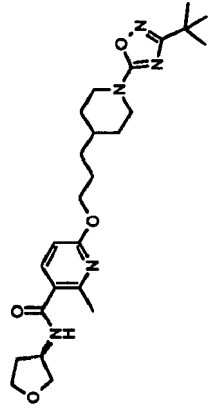
(continued)

Ex	Structure	Name	Spectra
20 and 21		<p>4-{3-[1-(5-Chloro-pyrimidin-2-yl)-piperidin-4-yl]propoxy}-N-((3S,4R)-4-hydroxytetrahydrofuran-3-yl)-2-methylbenzamide and 4-{3-[1-(5-Chloro-pyrimidin-2-yl)-piperidin-4-yl]propoxy}-N-((3R,4S)-4-hydroxytetrahydrofuran-3-yl)-2-methylbenzamide</p>	<p>RT = 3.85 min; m/z (ES^+) = 475.18 [$M + H$]⁺ (Method A)</p>
22 and 23		<p>4-{3-[5'-Chloro-3,4,5,6-tetrahydro-2H-[1,2']bipyridinyl-4-yl]-propoxy}-N-((3S,4R)-4-hydroxytetrahydrofuran-3-yl)-2-methylbenzamide and 4-{3-[5'-Chloro-3,4,5,6-tetrahydro-2H-[1,2']bipyridinyl-4-yl]-propoxy}-N-((3R,4S)-4-hydroxytetrahydrofuran-3-yl)-2-methylbenzamide</p>	<p>RT = 3.45 min; m/z (ES^+) = 474.20 [$M + H$]⁺ (Method A)</p>

(continued)

Ex	Structure	Name	Spectra
<p data-bbox="591 1877 616 1989">24 and 25</p>		<p data-bbox="467 633 740 1003">4-[3-(5'-Chloro-3,4,5,6-tetrahydro-2<i>H</i>-[1,2']bipyridinyl-4-yl)-propoxy]-<i>N</i>-((3<i>S</i>,4<i>R</i>)-4-hydroxytetrahydrofuran-3-yl)-2,6-dimethylbenzamide and 4-[3-(5'-Chloro-3,4,5,6-tetrahydro-2<i>H</i>-[1,2']bipyridinyl-4-yl)-propoxy]-<i>N</i>-((3<i>R</i>,4<i>S</i>)-4-hydroxytetrahydrofuran-3-yl)-2,6-dimethylbenzamide</p>	<p data-bbox="574 219 632 593">RT = 3.50 min; m/z (ES^+) = 488.21 [$M + H$]⁺ (Method A)</p>

(continued)

Ex	Structure	Name	Spectra
26 and 27		<p>4-{3-[1-(5-Chloro-pyrimidin-2-yl)-piperidin-4-yl]propoxy}-N-((3S,4R)-4-hydroxytetrahydrofuran-3-yl)-2,6-dimethylbenzamide and 4-{3-[1-(5-Chloro-pyrimidin-2-yl)piperidin-4-yl]propoxy}-N-((3R,4S)-4-hydroxytetrahydrofuran-3-yl)-2,6-dimethylbenzamide</p>	<p>RT = 3.90 min; m/z (ES^+) = 489.19 [$M + H$]$^+$ (Method A)</p>
28		<p>6-{3-[1-(3-<i>tert</i>-Butyl-[1,2,4]oxadiazol-5-yl)-piperidin-4-yl]propoxy}-2-methyl-N-(<i>R</i>)-tetrahydro-furan-3-yl nicotinamide</p>	<p>RT = 3.77 min; m/z (ES^+) = 472.24 [$M + H$]$^+$ (Method A)</p>

[0156] All compounds were prepared as single enantiomers, with the exception of the following racemic pairs, which were synthesized using racemic trans-4-aminotetrahydrofuran-3-ol: 13/14, 15/16, 20/21, 22/23, 24/25, and 26/27. These racemic pairs could be separated into the individual enantiomers by preparative chiral HPLC. For instance, 13 and 14 were isolated in enantiomerically pure form following preparative chiral HPLC using a Daicel Chiralpack 1A column (250 × 20mm, 5 μ m), with an eluent of 1H:MeOH:EtOH (3:1:1), at a flow rate of 13 mL/min, and UV detection at 250 nm. The enantiomers isolated had retention times of 12.3 and 14.6 min.

[0157] The biological activity of the compounds of the invention may be tested in the following assay systems:

Yeast Reporter Assay

[0158] The yeast cell-based reporter assays have previously been described in the literature (e.g. see Miret J. J. et al, 2002, J. Biol. Chem., 277:6881-6887; Campbell R.M. et al, 1999, Bioorg. Med. Chem. Lett., 9:2413-2418; King K. et al, 1990, Science, 250:121-123); WO 99/14344; WO 00/12704; and US 6,100,042). Briefly, yeast cells have been engineered such that the endogenous yeast G α (GPA1) has been deleted and replaced with G-protein chimeras constructed using multiple techniques. Additionally, the endogenous yeast GPCR, Ste3 has been deleted to allow for heterologous expression of a mammalian GPCR of choice. In the yeast, elements of the pheromone signaling transduction pathway, which are conserved in eukaryotic cells (for example, the mitogen-activated protein kinase pathway), drive the expression of Fus1. By placing β -galactosidase (LacZ) under the control of the Fus1 promoter (Fus1p), a system has been developed whereby receptor activation leads to an enzymatic read-out.

[0159] Yeast cells were transformed by an adaptation of the lithium acetate method described by Agatep et al, (Agatep, R. et al, 1998, Transformation of *Saccharomyces cerevisiae* by the lithium acetate/single-stranded carrier DNA/polyethylene glycol (LiAc/ss-DNA/PEG) protocol. Technical Tips Online, Trends Journals, Elsevier). Briefly, yeast cells were grown overnight on yeast tryptone plates (YT). Carrier single-stranded DNA (10 μ g), 2 μ g of each of two Fus1p-LacZ reporter plasmids (one with URA selection marker and one with TRP), 2 μ g of GPR119 (human or mouse receptor) in yeast expression vector (2 μ g origin of replication) and a lithium acetate/ polyethylene glycol/ TE buffer was pipetted into an Eppendorf tube. The yeast expression plasmid containing the receptor/ no receptor control has a LEU marker. Yeast cells were inoculated into this mixture and the reaction proceeds at 30°C for 60min. The yeast cells were then heat-shocked at 42°C for 15min. The cells were then washed and spread on selection plates. The selection plates are synthetic defined yeast media minus LEU, URA and TRP (SD-LUT). After incubating at 30°C for 2-3 days, colonies that grow on the selection plates were then tested in the LacZ assay.

[0160] In order to perform fluorimetric enzyme assays for β -galactosidase, yeast cells carrying the human or mouse GPR119 receptor were grown overnight in liquid SD-LUT medium to an unsaturated concentration (i.e. the cells were still dividing and had not yet reached stationary phase). They were diluted in fresh medium to an optimal assay concentration and 90 μ l of yeast cells added to 96-well black polystyrene plates (Costar). Compounds, dissolved in DMSO and diluted in a 10% DMSO solution to 10X concentration, were added to the plates and the plates placed at 30°C for 4h. After 4h, the substrate for the β -galactosidase was added to each well. In these experiments, Fluorescein di (β -D-galactopyranoside) was used (FDG), a substrate for the enzyme that releases fluorescein, allowing a fluorimetric read-out. 20 μ l per well of 500 μ M FDG/2.5% Triton X 100 was added (the detergent was necessary to render the cells permeable). After incubation of the cells with the substrate for 60min, 20 μ l per well of 1 M sodium carbonate was added to terminate the reaction and enhance the fluorescent signal. The plates were then read in a fluorimeter at 485/535nm.

[0161] The compounds of the invention give an increase in fluorescent signal of at least - 1.5-fold that of the background signal (i.e. the signal obtained in the presence of 1% DMSO without compound). Compounds of the invention which give an increase of at least 5-fold may be preferred.

cAMP Assay

[0162] A stable cell line expressing recombinant human GPR119 was established and this cell line may be used to investigate the effect of compounds of the invention on intracellular levels of cyclic AMP (cAMP). The cell monolayers are washed with phosphate buffered saline and stimulated at 37°C for 30min with various concentrations of compound in stimulation buffer plus 1% DMSO. Cells are then lysed and cAMP content determined using the Perkin Elmer AlphaScreen™ (Amplified Luminescent Proximity Homogeneous Assay) cAMP kit. Buffers and assay conditions are as described in the manufacturer's protocol.

In vivo feeding study

[0163] The effect of compounds of the invention on body weight and food and water intake may be examined in freely-feeding male Sprague-Dawley rats maintained on reverse-phase lighting. Test compounds and reference compounds are dosed by appropriate routes of administration (e.g. intraperitoneally or orally) and measurements made over the

following 24 h. Rats are individually housed in polypropylene cages with metal grid floors at a temperature of $21 \pm 4^\circ\text{C}$ and $55 \pm 20\%$ humidity. Polypropylene trays with cage pads are placed beneath each cage to detect any food spillage. Animals are maintained on a reverse phase light-dark cycle (lights off for 8 h from 09.30-17.30 h) during which time the room was illuminated by red light. Animals have free access to a standard powdered rat diet and tap water during a two week acclimatization period. The diet is contained in glass feeding jars with aluminum lids. Each lid had a 3-4 cm hole in it to allow access to the food. Animals, feeding jars and water bottles are weighed (to the nearest 0.1 g) at the onset of the dark period. The feeding jars and water bottles are subsequently measured 1, 2, 4, 6 and 24 h after animals are dosed with a compound of the invention and any significant differences between the treatment groups at baseline compared to vehicle-treated controls.

Anti-diabetic effects of compounds of the invention in an in-vitro model of pancreatic beta cells (HIT-T15)

Cell Culture

[0164] HIT-T15 cells (passage 60) were obtained from ATCC, and were cultured in RPMI1640 medium supplemented with 10% fetal calf serum and 30nM sodium selenite. All experiments were done with cells at less than passage 70, in accordance with the literature, which describes altered properties of this cell line at passage numbers above 81 (Zhang HJ, Walseth TF, Robertson RP. Insulin secretion and cAMP metabolism in HIT cells. Reciprocal and serial passage-dependent relationships. Diabetes. 1989 Jan;38(1):44-8).

cAMP assay

[0165] HIT-T15 cells were plated in standard culture medium in 96-well plates at 100,000 cells/0.1 ml/ well and cultured for 24 hr and the medium was then discarded. Cells were incubated for 15min at room temperature with 100 μl stimulation buffer (Hanks buffered salt solution. 5mM HEPES, 0.5mM IBMX, 0.1% BSA, pH 7.4). This was discarded and replaced with compound dilutions over the range 0.001, 0.003, 0.01, 0.03, 0.1, 0.3, 1, 3, 10, 30 μM in stimulation buffer in the presence of 0.5% DMSO. Cells were incubated at room temperature for 30min. Then 75 μl lysis buffer (5mM HEPES, 0.3% Tween-20, 0.1% BSA, pH 7.4) was added per well and the plate was shaken at 900 rpm for 20 min. Particulate matter was removed by centrifugation at 3000rpm for 5min, then the samples were transferred in duplicate to 384-well plates, and processed following the Perkin Elmer AlphaScreen cAMP assay kit instructions. Briefly 25 μl reactions were set up containing 8 μl sample, 5 μl acceptor bead mix and 12 μl detection mix, such that the concentration of the final reaction components is the same as stated in the kit instructions. Reactions were incubated at room temperature for 150min, and the plate was read using a Packard Fusion instrument. Measurements for cAMP were compared to a standard curve of known cAMP amounts (0.01, 0.03, 0.1, 0.3, 1, 3, 10, 30, 100, 300, 1000 nM) to convert the readings to absolute cAMP amounts. Data was analysed using XLfit 3 software.

[0166] Representative compounds of the invention were found to increase cAMP at an EC_{50} of less than 10 μM . Compounds showing an EC_{50} of less than 1 μM in the cAMP assay may be preferred.

Insulin secretion assay

[0167] HIT-T15 cells were plated in standard culture medium in 12-well plates at 106 cells/ 1 ml/ well and cultured for 3 days and the medium was then discarded. Cells were washed x 2 with supplemented Krebs-Ringer buffer (KRB) containing 119 mM NaCl, 4.74 mM KCl, 2.54 mM CaCl_2 , 1.19 mM MgSO_4 , 1.19 mM KH_2PO_4 , 25 mM NaHCO_3 , 10mM HEPES at pH 7.4 and 0.1% bovine serum albumin. Cells were incubated with 1ml KRB at 37°C for 30 min which was then discarded. This was followed by a second incubation with KRB for 30 min, which was collected and used to measure basal insulin secretion levels for each well. Compound dilutions (0, 0.1, 0.3, 1, 3, 10 μM) were then added to duplicate wells in 1ml KRB, supplemented with 5.6 mM glucose. After 30 min incubation at 37°C samples were removed for determination of insulin levels. Measurement of insulin was done using the Mercodia Rat insulin ELISA kit, following the manufacturers instructions, with a standard curve of known insulin concentrations. For each well insulin levels were corrected by subtraction of the basal secretion level from the pre-incubation in the absence of glucose. Data was analysed using XLfit 3 software.

[0168] Representative compounds of the invention were found to increase insulin secretion at an EC_{50} of less than 10 μM . Compounds showing an EC_{50} of less than 1 μM in the insulin secretion assay may be preferred.

Oral Glucose Tolerance Tests

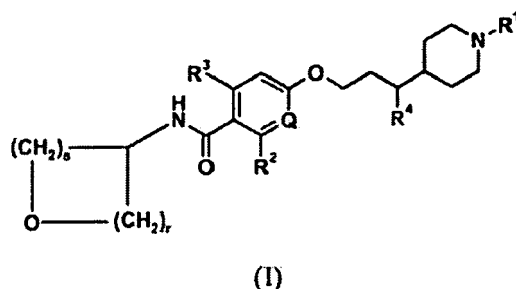
[0169] The effects of compounds of the invention on oral glucose (Glc) tolerance were evaluated in male Sprague-Dawley rats. Food was withdrawn 16 h before administration of Glc and remained withdrawn throughout the study. Rats

had free access to water during the study. A cut was made to the animals' tails, then blood (1 drop) was removed for measurement of basal Glc levels 60 min before administration of the Glc load. Then, the rats were weighed and dosed orally with test compound or vehicle (20% aqueous hydroxypropyl- β -cyclodextrin) 45 min before the removal of an additional blood sample and treatment with the Glc load (2 g kg⁻¹ p.o.). Blood samples were then taken from the cut tip of the tail 5, 15, 30, 60, 120, and 180 min after Glc administration. Blood glucose levels were measured just after collection using a commercially available glucose-meter (OneTouch® Ultra™ from Lifescan). Representative compounds of the invention statistically reduced the Glc excursion at doses of ≤ 10 mg kg⁻¹.

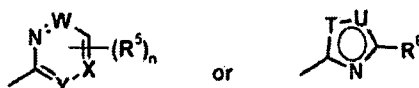
[0170] The effects of compounds of the invention on oral glucose (Glc) tolerance may also be evaluated in male C57B1/6 or male *ob/ob* mice. Food is withdrawn 5 h before administration of Glc and remained withdrawn throughout the study. Mice have free access to water during the study. A cut is made to the animals' tails, then blood (20 μ L) is removed for measurement of basal Glc levels 45 min before administration of the Glc load. Then, the mice are weighed and dosed orally with test compound or vehicle (20% aqueous hydroxypropyl- β -cyclodextrin or 25% aqueous Gelucire 44/14) 30 min before the removal of an additional blood sample (20 μ L) and treatment with the Glc load (2-5 g kg⁻¹ p.o.). Blood samples (20 μ L) are then taken 25, 50, 80, 120, and 180 min after Glc administration. The 20 μ L blood samples for measurement of Glc levels are taken from the cut tip of the tail into disposable micro-pipettes (Dade Diagnostics Inc., Puerto Rico) and the sample added to 480 μ L of haemolysis reagent. Duplicate 20 μ L aliquots of the diluted haemolysed blood are then added to 180 μ L of Trinders glucose reagent (Sigma enzymatic (Trinder) colorimetric method) in a 96-well assay plate. After mixing, the samples are left at rt for 30 min before being read against Glc standards (Sigma glucose/urea nitrogen combined standard set).

Claims

1. A compound of formula (I), or a pharmaceutically acceptable salt thereof:



wherein R¹ is:



wherein one of W, X and Y is N or CH and the others are CH where the H may be replaced by R⁵ when present;

and wherein one of T and U is O and the other is N;

R² and R³ are independently selected from hydrogen, methyl and fluoro;

R⁴ is hydrogen or methyl;

n is 0, 1 or 2;

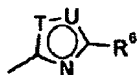
r and s are independently selected from 1 and 2, and one CH₂ group of the unit (CH₂)_t may optionally be replaced by CH(OH), CH(CH₃) or CH(CF₃);

Q is CH or N;

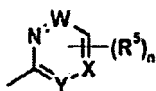
R⁵ is C₁₋₄ alkyl, C₁₋₄ alkoxy, fluoro, chloro or C₁₋₃ fluoroalkyl; and

R⁶ is C₂₋₅ alkyl.

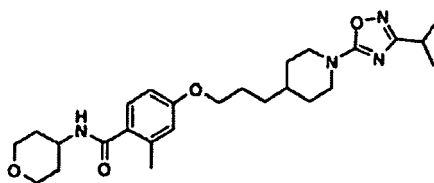
2. A compound according to claim 1, or a pharmaceutically acceptable salt thereof, wherein R¹ is:



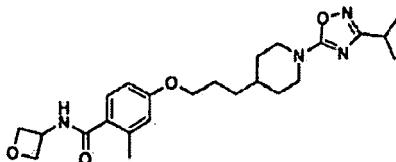
3. A compound according to claim 2, or a pharmaceutically acceptable salt thereof, wherein T is O and U is N.
4. A compound according to claim 2 or 3, or a pharmaceutically acceptable salt thereof, wherein R⁶ is C₂₋₃ alkyl.
5. A compound according to claim 1, or a pharmaceutically acceptable salt thereof, wherein R¹ is:



6. A compound according to claim 5, or a pharmaceutically acceptable salt thereof, wherein W and X are CH.
7. A compound according to claim 6, or a pharmaceutically acceptable salt thereof, wherein W and X are CH and Y is N.
8. A compound according to any one of claims 5 to 7, or a pharmaceutically acceptable salt thereof, wherein n is 1.
9. A compound according to claim 8, or a pharmaceutically acceptable salt thereof, wherein R⁵ is meta or para to the point of attachment to the piperidinyl nitrogen.
10. A compound according to any one of the preceding claims, or a pharmaceutically acceptable salt thereof, wherein one of R² and R³ is methyl and the other is hydrogen.
11. A compound according to any one of the preceding claims, or a pharmaceutically acceptable salt thereof, wherein one of r and s is 1 and the other is 2.
12. A compound according to any one of the preceding claims, or a pharmaceutically acceptable salt thereof, wherein Q is CH.
13. A compound according to any one of the preceding claims, or a pharmaceutically acceptable salt thereof, wherein R⁴ is hydrogen.
14. A compound of formula (I) according to claim 1 wherein the compound is:

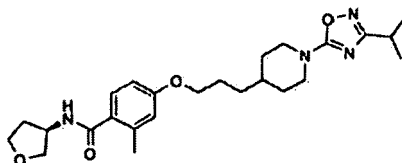


4-{3-[1-(3-Isopropyl-[1,2,4]oxadiazol-5-yl)piperidin-4-yl]propoxy}-2-methyl-N-(tetrahydropyran-4-yl)benzamide;



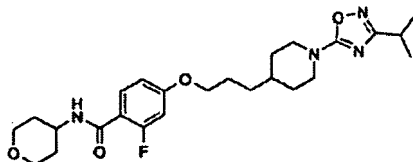
4-{3-[1-(3-Isopropyl-[1,2,4]oxadiazol-5-yl)-piperidin-4-yl]propoxy}-2-methyl-N-oxetan-3-yl-benzamide;

5



4-{3-[1-(3-Isopropyl-[1,2,4]oxadiazol-5-yl)-piperidin-4-yl]propoxy}-2-methyl-N-(R)-tetrahydro-furan-3-ylbenzamide;

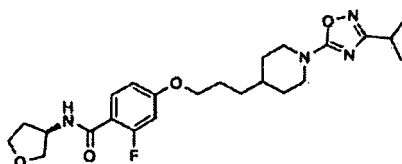
10



15

2-Fluoro-4-{3-[1-(3-isopropyl-[1,2,4]oxadiazol-5-yl)piperidin-4-yl]-propoxy}-N-(tetrahydropyran-4-yl)benzamide;

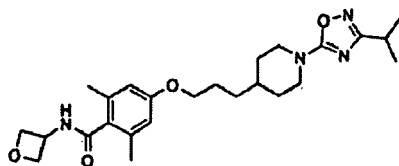
20



25

2-Fluoro-4-{3-[1-(3-isopropyl-[1,2,4]oxadiazol-5-yl)piperidin-4-yl]-propoxy}-N-(R)-tetrahydro-furan-3-ylbenzamide;

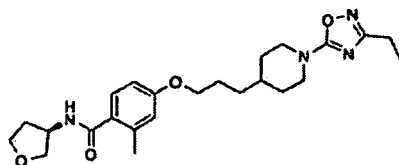
30



35

4-{3-[1-(3-Isopropyl-[1,2,4]oxadiazol-5-yl)-piperidin-4-yl]propoxy}-2,6-dimethyl-N-oxetan-3-yl-benzamide;

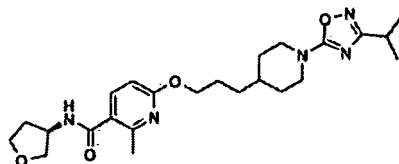
40



45

4-{3-[1-(3-Ethyl-[1,2,4]oxadiazol-5-yl)-piperidin-4-yl]propoxy}-2-methyl-N-(R)-tetrahydrofuran-3-ylbenzamide;

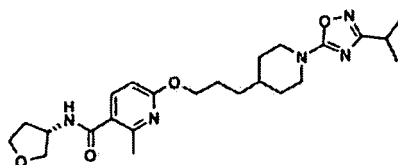
50



55

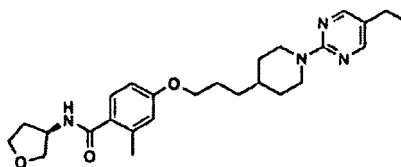
6-{3-[1-(3-Isopropyl-[1,2,4]oxadiazol-5-yl)-piperidin-4-yl]propoxy}-2-methyl-N-(R)-tetrahydro-furan-3-ylnicotina-mide;

5



6-{3-[1-(3-Isopropyl-[1,2,4]oxadiazol-5-yl)-piperidin-4-yl]propoxy}-2-methyl-*N*-(*S*)-tetrahydro-furan-3-yl-nicotina-mide;

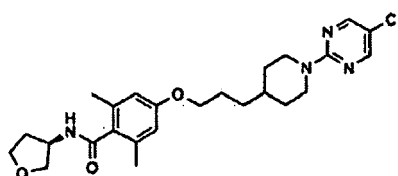
10



15

4-{3-[1-(5-Ethylpyrimidin-2-yl)piperidin-4-yl]propoxy}-2-methyl-*N*-(*R*)-tetrahydrofuran-3-yl-benzamide;

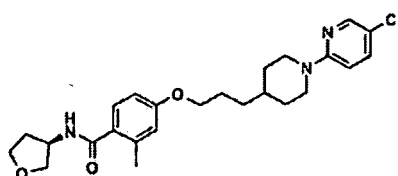
20



25

4-{3-[1-(5-Chloro-pyrimidin-2-yl)piperidin-4-yl]propoxy}-2,6-dimethyl-*N*-(*R*)-tetrahydrofuran-3-yl-benzamide;

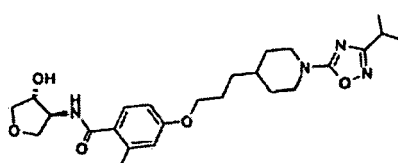
30



35

4-[3-(5'-Chloro-3,4,5,6-tetrahydro-2H-[1,2']bipyridinyl-4-yl)-propoxy]-2-methyl-*N*-(*R*)-tetrahydrofuran-3-yl-benzamide;

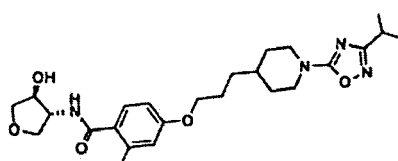
40



45

N-((3*S*,4*R*)-4-Hydroxy-tetrahydrofuran-3-yl)-4-{3-[1-(3-isopropyl-[1,2,4]oxadiazol-5-yl)-piperidin-4-yl]propoxy}-2-methylbenzamide;

50



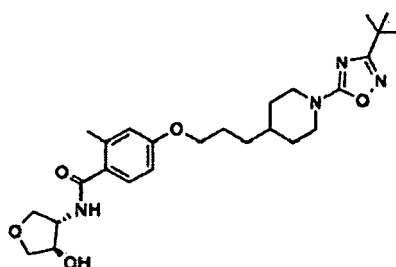
55

N-((3*R*,4*S*)-4-Hydroxy-tetrahydrofuran-3-yl)-4-{3-[1-(3-isopropyl-[1,2,4]oxadiazol-5-yl)-piperidin-4-yl]propoxy}-2-

methylbenzamide;

5

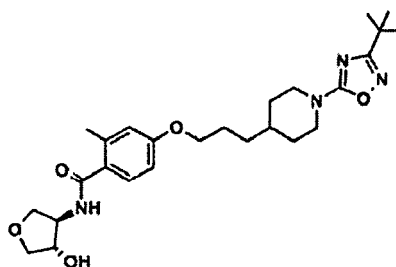
10



4-{3-[1-(3-*tert*-Butyl-[1,2,4]oxadiazol-5-yl)-piperidin-4-yl]propoxy}-*N*-((3*S*,4*R*)-4-hydroxy-tetrahydrofuran-3-yl)-2-methylbenzamide;

15

20

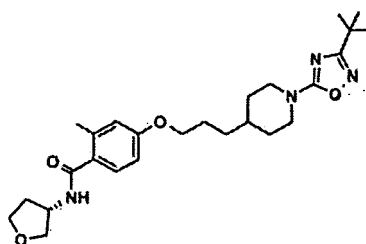


25

4-{3-[1-(3-*tert*-Butyl-[1,2,4]oxadiazol-5-yl)-piperidin-4-yl]propoxy}-*N*-((3*R*,4*S*)-4-hydroxy-tetrahydrofuran-3-yl)-2-methylbenzamide;

30

35

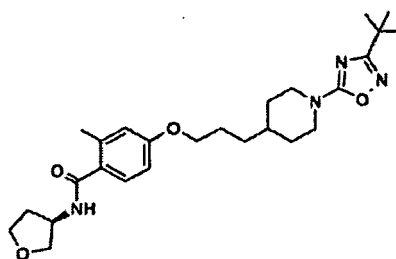


40

4-{3-[1-(3-*tert*-Butyl-[1,2,4]oxadiazol-5-yl)-piperidin-4-yl]propoxy}-2-methyl-*N*-(*S*)-tetrahydro-furan-3-ylbenzamide;

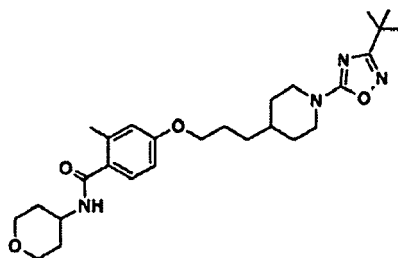
45

50

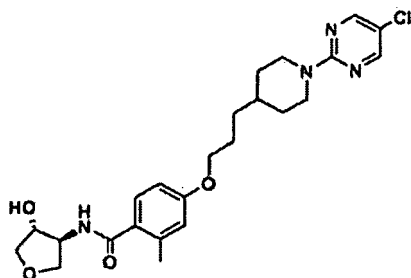


4-{3-[1-(3-*tert*-Butyl-[1,2,4]oxadiazol-5-yl)-piperidin-4-yl]propoxy}-2-methyl-*N*-(*R*)-tetrahydro-furan-3-ylbenzamide;

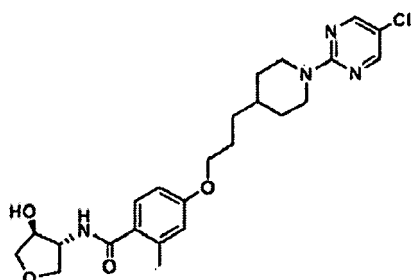
55



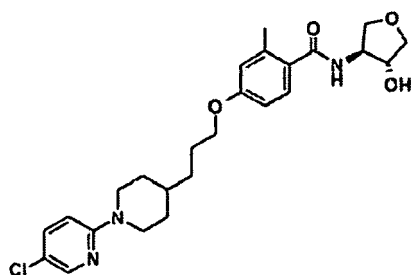
4-{3-[1-(3-*tert*-Butyl-[1,2,4]oxadiazol-5-yl)-piperidin-4-yl]propoxy}-2-methyl-*N*-(tetrahydropyran-4-yl)benzamide;



4-{3-[1-(5-Chloro-pyrimidin-2-yl)piperidin-yl]propoxy}-*N*-((3*S*,4*R*)-4-hydroxytetrahydrofuran-3-yl)-2-methylbenzamide;



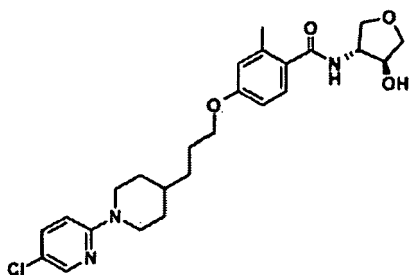
4-{3-[1-(5-Chloro-pyrimidin-2-yl)-piperidin-4-yl]propoxy}-*N*-((3*R*,4*S*)-4-hydroxytetrahydrofuran-3-yl)-2-methylbenzamide;



4-[3-(5'-Chloro-3,4,5,6-tetrahydro-2*H*-[1,2']bipyridinyl-4-yl)-propoxy]-*N*-((3*S*,4*R*)-4-hydroxytetrahydrofuran-3-yl)-2-methylbenzamide;

5

10

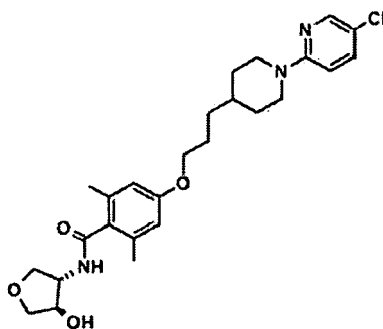


4-[3-(5'-Chloro-3,4,5,6-tetrahydro-2H-[1,2']bipyridinyl-4-yl)-propoxy]-N-((3R,4S)-4-hydroxytetrahydrofuran-3-yl)-2-methylbenzamide;

15

20

25

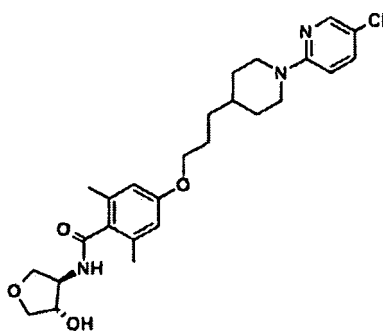


4-[3-(5'-Chloro-3,4,5,6-tetrahydro-2H-[1,2']bipyridinyl-4-yl)-propoxy]-N-((3S,4R)-4-hydroxytetrahydrofuran-3-yl)-2,6-dimethylbenzamide;

30

35

40

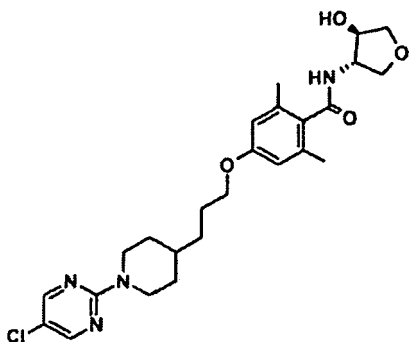


4-[3-(5'-Chloro-3,4,5,6-tetrahydro-2H-[1,2']bipyridinyl-4-yl)-propoxy]-N-((3R,4S)-4-hydroxytetrahydrofuran-3-yl)-2,6-dimethylbenzamide;

45

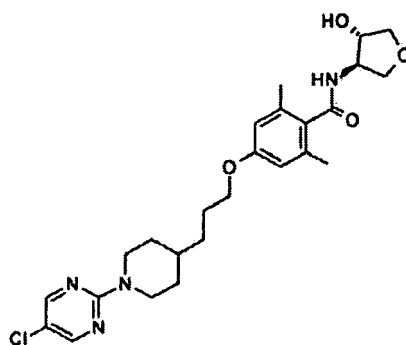
50

55

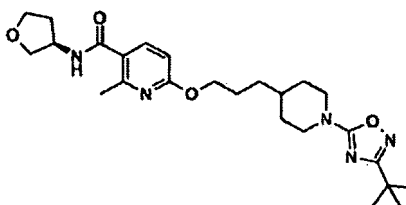


4-{3-[1-(5-Chloro-pyrimidin-2-yl)piperidin-4-yl]propoxy}-N-((3S,4R)-4-hydroxytetrahydrofuran-3-yl)-2,6-dimethyl-

benzamide;



4-{3-[1-(5-Chloro-pyrimidin-2-yl)piperidin-4-yl]propoxy}-N-((3R,4S)-4-hydroxytetrahydrofuran-3-yl)-2,6-dimethylbenzamide; or

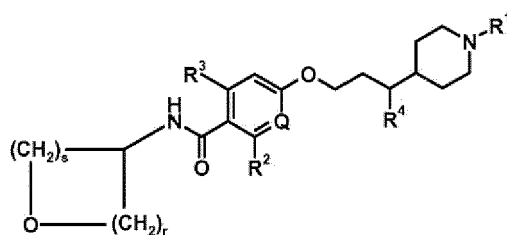


6-{3-[1-(3-*tert*-Butyl-[1,2,4]oxadiazol-5-yl)piperidin-4-yl]propoxy}-2-methyl-N-(*R*)-tetrahydro-furan-3-yl nicotinamide,
or a pharmaceutically acceptable salt thereof.

15. A compound according to any one of claims 1 to 14 or a pharmaceutically acceptable salt thereof, for use in the treatment or prevention of the regulation of satiety.
16. A compound according to any one of claims 1 to 14 or a pharmaceutically acceptable salt thereof, for use in the treatment or prevention of obesity.
17. A compound according to any one of claims 1 to 14 or a pharmaceutically acceptable salt thereof, for use in the treatment or prevention of diabetes.
18. A compound according to any one of claims 1 to 14 or a pharmaceutically acceptable salt thereof, for use in the treatment or prevention of metabolic syndrome (syndrome X), impaired glucose tolerance, hyperlipidemia, hypertriglyceridemia, hypercholesterolemia, low HDL levels or hypertension.
19. A compound according to any one of claims 1 to 14, or a pharmaceutically acceptable salt thereof, for use as a medicament.

Patentansprüche

1. Verbindung der Formel (I) oder ein pharmazeutisch unbedenkliches Salz davon:



(I)

wobei R^1 :

ist;

wobei eines von W , X und Y N oder CH ist und die anderen CH sind, wobei das H durch R^5 ersetzt sein kann, falls vorhanden; und wobei eines von T und U O ist und das andere N ist;

R^2 und R^3 unabhängig aus Wasserstoff, Methyl und Fluor ausgewählt sind;

R^4 Wasserstoff oder Methyl ist;

n 0, 1 oder 2 ist;

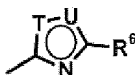
r und s unabhängig aus 1 und 2 ausgewählt sind und eine CH_2 -Gruppe der Einheit $(CH_2)_r$ gegebenenfalls durch $CH(OH)$, $CH(CH_3)$ oder $CH(CF_3)$ ersetzt sein kann;

Q CH oder N ist;

R^5 C_{1-4} -Alkyl, C_{1-4} -Alkoxy, Fluor, Chlor oder C_{1-3} -Fluoralkyl ist und

R^6 C_{2-5} -Alkyl ist.

2. Verbindung nach Anspruch 1 oder ein pharmazeutisch unbedenkliches Salz davon, wobei R^1 :

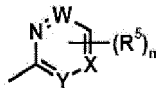


ist.

3. Verbindung nach Anspruch 2 oder ein pharmazeutisch unbedenkliches Salz davon, wobei T O ist und U N ist.

4. Verbindung nach Anspruch 2 oder 3 oder ein pharmazeutisch unbedenkliches Salz davon, wobei R^6 C_{2-3} -Alkyl ist.

5. Verbindung nach Anspruch 1 oder ein pharmazeutisch unbedenkliches Salz davon, wobei R^1 :



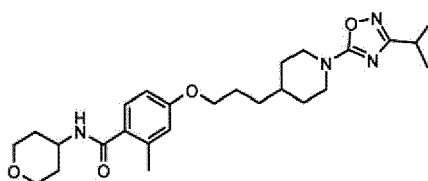
ist.

6. Verbindung nach Anspruch 5 oder ein pharmazeutisch unbedenkliches Salz davon, wobei W und Z CH sind.

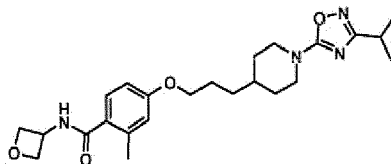
7. Verbindung nach Anspruch 6 oder ein pharmazeutisch unbedenkliches Salz davon, wobei W und X CH sind und Y N ist.

8. Verbindung nach einem der Ansprüche 5 bis 7 oder ein pharmazeutisch unbedenkliches Salz davon, wobei n 1 ist.

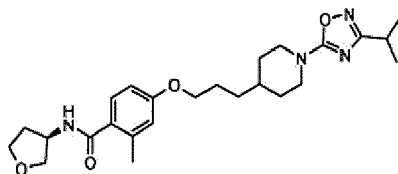
9. Verbindung nach Anspruch 8 oder ein pharmazeutisch unbedenkliches Salz davon, wobei R⁵ in meta- oder para-Stellung zu der Stelle der Anlagerung an den Piperidinstickstoff ist.
10. Verbindung nach einem der vorhergehenden Ansprüche oder ein pharmazeutisch unbedenkliches Salz davon, wobei eines von R² und R³ Methyl ist und das andere Wasserstoff ist.
11. Verbindung nach einem der vorhergehenden Ansprüche oder ein pharmazeutisch unbedenkliches Salz davon, wobei eines von r und s 1 ist und das andere 2 ist.
12. Verbindung nach einem der vorhergehenden Ansprüche oder ein pharmazeutisch unbedenkliches Salz davon, wobei Q CH ist.
13. Verbindung nach einem der vorhergehenden Ansprüche oder ein pharmazeutisch unbedenkliches Salz davon, wobei R⁴ Wasserstoff ist.
14. Verbindung der Formel (I) nach Anspruch 1, wobei die Verbindung:



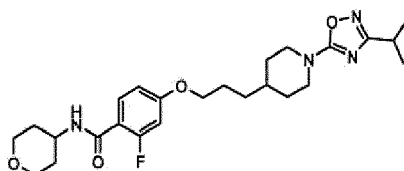
4-{3-[1-(3-Isopropyl[1,2,4]oxadiazol-5-yl)piperidin-4-yl]propoxy}-2-methyl-N-(tetrahydropyran-4-yl)benzamid;



4-{3-[1-(3-Isopropyl[1,2,4]oxadiazol-5-yl)piperidin-4-yl]propoxy}-2-methyl-N-oxetan-3-ylbenzamid;

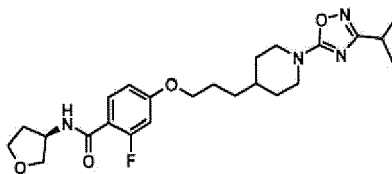


4-{3-[1-(3-isopropyl[1,2,4]oxadiazol-5-yl)piperidin-4-yl]propoxy}-2-methyl-N-(R)-tetrahydrofuran-3-ylbenzamid;



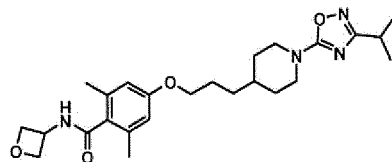
2-Fluor-4-{3-[1-(3-isopropyl[1,2,4]oxadiazol-5-yl)piperidin-4-yl]propoxy}-N-(tetrahydropyran-4-yl)benzamid;

5



2-Fluor-4-{3-[1-(3-isopropyl[1,2,4]oxadiazol-5-yl)piperidin-4-yl]propoxy}-*N*-(*R*)-tetrahydrofuran-3-ylbenzamid;

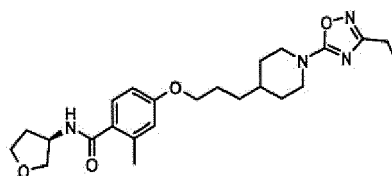
10



15

4-{3-[1-(3-Isopropyl[1,2,4]oxadiazol-5-yl)piperidin-4-yl]propoxy}-2,6-dimethyl-*N*-oxetan-3-ylbenzamid;

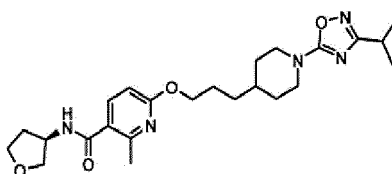
20



25

4-{3-[1-(3-Ethyl[1,2,4]oxadiazol-5-yl)piperidin-4-yl]propoxy}-2-methyl-*N*-(*R*)-tetrahydrofuran-3-ylbenzamid;

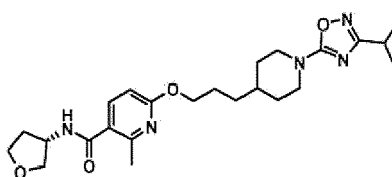
30



35

6-{3-[1-(3-Isopropyl[1,2,4]oxadiazol-5-yl)piperidin-4-yl]propoxy}-2-methyl-*N*-(*R*)-tetrahydrofuran-3-ylbenzamid;

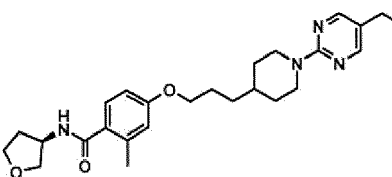
40



45

6-{3-[1-(3-Isopropyl[1,2,4]oxadiazol-5-yl)piperidin-4-yl]propoxy}-2-methyl-*N*-(*S*)-tetrahydrofuran-3-ylbenzamid;

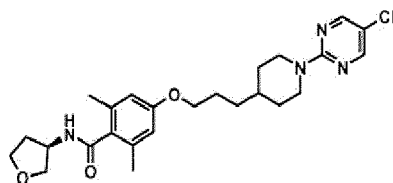
50



55

4-{3-[1-(5-Ethylpyrimidin-2-yl)piperidin-4-yl]propoxy}-2-methyl-*N*-(*R*)-tetrahydrofuran-3-ylbenzamid;

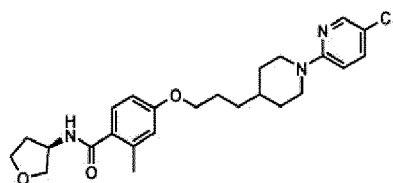
5



10

4-{3-[1-(5-Chlorpyrimidin-2-yl)piperidin-4-yl]propoxy}-2,6-dimethyl-N-(R)-tetrahydrofuran-3-ylbenzamid;

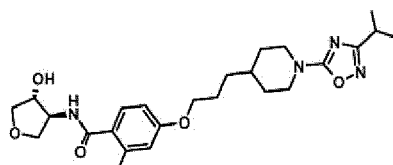
15



20

4-[3-(5'-Chlor-3,4,5,6-tetrahydro-2H-[1,2']bipyridinyl-4-yl)propoxy]-2-methyl-N-(R)-tetrahydrofuran-3-ylbenzamid;

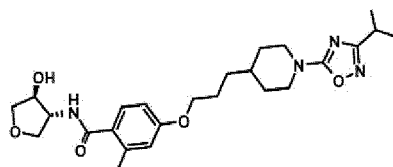
25



30

N-((3S,4R)-4-Hydroxytetrahydrofuran-3-yl)-4-{3-[1-(3-isopropyl[1,2,4]oxadiazol-5-yl)piperidin-4-yl]propoxy}-2-methylbenzamid;

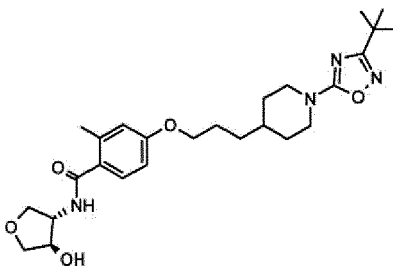
35



40

N-((3R,4S)-4-Hydroxytetrahydrofuran-3-yl)-4-{3-[1-(3-isopropyl[1,2,4]oxadiazol-5-yl)piperidin-4-yl]propoxy}-2-methylbenzamid;

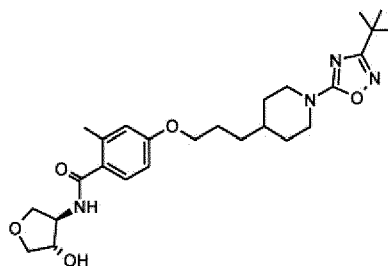
45



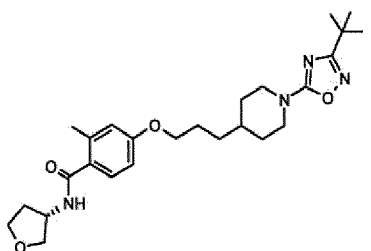
50

4-{3-[1-(3-tert.-Butyl[1,2,4]oxadiazol-5-yl)piperidin-4-yl]propoxy}-N-((3S,4R)-4-hydroxytetrahydrofuran-3-yl)-2-methylbenzamid;

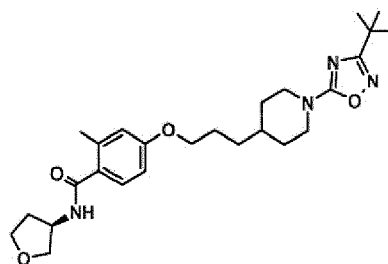
55



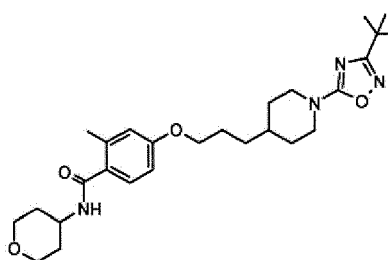
4-{3-[1-(3-*tert.*-Butyl[1,2,4]oxadiazol-5-yl)piperidin-4-yl]propoxy}-*N*-((3*R*,4*S*)-4-hydroxytetrahydrofuran-3-yl)-2-methylbenzamid;



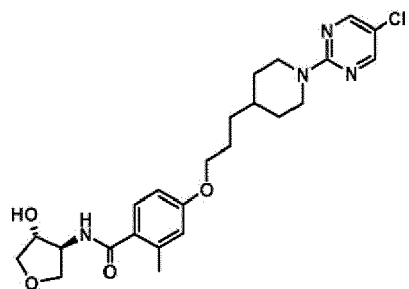
4-{3-[1-(3-*tert.*-Butyl[1,2,4]oxadiazol-5-yl)piperidin-4-yl]propoxy}-2-methyl-*N*-(*S*)-tetrahydrofuran-3-ylbenzamid;



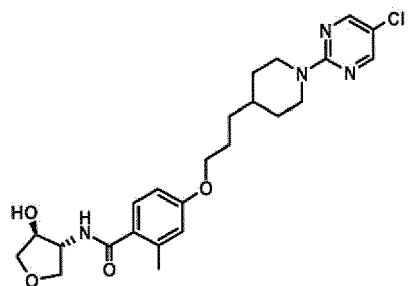
4-{3-[1-(3-*tert.*-Butyl[1,2,4]oxadiazol-5-yl)piperidin-4-yl]propoxy}-2-methyl-*N*-(*R*)-tetrahydrofuran-3-ylbenzamid;



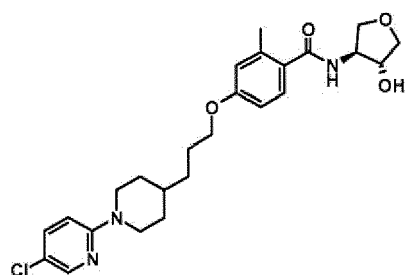
4-{3-[1-(3-*tert.*-Butyl[1,2,4]oxadiazol-5-yl)piperidin-4-yl]propoxy}-2-methyl-*N*-(tetrahydropyran-4-yl)benzamid;



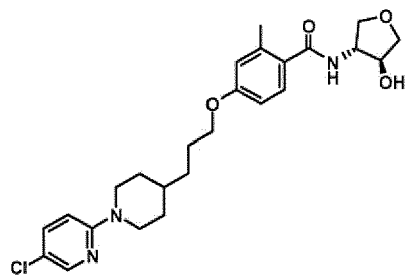
4-{3-[1-(5-Chlorpyrimidin-2-yl)piperidin-4-yl]propoxy}-*N*-((3*S*,4*R*)-4-hydroxytetrahydrofuran-3-yl)-2-methylbenzamid;



4-{3-[1-(5-Chlorpyrimidin-2-yl)piperidin-4-yl]propoxy}-*N*-((3*R*,4*S*)-4-hydroxytetrahydrofuran-3-yl)-2-methylbenzamid;



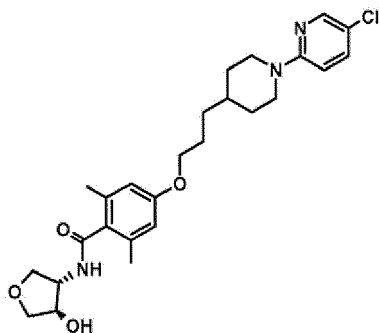
4-[3-(5'-Chlor-3,4,5,6-tetrahydro-2*H*-[1,2']bipyridinyl-4-yl)propoxy]-*N*-((3*S*,4*R*)-4-hydroxytetrahydrofuran-3-yl)-2-methylbenzamid;



4-[3-(5'-Chlor-3,4,5,6-tetrahydro-2*H*-[1,2']bipyridinyl-4-yl)propoxy]-*N*-((3*R*,4*S*)-4-hydroxytetrahydrofuran-3-yl)-2-methylbenzamid;

5

10

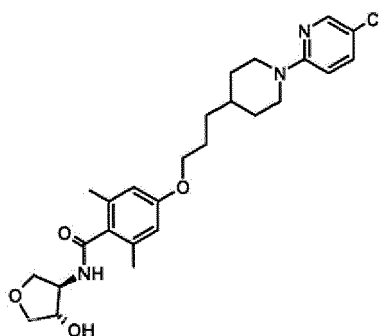


15

4-[3-(5'-Chlor-3,4,5,6-tetrahydro-2H-[1,2']bipyridinyl-4-yl)propoxy]-N-((3S,4R)-4-hydroxytetrahydrofuran-3-yl)-2,6-dimethylbenzamid;

20

25

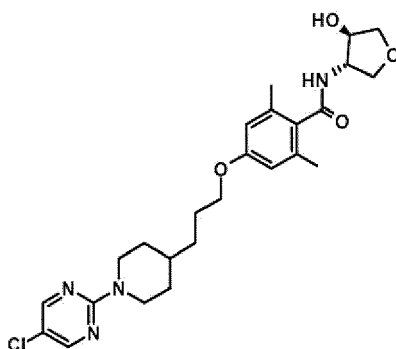


30

4-[3-(5'-Chlor-3,4,5,6-tetrahydro-2H-[1,2']bipyridinyl-4-yl)propoxy]-N-((3R,4S)-4-hydroxytetrahydrofuran-3-yl)-2,6-dimethylbenzamid;

35

40

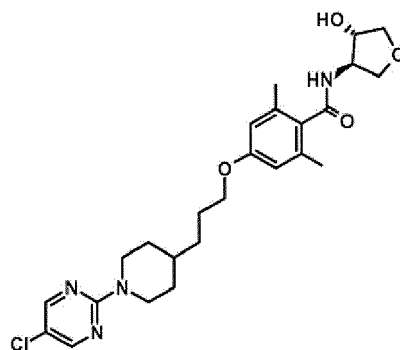


45

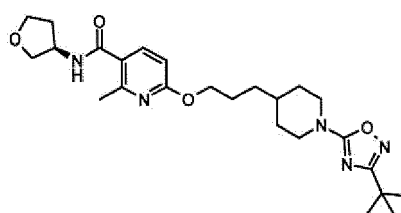
4-{3-[1-(5-Chlorpyrimidin-2-yl)piperidin-4-yl]propoxy}-N-((3S,4R)-4-hydroxytetrahydrofuran-3-yl)-2,6-dimethylbenzamid;

50

55



4-{3-[1-(5-Chlorpyrimidin-2-yl)piperidin-4-yl]propoxy}-N-((3R,4S)-4-hydroxytetrahydrofuran-3-yl)-2,6-dimethylbenzamid;

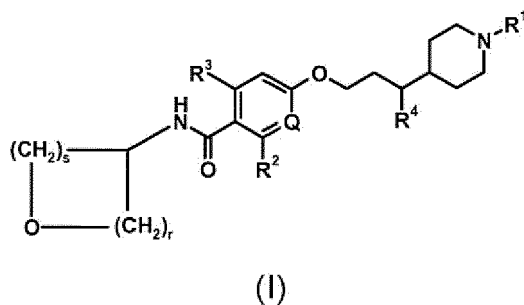


6-{3-[1-(3-tert.-Butyl[1,2,4]oxadiazol-5-yl)piperidin-4-yl]propoxy}-2-methyl-N-(R)-tetrahydrofuran-3-yl)nicotinamid oder ein pharmazeutisch unbedenkliches Salz davon ist.

15. Verbindung nach einem der Ansprüche 1 bis 14 oder ein pharmazeutisch unbedenkliches Salz davon zur Verwendung bei der Behandlung oder Prävention der Regulierung der Sättigung.
16. Verbindung nach einem der Ansprüche 1 bis 14 oder ein pharmazeutisch unbedenkliches Salz davon zur Verwendung bei der Behandlung oder Prävention von Adipositas.
17. Verbindung nach einem der Ansprüche 1 bis 14 oder ein pharmazeutisch unbedenkliches Salz davon zur Verwendung bei der Behandlung oder Prävention von Diabetes.
18. Verbindung nach einem der Ansprüche 1 bis 14 oder ein pharmazeutisch unbedenkliches Salz davon zur Verwendung bei der Behandlung oder Prävention von metabolischem Syndrom (Syndrom X), gestörter Glukosetoleranz, Hyperlipidämie, Hypertriglyzeridämie, Hypercholesterinämie, niedrigen HDL-Spiegeln oder Hypertonie.
19. Verbindung nach einem der Ansprüche 1 bis 14 oder ein pharmazeutisch unbedenkliches Salz davon zur Verwendung als ein Arzneimittel.

Revendications

1. Composé répondant à la formule (I), ou un de ses sels pharmaceutiquement acceptables :



dans laquelle R¹ représente un groupe :



dans lequel un des radicaux W, X et Y représente un atome d'azote ou un groupe CH et les autres représentent un groupe CH dans lequel l'atome d'hydrogène peut être remplacé par R⁵ lorsqu'il est présent ; et dans lequel un des radicaux T et U représente un atome d'oxygène et l'autre représente un atome d'azote ;

R² et R³ sont choisis, indépendamment l'un de l'autre, parmi un atome d'hydrogène, un groupe méthyle et un groupe fluoro ;

R⁴ représente un atome d'hydrogène ou un groupe méthyle ;

n est égal à 0, 1 ou 2 ;

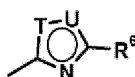
r et s sont choisis, indépendamment l'un de l'autre, parmi 1 et 2, et un groupe CH₂ de l'unité (CH₂)_r peut être remplacé, de manière facultative, par un groupe CH(OH), un groupe CH(CH₃) ou un groupe CH(CF₃) ;

Q représente un groupe CH ou un atome d'azote ;

R⁵ représente un groupe alkyle en C₁-C₄, un groupe alcoxy en C₁-C₄, un groupe fluoro, un groupe chloro ou un groupe fluoroalkyle en C₁-C₃ ; et

R⁶ représente un groupe alkyle en C₂-C₅.

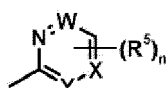
2. Composé selon la revendication 1, ou un de ses sels pharmaceutiquement acceptables, dans lequel R¹ représente un groupe :



3. Composé selon la revendication 2, ou un de ses sels pharmaceutiquement acceptables, dans lequel T représente un atome d'oxygène et U représente un atome d'azote.

4. Composé selon la revendication 2 ou 3, ou un de ses sels pharmaceutiquement acceptables, dans lequel R⁶ représente un groupe alkyle en C₂-C₃.

5. Composé selon la revendication 1, ou un de ses sels pharmaceutiquement acceptables, dans lequel R¹ représente un groupe :



6. Composé selon la revendication 5, ou un de ses sels pharmaceutiquement acceptables, dans lequel W et X représentent un groupe CH.

7. Composé selon la revendication 6, ou un de ses sels pharmaceutiquement acceptables, dans lequel W et X repré-

sentent un groupe CH et Y représente un atome d'azote.

8. Composé selon l'une quelconque des revendications 5 à 7, ou un de ses sels pharmaceutiquement acceptables, dans lequel n est égal à 1.

9. Composé selon la revendication 8, ou un de ses sels pharmaceutiquement acceptables, dans lequel R⁵ est disposé en position méta ou en position para par rapport au point de fixation à l'atome d'azote du groupe pipéridinyle.

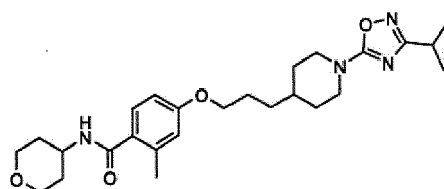
10. Composé selon l'une quelconque des revendications précédentes, ou un de ses sels pharmaceutiquement acceptables, dans lequel un des radicaux R² et R³ représente un groupe méthyle, l'autre représentant un atome d'hydrogène.

11. Composé selon l'une quelconque des revendications précédentes, ou un de ses sels pharmaceutiquement acceptables, dans lequel un des indices r et s est égal à 1 et l'autre est égal à 2.

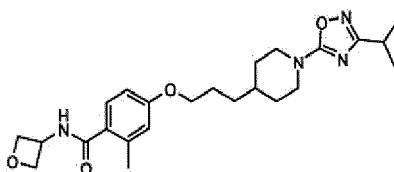
12. Composé selon l'une quelconque des revendications précédentes, ou un de ses sels pharmaceutiquement acceptables, dans lequel Q représente un groupe CH.

13. Composé selon l'une quelconque des revendications précédentes, ou un de ses sels pharmaceutiquement acceptables, dans lequel R⁴ représente un atome d'hydrogène.

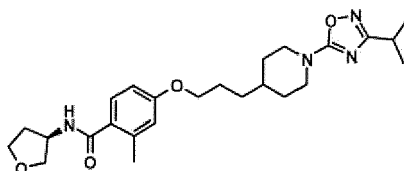
14. Composé répondant à la formule (I) selon la revendication 1, le composé représentant:



4-{3-[1-(3-isopropyl-[1,2,4]oxadiazol-5-yl)pipéridin-4-yl]propoxy}-2-méthyl-N-(tétrahydropyran-4-yl)benzamide ;

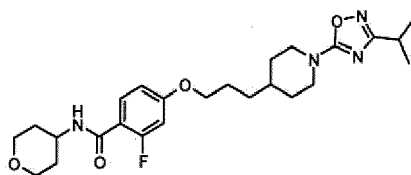


4-{3-[1-(3-isopropyl-[1,2,4]oxadiazol-5-yl)-pipéridin-4-yl]propoxy}-2-méthyl-N-oxétan-3-yl-benzamide ;



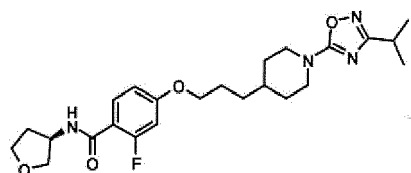
4-{3-[1-(3-isopropyl-[1,2,4]oxadiazol-5-yl)-pipéridin-4-yl]propoxy}-2-méthyl-N-(R)-tétrahydro-furan-3-ylbenzamide ;

5



2-fluoro-4-{3-[1-(3-isopropyl-[1,2,4]oxadiazol-5-yl)pipéridin-4-yl]-propoxy}-N-(tétrahydro-pyran-4-yl)benzamide ;

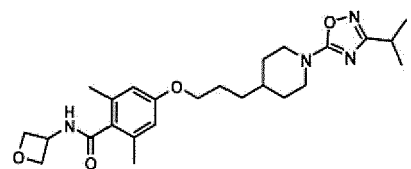
10



15

2-fluoro-4-{3-[1-(3-isopropyl-[1,2,4]oxadiazol-5-yl)pipéridin-4-yl]-propoxy}-N-(R)-tétrahydro-furan-3-ylbenzamide ;

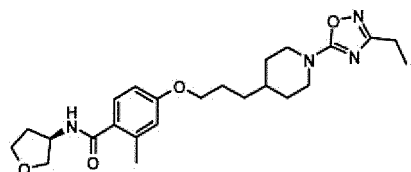
20



25

4-{3-[1-(3-isopropyl-[1,2,4]oxadiazol-5-yl)-pipéridin-4-yl]propoxy}2,6-diméthyl-N-oxétan-3-yl-benzamide ;

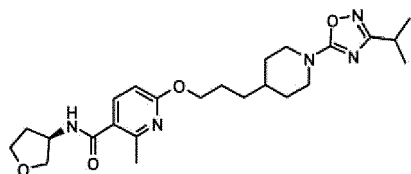
30



35

4-{3-[1-(3-éthyl-[1,2,4]oxadiazol-5-yl)pipéridin-4-yl]propoxy}-2-méthyl-N-(R)-tétrahydro-furan-3-ylbenzamide ;

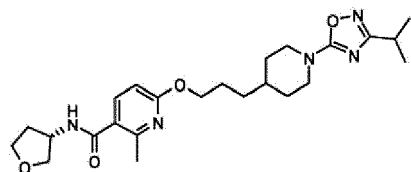
40



45

6-{3-[1-(3-isopropyl-[1,2,4]oxadiazol-5-yl)-pipéridin-4-yl]propoxy}-2-méthyl-N-(R)-tétrahydro-furan-3-ylbenzamide ;

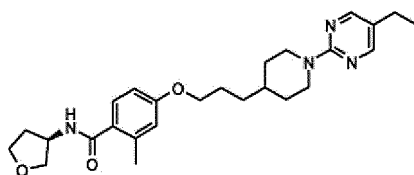
50



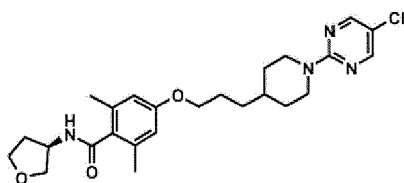
55

EP 2 321 308 B9

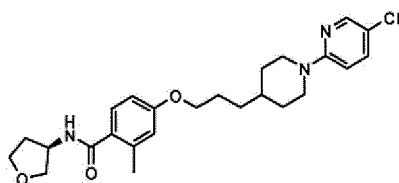
6- {3-[1-(3- isopropyl-[1,2,4] oxadiazol- 5- yl)-pipéridin- 4- yl] propoxy}- 2- méthyl- *N*- (S)-tétrahydro- furan- 3- ylnicotinamide ;



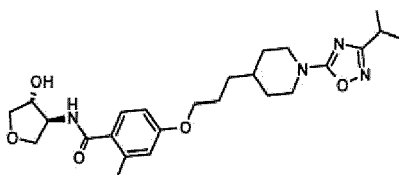
4-{3-[1-(5-éthylpyrimidin-2-yl)pipéridin-4-yl]-propoxy}-2-méthyl-*N*-(*R*)-tétrahydrofuran-3-yl-benzamide ;



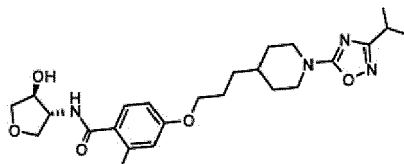
4-{3-[1-(5-chloro-pyrimidin-2-yl)pipéridin-4-yl]propoxy}-2,6-diméthyl-*N*-(*R*)-tétrahydrofuran-3-yl-benzamide ;



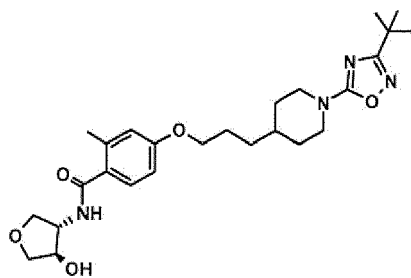
4-[3-(5'- chloro- 3,4,6,6- tétrahydro- 2H-[1,2'] bipyridinyl- 4- yl)-propoxy]- 2- méthyl- *N*- (*R*)-tétrahydrofuran- 3- yl- benzamide ;



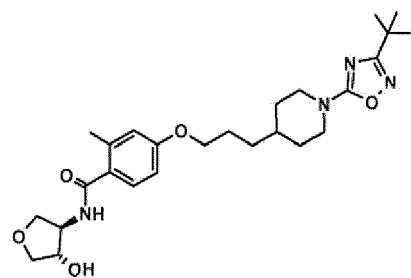
N-((3*S*,4*R*)-4-hydroxy-tétrahydrofuran-3-yl)-4-{3-[1-(3-isopropyl-[1,2,4]-oxadiazol-5-yl)-pipéridin-4-yl]propoxy}-2- méthylbenzamide ;



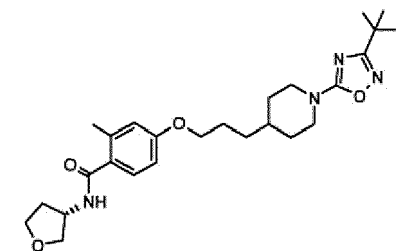
N-((3*R*,4*S*)-4-hydroxy-tétrahydrofuran-3-yl)-4-{3-[1-(3-isopropyl-[1,2,4]-oxadiazol-5-yl)-pipéridin-4-yl]propoxy}-2- méthylbenzamide ;



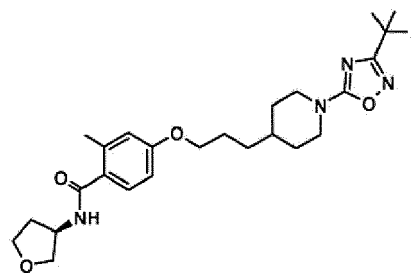
4-{3-[1-(3-*tert*-butyl-[1,2,4]oxadiazol-5-yl)-pipéridin-4-yl]propoxy}-*N*-((3*S*,4*R*)-4-hydroxy-tétrahydrofuran-3-yl)-2-méthylbenzamide ;



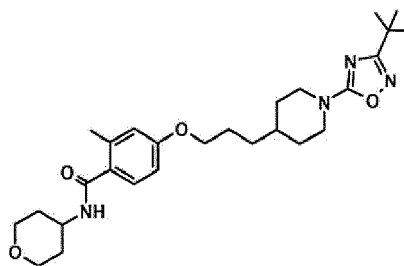
4-{3-[1-(3-*tert*-butyl-[1,2,4]oxadiazol-5-yl)-pipéridin-4-yl]propoxy}-*N*-((3*R*,4*S*)-4-hydroxy-tétrahydrofuran-3-yl)-2-méthylbenzamide ;



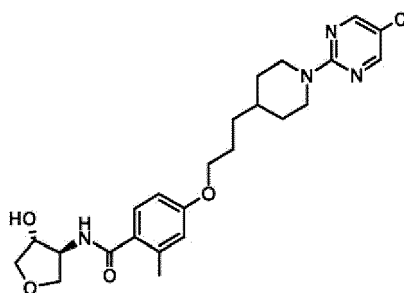
4-{3-[1-(3-*tert*-butyl-[1,2,4]oxadiazol-5-yl)-pipéridin-4-yl]propoxy}-2-méthyl-*N*-(*S*)-tétrahydro-furan-3-ylbenzamide ;



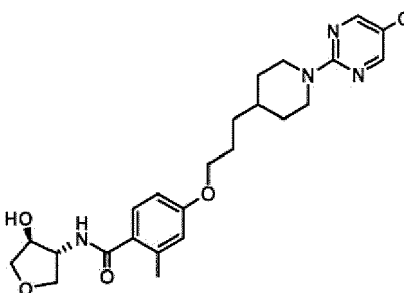
4-{3-[1-(3-*tert*-butyl-[1,2,4] oxadiazol- 5- yl)-pipéridin- 4- yl] propoxy}- 2- méthyl- *N*- (*R*)-tétrahydro- furan- 3- ylbenzamide ;



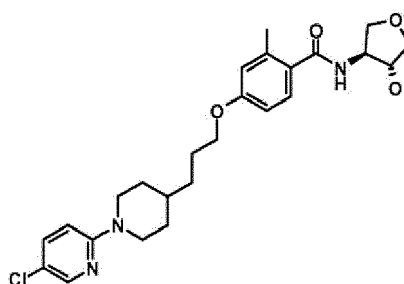
4-{3-[1-(3-*tert*-butyl-[1,2,4]oxadiazol-5-yl)-pipéridin-4-yl]propoxy}-2-méthyl-*N*-(tétrahydropyran-4-yl)benzamide ;



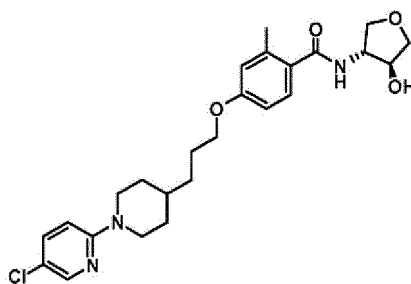
4-{3-[1-(5-chloro-pyrimidin-2-yl) pipéridin-4-yl] propoxy}-*N*-((3*S*, 4*R*)- 4-hydroxytétrahydrofuran-3-yl)-2-méthylbenzamide ;



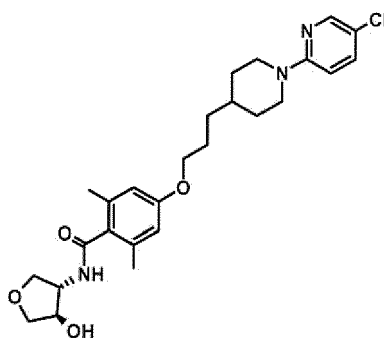
4-{3-[1-(5-chloro-pyrimidin-2-yl)-pipéridin-4-yl] propoxy}-*N*-((3*R*, 4*S*)- 4-hydroxytétrahydrofuran-3-yl)-2-méthylbenzamide ;



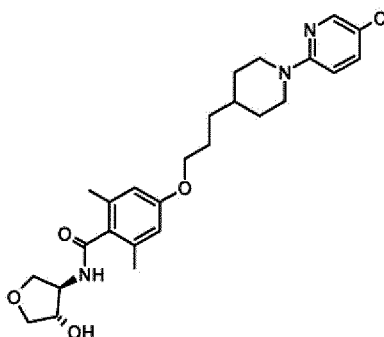
4-[3-(5'-chloro-3,4,5,6-tétrahydro-2*H*-[1,2']bipyridinyl-4-yl)-propoxy]-*N*-((3*S*,4*R*)-4-hydroxytétrahydrofuran-3-yl)-2-méthylbenzamide ;



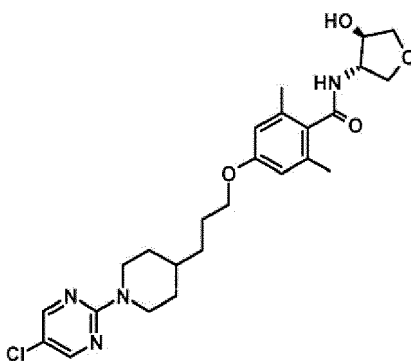
4-[3-(5'-chloro-3,4,5,6-tétrahydro-2H-[1,2']bipyridinyl-4-yl)-propoxy]-N-((3R,4S)-4-hydroxytétrahydrofuran-3-yl)-2-méthylbenzamide ;



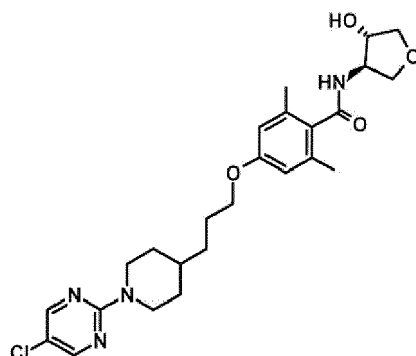
4-[3-(5'-chloro-3,4,5,6-tétrahydro-2H-[1,2']bipyridinyl-4-yl)-propoxy]-N-((3S,4R)-4-hydroxytétrahydrofuran-3-yl)-2,6-diméthylbenzamide ;



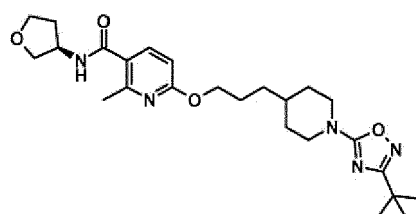
4-[3-(5'-chloro-3,4,5,6-tétrahydro-2H-[1,2']bipyridinyl-4-yl)-propoxy]-N-((3R,4S)-4-hydroxytétrahydrofuran-3-yl)-2,6-diméthylbenzamide ;



4- {3-[1-(5- chloro- pyrimidin- 2- yl) pipéridin- 4- yl] propoxy}-*N*-((3*S*, 4*R*)- 4- hydroxytétrahydrofuran- 3- yl)- 2,6- diméthylbenzamide ;



4- {3-[1-(5- chloro- pyrimidin- 2- yl) pipéridin- 4- yl] propoxy}-*N*-((3*R*, 4*S*)- 4- hydroxytétrahydrofuran- 3- yl)- 2,6- diméthylbenzamide ;



6- {3-[1-(3-*tert*-butyl-[1,2,4] oxadiazol- 5- yl)-pipéridin- 4- yl] propoxy}- 2- méthyl- *N*- (*R*)-tétrahydro- furan- 3- ylnicotinamide ;
ou un de leurs sels pharmaceutiquement acceptables.

15. Composé selon l'une quelconque des revendications 1 à 14, ou un de ses sels pharmaceutiquement acceptables, à utiliser dans le traitement ou la prévention de la régulation de la satiété.

16. Composé selon l'une quelconque des revendications 1 à 14, ou un de ses sels pharmaceutiquement acceptables, à utiliser dans le traitement ou la prévention de l'obésité.

17. Composé selon l'une quelconque des revendications 1 à 14, ou un de ses sels pharmaceutiquement acceptables, à utiliser dans le traitement ou la prévention du diabète.

18. Composé selon l'une quelconque des revendications 1 à 14, ou un de ses sels pharmaceutiquement acceptables, à utiliser dans le traitement ou la prévention du syndrome métabolique (syndrome X), d'une altération de la tolérance au glucose, de l'hyperlipidémie, de l'hypertriglycéridémie, de l'hypercholestérolémie, de faibles taux de HDL ou de l'hypertension.

19. Composé selon l'une quelconque des revendications 1 à 14, ou un de ses sels pharmaceutiquement acceptables, à utiliser comme médicament.

REFERENCES CITED IN THE DESCRIPTION

This list of references cited by the applicant is for the reader's convenience only. It does not form part of the European patent document. Even though great care has been taken in compiling the references, errors or omissions cannot be excluded and the EPO disclaims all liability in this regard.

Patent documents cited in the description

- WO 0050562 A [0007] [0091]
- US 6468756 B [0007] [0091]
- WO 2005061489 A [0009]
- WO 2006070208 A [0009]
- WO 2006067532 A [0009]
- WO 2006067531 A [0009]
- WO 2007003960 A [0009]
- WO 2007003961 A [0009]
- WO 2007003962 A [0009]
- WO 2007003964 A [0009]
- WO 2007116230 A [0009]
- WO 2007116229 A [0009]
- US 6518423 B [0036]
- EP 576357 A [0090]
- EP 656354 A [0090]
- WO 03018060 A [0090]
- WO 03020217 A [0090]
- WO 03020314 A [0090]
- WO 03026647 A [0090]
- WO 03026648 A [0090]
- WO 03027076 A [0090]
- WO 03040105 A [0090]
- WO 03051850 A [0090]
- WO 03051851 A [0090]
- WO 03053431 A [0090]
- WO 03063781 A [0090]
- WO 03075660 A [0090]
- WO 03077847 A [0090]
- WO 03078413 A [0090]
- WO 03082190 A [0090]
- WO 03082191 A [0090]
- WO 03082833 A [0090]
- WO 03084930 A [0090]
- WO 03084943 A [0090]
- WO 03086288 A [0090]
- WO 03087037 A [0090]
- WO 03088968 A [0090]
- WO 04012671 A [0090]
- WO 04013120 A [0090]
- WO 04026301 A [0090]
- WO 04029204 A [0090]
- WO 04034968 A [0090]
- WO 04035566 A [0090]
- WO 04037823 A [0090]
- WO 04052864 A [0090]
- WO 04058145 A [0090]
- WO 04058255 A [0090]
- WO 04060870 A [0090]
- WO 04060888 A [0090]
- WO 04069837 A [0090]
- WO 04072076 A [0090]
- WO 04072077 A [0090]
- WO 04078261 A [0090]
- WO 04108728 A [0090]
- WO 9807703 A [0096]
- WO 2008081205 A [0096]
- WO 9914344 A [0158]
- WO 0012704 A [0158]
- US 6100042 A [0158]

Non-patent literature cited in the description

- **Siegel, M. G. et al.** *Tetrahedron*, 1999, vol. 55, 11619-11639 [0037]
- **T.W. Greene ; P.G.M. Wuts.** *Protective Groups in Organic Chemistry*. Wiley-Interscience, 1991 [0044]
- *Tetrahedron*, 1974, vol. 30, 623-32 [0096]
- *Tetrahedron*, 1999, vol. 55, 11619-11639 [0096]
- **Miret J. J. et al.** *J. Biol. Chem.*, 2002, vol. 277, 6881-6887 [0158]
- **Campbell R.M. et al.** *Bioorg. Med. Chem. Lett.*, 1999, vol. 9, 2413-2418 [0158]
- **King K. et al.** *Science*, 1990, vol. 250, 121-123 [0158]
- Transformation of *Saccharomyces cerevisiae* by the lithium acetate/single-stranded carrier DNA/polyethylene glycol (LiAc/ss-DNA/PEG) protocol. **Agatep, R. et al.** Technical Tips Online, Trends Journals. Elsevier, 1998 [0159]
- **Zhang HJ ; Walseth TF ; Robertson RP.** Insulin secretion and cAMP metabolism in HIT cells. Reciprocal and serial passage-dependent relationships. *Diabetes*, January 1989, vol. 38 (1), 44-8 [0164]