



(11) **EP 2 358 689 B9**

(12) **CORRECTED EUROPEAN PATENT SPECIFICATION**

(15) Correction information:

Corrected version no 1 (W1 B1)
Corrections, see
Claims EN 2

(51) Int Cl.:

C07D 277/82 ^(2006.01) **C07D 417/12** ^(2006.01)
A61K 31/428 ^(2006.01) **A61K 31/496** ^(2006.01)
A61P 35/00 ^(2006.01)

(48) Corrigendum issued on:

03.08.2016 Bulletin 2016/31

(86) International application number:

PCT/JP2009/070447

(45) Date of publication and mention
of the grant of the patent:

30.09.2015 Bulletin 2015/40

(87) International publication number:

WO 2010/064722 (10.06.2010 Gazette 2010/23)

(21) Application number: **09775337.0**

(22) Date of filing: **01.12.2009**

(54) **BENZOTHAZOLE DERIVATIVES AS ANTICANCER AGENTS**

BENZOTHAZOLDERIVATE ALS ANTIKREBSMITTEL

DÉRIVÉS DE BENZOTHAZOLE CONVENANT COMME AGENTS ANTICANCÉREUX

(84) Designated Contracting States:

**AT BE BG CH CY CZ DE DK EE ES FI FR GB GR
HR HU IE IS IT LI LT LU LV MC MK MT NL NO PL
PT RO SE SI SK SM TR**

Designated Extension States:

AL BA RS

(72) Inventors:

- **OKANIWA, Masanori**
Kanagawa 2510012 (JP)
- **TAKAGI, Terufumi**
Kanagawa 2510012 (JP)
- **HIROSE, Masaaki**
Kanagawa 2510012 (JP)

(30) Priority: **02.12.2008 JP 2008307581**
25.05.2009 JP 2009125256

(74) Representative: **Jones, Nicholas Andrew et al**

Withers & Rogers LLP
4 More London Riverside
London, SE1 2AU (GB)

(43) Date of publication of application:
24.08.2011 Bulletin 2011/34

(73) Proprietor: **Takeda Pharmaceutical Company
Limited**
Osaka 541-0045 (JP)

(56) References cited:

WO-A1-00/42012 WO-A1-2005/019192
WO-A2-02/44156

Note: Within nine months of the publication of the mention of the grant of the European patent in the European Patent Bulletin, any person may give notice to the European Patent Office of opposition to that patent, in accordance with the Implementing Regulations. Notice of opposition shall not be deemed to have been filed until the opposition fee has been paid. (Art. 99(1) European Patent Convention).

Description

Technical Field

- 5 **[0001]** The present invention relates to a heterocyclic compound for use, and in detail, relates to a heterocyclic compound having strong Raf inhibitory activity for use in the prophylaxis or treatment of cancer.

(Background of the Invention)

- 10 **[0002]** Many activities of cancer cells such as growth, metastasis, invasion are caused via intracellular signal transduction from RTK: receptor tyrosine kinases (EGFR, HER2 etc.), which is activated by stimulation by growth factors and mutation, and the activation signal thereof is transmitted downstream via RAS protein. As the intracellular signal transduction pathway via Ras, Ras/Raf/MEK/ERK pathway is best known, which is deeply involved in the control of various cell functions such as cell proliferation, cellular motility, transformation, apoptosis (cell death) resistance.
- 15 **[0003]** To block the pathway, inhibitors of growth factor receptors, for example, epithelial growth factor receptor (EGFR) inhibitors gefitinib (trade name: Iressa), and erlotinib (trade name: Tarceva), and human epithelial growth factor receptor type 2 (HER2) inhibitory antibody trastuzumab (trade name: Herceptin) are placed on the market in recent years. They have been reported to be effective for the treatment of some cancer types in clinical practices, such as lung cancer, breast cancer. In addition, it has been shown that inhibitory antibody bevacizumab (trade name: Avastin) against vascular
- 20 endothelial growth factor (VEGF) inhibits activation of VEGFR in the intratumoral neovascular endothelial cells and shows an antitumor activity. These medicaments suppress signal transduction system at the downstream when showing a tumor growth inhibitory activity in cancer to be the target cells and vascular endothelial cells, through inhibition of receptor enzyme activity and inhibition of receptor activation.
- [0004]** On the other hand, the Ras/Raf/MEK/ERK pathway is well known to cause highly frequent mutations in cancer. Ras gene is reported to undergo an activation type mutation at codon 12, 13 or 61 of various carcinomass, for example,
- 25 about 90% of the total of pancreatic cancer, about 35% of non-small cell lung cancer, about 30% of liver cancer, and there are many reports on the correlation between Ras mutation and developing malignant tumor.
- [0005]** With regard to Raf gene, activation mutation in kinase domain of B-Raf in cancer has been reported. It is known that B-Raf mutation, particularly V600E, occurs in various carcinomass, for example, about 60% of the total of malignant melanoma, about 30% of thyroid cancer, about 15% of colon cancer. Particularly, B-Raf (V600E) kinase has about 13-fold MEK phosphorylation activity as compared to wild-type B-Raf kinase, and the activity of B-Raf is deeply involved in the growth of cancer having a mutation in B-Raf.
- 30 **[0006]** In these cancers, inhibitions of the upstream growth factor receptor activity and Ras cannot suppress signal transduction system downstream of Raf kinase, which is constantly activated. In this case, since suppression of the downstream signal (Raf/MEK/ERK signal transduction system) cannot be expected, a tumor growth suppressive activity cannot be expected, either. For example, melanoma showing highly frequent B-Raf mutation is highly metastatic and the 5 year survival rate is about 6%, for which no promising therapeutic drug exists at present.
- 35 **[0007]** In the Ras/Raf/MEK/ERK pathway, Raf kinase is the most downstream molecule to be activated by mutation. A compound inhibiting Raf activity is considered to be effective as a therapeutic drug for any cancer caused by mutation of growth factor receptor or excessive activation by ligand stimulation, or cancer caused by activation type mutation of Ras.
- 40 **[0008]** Raf is a serine/threonine kinase, and is known to include three isoforms of A-Raf, B-Raf and c-Raf. Raf is activated by Ras and phosphorylates the downstream molecule MEK. The activated MEK further phosphorylates ERK to transmit the signal further downstream. Of three isoforms, B-Raf kinase shows an extreme strong activity of phosphorylating MEK in the basal state, which is about 15- to 20-fold that of A-Raf, c-Raf kinase activity. To undergo process of activation, moreover, c-Raf requires phosphorylation of the 338th serine in the activation loop to obtain the maximum activity (same for A-Raf). However, B-Raf is known to be easily activated as compared to A-Raf and c-Raf, since the corresponding sequence is always phosphorylated.
- 45 **[0009]** A compound that inhibits B-Raf kinase activity and mutant B-Raf kinase is considered to suppress cell proliferation particularly in cancer with poor prognosis. Accordingly, such compound becomes an effective therapeutic drug for cancer for which a growth factor receptor enzyme activity inhibitor is ineffective.
- 50 **[0010]** As Raf inhibitors, sorafenib-related derivatives (patent documents 1 - 3, non-patent document 1), benzylidene derivative (patent document 4), imidazole derivatives (patent documents 5 - 8), pyridylfuran derivatives (patent documents 9 - 12), benzazole derivatives (patent documents 13 - 15), thiazolopyridine derivatives (patent documents 16 and 17) are known.
- 55 **[0011]** As therapeutic drugs for cancer, moreover, benzothiazole derivatives are described in patent documents 18 - 20.
- [0012]** Patent document 21 discloses urea derivatives which inhibit tyrosine kinases such as TIE-2 and Raf.

[prior art references]

[0013]

5 patent document 1: WO2000/42012
 patent document 2: WO2000/41698
 patent document 3: WO2002/62763
 patent document 4: WO99/10325
 patent document 5: WO2002/94808
 10 patent document 6: WO2002/24680
 patent document 7: WO2001/66540
 patent document 8: WO2001/66539
 patent document 9: WO2003/22838
 patent document 10: WO2003/22837
 15 patent document 11: WO2003/22836
 patent document 12: WO2003/22833
 patent document 13: WO2003/082272
 patent document 14: WO2005/032548
 patent document 15: WO2007/030377
 20 patent document 16: WO2006/071035
 patent document 17: WO2007/058482
 patent document 18: WO2002/044156
 patent document 19: WO2003/082272
 patent document 20: WO2005/032548
 25 patent document 21: WO2005/019192

[non-patent document]

[0014] non-patent document 1: Current Pharmaceutical Design, 2000, 8, 2269-2278

30

[Summary Of The Invention]

(Problems to be Solved by the Invention)

35 **[0015]** A Raf inhibitor superior in the efficacy expression, pharmacokinetics, solubility, interaction with other pharmaceutical products, safety (low toxicity) and stability is expected to show a therapeutically superior effect. At present, however, no substance has been found that sufficiently satisfies the above requirements. Accordingly, it is an object of the present invention to provide a compound superior in the above-mentioned points and sufficiently satisfactory as a pharmaceutical product.

40

(Means of Solving the Problems)

[0016] The present inventors have conducted intensive studies in an attempt to solve the above-mentioned problems and found that a compound represented by the following formula has a superior Raf inhibitory activity, which resulted in the completion of the present invention.

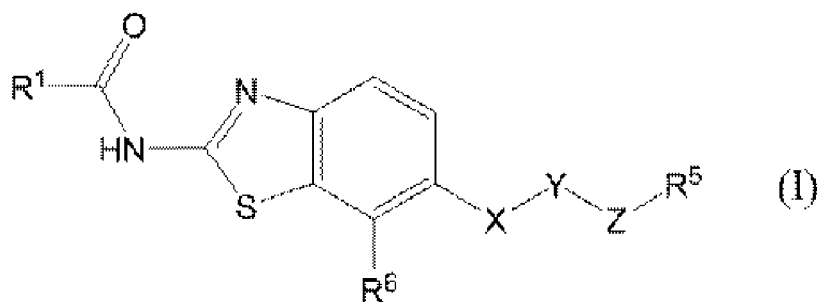
45

[0017] Accordingly, the present invention provides the following.

[1] A compound represented by the formula

50

55

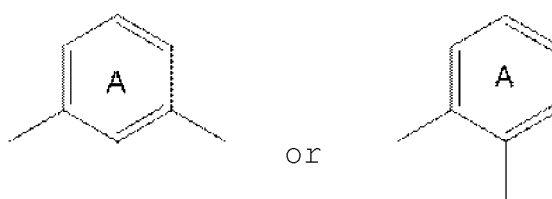


wherein

R¹ is a C₁₋₆ alkyl group optionally having substituent(s), a C₃₋₈ cycloalkyl group optionally having substituent(s), or a heterocyclic group optionally having substituent(s);

X is -O- or -NR²- wherein R² is a hydrogen atom or a C₁₋₆ alkyl group;

Y is



wherein ring A is a benzene ring which is optionally further substituted;

Z is a group represented by

- 30
- (1) -NR³CO-,
 - (2) -NR³CO-W¹-,
 - (3) -NR³CO-W¹-O-,
 - (4) -NR³CO-W¹-O-W²-,
 - (5) -NR³CO-W¹-S-,
 - (6) -NR³CO-W¹-NR⁴-,
 - 35
 - (7) -NR³COO-,
 - (8) -NR³CO-CO-,
 - (9) -NR³CONR⁴-,
 - (10) -NR³CONR⁴-W¹-,
 - (11) -NR³CONR⁴-W¹-O-, or
 - 40
 - (12) -CONR³-

wherein R³ and R⁴ are each independently a hydrogen atom or a C₁₋₆ alkyl group,

W¹ and W² are each independently a C₁₋₆ alkylene group optionally having substituent(s), a C₂₋₆ alkenylene group optionally having substituent(s), a C₂₋₆ alkynylene group optionally having substituent(s), or a C₃₋₆ cycloalkylene group optionally having substituent(s);

R⁵ is a 5- or 6-membered ring group optionally having substituent(s); and

R⁶ is a cyano group;

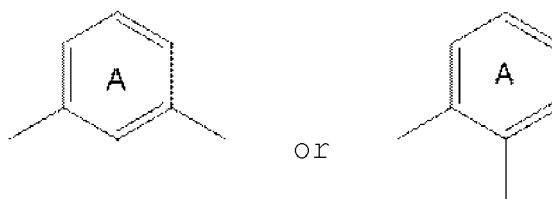
or a salt thereof (sometimes to be abbreviated as "compound (I)" in the present specification).

[2] The compound according to the above-mentioned [1] wherein R¹ is

- 50
- (1) a C₁₋₆ alkyl group optionally having substituent(s),
 - (2) a C₃₋₈ cycloalkyl group optionally having substituent(s), or
 - (3) a 3- to 8-membered monocyclic nonaromatic heterocyclic group optionally having substituent(s),

55 X is -O-, -NH- or -N(CH₃)-,

Y is



wherein ring A is a benzene ring optionally having 1 to 3 substituents selected from

- (1) C₁₋₆ alkyl, and
- (2) a halogen atom,

Z is

- (1) -NR³CO-,
- (2) -NR³CO-W¹-,
- (3) -NR³CONR⁴-, or
- (4) -CON³-

wherein each symbol is as defined in the above-mentioned [1], R⁵ is

- (1) a phenyl optionally having substituent(s), or
- (2) a 5- or 6-membered monocyclic aromatic heterocyclic group optionally having substituent(s).

[3] The compound according to the above-mentioned [2] wherein R¹ is

- (1) a C₁₋₆ alkyl group optionally having one 3- to 8-membered monocyclic nonaromatic heterocyclic group optionally having 1 to 3 C₁₋₆ alkyl groups, or
- (2) a C₃₋₈ cycloalkyl group.

[4] The compound according to the above-mentioned [2] wherein X is -O-.

[5] The compound according to the above-mentioned [2] wherein Y is



wherein ring A is a benzene ring optionally having 1 to 3 substituents selected from

- (1) C₁₋₆ alkyl, and
- (2) a halogen atom.

[6] The compound according to the above-mentioned [2] wherein Z is

- (1) -NHCO-,
 - (2) -NHCO-W^{1b}-,
- wherein W^{1b} is a C₁₋₆ alkylene group,
- (3) -NHCONH-, or
 - (4) -CONH-.

[7] The compound according to the above-mentioned [2] wherein R⁵ is

- (1) phenyl optionally having 1 to 3 substituents selected from
- (a) a halogen atom,

(b) a C₁₋₆ alkyl optionally having 1 to 3 substituents selected from

- (i) a halogen atom, and
- (ii) cyano,

(c) a C₁₋₆ alkoxy optionally having 1 to 3 substituents selected from

- (i) a halogen atom, and
- (ii) cyano,

(d) C₃₋₈ cycloalkyl optionally having 1 to 3 cyano, and

(e) C₂₋₆ alkynyl, or

(2) a 5- or 6-membered monocyclic aromatic heterocyclic group optionally having 1 to 3 substituents selected from

- (a) a halogen atom,
- (b) C₁₋₆ alkyl optionally having 1 to 3 halogen atoms,
- (c) C₃₋₈ cycloalkyl, and
- (d) phenyl.

[8] The compound according to the above-mentioned [1] which is 2-chloro-N-[3-((7-cyano-2-((cyclopropylcarbonyl)amino)-1,3-benzothiazol-6-yl)oxy)phenyl]-3-(1-cyano-1-methylethyl)benzamide, or a salt thereof.

[9] The compound according to the above-mentioned [1] which is 2-chloro-N-[3-((7-cyano-2-((cyclopropylcarbonyl)amino)-1,3-benzothiazol-6-yl)oxy)phenyl]-3-(1-cyano-1-methylethyl)benzamide.

[10] The compound according to the above-mentioned [1] which is N-{7-cyano-6-[4-fluoro-3-((4-(trifluoromethyl)phenyl)carbonyl)amino]phenoxy]-1,3-benzothiazol-2-yl}cyclopropanecarboxamide, or a salt thereof.

[11] The compound according to the above-mentioned [1] which is N-{7-cyano-6-[4-fluoro-3-((4-(trifluoromethyl)phenyl)carbonyl)amino]phenoxy]-1,3-benzothiazol-2-yl}cyclopropanecarboxamide.

[12] The compound according to the above-mentioned [1] which is N-{7-cyano-6-[3-((3-(trifluoromethyl)phenyl)acetyl)amino]phenoxy]-1,3-benzothiazol-2-yl}cyclopropanecarboxamide, or a salt thereof.

[13] The compound according to the above-mentioned [1] which is N-{7-cyano-6-[3-((3-(trifluoromethyl)phenyl)acetyl)amino]phenoxy]-1,3-benzothiazol-2-yl}cyclopropanecarboxamide.

[14] The compound according to the above-mentioned [1] which is N-{7-cyano-6-[3-((6-(trifluoromethyl)pyridin-3-yl)carbonyl)amino]phenoxy]-1,3-benzothiazol-2-yl}cyclopropanecarboxamide, or a salt thereof.

[15] The compound according to the above-mentioned [1] which is N-{7-cyano-6-[3-((6-(trifluoromethyl)pyridin-3-yl)carbonyl)amino]phenoxy]-1,3-benzothiazol-2-yl}cyclopropanecarboxamide.

[16] The compound according to the above-mentioned [1] which is N-{7-cyano-6-[4-fluoro-3-((3-(trifluoromethyl)phenyl)acetyl)amino]phenoxy]-1,3-benzothiazol-2-yl}cyclopropanecarboxamide, or a salt thereof.

[17] The compound according to the above-mentioned [1] which is N-{7-cyano-6-[4-fluoro-3-((3-(trifluoromethyl)phenyl)acetyl)amino]phenoxy]-1,3-benzothiazol-2-yl}cyclopropanecarboxamide.

[18] A medicament comprising the compound according to the above-mentioned [1].

[19] The compound of the above-mentioned [1] for use in the prophylaxis or treatment of cancer.

(Effect of the Invention)

[0018] The compound of the present invention has a strong Raf inhibitory activity (particularly, B-Raf inhibitory activity) and can provide a clinically useful agent for the prophylaxis or treatment of cancer, a cancer growth inhibitor and a cancer metastasis suppressive agent.

(Detailed Description of the Invention)

[0019] In the present specification, the "halogen atom" is a fluorine atom, a chlorine atom, a bromine atom or an iodine atom.

[0020] In the present specification, the "C₁₋₆ alkyl (group)" includes, for example, methyl, ethyl, propyl, isopropyl, butyl, isobutyl, sec-butyl, tert-butyl, pentyl, isopentyl, neopentyl, 1-ethylpropyl, hexyl, isohexyl, 1,1-dimethylbutyl, 2,2-dimethylbutyl, 3,3-dimethylbutyl, 2-ethylbutyl.

[0021] In the present specification, the "C₂₋₆ alkenyl (group)" includes, for example, ethenyl, 1-propenyl, 2-propenyl, 2-methyl-1-propenyl, 1-butenyl, 2-butenyl, 3-butenyl, 3-methyl-2-butenyl, 1-pentenyl, 2-pentenyl, 3-pentenyl, 4-pentenyl,

4-methyl-3-pentenyl, 1-hexenyl, 3-hexenyl, 5-hexenyl.

[0022] In the present specification, the "C₂₋₆ alkynyl (group)" includes, for example, ethynyl, 1-propynyl, 2-propynyl, 1-butylnyl, 2-butylnyl, 3-butylnyl, 1-pentylnyl, 2-pentylnyl, 3-pentylnyl, 4-pentylnyl, 1,1-dimethylprop-2-yn-1-yl, 1-hexynyl, 2-hexynyl, 3-hexynyl, 4-hexynyl, 5-hexynyl.

[0023] In the present specification, the "C₁₋₆ alkoxy (group)" includes, for example, methoxy, ethoxy, propoxy, isopropoxy, butoxy, isobutoxy, sec-butoxy, tert-butoxy, pentoxy, isopentoxy, hexoxy.

[0024] In the present specification, the "C₁₋₆ alkoxy-carbonyl (group)" includes, for example, methoxycarbonyl, ethoxycarbonyl, propoxycarbonyl, isopropoxycarbonyl, butoxycarbonyl, isobutoxycarbonyl, tert-butoxycarbonyl.

[0025] In the present specification, the "mono C₁₋₆ alkylamino (group)" includes, for example, methylamino, ethylamino, propylamino, isopropylamino, butylamino, isobutylamino, tert-butylamino.

[0026] In the present specification, the "di C₁₋₆ alkylamino (group)" includes, for example, dimethylamino, diethylamino, dipropylamino, diisopropylamino, dibutylamino, diisobutylamino, di-tert-butylamino.

[0027] In the present specification, the "C₃₋₈ cycloalkyl (group)" includes, for example, cyclopropyl, cyclobutyl, cyclopentyl, cyclohexyl, cycloheptyl, cyclooctyl.

[0028] In the present specification, the "C₃₋₈ cycloalkenyl (group)" includes, for example, cyclopropenyl (e.g., 2-cyclopropen-1-yl), cyclobutenyl (e.g., 2-cyclobuten-1-yl), cyclopentenyl (e.g., 2-cyclopenten-1-yl, 3-cyclopenten-1-yl), cyclohexenyl (e.g., 2-cyclohexen-1-yl, 3-cyclohexen-1-yl).

[0029] In the present specification, the "C₆₋₁₀ aryl (group)" includes, for example, phenyl, 1-naphthyl, 2-naphthyl.

[0030] In the present specification, the "heterocyclic group" includes an aromatic heterocyclic group and a nonaromatic heterocyclic group.

[0031] In the present specification, the "aromatic heterocyclic group" includes a monocyclic aromatic heterocyclic group and a condensed aromatic heterocyclic group.

[0032] Examples of the "monocyclic aromatic heterocyclic group" include a 5- to 7-membered (preferably, 5- or 6-membered) monocyclic aromatic heterocyclic group containing, as a ring-constituting atom besides carbon atom, 1 to 4 hetero atoms selected from oxygen atom, sulfur atom (optionally oxidized) and nitrogen atom (optionally oxidized), such as furyl (e.g., 2-furyl, 3-furyl), thienyl (e.g., 2-thienyl, 3-thienyl), pyridyl (e.g., 2-pyridyl, 3-pyridyl, 4-pyridyl), pyrimidinyl (e.g., 2-pyrimidinyl, 4-pyrimidinyl, 5-pyrimidinyl), pyridazinyl (e.g., 3-pyridazinyl, 4-pyridazinyl), pyrazinyl (e.g., 2-pyrazinyl), pyrrolyl (e.g., 1-pyrrolyl, 2-pyrrolyl, 3-pyrrolyl), imidazolyl (e.g., 1-imidazolyl, 2-imidazolyl, 4-imidazolyl, 5-imidazolyl), pyrazolyl (e.g., 1-pyrazolyl, 3-pyrazolyl, 4-pyrazolyl), thiazolyl (e.g., 2-thiazolyl, 4-thiazolyl, 5-thiazolyl), isothiazolyl (e.g., 3-isothiazolyl, 4-isothiazolyl, 5-isothiazolyl), oxazolyl (e.g., 2-oxazolyl, 4-oxazolyl, 5-oxazolyl), isoxazolyl (e.g., 3-isoxazolyl, 4-isoxazolyl, 5-isoxazolyl), oxadiazolyl (e.g., 1,2,4-oxadiazol-5-yl, 1,3,4-oxadiazol-2-yl), thiadiazolyl (e.g., 1,3,4-thiadiazol-2-yl), triazolyl (e.g., 1,2,4-triazol-1-yl, 1,2,4-triazol-3-yl, 1,2,3-triazol-1-yl, 1,2,3-triazol-2-yl, 1,2,3-triazol-4-yl), tetrazolyl (e.g., tetrazol-1-yl, tetrazol-5-yl), triazinyl (e.g., 1,2,4-triazin-1-yl, 1,2,4-triazin-3-yl).

[0033] Examples of the "condensed aromatic heterocyclic group" include 8- to 12-membered condensed aromatic heterocyclic group, specifically, a group wherein the above-mentioned 5- to 7-membered monocyclic aromatic heterocyclic group and C₆₋₁₀ aryl are condensed; and a group wherein the above-mentioned 5- to 7-membered monocyclic aromatic heterocyclic groups are condensed, such as quinolyl (e.g., 2-quinolyl, 3-quinolyl, 4-quinolyl, 6-quinolyl), isoquinolyl (e.g., 3-isoquinolyl), quinazolyl (e.g., 2-quinazolyl, 4-quinazolyl), quinoxalyl (e.g., 2-quinoxalyl, 6-quinoxalyl), benzofuranyl (e.g., 2-benzofuranyl, 3-benzofuranyl), benzothienyl (e.g., 2-benzothienyl, 3-benzothienyl), benzoxazolyl (e.g., 2-benzoxazolyl), benzisoxazolyl (e.g., 7-benzisoxazolyl), benzothiazolyl (e.g., 2-benzothiazolyl), benzimidazolyl (e.g., benzimidazol-1-yl, benzimidazol-2-yl, benzimidazol-5-yl), benzotriazolyl (e.g., 1H-1,2,3-benzotriazol-5-yl), indolyl (e.g., indol-1-yl, indol-2-yl, indol-3-yl, indol-5-yl), indazolyl (e.g., 1H-indazol-3-yl), pyrrolopyrazinyl (e.g., 1H-pyrrolo[2,3-b]pyrazin-2-yl, 1H-pyrrolo[2,3-b]pyrazin-6-yl), imidazopyridinyl (e.g., 1H-imidazo[4,5-b]pyridin-2-yl, 1H-imidazo[4,5-c]pyridin-2-yl, 2H-imidazo[1,2-a]pyridin-3-yl), thienopyridinyl (e.g., thieno[2,3-b]pyridin-3-yl), imidazopyrazinyl (e.g., 1H-imidazo[4,5-b]pyrazin-2-yl), pyrazolopyridinyl (e.g., 1H-pyrazolo[4,3-c]pyridin-3-yl), pyrazolothienyl (e.g., 2H-pyrazolo[3,4-b]thiophen-2-yl), pyrazolotriazinyl (e.g., pyrazolo[5,1-c][1,2,4]triazin-3-yl).

[0034] In the present specification, the "nonaromatic heterocyclic group" includes a monocyclic nonaromatic heterocyclic group and a condensed nonaromatic heterocyclic group.

[0035] Examples of the "monocyclic nonaromatic heterocyclic group" include a 3- to 8-membered (preferably, 5- or 6-membered) monocyclic nonaromatic heterocyclic group containing, as a ring-constituting atom besides carbon atom, 1 to 4 hetero atoms selected from oxygen atom, sulfur atom (optionally oxidized) and nitrogen atom, such as azetidiny (e.g., 1-azetidiny, 2-azetidiny), pyrrolidinyl (e.g., 1-pyrrolidinyl, 2-pyrrolidinyl), piperidinyl (e.g., piperidino, 2-piperidinyl, 3-piperidinyl, 4-piperidinyl), morpholinyl (e.g., morpholino), thiomorpholinyl (e.g., thiomorpholino), piperazinyl (e.g., 1-piperazinyl, 2-piperazinyl, 3-piperazinyl), oxazolidinyl (e.g., oxazolidin-2-yl), thiazolidinyl (e.g., thiazolidin-2-yl), dihydrothiopyranyl (e.g., dihydrothiopyran-3-yl, dihydrothiopyran-4-yl), imidazolidinyl (e.g., imidazolidin-2-yl, imidazolidin-3-yl), oxazoliny (e.g., oxazolin-2-yl), thiazoliny (e.g., thiazolin-2-yl), imidazoliny (e.g., imidazolin-2-yl, imidazolin-3-yl), dioxolyl (e.g., 1,3-dioxol-4-yl), dioxolanyl (e.g., 1,3-dioxolan-4-yl), dihydrooxadiazolyl (e.g., 4,5-dihydro-1,2,4-oxadiazol-3-yl), pyranly (e.g., 2-pyranly, 4-pyranly), tetrahydropyranly (e.g., 2-tetrahydropyranly, 3-tetrahydropyranly, 4-tetrahydropyranly).

nyl), thiopyranyl (e.g., 4-thiopyranyl), tetrahydrothiopyranyl (e.g., 2-tetrahydrothiopyranyl, 3-tetrahydrothiopyranyl, 4-tetrahydrothiopyranyl), 1-oxidotetrahydrothiopyranyl (e.g., 1-oxidotetrahydrothiopyran-4-yl), 1,1-dioxidotetrahydrothiopyranyl (e.g., 1,1-dioxidotetrahydrothiopyran-4-yl), tetrahydrofuryl (e.g., tetrahydrofuran-3-yl, tetrahydrofuran-2-yl), pyrazolidinyl (e.g., pyrazolidin-1-yl, pyrazolidin-3-yl), pyrazolinyl (e.g., pyrazolin-1-yl), tetrahydropyrimidinyl (e.g., tetrahydropyrimidin-1-yl), dihydrotriazolyl (e.g., 2,3-dihydro-1H-1,2,3-triazol-1-yl), tetrahydrotriazolyl (e.g., 2,3,4,5-tetrahydro-1H-1,2,3-triazol-1-yl), azepanyl (e.g., 1-azepanyl, 2-azepanyl, 3-azepanyl, 4-azepanyl), dihydropyridyl (e.g., dihydropyridin-1-yl, dihydropyridin-2-yl, dihydropyridin-3-yl, dihydropyridin-4-yl), tetrahydropyridyl (e.g., tetrahydropyridin-1-yl, tetrahydropyridin-2-yl, tetrahydropyridin-3-yl, tetrahydropyridin-4-yl).

[0036] Examples of the "condensed nonaromatic heterocyclic group" include a 8- to 12-membered condensed nonaromatic heterocyclic group, specifically, a group wherein the above-mentioned 3- to 8-membered monocyclic nonaromatic heterocyclic group and C₆₋₁₀ aryl are condensed; a group wherein the above-mentioned 3- to 8-membered monocyclic nonaromatic heterocyclic groups are condensed; a group wherein the above-mentioned 3- to 8-membered monocyclic nonaromatic heterocyclic group and the above-mentioned 5- to 7-membered monocyclic aromatic heterocyclic group are condensed; a group obtained by partial saturation of these groups, such as dihydroindolyl (e.g., 2,3-dihydro-1H-indol-1-yl), dihydroisoindolyl (e.g., 1,3-dihydro-2H-isoindol-2-yl), dihydrobenzofuranyl (e.g., 2,3-dihydro-1-benzofuran-5-yl), tetrahydrobenzofuranyl (e.g., 4,5,6,7-tetrahydro-1-benzofuran-3-yl), dihydrobenzodioxinyl (e.g., 2,3-dihydro-1,4-benzodioxinyl), dihydrobenzodioxepinyl (e.g., 3,4-dihydro-2H-1,5-benzodioxepinyl), chromenyl (e.g., 4H-chromen-2-yl, 2H-chromen-3-yl), dihydrochromenyl (e.g., 3,4-dihydro-2H-chromen-2-yl), dihydroquinolinyl (e.g., 1,2-dihydroquinolin-4-yl), tetrahydroquinolinyl (e.g., 1,2,3,4-tetrahydroquinolin-4-yl), dihydroisoquinolinyl (e.g., 1,2-dihydroisoquinolin-4-yl), tetrahydroisoquinolinyl (e.g., 1,2,3,4-tetrahydroisoquinolin-4-yl), dihydropthalazinyl (e.g., 1,4-dihydropthalazin-4-yl).

[0037] In the present specification, the "C₁₋₆ alkylene group" includes, for example, -CH₂-, -(CH₂)₂-, -(CH₂)₃-, -(CH₂)₄-, -(CH₂)₅-, -(CH₂)₆-, -CH(CH₃)-, -C(CH₃)₂-, -CH(C₂H₅)-, -CH(C₃H₇)-, -CH(CH(CH₃)₂)-, -(CH(CH₃))₂-, -CH₂-CH(CH₃)-, -CH(CH₃)-CH₂-, -CH₂-CH₂-C(CH₃)₂-, -C(CH₃)₂-CH₂-CH₂-, -CH₂-CH₂-CH₂-C(CH₃)₂-, -C(CH₃)₂-CH₂-CH₂-CH₂-.

[0038] In the present specification, the "C₂₋₆ alkenylene group" includes, for example, -CH=CH-, -CH₂-CH=CH-, -CH=CH-CH₂-, -C(CH₃)₂-CH=CH-, -CH=CH-C(CH₃)₂-, -CH₂-CH=CH-CH₂-, -CH₂-CH₂-CH=CH-, -CH=CH-CH₂-CH₂-, -CH=CH-CH=CH-, -CH=CH-CH₂-CH₂-CH₂-, -CH₂-CH₂-CH₂-CH=CH-.

[0039] In the present specification, the "C₂₋₆ alkynylene group" includes, for example, -C≡C-, -CH₂-C≡C-, -C≡C-CH₂-, -C(CH₃)₂-C≡C-, -C≡C-C(CH₃)₂-, -CH₂-C≡C-CH₂-, -CH₂-CH₂-C≡C-, -C≡C-CH₂-CH₂-, -C≡C-C≡C-, -C≡C-CH₂-CH₂-CH₂-, -CH₂-CH₂-CH₂-C≡C-.

[0040] In the present specification, the "C₃₋₆ cycloalkylene group" includes, for example, cyclopropylene, cyclobutylene (e.g., 1,2-cyclobutylene, 1,3-cyclobutylene), cyclopentylene (e.g., 1,2-cyclopentylene, 1,3-cyclopentylene), cyclohexylene (e.g., 1,2-cyclohexylene, 1,3-cyclohexylene, 1,4-cyclohexylene).

[0041] Each substituent of the formula (I) is explained in the following.

[0042] In the formula (I), R¹ is a C₁₋₆ alkyl group optionally having substituent(s), a C₃₋₈ cycloalkyl group optionally having substituent(s), or a heterocyclic group optionally having substituent(s).

[0043] The "C₁₋₆ alkyl group" of the "C₁₋₆ alkyl group optionally having substituent(s)" for R¹ optionally has 1 to 5 (preferably 1 to 3) substituents at substitutable positions. Examples of the substituent include substituents selected from the following substituent group A. When plural substituents are present, respective substituents may be the same or different.

[0044] Substituent group A:

- (1) a halogen atom;
- (2) cyano;
- (3) nitro;
- (4) hydroxy;
- (5) C₃₋₈ cycloalkyl optionally having 1 to 3 substituents selected from

- (a) a halogen atom, and
- (b) cyano;

- (6) C₆₋₁₀ aryl optionally having 1 to 3 substituents selected from

- (a) a halogen atom, and
- (b) cyano;

- (7) C₁₋₆ alkoxy optionally having 1 to 4 substituents selected from

- (a) a halogen atom,
- (b) cyano,
- (c) C₃₋₈ cycloalkyl optionally having 1 to 3 halogen atoms,
- (d) C₃₋₈ cycloalkenyl optionally having 1 to 3 halogen atoms, and
- (e) C₆₋₁₀ aryl optionally having 1 to 3 halogen atoms;

- (8) C₂₋₆ alkenyloxy optionally having 1 to 3 halogen atoms (e.g., ethenyloxy, propenyloxy, butenyloxy, pentenyloxy, hexenyloxy);
- (9) C₂₋₆ alkynyloxy optionally having 1 to 3 halogen atoms (e.g., ethynyloxy, propynyloxy, butynyloxy, pentynyloxy, hexynyloxy);
- (10) C₃₋₈ cycloalkyloxy optionally having 1 to 3 halogen atoms (e.g., cyclopropyloxy, cyclobutyloxy, cyclopentyloxy, cyclohexyloxy);
- (11) C₃₋₈ cycloalkenyloxy optionally having 1 to 3 halogen atoms (e.g., cyclopropenyloxy, cyclobutenyloxy, cyclopentenyl, cyclohexenyloxy);
- (12) C₆₋₁₀ aryloxy optionally having 1 to 3 halogen atoms (e.g., phenyloxy, 1-naphthyloxy, 2-naphthyloxy);
- (13) C₁₋₆ alkylaminosulfonyl (e.g., methylaminosulfonyl, ethylaminosulfonyl, propylaminosulfonyl);
- (14) di C₁₋₆ alkylaminosulfonyl (e.g., dimethylaminosulfonyl, diethylaminosulfonyl, dipropylaminosulfonyl);
- (15) carbamoyl;
- (16) C₁₋₆ alkylamino-carbonyl (e.g., methylaminocarbonyl, ethylaminocarbonyl, propylaminocarbonyl);
- (17) di C₁₋₆ alkylamino-carbonyl (e.g., dimethylaminocarbonyl, diethylaminocarbonyl, dipropylaminocarbonyl);
- (18) formyl;
- (19) C₁₋₆ alkyl-carbonyl (e.g., acetyl, ethylcarbonyl, propylcarbonyl, isopropylcarbonyl);
- (20) C₂₋₆ alkenyl-carbonyl (e.g., ethenylcarbonyl, propenylcarbonyl, butenylcarbonyl, pentenylcarbonyl, hexenylcarbonyl);
- (21) C₂₋₆ alkynyl-carbonyl (e.g., ethynylcarbonyl, propynylcarbonyl, butynylcarbonyl, pentynylcarbonyl, hexynylcarbonyl);
- (22) C₃₋₈ cycloalkyl-carbonyl (e.g., cyclopropylcarbonyl, cyclobutylcarbonyl, cyclopentylcarbonyl, cyclohexylcarbonyl);
- (23) C₃₋₈ cycloalkenyl-carbonyl (e.g., cyclopropenylcarbonyl, cyclobutenylcarbonyl, cyclopentenylcarbonyl, cyclohexenylcarbonyl);
- (24) C₆₋₁₀ aryl-carbonyl (e.g., benzoyl, 1-naphthylcarbonyl, 2-naphthylcarbonyl);
- (25) C₃₋₈ cycloalkyl-C₁₋₆ alkyl-carbonyl (e.g., cyclopropylmethylcarbonyl, cyclopropylethylcarbonyl, cyclobutylmethylcarbonyl, cyclopentylmethylcarbonyl, cyclohexylmethylcarbonyl, cyclohexylethylcarbonyl);
- (26) C₃₋₈ cycloalkenyl-C₁₋₆ alkyl-carbonyl (e.g., cyclopentenylmethylcarbonyl, cyclohexenylmethylcarbonyl, cyclohexenylethylcarbonyl, cyclohexenylpropylcarbonyl);
- (27) C₆₋₁₀ aryl-C₁₋₆ alkyl-carbonyl (e.g., benzylcarbonyl, phenylethylcarbonyl);
- (28) 5- or 6-membered monocyclic aromatic heterocyclylcarbonyl (e.g., furylcarbonyl, thienylcarbonyl, pyrrolylcarbonyl, oxazolylcarbonyl, isooxazolylcarbonyl, thiazolylcarbonyl, isothiazolylcarbonyl, imidazolylcarbonyl, pyridylcarbonyl, pyrazolylcarbonyl);
- (29) 8- to 12-membered condensed aromatic heterocyclylcarbonyl (e.g., benzofurylcarbonyl, isobenzofurylcarbonyl, benzothienylcarbonyl, isobenzothienylcarbonyl, indolylcarbonyl, isoindolylcarbonyl, indazolylcarbonyl, benzimidazolylcarbonyl, benzoxazolylcarbonyl);
- (30) 3- to 8-membered monocyclic non-aromatic heterocyclylcarbonyl (e.g., oxiranylcarbonyl, azetidylcarbonyl, oxetanylcarbonyl, thietanylcarbonyl, pyrrolidinylcarbonyl, tetrahydrofurylcarbonyl, thioranylcarbonyl, piperidinylcarbonyl);
- (31) C₁₋₆ alkylsulfonyl (e.g., methylsulfonyl, ethylsulfonyl);
- (32) C₂₋₆ alkenylsulfonyl (e.g., ethenylsulfonyl, propenylsulfonyl);
- (33) C₂₋₆ alkynylsulfonyl (e.g., ethynylsulfonyl, propynylsulfonyl);
- (34) C₃₋₈ cycloalkylsulfonyl (e.g., cyclopropylsulfonyl, cyclobutylsulfonyl);
- (35) C₃₋₈ cycloalkenylsulfonyl (e.g., cyclopropenylsulfonyl, cyclobutenylsulfonyl);
- (36) C₆₋₁₀ arylsulfonyl (e.g., phenylsulfonyl);
- (37) C₃₋₈ cycloalkyl-C₁₋₆ alkylsulfonyl (e.g., cyclopropylmethylsulfonyl);
- (38) C₃₋₈ cycloalkenyl-C₁₋₆ alkylsulfonyl (e.g., cyclopentenylmethylsulfonyl);
- (39) C₆₋₁₀ aryl-C₁₋₆ alkylsulfonyl (e.g., benzylsulfonyl);
- (40) 5- or 6-membered monocyclic aromatic heterocyclylsulfonyl (e.g., furylsulfonyl, thienylsulfonyl, pyridylsulfonyl);
- (41) 8- to 12-membered condensed aromatic heterocyclylsulfonyl (e.g., benzofurylsulfonyl, isobenzofurylsulfonyl);
- (42) 3- to 8-membered monocyclic non-aromatic heterocyclylsulfonyl (e.g., oxiranylsulfonyl, azetidylsulfonyl);
- (43) amino;

- (44) mono C₁₋₆ alkylamino;
 (45) di C₁₋₆ alkylamino;
 (46) mono(C₁₋₆ alkyl-carbonyl)amino optionally having 1 to 3 halogen atoms (e.g., acetylamino, ethylcarbonylamino, propylcarbonylamino, tert-butylcarbonylamino);
 5 (47) mono (C₃₋₈ cycloalkyl-carbonyl) amino (e.g., cyclopropylcarbonylamino, cyclobutylcarbonylamino, cyclopentylcarbonylamino, cyclohexylcarbonylamino);
 (48) mono (C₆₋₁₀ aryl-carbonyl) amino optionally having 1 to 3 halogen atoms (e.g., benzoylamino);
 (49) mono(5- or 6-membered monocyclic aromatic heterocyclylcarbonyl)amino (e.g., furylcarbonylamino, thienylcarbonylamino, pyrrolylcarbonylamino, oxazolylcarbonylamino, isooxazolylcarbonylamino, thiazolylcarbonylamino, isothiazolylcarbonylamino, imidazolylcarbonylamino, pyridylcarbonylamino, pyrazolylcarbonylamino);
 10 (50) mono(8- to 12-membered condensed aromatic heterocyclylcarbonyl)amino (e.g., benzofurylcarbonylamino, isobenzofurylcarbonylamino, benzothienylcarbonylamino, isobenzothienylcarbonylamino);
 (51) mono(3- to 8-membered monocyclic non-aromatic heterocyclyl-carbonyl)amino (e.g., oxiranylcarbonylamino, azetidiny carbonylamino, oxetanylcarbonylamino);
 15 (52) thiol;
 (53) C₁₋₆ alkylsulfanyl (e.g., methylsulfanyl, ethylsulfanyl);
 (54) C₂₋₆ alkenylsulfanyl (e.g., ethenylsulfanyl, propenylsulfanyl);
 (55) C₂₋₆ alkynylsulfanyl (e.g., ethynylsulfanyl, propynylsulfanyl);
 (56) C₃₋₈ cycloalkylsulfanyl (e.g., cyclopropylsulfanyl, cyclobutylsulfanyl);
 20 (57) C₃₋₈ cycloalkenylsulfanyl (e.g., cyclopropenylsulfanyl, cyclobutenylsulfanyl);
 (58) C₆₋₁₀ arylsulfanyl (e.g., phenylsulfanyl);
 (59) C₃₋₈ cycloalkyl-C₁₋₆ alkylsulfanyl (e.g., cyclopropylmethylsulfanyl);
 (60) C₃₋₈ cycloalkenyl-C₁₋₆ alkylsulfanyl (e.g., cyclopentenylmethylsulfanyl);
 (61) 5- or 6-membered monocyclic aromatic heterocyclic group (e.g., furyl, thienyl, pyrrolyl, oxazolyl, isoxazolyl, thiazolyl, isothiazolyl, imidazolyl, pyridyl, pyrazolyl);
 25 (62) 8- to 12-membered condensed aromatic heterocyclic group (e.g., benzofuryl, isobenzofuryl, benzothienyl, isobenzothienyl, indolyl, isoindolyl, indazolyl, benzimidazolyl, benzoxazolyl);
 (63) a 3- to 8-membered monocyclic nonaromatic heterocyclic group (e.g., oxiranyl, azetidiny, oxetanyl, thietanyl, pyrrolidiny, tetrahydrofuryl, thioranyl, piperidiny, piperaziny) optionally having 1 to 3 C₁₋₆ alkyl;
 30 (64) 5- or 6-membered monocyclic aromatic heterocyclyloxy (e.g., furyloxy, thienyloxy, pyrrolyloxy, oxazolyloxy, isooxazolyloxy, thiazolyloxy, isothiazolyloxy, imidazolyloxy, pyridyloxy, pyrazolyloxy);
 (65) 8- to 12-membered condensed aromatic heterocyclyloxy (e.g., benzofuryloxy, isobenzofuryloxy, benzothienyloxy, isobenzothienyloxy, indolyloxy, isoindolyloxy, indazolyloxy, benzimidazolyloxy, benzoxazolyloxy);
 (66) 3- to 8-membered monocyclic non-aromatic heterocyclyloxy (e.g., oxiranyloxy, azetidinyloxy, oxetanyloxy, thietanyloxy, pyrrolidinyloxy, tetrahydrofuryloxy, thioranyloxy, piperidinyloxy);
 35 (67) C₁₋₆ alkylsulfinyl (e.g., methylsulfinyl, ethylsulfinyl);
 (68) C₂₋₆ alkenylsulfinyl (e.g., ethenylsulfinyl, propenylsulfinyl);
 (69) C₂₋₆ alkynylsulfinyl (e.g., ethynylsulfinyl, propynylsulfinyl);
 (70) C₃₋₈ cycloalkylsulfinyl (e.g., cyclopropylsulfinyl, cyclobutylsulfinyl);
 40 (71) C₃₋₈ cycloalkenylsulfinyl (e.g., cyclopropenylsulfinyl, cyclobutenylsulfinyl);
 (72) C₆₋₁₀ arylsulfinyl (e.g., phenylsulfinyl);
 (73) C₃₋₈ cycloalkyl-C₁₋₆ alkylsulfinyl (e.g., cyclopropylmethylsulfinyl);
 (74) C₃₋₈ cycloalkenyl-C₁₋₆ alkylsulfinyl (e.g., cyclopentenylmethylsulfinyl);
 (75) C₁₋₆ alkylamino-thiocarbonyl (e.g., methylaminothiocarbonyl, ethylaminothiocarbonyl, propylaminothiocarbonyl);
 45 (76) di C₁₋₆ alkylaminothiocarbonyl (e.g., dimethylaminothiocarbonyl, diethylaminothiocarbonyl, dipropylaminothiocarbonyl);
 (77) carboxy;
 (78) C₁₋₆ alkoxy-carbonyl;
 50 (79) C₂₋₆ alkenyloxy-carbonyl (e.g., ethenyloxy carbonyl, propenyloxy carbonyl, butenyloxy carbonyl, pentenyloxy carbonyl, hexenyloxy carbonyl);
 (80) C₂₋₆ alkynyloxy-carbonyl (e.g., ethynyloxy carbonyl, propynyloxy carbonyl, butynyloxy carbonyl, pentynyloxy carbonyl, hexynyloxy carbonyl);
 (81) C₃₋₈ cycloalkyloxy-carbonyl (e.g., cyclopropyloxy carbonyl, cyclobutyloxy carbonyl, cyclopentyloxy carbonyl, cyclohexyloxy carbonyl);
 55 (82) C₃₋₈ cycloalkenyloxy-carbonyl (e.g., cyclopropenyloxy carbonyl, cyclobutenyloxy carbonyl, cyclopentenyl oxy carbonyl, cyclohexenyloxy carbonyl);
 (83) C₆₋₁₀ aryloxy-carbonyl (e.g., phenyloxy carbonyl, 1-naphthyloxy carbonyl, 2-naphthyloxy carbonyl);

(84) C₃₋₈ cycloalkyl-C₁₋₆ alkoxy-carbonyl (e.g., cyclopropylmethyloxycarbonyl, cyclopropylethyloxycarbonyl, cyclobutylmethyloxycarbonyl, cyclopentylmethyloxycarbonyl, cyclohexylmethyloxycarbonyl, cyclohexylethyloxycarbonyl);

(85) C₃₋₈ cycloalkenyl-C₁₋₆ alkoxy-carbonyl (e.g., cyclopentenylmethyloxycarbonyl, cyclohexenylmethyloxycarbonyl, cyclohexenylethyloxycarbonyl, cyclohexenylpropyloxycarbonyl); and

(86) C₆₋₁₀ aryl-C₁₋₆ alkoxy-carbonyl (e.g., phenylmethyloxycarbonyl, phenylethyloxycarbonyl).

[0045] The "C₃₋₈ cycloalkyl group" of the "C₃₋₈ cycloalkyl group optionally having substituent(s)" for R¹ optionally has 1 to 5 (preferably 1 to 3) substituents at substitutable positions. Examples of such substituent include substituents selected from

(1) C₁₋₆ alkyl optionally having 1 to 3 substituents selected from a halogen atom and cyano;

(2) oxo; and

(3) the aforementioned substituent group A. When plural substituents are present, respective substituents may be the same or different.

[0046] Examples of the "heterocyclic group" of the "heterocyclic group optionally having substituent(s)" for R¹ include an aromatic heterocyclic group (e.g., 5- to 7-membered (preferably 5- or 6-membered) monocyclic aromatic heterocyclic group, 8- to 12-membered condensed aromatic heterocyclic group), and a nonaromatic heterocyclic group (e.g., a 3- to 8-membered (preferably 5- or 6-membered) monocyclic nonaromatic heterocyclic group, a 8- to 12-membered condensed nonaromatic heterocyclic group).

[0047] The "heterocyclic group" of the "heterocyclic group optionally having substituent(s)" for R¹ optionally has 1 to 5 (preferably 1 to 3) substituents at substitutable positions.

[0048] When the "heterocyclic group" is an aromatic heterocyclic group, examples of such substituent include substituents selected from

(1) C₁₋₆ alkyl optionally having 1 to 3 substituents selected from a halogen atom and cyano; and

(2) the aforementioned substituent group A. When plural substituents are present, respective substituents may be the same or different.

[0049] When the "heterocyclic group" is a nonaromatic heterocyclic group, examples of such substituent include substituents selected from

(1) C₁₋₆ alkyl optionally having 1 to 3 substituents selected from a halogen atom and cyano;

(2) oxo; and

(3) the aforementioned substituent group A. When plural substituents are present, respective substituents may be the same or different.

[0050] R¹ is preferably

(1) a C₁₋₆ alkyl group (particularly, methyl) optionally having substituent(s),

(2) a C₃₋₈ cycloalkyl group (particularly, cyclopropyl) optionally having substituent(s), or

(3) a 3- to 8-membered monocyclic nonaromatic heterocyclic group (particularly, piperazinyl) optionally having substituent(s),

more preferably,

(1) a C₁₋₆ alkyl group (particularly, methyl) optionally having substituent(s), or

(2) a C₃₋₈ cycloalkyl group (particularly, cyclopropyl) optionally having substituent(s),

still more preferably,

(1) a C₁₋₆ alkyl group (particularly, methyl) optionally having one 3- to 8-membered (preferably 5- or 6-membered) monocyclic nonaromatic heterocyclic group (particularly, piperazinyl) optionally having 1 to 3 C₁₋₆ alkyl groups (particularly, methyl); or

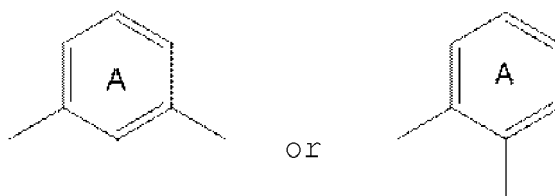
(2) a C₃₋₈ cycloalkyl group (particularly, cyclopropyl).

[0051] In the formula (I), X is -O- or -NR²- wherein R² is a hydrogen atom or a C₁₋₆ alkyl group.

[0052] When X is -NR²-, R² is preferably a hydrogen atom or methyl.

[0053] X is preferably -O-, -NH- or -N(CH₃)-, more preferably, -O-.

[0054] In the formula (I), Y is



wherein ring A is a benzene ring which is optionally further substituted.

[0055] The benzene ring of the "benzene ring which is optionally further substituted" for ring A optionally further has, besides -X- group and -Z- group, 1 to 4 (preferably 1 to 3, more preferably 1) substituents at substitutable positions. Examples of such substituent include substituents selected from

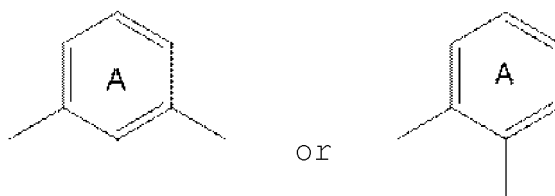
- (1) C₁₋₆ alkyl optionally having 1 to 3 substituents selected from a halogen atom and cyano; and
- (2) the aforementioned substituent group A. When plural substituents are present, respective substituents may be the same or different.

[0056] Ring A is preferably a benzene ring optionally having 1 to 3 (preferably 1 or 2) substituents selected from

- (1) C₁₋₆ alkyl (particularly, methyl), and
- (2) a halogen atom (particularly, fluorine atom, chlorine atom),

more preferably, a benzene ring optionally having 1 to 3 (preferably 1 or 2) halogen atoms (particularly, fluorine atom, chlorine atom).

[0057] Y is preferably



wherein ring A is a benzene ring optionally having 1 to 3 (preferably 1 or 2) substituents selected from

- (1) C₁₋₆ alkyl (particularly, methyl), and
- (2) a halogen atom (particularly, fluorine atom, chlorine atom)

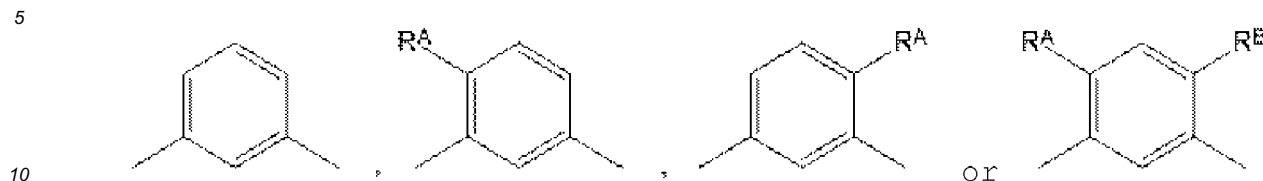
preferably, a benzene ring optionally having 1 to 3 (preferably 1 or 2) halogen atoms (particularly, fluorine atom, chlorine atom),
more preferably,



wherein ring A is a benzene ring optionally having 1 to 3 (preferably 1 or 2) substituents selected from

- (1) C₁₋₆ alkyl (particularly, methyl), and
- (2) a halogen atom (particularly, fluorine atom, chlorine atom),

preferably, a benzene ring optionally having 1 to 3 (preferably 1 or 2) halogen atoms (particularly, fluorine atom, chlorine atom),
more preferably,



wherein R^A and R^B are each independently a halogen atom (particularly, fluorine atom, chlorine atom).

[0058] In the formula (I), Z is a group represented by

- 15
- (1) $-NR^3CO-$,
 - (2) $-NR^3CO-W^1-$,
 - (3) $-NR^3CO-W^1-O-$,
 - (4) $-NR^3CO-W^1-O-W^2-$,
 - (5) $-NR^3CO-W^1-S-$,
 - 20 (6) $-NR^3CO-W^1-NR^4-$,
 - (7) $-NR^3COO-$,
 - (8) $-NR^3CO-CO-$,
 - (9) $-NR^3CONR^4-$,
 - (10) $-NR^3CONR^4-W^1-$,
 - 25 (11) $-NR^3CONR^4-W^1-O-$, or
 - (12) $-CONR^3-$

wherein R^3 and R^4 are each independently a hydrogen atom or a C_{1-6} alkyl group, W^1 and W^2 are each independently a C_{1-6} alkylene group optionally having substituent(s), a C_{2-6} alkenylene group optionally having substituent(s), a C_{2-6} alkynylene group optionally having substituent(s), or a C_{3-6} cycloalkylene group optionally having substituent(s).

[0059] The " C_{1-6} alkylene group" of the " C_{1-6} alkylene group optionally having substituent(s)" for W^1 or W^2 optionally has 1 to 5 (preferably 1 to 3) substituents at substitutable positions. Examples of such substituent include substituents selected from the aforementioned substituent group A. When plural substituents are present, respective substituents may be the same or different.

[0060] The " C_{2-6} alkenylene group" of the " C_{2-6} alkenylene group optionally having substituent(s)" for W^1 or W^2 optionally has 1 to 5 (preferably 1 to 3) substituents at substitutable positions. Examples of such substituent include substituents selected from the aforementioned substituent group A. When plural substituents are present, respective substituents may be the same or different.

[0061] The " C_{2-6} alkynylene group" of the " C_{2-6} alkynylene group optionally having substituent(s)" for W^1 or W^2 optionally has 1 to 5 (preferably 1 to 3) substituents at substitutable positions. Examples of such substituent include substituents selected from the aforementioned substituent group A. When plural substituents are present, respective substituents may be the same or different.

[0062] The " C_{3-6} cycloalkylene group" of the " C_{3-6} cycloalkylene group optionally having substituent(s)" for W^1 or W^2 optionally has 1 to 5 (preferably 1 to 3) substituents at substitutable positions. Examples of such substituent include substituents selected from

- (1) C_{1-6} alkyl optionally having 1 to 3 substituents selected from a halogen atom and cyano;
- (2) oxo; and
- (3) the aforementioned substituent group A. When plural substituents are present, respective substituents may be the same or different.

[0063] In a preferable embodiment, Z is

- (1) $-NR^3CO-$;
- (2) $-NR^3CO-W^1-$;
- (3) $-NR^3CONR^4-$; or
- (4) $-CONR^3-$

wherein each symbol is as defined above.

[0064] In a more preferable embodiment, Z is

- (1) -NHCO-;
- (2) -NHCO-W^{1b}-
wherein W^{1b} is a C₁₋₆ alkylene group (particularly, -CH₂-, -CH(CH₃)₂-);
- (3) -NHCONH-; or
- (4) -CONH-.

[0065] In a more preferable embodiment, Z is

- (1) -NHCO-;
- (2) -NHCO-CH₂-;
- (3) -NHCONH-; or
- (4) -CONH-.

In a still more preferable embodiment, Z is

- (1) -NHCO-;
- (2) -NHCO-CH(CH₃)₂-;
- (3) -NHCONH-; or
- (4) -CONH-.

[0066] In the formula (I), R⁵ is a 5- or 6-membered ring group optionally having substituent(s).

[0067] Examples of the "5- or 6-membered ring group" of the "5- or 6-membered ring group optionally having substituent(s)" for R⁵ include

- (1) cyclopentyl,
- (2) cyclohexyl,
- (3) cyclopentenyl (e.g., 2-cyclopenten-1-yl, 3-cyclopenten-1-yl),
- (4) cyclohexenyl (e.g., 2-cyclohexen-1-yl, 3-cyclohexen-1-yl),
- (5) phenyl,
- (6) a 5- or 6-membered monocyclic aromatic heterocyclic group (e.g., furyl, thienyl, pyridyl, pyrimidinyl, pyridazinyl, pyrazinyl, pyrrolyl, imidazolyl, pyrazolyl, thiazolyl, isothiazolyl, oxazolyl, isoxazolyl, oxadiazolyl, thiadiazolyl, triazolyl, tetrazolyl, triazinyl),
- (7) a 5- or 6-membered monocyclic nonaromatic heterocyclic group (e.g., pyrrolidinyl, piperidinyl, morpholinyl, thiomorpholinyl, piperazinyl, oxazolidinyl, thiazolidinyl, dihydrothiopyranyl, imidazolidinyl, oxazolinyl, thiazolinyl, imidazoliny, dioxolyl, dioxolanyl, dihydrooxadiazolyl, pyranyl, tetrahydropyranyl, thiopyranyl, tetrahydrothiopyranyl, 1-oxidotetrahydrothiopyranyl, 1,1-dioxidotetrahydrothiopyranyl, tetrahydrofuryl, pyrazolidinyl, pyrazolinyl, tetrahydropyrimidinyl, dihydrotriazolyl, tetrahydrotriazolyl, dihydropyridyl, tetrahydropyridyl).

[0068] The "5- or 6-membered ring group" of the "5- or 6-membered ring group optionally having substituent(s)" for R⁵ optionally has 1 to 5 (preferably 1 to 3) substituents at substitutable positions.

[0069] When the "5- or 6-membered ring group" is cyclopentenyl, cyclohexenyl, phenyl, or a 5- or 6-membered monocyclic aromatic heterocyclic group, examples of such substituent include substituents selected from

- (1) C₁₋₆ alkyl optionally having 1 to 3 substituents selected from a halogen atom and cyano;
- (2) C₂₋₆ alkynyl; and
- (3) the aforementioned substituent group A. When plural substituents are present, respective substituents may be the same or different.

[0070] When the "5- or 6-membered ring group" is cyclopentyl, cyclohexyl or 5- or 6-membered monocyclic nonaromatic heterocyclic group, examples of such substituent include substituents selected from

- (1) C₁₋₆ alkyl optionally having 1 to 3 substituents selected from a halogen atom and cyano;
- (2) oxo; and
- (3) the aforementioned substituent group A. When plural substituents are present, respective substituents may be

the same or different.

[0071] R⁵ is preferably

- (1) phenyl optionally having substituent(s), or
- (2) a 5- or 6-membered monocyclic aromatic heterocyclic group (particularly, pyrazolyl, pyridyl) optionally having substituent(s),

more preferably,

- (1) phenyl optionally having 1 to 3 substituents selected from

- (a) a halogen atom (particularly, chlorine atom, bromine atom),
- (b) a C₁₋₆ alkyl (particularly, methyl, isopropyl, tert-butyl) optionally having 1 to 3 substituents selected from

- (i) a halogen atom (particularly, fluorine atom), and
- (ii) cyano,

- (c) a C₁₋₆ alkoxy (particularly, methoxy, isopropoxy, tert-butoxy) optionally having 1 to 3 substituents selected from

- (i) a halogen atom (particularly, fluorine atom), and
- (ii) cyano,

- (d) C₃₋₈ cycloalkyl (particularly, cyclopropyl) optionally having 1 to 3 cyano, and
- (e) C₂₋₆ alkynyl (particularly, 1,1-dimethylprop-2-yn-1-yl); or

- (2) a 5- or 6-membered monocyclic aromatic heterocyclic group (particularly, pyrazolyl, pyridyl) optionally having 1 to 3 substituents selected from

- (a) a halogen atom (particularly, bromine atom),
- (b) C₁₋₆ alkyl (particularly, methyl, tert-butyl) optionally having 1 to 3 halogen atoms (particularly, fluorine atom),
- (c) C₃₋₈ cycloalkyl (particularly, cyclopropyl), and
- (d) phenyl.

[0072] In the formula (I), R⁶ is a cyano group.

[0073] A compound wherein R⁶ is a cyano group has high Raf inhibitory activity. A compound wherein R⁶ is a cyano group has high Raf downstream signal (MEK, ERK and the like) phosphorylation suppressive activity in a cell system.

[0074] Specific preferable examples of compound (I) include the following:

Compound (A):

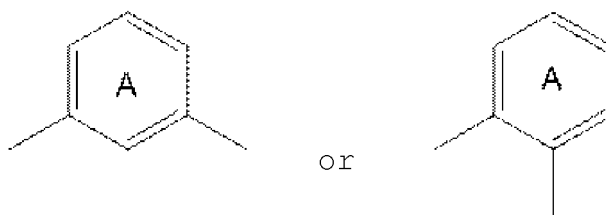
A compound of the formula (I), wherein

R¹ is

- (1) a C₁₋₆ alkyl group (particularly, methyl) optionally having substituent(s),
- (2) a C₃₋₈ cycloalkyl group (particularly, cyclopropyl) optionally having substituent(s), or
- (3) a 3- to 8-membered (preferably 5- or 6-membered) monocyclic nonaromatic heterocyclic group (particularly, piperazinyl) optionally having substituent(s);

X is -O-, -NH- or -N(CH₃)-;

Y is



wherein ring A is a benzene ring optionally having 1 to 3 (preferably 1 or 2) substituents selected from

- (1) C₁₋₆ alkyl (particularly, methyl), and
- (2) a halogen atom (particularly, fluorine atom, chlorine atom)

preferably a benzene ring optionally having 1 to 3 (preferably 1 or 2) halogen atoms (particularly, fluorine atom, chlorine atom);

Z is

- (1) -NR³CO-;
- (2) -NR³CO-W¹-;
- (3) -NR³CONR⁴-; or
- (4) -CONR³-

wherein each symbol is as defined above;

R⁵ is

- (1) phenyl optionally having substituent(s), or
- (2) a 5- or 6-membered monocyclic aromatic heterocyclic group (particularly, pyrazolyl, pyridyl) optionally having substituent(s);

R⁶ is a cyano group,
or a salt thereof.

Compound (B):

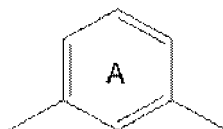
A compound of the formula (I), wherein

R¹ is

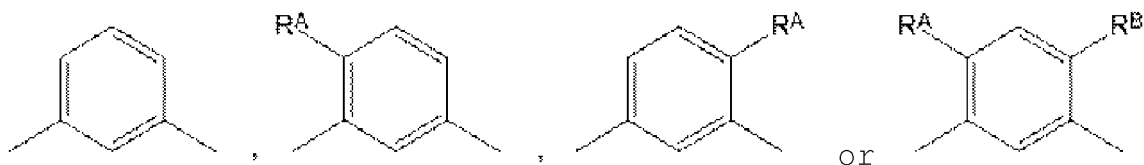
- (1) a C₁₋₆ alkyl group (particularly, methyl) optionally having one 3- to 8-membered (preferably 5- or 6-membered) monocyclic nonaromatic heterocyclic group (particularly, piperazinyl) optionally having 1 to 3 C₁₋₆ alkyl groups (particularly, methyl); or
- (2) a C₃₋₈ cycloalkyl group (particularly, cyclopropyl) ;

X is -O-;

Y is



wherein ring A is a benzene ring optionally having 1 to 3 (preferably 1 or 2) substituents selected from (1) C₁₋₆ alkyl (particularly, methyl), and (2) a halogen atom (particularly, fluorine atom, chlorine atom),
preferably, a benzene ring optionally having 1 to 3 (preferably 1 or 2) halogen atoms (particularly, fluorine atom, chlorine atom),
preferably,
Y is



wherein R^A and R^B are each independently a halogen atom (particularly, fluorine atom, chlorine atom);
Z is

- 15
- (1) -NHCO-;
 - (2) -NHCO- W^{1b} -
wherein W^{1b} is a C_{1-6} alkylene group (particularly, -CH₂-, -CH(CH₃)₂-);
 - (3) -NHCONH-; or
 - (4) -CONH-;

R^5 is

- 20
- (1) phenyl optionally having 1 to 3 substituents selected from

- (a) a halogen atom (particularly, chlorine atom, bromine atom),
- (b) a C_{1-6} alkyl (particularly, methyl, isopropyl, tert-butyl) optionally having 1 to 3 substituents selected from

- 25
- (i) a halogen atom (particularly, fluorine atom), and
 - (ii) cyano,

- (c) a C_{1-6} alkoxy (particularly, methoxy, isopropoxy, tert-butoxy) optionally having 1 to 3 substituents selected from

- 30
- (i) a halogen atom (particularly, fluorine atom), and
 - (ii) cyano,

- (d) C_{3-8} cycloalkyl optionally having 1 to 3 cyano (particularly, cyclopropyl), and
- (e) C_{2-6} alkynyl (particularly, 1,1-dimethylprop-2-yn-1-yl); or

- 35
- (2) a 5- or 6-membered monocyclic aromatic heterocyclic group (particularly, pyrazolyl, pyridyl) optionally having 1 to 3 substituents selected from

- 40
- (a) a halogen atom (particularly, bromine atom),
 - (b) C_{1-6} alkyl (particularly, methyl, tert-butyl) optionally having 1 to 3 halogen atoms (particularly, fluorine atom),
 - (c) C_{3-8} cycloalkyl (particularly, cyclopropyl), and
 - (d) phenyl;

45 R^6 is a cyano group,
or a salt thereof.

Compound (C):

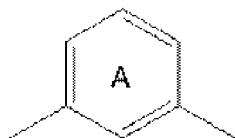
A compound of the formula (I) wherein

R^1 is

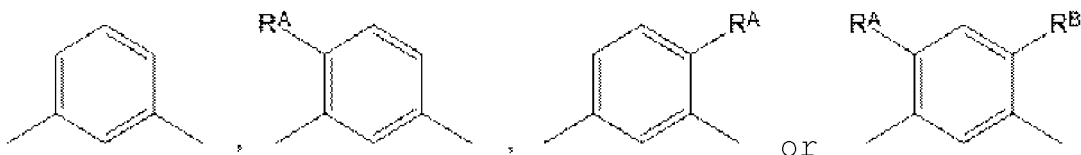
- 50
- (1) a C_{1-6} alkyl group (particularly, methyl) optionally having one 3- to 8-membered (preferably 5- or 6-membered) monocyclic nonaromatic heterocyclic group (particularly, piperazinyl) optionally having 1 to 3 C_{1-6} alkyl groups (particularly, methyl); or
 - (2) a C_{3-8} cycloalkyl group (particularly, cyclopropyl);

55 X is -O-;

Y is



wherein ring A is a benzene ring optionally having 1 to 3 (preferably 1 or 2) substituents selected from (1) C₁₋₆ alkyl (particularly, methyl), and (2) a halogen atom (particularly, fluorine atom, chlorine atom), preferably, a benzene ring optionally having 1 to 3 (preferably 1 or 2) halogen atoms (particularly, fluorine atom, chlorine atom), preferably,
Y is



wherein R^A and R^B are each independently a halogen atom (particularly, fluorine atom, chlorine atom);
Z is

- (1) -NHCO-;
- (2) -NHCO-CH₂-;
- (3) -NHCONH-; or
- (4) -CONH-;

R⁵ is

(1) phenyl optionally having 1 to 3 substituents selected from

- (a) a halogen atom (particularly, chlorine atom, bromine atom),
- (b) a C₁₋₆ alkyl (particularly, methyl, isopropyl, tert-butyl) optionally having 1 to 3 substituents selected from

- (i) a halogen atom (particularly, fluorine atom), and
- (ii) cyano,

(c) a C₁₋₆ alkoxy (particularly, methoxy, isopropoxy, tert-butoxy) optionally having 1 to 3 substituents selected from

- (i) a halogen atom (particularly, fluorine atom), and
- (ii) cyano,

(d) C₃₋₈ cycloalkyl (particularly, cyclopropyl) optionally having 1 to 3 cyano, and

(e) C₂₋₆ alkynyl (particularly, 1,1-dimethylprop-2-yn-1-yl); or

(2) a 5- or 6-membered monocyclic aromatic heterocyclic group (particularly, pyrazolyl, pyridyl; especially, pyrazolyl) optionally having 1 to 3 substituents selected from

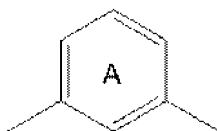
- (a) a halogen atom (particularly, bromine atom),
- (b) C₁₋₆ alkyl (particularly, methyl, tert-butyl) optionally having 1 to 3 halogen atoms (particularly, fluorine atom),
- (c) C₃₋₈ cycloalkyl (particularly, cyclopropyl), and
- (d) phenyl;

R⁶ is a cyano group,
or a salt thereof.
Compound (D):

A compound of the formula (I) wherein
R¹ is

- (1) a C₁₋₆ alkyl group (particularly, methyl) optionally having one 3- to 8-membered (preferably 5- or 6-membered) monocyclic nonaromatic heterocyclic group (particularly, piperazinyl) optionally having 1 to 3 C₁₋₆ alkyl groups (particularly, methyl); or
- (2) a C₃₋₈ cycloalkyl group (particularly, cyclopropyl);

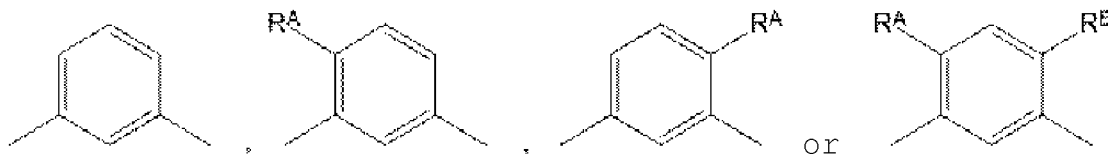
X is -O-;
Y is



wherein ring A is a benzene ring optionally having 1 to 3 (preferably 1 or 2) substituents selected from

- (1) C₁₋₆ alkyl (particularly, methyl), and
- (2) a halogen atom (particularly, fluorine atom, chlorine atom)

preferably, a benzene ring optionally having 1 to 3 (preferably 1 or 2) halogen atoms (particularly, fluorine atom, chlorine atom),
preferably,
Y is



wherein R^A and R^B are each independently a halogen atom (particularly, fluorine atom, chlorine atom);
Z is

- (1) -NHCO-;
- (2) -NHCO-CH₂-;
- (3) -NHCONH-; or
- (4) -CONH-;

R⁵ is

- (1) phenyl optionally having 1 to 3 substituents selected from

- (a) a halogen atom (particularly, chlorine atom, bromine atom),
- (b) a C₁₋₆ alkyl (particularly, methyl, isopropyl, tert-butyl) optionally having 1 to 3 substituents selected from

- (i) a halogen atom (particularly, fluorine atom), and
- (ii) cyano,

- (c) a C₁₋₆ alkoxy (particularly, methoxy, isopropoxy, tert-butoxy) optionally having 1 to 3 substituents selected from

- (i) a halogen atom (particularly, fluorine atom), and
- (ii) cyano,

- (d) C₃₋₈ cycloalkyl (particularly, cyclopropyl) optionally having 1 to 3 cyano, and

(e) C₂₋₆ alkynyl (particularly, 1,1-dimethylprop-2-yn-1-yl); or

(2) a 5- or 6-membered monocyclic aromatic heterocyclic group (particularly, pyrazolyl, pyridyl; especially, pyrazolyl) optionally having 1 to 3 substituents selected from

- (a) a halogen atom (particularly, bromine atom),
- (b) C₁₋₆ alkyl (particularly, methyl, tert-butyl) optionally having 1 to 3 halogen atoms (particularly, fluorine atom),
- (c) C₃₋₈ cycloalkyl (particularly, cyclopropyl), and
- (d) phenyl;

R⁶ is a cyano group,
or a salt thereof.

Compound (E):

2-chloro-N-[3-({7-cyano-2-[(cyclopropylcarbonyl)amino]-1,3-benzothiazol-6-yl}oxy)phenyl]-3-(1-cyano-1-methylethyl)benzamide (Example 3),
N-{7-cyano-6-[4-fluoro-3-({4-(trifluoromethyl)phenyl}carbamoyl)amino]phenoxy}-1,3-benzothiazol-2-yl}cyclopropanecarboxamide (Example 32),
N-{7-cyano-6-[3-({3-(trifluoromethyl)phenyl}acetyl)amino]phenoxy}-1,3-benzothiazol-2-yl}cyclopropanecarboxamide (Example 50),
N-{7-cyano-6-[3-({6-(trifluoromethyl)pyridin-3-yl}carbamoyl)amino]phenoxy}-1,3-benzothiazol-2-yl}cyclopropanecarboxamide (Example 51),
N-{7-cyano-6-[4-fluoro-3-({3-(trifluoromethyl)phenyl}acetyl)amino]phenoxy}-1,3-benzothiazol-2-yl}cyclopropanecarboxamide (Example 53), or a salt thereof.

Compound (F):

2-chloro-N-[3-({7-cyano-2-[(cyclopropylcarbonyl)amino]-1,3-benzothiazol-6-yl}oxy)phenyl]-3-(1-cyano-1-methylethyl)benzamide (Example 3),
N-{7-cyano-6-[4-fluoro-3-({4-(trifluoromethyl)phenyl}carbamoyl)amino]phenoxy}-1,3-benzothiazol-2-yl}cyclopropanecarboxamide (Example 32),
N-{7-cyano-6-[3-({3-(trifluoromethyl)phenyl}acetyl)amino]phenoxy}-1,3-benzothiazol-2-yl}cyclopropanecarboxamide (Example 50),
N-{7-cyano-6-[3-({6-(trifluoromethyl)pyridin-3-yl}carbamoyl)amino]phenoxy}-1,3-benzothiazol-2-yl}cyclopropanecarboxamide (Example 51),
N-{7-cyano-6-[4-fluoro-3-({3-(trifluoromethyl)phenyl}acetyl)amino]phenoxy}-1,3-benzothiazol-2-yl}cyclopropanecarboxamide (Example 53).

[0075] When compound (I) is a salt, examples of such salt include metal salt, ammonium salt, a salt with organic base, a salt with inorganic acid, a salt with organic acid, a salt with basic or acidic amino acid. Preferable examples of the metal salt include alkali metal salt such as sodium salt, potassium salt; alkaline earth metal salt such as calcium salt, magnesium salt, barium salt; aluminum salt. Preferable examples of the salt with organic base include a salt with trimethylamine, triethylamine, pyridine, picoline, 2,6-lutidine, ethanolamine, diethanolamine, triethanolamine, cyclohexylamine, dicyclohexylamine, N,N'-dibenzylethylenediamine. Preferable examples of the salt with inorganic acid include a salt with hydrochloric acid, hydrobromic acid, nitric acid, sulfuric acid, phosphoric acid. Preferable examples of the salt with organic acid include a salt with formic acid, acetic acid, trifluoroacetic acid, phthalic acid, fumaric acid, oxalic acid, tartaric acid, maleic acid, citric acid, succinic acid, malic acid, methanesulfonic acid, benzenesulfonic acid, p-toluenesulfonic acid. Preferable examples of the salt with basic amino acid include a salt with arginine, lysine, ornithine, and preferable examples of the salt with acidic amino acid include a salt with aspartic acid, glutamic acid.

[0076] Of these, a pharmaceutically acceptable salt is preferable. For example, when a compound has an acidic functional group, an inorganic salt such as alkali metal salt (e.g., sodium salt, potassium salt etc.), alkaline earth metal salt (e.g., calcium salt, magnesium salt etc.), ammonium salt etc., and when a compound has a basic functional group, for example, a salt with inorganic acid such as hydrochloric acid, hydrobromic acid, nitric acid, sulfuric acid, phosphoric acid, or a salt with organic acid such as acetic acid, phthalic acid, fumaric acid, oxalic acid, tartaric acid, maleic acid, citric acid, succinic acid, methanesulfonic acid, benzenesulfonic acid, p-toluenesulfonic acid can be mentioned.

[0077] The production methods of compound (I) are described in the following.

[0078] In the following reactions, each of the compounds and synthetic intermediates to be used as starting materials

may be a salt. Examples of such salt include those exemplified as the salts for compound (I).

[0079] In the following reactions, the resultant product may be used as a reaction mixture or a crude product for the next reaction. Alternatively, it may be isolated from a reaction mixture by a separation means known per se (e.g., recrystallization, distillation, chromatography), and used for the next reaction.

[0080] In the following reactions, unless otherwise specified, alkylation reaction, hydrolysis, amination reaction, amidation reaction, esterification reaction, etherification reaction, oxidation reaction, reduction reaction, acylation reaction, ureation reaction, aryl coupling reaction are performed according to methods known per se (e.g., the method described in ORGANIC FUNCTIONAL GROUP PREPARATIONS, 2nd edition, ACADEMIC PRESS, INC., 1989; the method described in Comprehensive Organic Transformations, VCH Publishers Inc., 1989).

[0081] In the following reactions, an intramolecular functional group of the obtained compound can also be converted to an object functional group by combining chemical reactions known per se. Examples of such chemical reaction include alkylation reaction, hydrolysis, amination reaction, amidation reaction, esterification reaction, etherification reaction, oxidation reaction, reduction reaction, acylation reaction, ureation reaction, aryl coupling reaction, deprotection.

[0082] In the following reactions, when the starting material compound or synthetic intermediate has an amino group, a carboxyl group, a hydroxy group, a carbonyl group or a mercapto group as a substituent, a protecting group generally used in the peptide chemistry may be introduced into these groups, and the object compound can be obtained by removing the protecting group as necessary after the reaction.

[0083] Examples of amino-protecting groups include formyl group, C₁₋₆ alkyl-carbonyl group, C₁₋₆ alkoxy-carbonyl group, benzoyl group, C₇₋₁₀ aralkyl-carbonyl group (e.g., benzylcarbonyl), C₇₋₁₄ aralkyloxy-carbonyl group (e.g., benzyloxycarbonyl, 9-fluorenylmethoxycarbonyl), trityl group, phthaloyl group, N,N-dimethylaminomethylene group, substituted silyl group (e.g., trimethylsilyl, triethylsilyl, dimethylphenylsilyl, tert-butyldimethylsilyl, tert-butyldiethylsilyl), C₂₋₆ alkenyl group (e.g., 1-allyl). These groups optionally have 1 to 3 substituents selected from a halogen atom, a C₁₋₆ alkoxy group and a nitro group.

[0084] Examples of carboxyl-protecting groups include C₁₋₆ alkyl group, C₇₋₁₀ aralkyl group (e.g., benzyl), phenyl group, trityl group, substitution silyl group (e.g., trimethylsilyl, triethylsilyl, dimethylphenylsilyl, tert-butyldimethylsilyl, tert-butyldiethylsilyl), C₂₋₆ alkenyl group (e.g., 1-allyl). These groups optionally have 1 to 3 substituents selected from a halogen atom, a C₁₋₆ alkoxy group and a nitro group.

[0085] Examples of hydroxy-protecting groups include C₁₋₆ alkyl group, phenyl group, trityl group, C₇₋₁₀ aralkyl group (e.g., benzyl), formyl group, C₁₋₆ alkyl-carbonyl group, benzoyl group, C₇₋₁₀ aralkyl-carbonyl group (e.g., benzylcarbonyl), 2-tetrahydropyranyl group, 2-tetrahydrofuranyl group, substituted silyl group (e.g., trimethylsilyl, triethylsilyl, dimethylphenylsilyl, tert-butyldimethylsilyl, tert-butyldiethylsilyl), C₂₋₆ alkenyl group (e.g., 1-allyl) can be mentioned. These groups optionally have 1 to 3 substituents selected from a halogen atom, a C₁₋₆ alkyl group, a C₁₋₆ alkoxy group and a nitro group.

[0086] Examples of carbonyl-protecting groups include cyclic acetal (e.g., 1,3-dioxane), non-cyclic acetal (e.g., di-C₁₋₆ alkylacetal).

[0087] Examples of mercapto-protecting groups include C₁₋₆ alkyl group, phenyl group, trityl group, C₇₋₁₀ aralkyl group (e.g., benzyl), C₁₋₆ alkyl-carbonyl group, benzoyl group, C₇₋₁₀ aralkyl-carbonyl group (e.g., benzylcarbonyl), C₁₋₆ alkoxy-carbonyl group, C₆₋₁₄ aryloxy-carbonyl group (e.g., phenyloxycarbonyl), C₇₋₁₄ aralkyloxy-carbonyl group (e.g., benzyloxycarbonyl, 9-fluorenylmethoxycarbonyl), 2-tetrahydropyranyl group, mono C₁₋₆ alkylamino-carbonyl group (e.g., methylaminocarbonyl, ethylaminocarbonyl). These groups optionally have 1 to 3 substituents selected from a halogen atom, a C₁₋₆ alkyl group, a C₁₋₆ alkoxy group and a nitro group.

[0088] The above-mentioned protecting groups can be removed by a deprotection method known per se (e.g., the method described in Protective Groups in Organic Synthesis, John Wiley and Sons (1980)).

[0089] The abbreviations used in the following reactions are explained.

[0090] Examples of the "halogenated hydrocarbons" as a solvent include dichloromethane, chloroform, carbon tetrachloride, 1,2-dichloroethane.

[0091] Examples of the "aromatic hydrocarbons" as a solvent include benzene, toluene, xylene.

[0092] Examples of the "alcohols" as a solvent include methanol, ethanol, isopropanol, t-butanol, phenol.

[0093] Examples of the "ethers" as a solvent include diethyl ether, tetrahydrofuran, dioxane.

[0094] In the following reactions, base means an inorganic base or an organic base. Examples of such base include sodium hydroxide, potassium hydroxide, sodium carbonate, potassium carbonate, sodium hydrogen carbonate, potassium hydrogen carbonate, cesium carbonate, triethylamine, N-ethyldiisopropylamine, pyridine, N,N-dimethylaminopyridine, sodium methoxide, sodium ethoxide, potassium t-butoxide, sodium hydride, sodium amide, diazabicycloundecene (DBU).

[0095] In the following reactions, examples of the ammonium salt include pyridine hydrochloride, pyridine hydrobromide, pyridine p-toluenesulfonate, quinoline hydrochloride, isoquinoline hydrochloride, pyrimidine hydrochloride, pyrazine hydrochloride, triazine hydrochloride, trimethylamine hydrochloride, triethylamine hydrochloride, N-ethyldiisopropylamine hydrochloride.

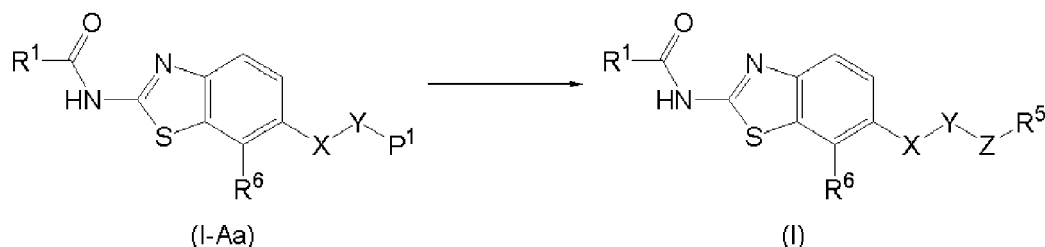
[0096] In the following reactions, examples of the palladium complex include palladium acetate, palladium chloride,

tris(dibenzylideneacetone)dipalladium (0).

[0097] In the following reactions, examples of the phosphine ligand include triphenylphosphine, 2,2'-bis(diphenylphosphino)-1,1'-binaphthyl (BINAP), dicyclohexyl(2',4',6'-triisopropylbiphenyl-2-yl)phosphine (X-phos).

(Production method 1)

[0098]



[0099] wherein P^1 is a functional group convertible to $-Z-R^5$ such as $-NHR^3$, and other symbols are each as defined above.

[0100] In compound (I), a compound wherein Z is a group selected from

- (1) $-NR^3CO-$,
- (2) $-NR^3CO-W^1-$,
- (3) $-NR^3CO-W^1-O-$,
- (4) $-NR^3CO-W^1-O-W^2-$,
- (5) $-NR^3CO-W^1-S-$,
- (6) $-NR^3CO-W^1-NR^4-$,
- (7) $-NR^3COO-$, and
- (8) $-NR^3CO-CO-$

can be produced by subjecting, for example, compound (I-Aa) wherein P^1 is $-NHR^3$ to a conversion reaction such as acylation known per se.

[0101] The acylation reaction can be performed by reacting compound (I-Aa) with carboxylic acid, ester or reactive derivative (e.g., acid halide, acid anhydride, active ester, acid imidazolidine) corresponding to the $-Z-R^5$ moiety of compound (I).

[0102] The amount of carboxylic acid, ester or reactive derivative to be used is generally 1 - 10 equivalents relative to 1 equivalent of compound (I-Aa).

[0103] This reaction can be performed in the presence of a base as necessary.

[0104] The amount of the base to be used is generally 1 - 10 equivalents relative to 1 equivalent of compound (I-Aa).

[0105] In addition, this reaction may be performed in the presence of a condensation agent as necessary. Examples of such condensation agent include carbodiimide condensation reagent (e.g., dicyclohexylcarbodiimide, diisopropylcarbodiimide, 1-ethyl-3-dimethylaminopropylcarbodiimide and hydrochloride thereof), phosphoric acid condensation reagent (e.g., diethyl cyanophosphate, diphenylphosphorylazide), N,N'-carbonyldiimidazole, 2-chloro-1,3-dimethylimidazolium tetrafluoroborate, O-(7-azabenzotriazol-1-yl)-N,N',N'-tetramethyluronium hexafluorophosphate.

[0106] The amount of the condensation agent to be used is generally 0.1 - 10 equivalents relative to 1 equivalent of compound (I-Aa).

[0107] For this reaction, a condensation promoter (e.g., 1-hydroxy-7-azabenzotriazole, 1-hydroxybenzotriazole, N-hydroxysuccinimide, N-hydroxyphthalimide) may be used as necessary.

[0108] The amount of the condensation promoter to be used is generally 0.1 - 10 equivalents relative to 1 equivalent of compound (I-Aa).

[0109] In addition, this reaction can be performed in a solvent as necessary. Examples of such solvent include halogenated hydrocarbons, aromatic hydrocarbons, ethers, acetonitrile, ethyl acetate, N,N-dimethylformamide, N,N-dimethylacetamide, 1-methyl-2-pyrrolidone, pyridine, dimethyl sulfoxide, hexamethylphosphoramide.

[0110] The reaction temperature is generally $-30 - 120^\circ\text{C}$, preferably $0 - 100^\circ\text{C}$.

[0111] The reaction time is generally 0.1 - 30 hr.

[0112] Compound (I-Aa) to be used as a starting material can be produced by the below-mentioned method.

[0113] The carboxylic acid, ester or reactive derivative corresponding to the $-Z-R^5$ moiety of compound (I) may be commercially available, or can be produced by a method known per se.

[0114] In compound (I), a compound wherein Z is a group selected from

- (1) $-\text{NR}^3\text{CONR}^4-$,
- (2) $-\text{NR}^3\text{CONR}^4-\text{W}^1-$, and
- (3) $-\text{NR}^3\text{CONR}^4-\text{W}^1-\text{O}-$

can be produced by subjecting, for example, compound (I-Aa) wherein P^1 is $-\text{NHR}^3$ to a conversion reaction such as ureation known per se.

[0115] This reaction can be performed by reacting compound (I-Aa) with a reactive derivative corresponding to the $-\text{Z}-\text{R}^5$ moiety of compound (I), such as isocyanate, carbamoylchloride, trichloroethyl carbamate.

[0116] The amount of the reactive derivative to be used is generally 1 - 10 equivalents relative to 1 equivalent of compound (I-Aa).

[0117] This reaction may be performed in the presence of a base as necessary.

[0118] The amount of the base to be used is generally 1 - 10 equivalents relative to 1 equivalent of compound (I-Aa).

[0119] In addition, this reaction can be performed in a solvent as necessary. Examples of such solvent include those exemplified for the aforementioned acylation reaction.

[0120] The reaction temperature is generally $-30 - 100^\circ\text{C}$.

[0121] The reaction time is generally 0.1 - 30 hr.

[0122] The reactive derivative corresponding to the $-\text{Z}-\text{R}^5$ moiety of compound (I) to be used as a starting material may be commercially available, or can be produced by a method known per se.

[0123] In addition, compound (I) can be produced, for example, by converting compound (I-Aa) wherein P^1 is $-\text{NHR}^3$ to a reactive intermediate such as carbamoylchloride, carbamoylimidazolidine using a carbonylating agent such as triphosgene, carbodiimidazole, and reacting the reactive intermediate with amine corresponding to the $-\text{Z}-\text{R}^5$ moiety of compound (I).

[0124] The amount of the carbonylating agent to be used is generally 1 - 5 equivalents relative to 1 equivalent of compound (I-Aa).

[0125] The amount of the amine to be used is generally 1 - 10 equivalents relative to 1 equivalent of compound (I-Aa).

[0126] This reaction may be performed in the presence of a base as necessary.

[0127] The amount of the base to be used is generally 1 - 10 equivalents relative to 1 equivalent of compound (I-Aa).

[0128] In addition, this reaction can be performed in a solvent as necessary. Examples of such solvent include those exemplified for the aforementioned acylation reaction.

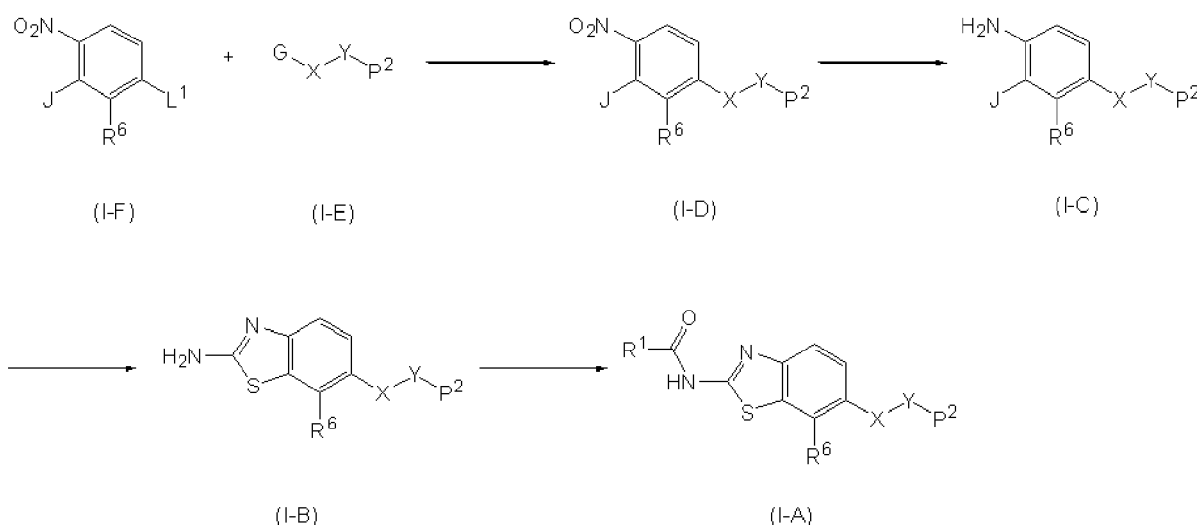
[0129] The reaction temperature is generally $-30 - 100^\circ\text{C}$. The reaction time is generally 0.1 - 30 hr.

[0130] The amine corresponding to the $-\text{Z}-\text{R}^5$ moiety of compound (I) to be used as a starting material may be commercially available, or can be produced by a method known per se.

[0131] Compound (I) and compound (I-Aa) can be produced according to Production method A1, B or C used for producing the following compound (I-A).

(Production method A1)

[0132]



wherein L^1 is a leaving group; G is a hydrogen atom or a metal atom (e.g., alkali metals such as lithium, sodium, potassium, cesium; alkaline earth metals such as magnesium, calcium); P^2 is $-Z-R^5$ or $-P^1$; J is a hydrogen atom, $-SR^7$ or $-SCN$; R^7 is a hydrogen atom or a mercapto-protecting group (e.g., methyl, phenyl, benzyl, t-butyl) and other symbols are each as defined above.

[0133] Examples of the leaving group for L^1 include

- (1) a halogen atom (e.g., fluorine, chlorine, bromine, iodine);
- (2) a group represented by the formula: $-S(O)_kR^8$ wherein k is an integer of 0, 1 or 2; R^8 is a C_{1-4} alkyl group (e.g., methyl, ethyl, propyl, tert-butyl), a C_{6-10} aryl group (e.g., benzyl, phenyl, tolyl); or
- (3) a group represented by the formula: $-OR^8$ wherein R^8 is as defined above.

[0134] Compound (I-A) can be produced by subjecting compound (I-B) to a functional group conversion reaction known per se.

[0135] For example, compound (I-B) is subjected to an acylation reaction known per se using carboxylic acid represented by the formula: R^1-COOH or a reactive derivative thereof (e.g., acid halide, acid anhydride, active ester, acid imidazolide), and the resulting compound is subjected to a functional group conversion reaction known per se as necessary, whereby compound (I-A) can be produced.

[0136] The acylation reaction can be performed in the same manner as in the aforementioned Production method 1.

[0137] The carboxylic acid represented by R^1-COOH and a reactive derivative thereof can be produced by a method known per se.

[0138] Compound (I-B) can be produced from compound (I-C).

[0139] For example, compound (I-C) wherein J is $-SR^7$ is subjected to deprotection known per se to convert J to $-SH$, and reacted with cyanogen bromide or 1,1-di-1H-imidazol-1-ylmethanimine, whereby compound (I-B) can be produced.

[0140] The amount of the cyanogen bromide or 1,1-di-1H-imidazol-1-ylmethanimine to be used is generally, 1 - 10 equivalents, preferably 1 - 5 equivalents, relative to 1 equivalent of compound (I-C).

[0141] This reaction is preferably performed in a solvent. Examples of such solvent include halogenated hydrocarbons, aromatic hydrocarbons, alcohols, ethers, acetone, acetonitrile, ethyl acetate, N,N-dimethylformamide, N,N-dimethylacetamide, 1-methyl-2-pyrrolidone, dimethyl sulfoxide, hexamethylphosphoramide, water or a mixed solvent thereof.

[0142] In addition, this reaction may also be performed in the presence of a base.

[0143] The amount of the base to be used is generally 0.1 - 10 equivalents, preferably 0.1 - 2 equivalents, relative to 1 equivalent of compound (I-C).

[0144] This reaction can be carried out under cooling (generally about -78 to 20°C , preferably about -10 to 10°C), at room temperature or under heating (generally about 40 to 200°C , preferably about 40 to 160°C).

[0145] The reaction time is generally about 1 to 30 hr, preferably about 1 to 20 hr, further preferably about 1 to 10 hr.

[0146] In addition, compound (I-B) can also be produced by reacting compound (I-C) wherein J is $-SCN$ with an acid in a solvent.

[0147] Examples of the acid include hydrochloric acid, acetic acid, sulfuric acid.

[0148] The amount of the acid to be used is 1 - 10 equivalents or a solvent amount in some cases, preferably 1 - 5 equivalents, relative to 1 equivalent of compound (I-C).

[0149] As the solvent, for example, halogenated hydrocarbons, aromatic hydrocarbons, alcohols, ethers, acetone, acetonitrile, ethyl acetate, N,N-dimethylformamide, N,N-dimethylacetamide, 1-methyl-2-pyrrolidone, dimethyl sulfoxide, hexamethylphosphoramide, water, acetic acid or a mixed solvent thereof can be used.

[0150] This reaction can be carried out under cooling (generally about -78 to 20°C , preferably about -10 to 10°C), at room temperature or under heating (generally about 40 to 200°C , preferably about 40 to 160°C).

[0151] The reaction time is generally about 1 to 30 hr, preferably about 1 to 20 hr, further preferably about 1 to 10 hr.

[0152] In addition, compound (I-B) can also be produced by reacting compound (I-C) wherein J is a hydrogen atom with potassium thiocyanate, sodium thiocyanate or ammonium thiocyanate, and bromine. In this case, R^6 is preferably an electron-withdrawing substituent, such as a cyano group, a nitro group, an alkoxycarbonyl group.

[0153] The amount of potassium thiocyanate, sodium thiocyanate or ammonium thiocyanate to be used in this reaction is generally, 1 - 10 equivalents, preferably 1 - 5 equivalents, relative to 1 equivalent of compound (I-C).

[0154] The amount of bromine to be used is generally 1 - 5 equivalents, preferably 1 - 2 equivalents, relative to 1 equivalent of compound (I-C).

[0155] This reaction is preferably performed in a solvent. As such solvent, for example, halogenated hydrocarbons, aromatic hydrocarbons, alcohols, ethers, acetone, acetonitrile, ethyl acetate, N,N-dimethylformamide, N,N-dimethylacetamide, 1-methyl-2-pyrrolidone, dimethyl sulfoxide, hexamethylphosphoramide, water, acetic acid or a mixed solvent thereof can be used.

[0156] This reaction can be carried out under cooling (generally about -78 to 20°C , preferably about -10 to 10°C), at room temperature or under heating (generally about 40 to 200°C , preferably about 40 to 160°C).

[0157] The reaction time is generally about 1 to 30 hr, preferably about 1 to 20 hr, further preferably about 1 to 10 hr.

[0158] Alternatively, compound (I-B) can also be produced by subjecting compound (I-D) to a reduction reaction known per se.

5 **[0159]** For example, compound (I-B) can be directly produced by subjecting compound (I-D) wherein J is -SCN to a reduction reaction, without via compound (I-C) wherein J is -SCN.

[0160] Moreover, compound (I-B) can also be produced by reacting compound (I-D) wherein J is -SCN with reduced iron in the presence of an acid.

[0161] Examples of the acid include hydrochloric acid, acetic acid, sulfuric acid.

10 **[0162]** The amount of the acid to be used is 1 - 20 equivalents or a solvent amount in some cases, preferably 1 - 10 equivalents, relative to 1 equivalent of compound (I-D).

[0163] The amount of the reduced iron to be used in this reaction is 1 - 10 equivalents, preferably 1 - 5 equivalents, relative to 1 equivalent of compound (I-D).

15 **[0164]** This reaction is preferably performed in a solvent. As such solvent, for example, halogenated hydrocarbons, aromatic hydrocarbons, alcohols, ethers, acetone, acetonitrile, ethyl acetate, N,N-dimethylformamide, N,N-dimethylacetamide, 1-methyl-2-pyrrolidone, dimethyl sulfoxide, hexamethylphosphoramide, water, acetic acid or a mixed solvent thereof can be used.

[0165] This reaction can be carried out under cooling (generally about -78 to 20°C, preferably about -10 to 10°C), at room temperature or under heating (generally about 40 to 200°C, preferably about 40 to 160°C).

[0166] The reaction time is generally about 1 to 30 hr, preferably about 1 to 20 hr, further preferably about 1 to 10 hr.

20 **[0167]** Compound (I-D) can be produced by reacting compound (I-E) with compound (I-F).

[0168] In compound (I-E), G is mainly a hydrogen atom but may be a metal atom.

[0169] The amount of compound (I-E) to be used is generally, 1 - 5 equivalents, preferably 1 - 2 equivalents, relative to 1 equivalent of compound (I-F).

25 **[0170]** This reaction is preferably performed in a solvent. Examples of such solvent include halogenated hydrocarbons, aromatic hydrocarbons, alcohols, ethers, acetone, acetonitrile, ethyl acetate, N,N-dimethylformamide, N,N-dimethylacetamide, 1-methyl-2-pyrrolidone, dimethyl sulfoxide, hexamethylphosphoramide, water or a mixed solvent thereof.

[0171] In addition, a base or an ammonium salt may be used for this reaction.

[0172] The amount of the base or ammonium salt to be used is generally 1 - 10 equivalents, preferably 1 - 2 equivalents, relative to 1 equivalent of compound (I-F).

30 **[0173]** In addition, a palladium complex or a phosphine ligand may be used as a catalyst for this reaction.

[0174] The amount of the palladium complex to be used is generally 0.05 - 10 equivalents, preferably 0.05 - 2 equivalents, relative to 1 equivalent of compound (I-F).

[0175] The amount of the phosphine ligand to be used is generally 0.1 - 20 equivalents, preferably 0.1 - 4 equivalents, relative to 1 equivalent of compound (I-F).

35 **[0176]** This reaction can be carried out under cooling (generally about -78 to 20°C, preferably about -10 to 10°C), at room temperature or under heating (generally about 40 to 200°C, preferably about 40 to 160°C).

[0177] The reaction time is generally about 1 to 30 hr, preferably about 1 to 20 hr, further preferably about 1 to 10 hr.

[0178] In addition, this reaction may be performed under microwave irradiation.

40 **[0179]** Compound (I-E) to be used as a starting material for this reaction may be commercially available, or can be produced by means known per se.

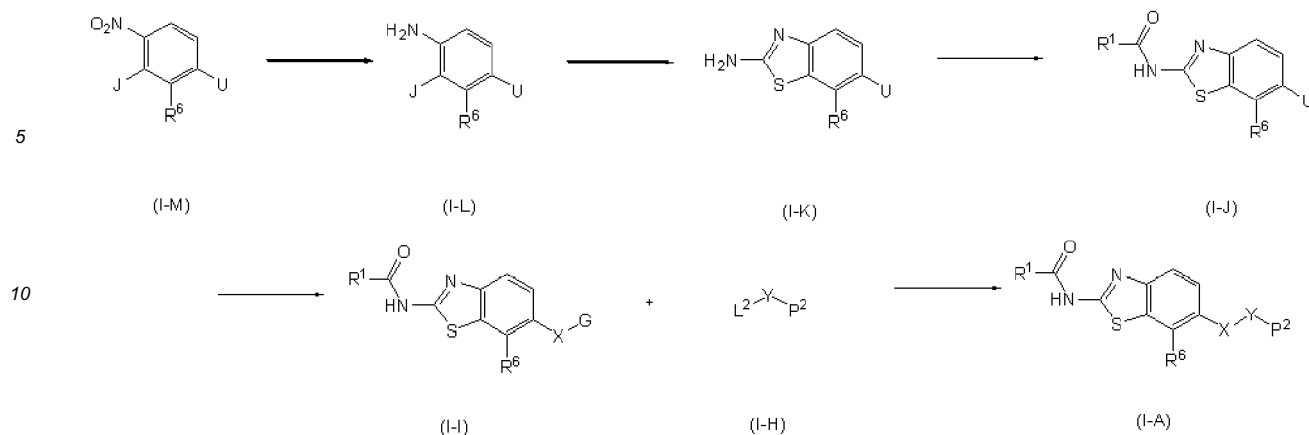
[0180] In addition, compound (I-F) may be commercially available, or can be produced by means known per se.

(Production method B)

45 **[0181]**

50

55



wherein L^2 is a leaving group; U is -X-G or a functional group convertible to -X-G (e.g., $-\text{NO}_2$, $-\text{OR}^9$ (R^9 is a C_{1-4} alkyl group (e.g., methyl, ethyl, propyl, tert-butyl), a C_{6-10} aryl group (e.g., phenyl, tolyl), or a C_{7-10} aralkyl group (e.g., benzyl))); and other symbols are each as defined above.

[0182] Compound (I-A) can be produced by reacting compound (I-I) with compound (I-H).

[0183] In compound (I-H), as the leaving group for L^2 , those similar to the aforementioned leaving group for L^1 can be used.

[0184] In compound (I-I), G is mainly a hydrogen atom but may be a metal atom.

[0185] The amount of compound (I-I) to be used is generally, 1 - 5 equivalents, preferably 1 - 2 equivalents, relative to 1 equivalent of compound (I-H).

[0186] This reaction is preferably performed in a solvent. Examples of such solvent include halogenated hydrocarbons, aromatic hydrocarbons, alcohols, ethers, acetone, acetonitrile, ethyl acetate, N,N-dimethylformamide, N,N-dimethylacetamide, 1-methyl-2-pyrrolidone, dimethyl sulfoxide, hexamethylphosphoramide, water or a mixed solvent thereof.

[0187] In addition, a base or an ammonium salt may be used for this reaction.

[0188] The amount of the base or ammonium salt to be used is generally 1 - 10 equivalents, preferably 1 - 2 equivalents, relative to 1 equivalent of compound (I-H).

[0189] In addition, a palladium complex or a phosphine ligand may be used as a catalyst for this reaction.

[0190] The amount of the palladium complex to be used is generally 0.05 - 10 equivalents, preferably 0.05 - 2 equivalents, relative to 1 equivalent of compound (I-H).

[0191] The amount of the phosphine ligand to be used is generally 0.1 - 20 equivalents, preferably 0.1 - 4 equivalents, relative to 1 equivalent of compound (I-H).

[0192] This reaction can be carried out under cooling (generally about -78 to 20°C , preferably about -10 to 10°C), at room temperature or under heating (generally about 40 to 200°C , preferably about 40 to 160°C).

[0193] The reaction time is generally about 1 to 30 hr, preferably about 1 to 20 hr, further preferably about 1 to 10 hr.

[0194] In addition, this reaction may be performed under microwave irradiation.

[0195] Compound (I-H) to be used as a starting material for this reaction may be commercially available, or can be produced by means known per se.

[0196] Compound (I-I) can be produced by subjecting U of compound (I-J) to a functional group conversion reaction known per se.

[0197] For example, compound (I-I) wherein -X-G is $-\text{NH}_2$ can be produced from compound (I-J) wherein U is $-\text{NO}_2$ by a reduction reaction known per se. Furthermore, by subjecting this compound to a reductive amination reaction known per se, a coupling reaction known per se using a palladium catalyst, a methyl group or an amino-protecting group (e.g., benzyl, t-butyl) can be introduced into the $-\text{NH}_2$ moiety represented by -X-G.

[0198] Alternatively, compound (I-J) wherein U is $-\text{OR}^9$ is subjected to deprotection known per se to give compound (I-I) wherein -X-G is $-\text{OH}$.

[0199] Compound (I-J) to be used as a starting material can be produced by a method known per se.

[0200] For example, compound (I-J) can be produced by subjecting compound (I-K) and carboxylic acid represented by the formula: $\text{R}^1\text{-COOH}$ or a reactive derivative thereof to an acylation reaction known per se in the same manner as in the aforementioned Production method A1.

[0201] Compound (I-K) to be used as a starting material can be produced by means known per se.

[0202] For example, compound (I-K) can be produced from compound (I-L).

[0203] For example, compound (I-L) wherein J is $-\text{SR}^7$ (R^7 is as defined above) is subjected to deprotection known per se to convert J to $-\text{SH}$, and reacted with cyanogen bromide or 1,1-di-1H-imidazol-1-ylmethanimine to give compound (I-K).

[0204] The amount of the cyanogen bromide or 1,1-di-1H-imidazol-1-ylmethanimine to be used is generally, 1 - 10 equivalents, preferably 1 - 5 equivalents, relative to 1 equivalent of compound (I-L).

[0205] This reaction is preferably performed in a solvent. Examples of such solvent include halogenated hydrocarbons, aromatic hydrocarbons, alcohols, ethers, acetone, acetonitrile, ethyl acetate, N,N-dimethylformamide, N,N-dimethylacetamide, 1-methyl-2-pyrrolidone, dimethyl sulfoxide, hexamethylphosphoramide, water or a mixed solvent thereof.

[0206] In addition, this reaction may also be performed in the presence of a base.

[0207] The amount of the base to be used is generally 0.1 - 10 equivalents, preferably 0.1 - 2 equivalents, relative to 1 equivalent of compound (I-L).

[0208] This reaction can be carried out under cooling (generally about -78 to 20°C, preferably about -10 to 10°C), at room temperature or under heating (generally about 40 to 200°C, preferably about 40 to 160°C).

[0209] The reaction time is generally about 1 to 30 hr, preferably about 1 to 20 hr, further preferably about 1 to 10 hr.

[0210] In addition, compound (I-K) can also be produced by reacting compound (I-L) wherein J is -SCN with an acid in a solvent.

[0211] Examples of the acid include hydrochloric acid, acetic acid, sulfuric acid.

[0212] The amount of the acid to be used is 1 - 10 equivalents or a solvent amount in some cases, preferably 1 - 5 equivalents, relative to 1 equivalent of compound (I-L).

[0213] As the solvent, for example, halogenated hydrocarbons, aromatic hydrocarbons, alcohols, ethers, acetone, acetonitrile, ethyl acetate, N,N-dimethylformamide, N,N-dimethylacetamide, 1-methyl-2-pyrrolidone, dimethyl sulfoxide, hexamethylphosphoramide, water, acetic acid or a mixed solvent thereof can be used.

[0214] This reaction can be carried out under cooling (generally about -78 to 20°C, preferably about -10 to 10°C), at room temperature or under heating (generally about 40 to 200°C, preferably about 40 to 160°C).

[0215] The reaction time is generally about 1 to 30 hr, preferably about 1 to 20 hr, further preferably about 1 to 10 hr.

[0216] In addition, compound (I-K) can also be produced by reacting compound (I-L) wherein J is a hydrogen atom with potassium thiocyanate, sodium thiocyanate or ammonium thiocyanate, and bromine.

[0217] The amount of the potassium thiocyanate, sodium thiocyanate or ammonium thiocyanate to be used in this reaction is generally 1 - 10 equivalents, preferably 1 - 5 equivalents, relative to 1 equivalent of compound (I-L).

[0218] The amount of the bromine to be used is generally 1 - 5 equivalents, preferably 1 - 2 equivalents, relative to 1 equivalent of compound (I-L).

[0219] This reaction is preferably performed in a solvent. As such solvent, for example, halogenated hydrocarbons, aromatic hydrocarbons, alcohols, ethers, acetone, acetonitrile, ethyl acetate, N,N-dimethylformamide, N,N-dimethylacetamide, 1-methyl-2-pyrrolidone, dimethyl sulfoxide, hexamethylphosphoramide, water, acetic acid or a mixed solvent thereof can be used.

[0220] This reaction can be carried out under cooling (generally about -78 to 20°C, preferably about -10 to 10°C), at room temperature or under heating (generally about 40 to 200°C, preferably about 40 to 160°C).

[0221] The reaction time is generally about 1 to 30 hr, preferably about 1 to 20 hr, further preferably about 1 to 10 hr.

[0222] Compound (I-L) to be used as a starting material may be commercially available, or can be produced by means known per se.

[0223] For example, compound (I-L) can be produced by subjecting compound (I-M) to a reduction reaction known per se to convert the nitro group to an amino group.

[0224] Alternatively, compound (I-K) can be directly produced by subjecting compound (I-M) wherein J is -SCN to a reduction reaction, without via compound (I-L) wherein J is -SCN.

[0225] In addition, compound (I-K) can also be produced by reacting compound (I-M) wherein J is -SCN with reduced iron in the presence of an acid.

[0226] Examples of the acid include hydrochloric acid, acetic acid, sulfuric acid.

[0227] The amount of the acid to be used is 1 - 20 equivalents, or a solvent amount in some cases, preferably 1 - 10 equivalents, relative to 1 equivalent of compound (I-M).

[0228] The amount of the reduced iron to be used in this reaction is 1 - 10 equivalents, preferably 1 - 5 equivalents, relative to 1 equivalent of compound (I-M).

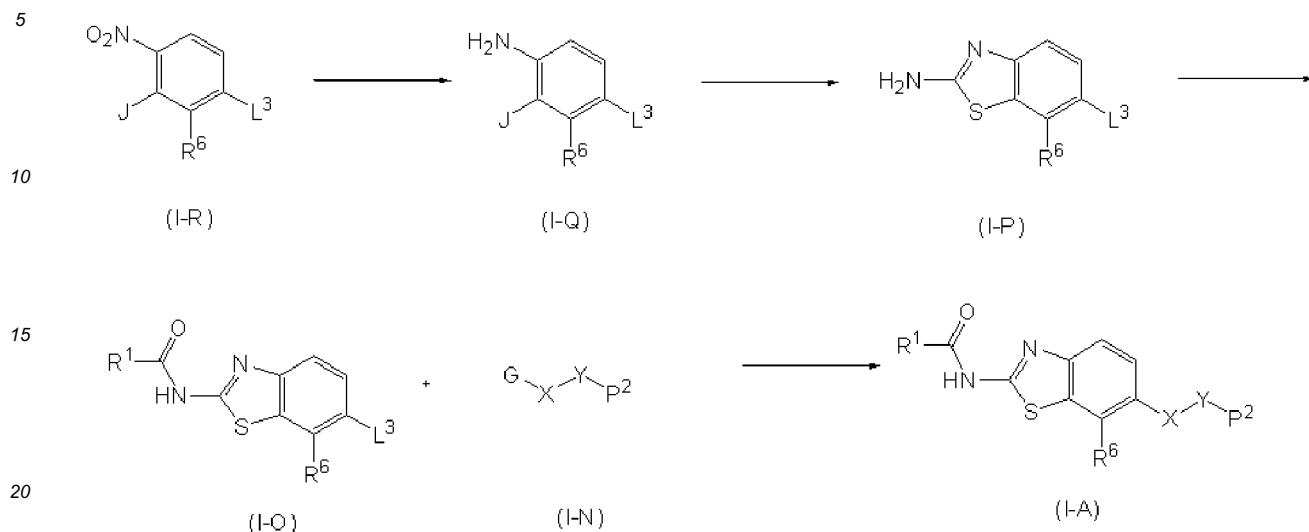
[0229] This reaction is preferably performed in a solvent. As such solvent, for example, halogenated hydrocarbons, aromatic hydrocarbons, alcohols, ethers, acetone, acetonitrile, ethyl acetate, N,N-dimethylformamide, N,N-dimethylacetamide, 1-methyl-2-pyrrolidone, dimethyl sulfoxide, hexamethylphosphoramide, water, acetic acid or a mixed solvent thereof can be used.

[0230] This reaction can be carried out under cooling (generally about -78 to 20°C, preferably about -10 to 10°C), at room temperature or under heating (generally about 40 to 200°C, preferably about 40 to 160°C).

[0231] The reaction time is generally about 1 to 30 hr, preferably about 1 to 20 hr, further preferably about 1 to 10 hr.

[0232] Compound (I-M) to be used as a starting material may be commercially available, or can be produced by means known per se.

(Production method C)

[0233]

wherein L^3 is a leaving group; and other symbols are each as defined above.

[0234] Compound (I-A) can be produced by reacting compound (I-N) with compound (I-O).

[0235] In compound (I-N), G is mainly a hydrogen atom but may be a metal atom.

[0236] In compound (I-O), as the leaving group for L^3 , those similar to the aforementioned leaving group for L^1 can be used.

[0237] The amount of compound (I-N) to be used is generally, 1 - 5 equivalents, preferably 1 - 2 equivalents, relative to 1 equivalent of compound (I-O).

[0238] This reaction is preferably performed in a solvent. Examples of such solvent include halogenated hydrocarbons, aromatic hydrocarbons, alcohols, ethers, acetone, acetonitrile, ethyl acetate, N,N-dimethylformamide, N,N-dimethylacetamide, 1-methyl-2-pyrrolidone, dimethyl sulfoxide, hexamethylphosphoramide, water or a mixed solvent thereof.

[0239] In addition, a base or an ammonium salt may be used for this reaction.

[0240] The amount of the base or ammonium salt to be used is generally 1 - 10 equivalents, preferably 1 - 2 equivalents, relative to 1 equivalent of compound (I-O).

[0241] In addition, a palladium complex or a phosphine ligand may be used as a catalyst for this reaction.

[0242] The amount of the palladium complex to be used is generally 0.05 - 10 equivalents, preferably 0.05 - 2 equivalents, relative to 1 equivalent of compound (I-O).

[0243] The amount of the phosphine ligand to be used is generally 0.1 - 20 equivalents, preferably 0.1 - 4 equivalents, relative to 1 equivalent of compound (I-O).

[0244] This reaction can be carried out under cooling (generally about -78 to 20°C , preferably about -10 to 10°C), at room temperature or under heating (generally about 40 to 200°C , preferably about 40 to 160°C).

[0245] The reaction time is generally about 1 to 30 hr, preferably about 1 to 20 hr, further preferably about 1 to 10 hr.

[0246] In addition, this reaction may be performed under microwave irradiation.

[0247] Compound (I-N) to be used as a starting material for this reaction may be commercially available, or can be produced by means known per se.

[0248] In addition, compound (I-O) can be produced by a method known per se.

[0249] For example, the starting material compound (I-O) can be produced by subjecting compound (I-P) and carboxylic acid represented by the formula: $R^1\text{-COOH}$ or a reactive derivative thereof to an acylation reaction known per se in the same manner as in the aforementioned production method A1.

[0250] Compound (I-P) to be used as a starting material can be produced by a method known per se.

[0251] For example, compound (I-P) can be produced from compound (I-Q).

[0252] For example, compound (I-P) can be produced by subjecting compound (I-Q) wherein J is $-\text{SR}^7$ (R^7 is as defined above) to deprotection known per se to convert J to $-\text{SH}$ and then reacting the compound with cyanogen bromide or 1,1-di-1H-imidazol-1-ylmethanimine.

[0253] The amount of the cyanogen bromide or 1,1-di-1H-imidazol-1-ylmethanimine to be used is generally, 1 - 10 equivalents, preferably 1 - 5 equivalents, relative to 1 equivalent of compound (I-Q).

[0254] This reaction is preferably performed in a solvent. Examples of such solvent include halogenated hydrocarbons,

aromatic hydrocarbons, alcohols, ethers, acetone, acetonitrile, ethyl acetate, N,N-dimethylformamide, N,N-dimethylacetamide, 1-methyl-2-pyrrolidone, dimethyl sulfoxide, hexamethylphosphoramide, water or a mixed solvent thereof.

[0255] In addition, this reaction may also be performed in the presence of a base.

[0256] The amount of the base to be used is generally 0.1 - 10 equivalents, preferably 0.1 - 2 equivalents, relative to 1 equivalent of compound (I-Q).

[0257] This reaction can be carried out under cooling (generally about -78 to 20°C, preferably about -10 to 10°C), at room temperature or under heating (generally about 40 to 200°C, preferably about 40 to 160°C).

[0258] The reaction time is generally about 1 to 30 hr, preferably about 1 to 20 hr, further preferably about 1 to 10 hr.

[0259] In addition, compound (I-P) can be produced by reacting compound (I-Q) wherein J is -SCN with an acid in a solvent.

[0260] Examples of the acid include hydrochloric acid, acetic acid, sulfuric acid.

[0261] The amount of the acid to be used is 1 - 10 equivalents or a solvent amount in some cases, preferably 1 - 5 equivalents, relative to 1 equivalent of compound (I-Q).

[0262] As the solvent, for example, halogenated hydrocarbons, aromatic hydrocarbons, alcohols, ethers, acetone, acetonitrile, ethyl acetate, N,N-dimethylformamide, N,N-dimethylacetamide, 1-methyl-2-pyrrolidone, dimethyl sulfoxide, hexamethylphosphoramide, water, acetic acid or a mixed solvent thereof can be used.

[0263] This reaction can be carried out under cooling (generally about -78 to 20°C, preferably about -10 to 10°C), at room temperature or under heating (generally about 40 to 200°C, preferably about 40 to 160°C).

[0264] The reaction time is generally about 1 to 30 hr, preferably about 1 to 20 hr, further preferably about 1 to 10 hr.

[0265] In addition, compound (I-P) can be produced by reacting compound (I-Q) wherein J is a hydrogen atom with potassium thiocyanate, sodium thiocyanate or ammonium thiocyanate, and bromine.

[0266] The amount of the potassium thiocyanate, sodium thiocyanate or ammonium thiocyanate to be used in this reaction is generally, 1 - 10 equivalents, preferably 1 - 5 equivalents, relative to 1 equivalent of compound (I-Q).

[0267] The amount of the bromine to be used is 1 - 5 equivalents, preferably 1 - 2 equivalents, relative to 1 equivalent of compound (I-Q).

[0268] This reaction is preferably performed in a solvent. As such solvent, for example, halogenated hydrocarbons, aromatic hydrocarbons, alcohols, ethers, acetone, acetonitrile, ethyl acetate, N,N-dimethylformamide, N,N-dimethylacetamide, 1-methyl-2-pyrrolidone, dimethyl sulfoxide, hexamethylphosphoramide, water, acetic acid or a mixed solvent thereof can be used.

[0269] This reaction can be carried out under cooling (generally about -78 to 20°C, preferably about -10 to 10°C), at room temperature or under heating (generally about 40 to 200°C, preferably about 40 to 160°C).

[0270] The reaction time is generally about 1 to 30 hr, preferably about 1 to 20 hr, further preferably about 1 to 10 hr.

[0271] Compound (I-Q) to be used as a starting material may be commercially available, or can be produced by means known *per se*.

[0272] For example, compound (I-Q) can be produced by subjecting compound (I-R) to a reduction reaction known *per se* to convert a nitro group to an amino group.

[0273] Alternatively, compound (I-P) can also be directly produced by subjecting compound (I-R) wherein J is -SCN to a reduction reaction, without via compound (I-Q) wherein J is -SCN.

[0274] In addition, compound (I-P) can also be produced by reacting compound (I-R) wherein J is -SCN with reduced iron in the presence of an acid.

[0275] Examples of the acid include hydrochloric acid, acetic acid, sulfuric acid.

[0276] The amount of the acid to be used is 1 - 20 equivalents, or a solvent amount in some cases, preferably 1 - 10 equivalents, relative to 1 equivalent of compound (I-R).

[0277] The amount of the reduced iron to be used in this reaction is 1 - 10 equivalents, preferably 1 - 5 equivalents, relative to 1 equivalent of compound (I-R).

[0278] This reaction is preferably performed in a solvent. As such solvent, for example, halogenated hydrocarbons, aromatic hydrocarbons, alcohols, ethers, acetone, acetonitrile, ethyl acetate, N,N-dimethylformamide, N,N-dimethylacetamide, 1-methyl-2-pyrrolidone, dimethyl sulfoxide, hexamethylphosphoramide, water, acetic acid or a mixed solvent thereof can be used.

[0279] This reaction can be carried out under cooling (generally about -78 to 20°C, preferably about -10 to 10°C), at room temperature or under heating (generally about 40 to 200°C, preferably about 40 to 160°C).

[0280] The reaction time is generally about 1 to 30 hr, preferably about 1 to 20 hr, further preferably about 1 to 10 hr.

[0281] Compound (I-R) to be used as a starting material may be commercially available, or can be produced by means known *per se*.

[0282] Compound (I) can be isolated and purified by means known *per se*, such as phase transfer, concentration, solvent extraction, fractionation, liquid conversion, crystallization, recrystallization, chromatography. When compound (I) is obtained as a free compound, it can be converted to a desired salt by a method known *per se* or a method analogous thereto. Conversely, when the compound is obtained as a salt, it can be converted to a free form or other desired salt

by a method known *per se* or a method analogous thereto.

[0283] A prodrug of compound (I) may be used. This means a compound converted to compound (I) by a reaction due to an enzyme, a gastric acid, etc. under the physiological condition in the living body, that is, a compound converted to compound (I) by oxidation, reduction, hydrolysis, etc. due to an enzyme, a compound converted to compound (I) by hydrolysis etc. due to gastric acid.

[0284] A prodrug of compound (I) may be

(1) a compound obtained by subjecting an amino in compound (I) to an acylation, alkylation or phosphorylation (e.g., a compound obtained by subjecting an amino in compound (I) to eicosanoylation, alanylation, pentylaminocarbonylation, (5-methyl-2-oxo-1,3-dioxolen-4-yl)methoxycarbonylation, tetrahydrofuranylation, pyrrolidylmethylation, pivaloyloxymethylation, tert-butylation, ethoxycarbonylation, tert-butoxycarbonylation, acetylation or cyclopropylcarbonylation);

(2) a compound obtained by subjecting hydroxy in compound (I) to acylation, alkylation, phosphorylation or boration (e.g., a compound obtained by subjecting hydroxy in compound (I) to acetylation, palmitoylation, propanoylation, pivaloylation, succinylation, fumarylation, alanylation or dimethylaminomethylcarbonylation);

(3) a compound obtained by subjecting carboxy in compound (I) to esterification or amidation (e.g., a compound obtained by subjecting carboxy in compound (I) to ethyl esterification, phenyl esterification, carboxymethyl esterification, dimethylaminomethyl esterification, pivaloyloxymethyl esterification, ethoxycarbonyloxyethyl esterification, phthalidyl esterification, (5-methyl-2-oxo-1,3-dioxolen-4-yl)methyl esterification, cyclohexyloxycarbonylethyl esterification or methylamidation). Any one of these compounds can be produced from compound (I) by a method known *per se*.

[0285] A prodrug of compound (I) may also be a compound converted into compound (I) under physiological conditions, such as those described in IYAKUHIN no KAIHATSU (Development of Pharmaceuticals), Vol. 7, Design of Molecules, p.163-198, Published by HIROKAWA SHOTEN (1990).

[0286] When compound (I) has an isomer such as optical isomer, stereoisomer, positional isomer, rotational isomer, any isomer and a mixture thereof are encompassed in compound (I). For example, when compound (I) has an optical isomer, an optical isomer separated from a racemate is also encompassed in compound (I). Such isomers can be obtained as independent products by a synthesis means or a separation means (concentration, solvent extraction, column chromatography, recrystallization) known *per se*.

[0287] Compound (I) may be a crystal, and both a single crystal and crystal mixtures are encompassed in compound (I). Crystals can be produced by crystallization according to crystallization methods known *per se*.

[0288] Compound (I) may be a hydrate, a non-hydrate, a solvate or a non-solvate, any of which is encompassed in compound (I).

[0289] A compound labeled with an isotope (e.g., ^3H , ^{14}C , ^{35}S , ^{125}I etc.) is also encompassed in compound (I).

[0290] Furthermore, a deuterium conversion form wherein ^1H is converted to $^2\text{H}(\text{D})$ is also encompassed in compound (I).

[0291] Compound (I) (in the specification, sometimes to be abbreviated as "the compound of the present invention") has an Raf (particularly B-Raf) inhibitory activity, and can provide a clinically useful agent for the prophylaxis or treatment of cancer, and a cancer growth inhibitor, a cancer metastasis suppressive agent. In addition, the compound of the present invention can be used for the prophylaxis or treatment of B-Raf dependent diseases in mammals.

[0292] The compound of the present invention also has an inhibitory activity on a vascular endothelial growth factor receptor (VEGFR; particularly, VEGFR2).

[0293] The compound of the present invention shows a strong inhibitory activity on Raf (particularly, B-Raf). Since the compound of the present invention is also superior in the efficacy, pharmacokinetics (absorption, distribution, metabolism, excretion etc.), solubility (water-solubility etc.), interaction with other pharmaceutical products, safety (acute toxicity, chronic toxicity, genetic toxicity, reproductive toxicity, cardiotoxicity, carcinogenicity etc.), stability (chemical stability, stability to enzyme etc.), it is useful as a medicament.

[0294] Accordingly, the compound of the present invention is useful as an Raf (specifically B-Raf) inhibitor for mammals (e.g., mouse, rat, hamster, rabbit, cat, dog, bovine, sheep, monkey, human, etc.).

[0295] The compound of the present invention is for use as a medicament such as an agent for the prophylaxis or treatment of Raf-related diseases (proliferative disease, immune disease, inflammatory disease, for example, cancer [e.g., colorectal cancer (e.g., familial colorectal cancer, hereditary nonpolyposis colorectal cancer, gastrointestinal stromal tumor), lung cancer (e.g., non-small cell lung cancer, small cell lung cancer, malignant mesothelioma), mesothelioma, pancreatic cancer (e.g., pancreatic duct cancer), gastric cancer (e.g., papillary adenocarcinoma, mucinous adenocarcinoma, adenosquamous cancer), breast cancer (e.g., invasive ductal carcinoma, ductal cancer in situ, inflammatory breast cancer), ovary cancer (e.g., ovarian epithelial cancer, extragonadal germ cell tumor, ovarian germ cell tumor, ovarian low malignant potential tumor), prostate cancer (e.g., hormone-dependent prostate cancer, non-hormone de-

pendent prostate cancer), liver cancer (e.g., primary liver cancer, extrahepatic bile duct cancer), thyroid cancer (e.g., medullary thyroid cancer), kidney cancer (e.g., renal cell carcinoma, renal pelvis and ureter transitional cell cancer), uterine cancer, brain tumor (e.g., pineal astrocytoma, pilocytic astrocytoma, diffuse astrocytoma, anaplastic astrocytoma), melanoma, sarcoma, urinary bladder cancer, blood cancer including multiple myeloma], angiogenesis, diabetic retinopathy, rheumatoid arthritis, psoriasis, atherosclerosis, restenosis, cardiac failure, Kaposi's sarcoma, COPD (Chronic Obstructive Pulmonary Disease), cystic fibrosis, pain, asthma, endometriosis, cystic kidney, nephritis, hepatitis, dermatitis, inflammation such as osteoarthritis, hypertension; a cancer growth inhibitor; a cancer metastasis suppressor; an apoptosis promoter.

[0296] Among these, it is effective, for example, for colorectal cancer, lung cancer, pancreatic cancer, gastric cancer, breast cancer, ovary cancer, prostate cancer, liver cancer, thyroid cancer, kidney cancer, brain tumor, melanoma, urinary bladder cancer and blood cancer. Particularly, the compound of the present invention is effective for melanoma, thyroid cancer, lung cancer, colorectal cancer, ovary cancer, prostate cancer or kidney cancer.

[0297] The compound of the present invention can be administered orally or parenterally as it is or in a mixture with a pharmacologically acceptable carrier.

[0298] The dosage form of the compound of the present invention for oral administration is, for example, oral preparations such as tablet (including sugar-coated tablet, film-coated tablet, sublingual tablet, buccal tablet, mouth cavity quick-integrating tablet), pill, granule, powder, capsule (including soft capsule, microcapsule), syrup, emulsion, suspension, films (e.g., mouth cavity mucous membrane adhesion film).

[0299] The dosage form for parenteral administration is, for example, injection, injecting agent, instillation, suppository. In addition, it is effective to make a sustained release preparation by combining the compound with a suitable base (e.g., polymer of butyric acid, polymer of glycolic acid, copolymer of butyric acid-glycolic acid, a mixture of a polymer of butyric acid and a polymer of glycolic acid, polyglycerol fatty acid ester etc.).

[0300] As a method for producing the compound of the present invention in the above-mentioned dosage form, a known production method (e.g., the method described in the Japanese Pharmacopoeia) generally used in the pertinent field can be employed. When the above-mentioned dosage form is produced, suitable amounts of additives such as excipient, binder, disintegrant, lubricant, sweetening agent, surfactant, suspending agent, emulsifier, generally used in the pharmaceutical field, are appropriately added as necessary for production.

[0301] When the compound of the present invention is prepared into a tablet, for example, it can be produced by adding an excipient, a binder, a disintegrant, a lubricant, and when a pill or a granule is to be prepared, it can be produced by adding an excipient, a binder, a disintegrant. When a powder or a capsule is to be prepared, it can be produced by adding an excipient, when a syrup is to be prepared, it can be produced by adding a sweetener, and when an emulsion or a suspension is to be prepared, it can be produced by adding a suspending agent, a surfactant, an emulsifier.

[0302] Examples of the excipient include lactose, sucrose, glucose, starch, sucrose, microcrystalline cellulose, powdered glycyrrhiza, mannitol, sodium hydrogen carbonate, calcium phosphate, calcium sulfate.

[0303] Examples of the binder include 5 - 10 wt% starch liquid paste, 10 - 20 wt% gum arabic solution or gelatin solution, 1-5 wt% tragacanth solution, carboxymethyl cellulose solution, sodium alginate solution, glycerin.

[0304] Examples of the disintegrant include starch, calcium carbonate.

[0305] Examples of the lubricant include magnesium stearate, stearic acid, calcium stearate, purified talc.

[0306] Examples of the sweetener include glucose, fructose, invert sugar, sorbitol, xylitol, glycerin, simple syrup.

[0307] Examples of the surfactant include sodium lauryl sulfate, polysorbate 80, sorbitan monofatty acid ester, polyoxyl 40 stearate.

[0308] Examples of the suspending agent include gum arabic, sodium alginate, sodium carboxymethyl cellulose, methyl cellulose, bentonite.

[0309] Examples of the emulsifier include gum arabic, tragacanth, gelatin, polysorbate 80.

[0310] Furthermore, when the compound of the present invention is produced in the above-mentioned dosage form, a suitable amount of a colorant, a preservative, an aromatic, a corrigent, a stabilizer, a thickening agent typically used in the field of preparation can be added on demand.

[0311] As the injection, intravenous injection as well as subcutaneous injection, intracutaneous injection, intramuscular injection, instillation are mentioned, and as the sustained release preparation, an iontophoresis transdermal agent are mentioned.

[0312] Such injections are prepared by methods known *per se*, or by dissolving, suspending or emulsifying the compound of the present invention in a sterilized aqueous or oily liquid. As an aqueous liquid for injection, physiological saline, isotonic solutions containing glucose or other auxiliary drugs (e.g., D-sorbitol, D-mannitol, sodium chloride) can be mentioned, and they can be used in combination with suitable solubilizing agents, such as alcohols (e.g., ethanol), polyalcohols (e.g., propylene glycol, polyethylene glycol), nonionic surfactants (e.g., polysorbate 80, HCO-50). As an oily liquid, sesame oil, soybean oil can be mentioned, which may be used in combination with solubilizing agents such as benzyl benzoate, benzyl alcohol. In addition, buffers (e.g., phosphate buffer, sodium acetate buffer), soothing agents (e.g., benzalkonium chloride, procaine hydrochloride), stabilizers (e.g., human serum albumin, polyethylene glycol),

preservatives (e.g., benzyl alcohol, phenol) can be blended. A prepared injection is generally filled in an ampoule.

[0313] While the content of the compound of the present invention in the medicament of the present invention varies depending on the form of the pharmaceutical preparation, it is generally about 0.01 to 100 wt%, preferably about 2 to 85 wt%, more preferably about 5 to 70 wt%, relative to the entire preparation.

[0314] While the content of the additive in the medicament of the present invention varies depending on the form of the pharmaceutical preparation, it is generally about 1 to 99.9 wt%, preferably about 10 to 90 wt%, relative to the entire preparation.

[0315] The compound of the present invention is stable and low toxic, and can be used safely. While the daily dose varies depending on the condition and body weight of patients, the kind of compound, administration route, in the case of, for example, oral administration to patients for the treatment of cancer, the daily dose to an adult (body weight about 60 kg) is about 1 to 1000 mg, preferably about 3 to 300 mg, more preferably about 10 to 200 mg, as an active ingredient (the compound of the present invention), which can be given in a single administration or administered in 2 or 3 portions a day.

[0316] When the compound of the present invention is administered parenterally, it is generally administered in the form of a liquid (e.g., injection). While the dose varies depending on the subject of administration, target organ, symptom, administration method, it is, for example, about 0.01 mg to about 100 mg, preferably about 0.01 to about 50 mg, more preferably about 0.01 to about 20 mg, in the form of an injection, relative to 1 kg body weight, which is preferably given by intravenous injection.

[0317] The compound of the present invention can be used concurrently with other drugs. To be specific, the compound of the present invention can be used together with medicaments such as hormonal therapeutic agents, chemotherapeutic agents, immunotherapeutic agents, medicaments inhibiting the action of cell growth factors or cell growth factor receptors. In the following, the drugs that can be used in combination with the compound of the present invention are abbreviated as "concomitant drugs".

[0318] Examples of the "hormonal therapeutic agents" include fosfestrol, diethylstilbestrol, chlorotrianisene, medroxyprogesterone acetate, megestrol acetate, chlormadinone acetate, cyproterone acetate, danazol, allylestrenol, gestri- none, mepartricin, raloxifene, ormeloxifene, levormeloxifene, anti-estrogens (e.g., tamoxifen citrate, toremifene citrate), pill preparations, mepitiostane, testrolactone, aminoglutethimide, LH-RH agonists (e.g., goserelin acetate, buserelin, leuporelin), droloxifene, epitio stanol, ethinylestradiol sulfonate, aromatase inhibitors (e.g., fadrozole hydrochloride, anastrozole, retrozole, exemestane, vorozole, formestane), anti-androgens (e.g., flutamide, bicartamide, nilutamide), 5 α -reductase inhibitors (e.g., finasteride, epristeride), aderenal cortex hormone drugs (e.g., dexamethasone, prednisolone, betamethasone, triamcinolone), androgen synthesis inhibitors (e.g., abiraterone), retinoid and drugs that retard retinoid metabolism (e.g., liarozole).

[0319] Examples of the "chemotherapeutic agents" include alkylating agents, antimetabolites, anticancer antibiotics, plant-derived anticancer agents.

[0320] Examples of the "alkylating agents" include nitrogen mustard, nitrogen mustard-N-oxide hydrochloride, chlorambutyl, cyclophosphamide, ifosfamide, thiotepa, carboquone, improsulfan tosylate, busulfan, nimustine hydrochloride, mitobronitol, melphalan, dacarbazine, ranimustine, sodium estramustine phosphate, triethylenemelamine, carmustine, lomustine, streptozocin, pipobroman, etoglucid, carboplatin, cisplatin, miboplatin, nedaplatin, oxaliplatin, altretamine, ambamustine, dibrospidium hydrochloride, fotemustine, prednimustine, pumitepa, ribomustin, temozolomide, treosulphan, trophosphamide, zinostatin stimalamer, adozelesin, cystemustine, bizelesin, DDS preparations thereof.

[0321] Examples of the "antimetabolites" include mercaptopurine, 6-mercaptopurine riboside, thioinosine, methotrexate, pemetrexed, enocitabine, cytarabine, cytarabine ocfosfate, ancitabine hydrochloride, 5-FU drugs (e.g., fluorouracil, tegafur, UFT, doxifluridine, carmofur, gallo citabine, emitefur, capecitabine), aminopterin, nelzarabine, leucovorin calcium, tabloid, butocine, calcium folinate, levofolinate calcium, cladribine, emitefur, fludarabine, gemcitabine, hydroxycarbamide, pentostatin, piritrexim, idoxuridine, mitoguazone, thiazophrine, ambamustine, bendamustine, DDS preparations thereof.

[0322] Examples of the "anticancer antibiotics" include actinomycin-D, actinomycin-C, mitomycin-C, chromomycin-A3, bleomycin hydrochloride, bleomycin sulfate, peplomycin sulfate, daunorubicin hydrochloride, doxorubicin hydrochloride, aclarubicin hydrochloride, pirarubicin hydrochloride, epirubicin hydrochloride, neocarzinostatin, mithramycin, sarcosomycin, carzinophilin, mitotane, zorubicin hydrochloride, mitoxantrone hydrochloride, idarubicin hydrochloride, DDS preparations thereof.

[0323] Examples of the "plant-derived anticancer agents" include etoposide, etoposide phosphate, vinblastine sulfate, vincristine sulfate, vindesine sulfate, teniposide, paclitaxel, docetaxel, vinorelbine, DDS preparations thereof.

[0324] Examples of the "immunotherapeutic agents" include Biological Response Modifiers (e.g., picibanil, krestin, sizofiran, lentinan, ubenimex, interferons, interleukins, macrophage colony-stimulating factor, granulocyte colony-stimulating factor, erythropoietin, lymphotoxin, BCG vaccine, *Corynebacterium parvum*, levamisole, polysaccharide K, procodazole, anti-CTLA4 antibody).

[0325] Example of the "cell growth factors" of the "medicaments inhibiting the action of cell growth factors or cell growth

factor receptors" include any substances that promote cell proliferation, which are normally peptides having not more than 20,000 molecular weight that are capable of exhibiting their activity at low concentrations by binding to a receptor, including

- (1) EGF (epidermal growth factor) or substances possessing substantially the same activity as EGF [e.g., TGF α],
- (2) insulin or substances possessing substantially the same activity as insulin [e.g., insulin, IGF (insulin-like growth factor)-1, IGF-2],
- (3) FGF (fibroblast growth factor) or substances possessing substantially the same activity as FGF [e.g., acidic FGF, basic FGF, KGF (keratinocyte growth factor), FGF-10], and
- (4) other cell growth factors [e.g., CSF (colony stimulating factor), EPO (erythropoietin), IL-2 (interleukin-2), NGF (nerve growth factor), PDGF (platelet-derived growth factor), TGF β (transforming growth factor β), HGF (hepatocyte growth factor), VEGF (vascular endothelial growth factor), heregulin, angiopoietin].

[0326] Examples of the "cell growth factor receptors" include any receptors capable of binding to the aforementioned cell growth factors, including EGF receptor, heregulin receptor (e.g., HER3), insulin receptor, IGF receptor-1, IGF receptor-2, FGF receptor-1 or FGF receptor-2, VEGF receptor, angiopoietin receptor (e.g., Tie2), PDGF receptor.

[0327] As the "medicaments inhibiting the action of cell growth factors or cell growth factor receptors", EGF inhibitor, TGF α inhibitor, heregulin inhibitor, insulin inhibitor, IGF inhibitor, FGF inhibitor, KGF inhibitor, CSF inhibitor, EPO inhibitor, IL-2 inhibitor, NGF inhibitor, PDGF inhibitor, TGF β inhibitor, HGF inhibitor, VEGF inhibitor, angiopoietin inhibitor, EGF receptor inhibitor, HER2 inhibitor, HER4 inhibitor, insulin receptor inhibitor, IGF-1 receptor inhibitor, IGF-2 receptor inhibitor, FGF receptor-1 inhibitor, FGF receptor-2 inhibitor, FGF receptor-3 inhibitor, FGF receptor-4 inhibitor, VEGF receptor inhibitor, Tie-2 inhibitor, PDGF receptor inhibitor, Abl inhibitor, Raf inhibitor, FLT3 inhibitor, c-Kit inhibitor, Src inhibitor, PKC inhibitor, Trk inhibitor, Ret inhibitor, mTOR inhibitor, Aurora inhibitor, PLK inhibitor, MEK(MEK1/2) inhibitor, MET inhibitor, CDK inhibitor, Akt inhibitor, ERK inhibitor are used. More specifically as such agents, anti-VEGF antibody (e.g., Bevacizumab), anti-HER2 antibody (e.g., Trastuzumab, Pertuzumab), anti-EGFR antibody (e.g., Cetuximab, Panitumumab, Matuzumab, Nimotuzumab), anti-VEGFR antibody, Imatinib, Erlotinib, Gefitinib, Sorafenib, Sunitinib, Dasatinib, Lapatinib, Vatalanib, 4-(4-fluoro-2-methyl-1H-indol-5-yloxy)-6-methoxy-7-[3-(1-pyrrolidinyl)propoxy]quinazoline (AZD-2171), Lestaurtinib, Pazopanib, Canertinib, Tandutinib, 3-(4-bromo-2,6-difluorobenzyloxy)-5-[3-[4-(1-pyrrolidinyl)butyl]ureido]isothiazole-4-carboxamide (CP-547632), Axitinib, N-(3,3-dimethyl-2,3-dihydro-1H-indol-6-yl)-2-(pyridin-4-ylmethylamino)pyridine-3-carboxamide (AMG-706), Nilotinib, 6-[4-(4-ethylpiperazin-1-ylmethyl)phenyl]-N-[1(R)-phenylethyl]-7H-pyrrolo[2,3-d]pyrimidin-4-amine (AEE-788), Vandetanib, Temsirolimus, Everolimus, Enzastaurin, N-[4-[4-(4-methylpiperazin-1-yl)-6-(3-methyl-1H-pyrazol-5-ylamino)pyrimidin-2-ylsulfanyl]phenyl]cyclopropanecarboxamide (VX-680), phosphoric acid 2-[N-[3-[4-[5-[N-(3-fluorophenyl)carbamoylmethyl]-1H-pyrazol-3-ylamino]quinazolin-7-yloxy]propyl]-N-ethylamino]ethyl ester (AZD-1152), 4-[9-chloro-7-(2,6-difluorophenyl)-5H-pyrimido[5,4-d][2]benzazepin-2-ylamino]benzoic acid (MLN-8054), N-[2-methoxy-5-[(E)-2-(2,4,6-trimethoxyphenyl)vinylsulfonylmethyl]phenyl]glycine sodium salt (ON-1910Na), 4-[8-cyclopentyl-7(R)-ethyl-5-methyl-6-oxo-5,6,7,8-tetrahydropteridin-2-ylamino]-3-methoxy-N-(1-methylpiperidin-4-yl)benzamide (BI-2536), 5-(4-bromo-2-chlorophenylamino)-4-fluoro-1-methyl-1H-benzimidazole-6-carboxylic acid 2-hydroxyethyl ester (AZD-6244), N-[2(R),3-dihydroxypropoxy]-3,4-difluoro-2-(2-fluoro-4-iodophenylamino)benzamide (PD-0325901) are used.

[0328] In addition to the aforementioned drugs, L-asparaginase, aceglatone, procarbazine hydrochloride, protoporphyrin-cobalt complex salt, mercuric hematoporphyrin-sodium, topoisomerase I inhibitors (e.g., irinotecan, topotecan), topoisomerase II inhibitors (e.g., sobuzoxane), differentiation inducers (e.g., retinoid, vitamin D), other angiogenesis inhibitors (e.g., humagillin, shark extract, COX-2 inhibitor), α -blockers (e.g., tamsulosin hydrochloride), bisphosphonic acids (e.g., pamidronate, zoledronate), thalidomide, 5-azacytidine, decitabine, bortezomib, antitumor antibody (e.g., anti-CD20 antibody), toxin labeled antibody can also be used.

[0329] By combining the compound of the present invention and a concomitant drug, a superior effect such as

- (1) the dose can be reduced as compared to single administration of the compound of the present invention or a concomitant drug,
- (2) the drug to be combined with the compound of the present invention can be selected according to the condition of patients (mild case, severe case),
- (3) the period of treatment can be set longer,
- (4) a sustained treatment effect can be designed,
- (5) a synergistic effect can be afforded by a combined use of the compound of the present invention and a concomitant drug, can be achieved.

[0330] In the present specification, the compound of the present invention and a concomitant drug used in combination are referred to as the "combination agent of the present invention".

[0331] For use of the combination agent of the present invention, the administration time of the compound of the present invention and the concomitant drug is not restricted, and the compound of the present invention and the concomitant drug can be administered to an administration subject simultaneously, or may be administered at different times. The dosage of the concomitant drug may be determined according to the dose clinically set, and can be appropriately selected depending on the administration subject, administration route, disease, combination.

[0332] Examples of the administration mode of the combined use of the compound of the present invention and the concomitant drug include the following methods: (1) The compound of the present invention and the concomitant drug are simultaneously produced to give a single preparation, which is then administered. (2) The compound of the present invention and the concomitant drug are separately produced to give two kinds of preparations which are administered simultaneously by the same administration route. (3) The compound of the present invention and the concomitant drug are separately produced to give two kinds of preparations which are administered by the same administration route at different times. (4) The compound of the present invention and the concomitant drug are separately produced to give two kinds of preparations which are administered simultaneously by different administration routes. (5) The compound of the present invention and the concomitant drug are separately produced to give two kinds of preparations which are administered by different administration routes at different times (e.g., the compound of the present invention and the concomitant drug are administered in this order, or in the reverse order).

[0333] The dose of the concomitant drug is appropriately determined in accordance with its clinical dose and the ratio of the compound of the present invention and the concomitant drug is appropriately determined depending on the administration subject, administration route, target disease, symptom, combination. For example, when the administration subject is human, the concomitant drug is used in 0.01 to 100 (parts by weight), relative to 1 part by weight of the compound of the present invention.

[0334] The combination agent of the present invention has low toxicity and, for example, the compound of the present invention and/or the above-mentioned concomitant drug can be mixed, according to a method known *per se*, with a pharmacologically acceptable carrier to give pharmaceutical compositions, such as tablets (including sugar-coated tablet, film-coated tablet), powders, granules, capsules (including soft capsule), solutions, injections, suppositories, sustained release agents, which can be safely administered orally or parenterally (e.g., local, rectum, venous). An injection can be administered by intravenous, intramuscular, subcutaneous or intra-tissue administration, or directly to the lesion.

[0335] As a pharmacologically acceptable carrier which may be used for preparing a preparation of the combination agent of the present invention, those similar to the aforementioned pharmacologically acceptable carriers, that can be used for the production of the medicament of the present invention, can be mentioned. Where necessary, the aforementioned additives that can be used for the production of the medicament of the present invention, such as preservatives, antioxidants, colorants, sweetening agents, adsorbents, wetting agents can also be appropriately used in appropriate amounts.

[0336] The compounding ratio of the compound of the present invention to the concomitant drug in the combination agent of the present invention can be appropriately set depending on the administration subject, administration route, diseases.

[0337] For example, the content of the compound of the present invention in the combination agent of the present invention varies depending on the dosage form, and is usually from about 0.01 to 100% by weight, preferably from about 0.1 to 50% by weight, further preferably from about 0.5 to 20% by weight, based on the entire preparation.

[0338] The content of the concomitant drug in the combination agent of the present invention varies depending on the dosage form, and is usually from about 0.01 to 90% by weight, preferably from about 0.1 to 50% by weight, further preferably from about 0.5 to 20% by weight, based on the entire preparation.

[0339] The content of additives in the combination agent of the present invention varies depending on the dosage form, and is usually from about 1 to 99.99% by weight, preferably from about 10 to 90% by weight, based on the entire preparation.

[0340] When the compound of the present invention and the concomitant drug are separately prepared, the same content may be adopted.

[0341] These preparations can be produced by a method known *per se*, which is generally employed in the preparation process.

[0342] For example, the compound of the present invention and the concomitant drug can be made into an aqueous injection together with a dispersing agent (e.g., Tween 80 (manufactured by Atlas Powder, US), HCO 60 (manufactured by Nikko Chemicals), polyethylene glycol, carboxymethylcellulose, sodium alginate, hydroxypropylmethylcellulose, dextrin), a stabilizer (e.g., ascorbic acid, sodium pyrosulfite), a surfactant (e.g., Polysorbate 80, macrogol), a solubilizer (e.g., glycerin, ethanol), a buffer (e.g., phosphoric acid and alkali metal salt thereof, citric acid and alkali metal salt thereof), an isotonicizing agent (e.g., sodium chloride, potassium chloride, mannitol, sorbitol, glucose), a pH adjuster (e.g., hydrochloric acid, sodium hydroxide), a preservative (e.g., ethyl paraoxybenzoate, benzoic acid, methylparaben, propylparaben, benzyl alcohol), a dissolving agent (e.g., conc. glycerin, meglumine), a solubilizing agent (e.g., propylene glycol, sucrose), a soothing agent (e.g., glucose, benzyl alcohol), or can be dissolved, suspended or emulsified in a

vegetable oil such as olive oil, sesame oil, cotton seed oil, corn oil or a solubilizing agent such as propylene glycol and prepared into an oily injection, whereby an injection is afforded.

[0343] In addition, an excipient (e.g., lactose, sucrose, starch), a disintegrating agent (e.g., starch, calcium carbonate), a binder (e.g., starch, gum arabic, carboxymethylcellulose, polyvinylpyrrolidone, hydroxypropylcellulose), a lubricant (e.g., talc, magnesium stearate, polyethylene glycol 6000) may be added to the compound of the present invention or the concomitant drug, and the mixture can be compression-molded, according to a method known *per se* then if desirable, the molded product can be coated by a method known *per se* for the purpose of masking of taste, enteric property or durability, to give a preparation for oral administration.

[0344] As the coating agent, for example, hydroxypropylmethylcellulose, ethylcellulose, hydroxymethylcellulose, hydroxypropylcellulose, polyoxyethylene glycol, Tween 80, Pluronic F68, cellulose acetate phthalate, hydroxypropylmethylcellulose phthalate, hydroxymethylcellulose acetate succinate, Eudoragit (methacrylic acid-acrylic acid copolymer, manufactured by Rohm, DE), pigment (e.g., iron oxide red, titanium dioxide) can be used. The preparation for oral administration may be any of an immediate-release preparation and a sustained release preparation.

[0345] Moreover, the compound of the present invention and the concomitant drug can be made into an oily or aqueous solid, semisolid or liquid suppository according to a method known *per se*, by mixing them with an oily substrate, aqueous substrate or aqueous gel substrate.

[0346] As the oily substrate, for example, glycerides of higher fatty acid [e.g., cacao butter, Witepsols (manufactured by Dynamit Nobel, Germany)], glycerides of medium chain fatty acid [e.g., Miglyols (manufactured by Dynamit Nobel, Germany)], or vegetable oils (e.g., sesame oil, soybean oil, cotton seed oil), are mentioned.

[0347] Furthermore, as the aqueous substrate, for example, polyethylene glycol, propylene glycol are mentioned, and as the aqueous gel substrate, for example, natural gums, cellulose derivatives, vinyl polymers, acrylic acid polymers are mentioned.

[0348] As the above-mentioned sustained release preparation, sustained release microcapsules are mentioned. The sustained release microcapsule can be produced by a method known *per se*, for example, a method shown in the following [2].

[0349] The compound of the present invention is preferably molded into a preparation for oral administration such as a solid preparation (e.g., powder, granule, tablet, capsule), or molded into a preparation for rectal administration such as a suppository. Particularly, a preparation for oral administration is preferable.

[0350] The concomitant drug can be made into the above-mentioned drug form depending on the kind of the drug.

[0351] [1] An injection of the compound of the present invention or the concomitant drug, and preparation thereof, [2] a sustained release preparation or immediate-release preparation of the compound of the present invention or the concomitant drug, and preparation thereof, [3] a sublingual tablet, buccal or intraoral quick integrating agent of the compound of the present invention or the concomitant drug, and preparation thereof, will be described below specifically.

[1] Injection and preparation thereof

[0352] An injection prepared by dissolving the compound of the present invention or the concomitant drug into water is preferable. This injection may be allowed to contain a benzoate and/or salicylate.

[0353] The injection is obtained by dissolving the compound of the present invention or the concomitant drug, and if desirable, a benzoate and/or salicylate, into water.

[0354] As the above-mentioned salts of benzoic acid and salicylic acid, for example, salts of alkali metals such as sodium, potassium, salts of alkaline earth metals such as calcium, magnesium, ammonium salts, meglumine salts, salts with organic bases such as tromethamol, etc. are listed.

[0355] The concentration of the compound of the present invention or the concomitant drug in an injection is from 0.5 to 50 w/v%, preferably from about 3 to 20 w/v%. The concentration of a benzoate or/and salicylate is from 0.5 to 50 w/v%, preferably from about 3 to 20 w/v%.

[0356] Into the injection of the present invention, additives usually used in an injection, for example, a stabilizer (e.g., ascorbic acid, sodium pyrosulfite), a surfactant (e.g., Polysorbate 80, macrogol), a solubilizer (e.g., glycerin, ethanol), a buffer (e.g., phosphoric acid and alkali metal salt thereof, citric acid and alkali metal salt thereof), an isotonicizing agent (e.g., sodium chloride, potassium chloride), a dispersing agent (e.g., hydroxypropylmethylcellulose, dextrin), a pH regulator (e.g., hydrochloric acid, sodium hydroxide), a preservative (e.g., ethyl paraoxybenzoate, benzoic acid), a dissolving agent (e.g., conc. glycerin, meglumine), a solubilizing agent (e.g., propylene glycol, sucrose), a soothing agent (e.g., glucose, benzyl alcohol), can be appropriately blended. These additives are generally blended in a proportion usually used in an injection.

[0357] It is advantageous that pH of an injection is controlled from pH 2 to 12, preferably from pH 2.5 to 8.0 by addition of a pH regulator.

[0358] An injection is obtained by dissolving the compound of the present invention or the concomitant drug and if desirable, a benzoate and/or a salicylate, and if necessary, the above-mentioned additives into water. These may be

dissolved in any order, and can be appropriately dissolved in the same manner as in a conventional method of producing an injection.

[0359] An aqueous solution for injection may be advantageously heated, alternatively, for example, filter sterilization, high pressure heat sterilization can be conducted in the same manner as for a usual injection, to provide an injection.

[0360] It may be advantageous that an aqueous solution for injection is subjected to high pressure heat sterilization at 100 to 121°C for 5 to 30 min.

[0361] Further, a preparation endowed with an antibacterial property of a solution may also be produced so that it can be used as a preparation which is divided and administered multiple-times.

[2] Sustained release preparation or immediate-release preparation, and preparation thereof

[0362] A sustained release preparation is preferable which is obtained, if desirable, by coating a nucleus containing the compound of the present invention or the concomitant drug with a film agent such as a water-insoluble substance, swellable polymer. For example, a sustained release preparation for oral administration of once administration per day type is preferable.

[0363] As the water-insoluble substance used in a film agent, there are listed, for example, cellulose ethers such as ethylcellulose, butylcellulose, cellulose esters such as cellulose acetate, cellulose propionate, polyvinyl esters such as polyvinyl acetate, polyvinyl butyrate, acrylic acid/methacrylic acid copolymers, methyl methacrylate copolymers, ethoxyethyl methacrylate/cinnamoethyl methacrylate/aminoalkyl methacrylate copolymers, polyacrylic acid, polymethacrylic acid, methacrylic acid alkylamide copolymers, poly(methyl methacrylate), polymethacrylate, polymethacrylamide, aminoalkyl methacrylate copolymers, poly(methacrylic anhydride), glycidyl methacrylate copolymer, particularly, acrylic acid-based polymers such as Eudoragit (manufactured by Rohm Pharma) such as Eudoragit RS-100, RL-100, RS-30D, RL-30D, RL-PO, RS-PO (ethyl acrylate/methyl methacrylate/trimethylchloride methacrylate/ethyl ammonium), Eudoragit NE-30D (methyl methacrylate/ethyl acrylate copolymer), hydrogenated oils such as hydrogenated castor oil (e.g., Lubri wax (manufactured by Freund Corporation)), waxes such as carnauba wax, fatty acid glycerin ester, paraffin, polyglycerin fatty acid esters.

[0364] As the swellable polymer, polymers having an acidic dissociating group and showing pH dependent swell are preferable, and polymers having an acidic dissociating group, which manifest small swelling in acidic regions such as in stomach and large swelling in neutral regions such as in small intestine and large intestine, are preferable.

[0365] As such a polymer having an acidic dissociating group and showing pH dependent swell, cross-linkable polyacrylic acid polymers such as, for example, Carbomer 934P, 940, 941, 974P, 980, 1342, polycarbophil, calcium polycarbophil (last two are manufactured by BF Goodrich), Hiviswako 103, 104, 105, 304 (all are manufactured by Wako Pure Chemical Industries, Ltd.), are listed.

[0366] The film agent used in a sustained release preparation may further contain a hydrophilic substance.

[0367] As the hydrophilic substance, for example, polysaccharides which may contain a sulfate group such as pullulan, dextrin, alkali metal alginate, polysaccharides having a hydroxyalkyl or carboxyalkyl such as hydroxypropylcellulose, hydroxypropylmethylcellulose, carboxymethylcellulose sodium, methylcellulose, polyvinylpyrrolidone, polyvinyl alcohol, polyethylene glycol can be mentioned.

[0368] The content of a water-insoluble substance in the film agent of a sustained release preparation is from about 30 to about 90% (w/w), preferably from about 35 to about 80% (w/w), further preferably from about 40 to about 75% (w/w), the content of a swellable polymer is from about 3 to about 30% (w/w), preferably from about 3 to about 15% (w/w). The film agent may further contain a hydrophilic substance, and in which case, the content of a hydrophilic substance in the film agent is about 50% (w/w) or less, preferably about 5 to 40% (w/w), further preferably from about 5 to 35% (w/w). This % (w/w) indicates % by weight based on a film agent composition which is obtained by removing a solvent (e.g., water, lower alcohols such as methanol, ethanol) from a film agent solution.

[0369] The sustained release preparation is produced by preparing a nucleus containing a drugs as exemplified below, then, coating the resulted nucleus with a film agent solution prepared by heat-solving a water-insoluble substance, swellable polymer or by dissolving or dispersing it in a solvent.

I. Preparation of nucleus containing drug

[0370] The form of nucleus containing a drug to be coated with a film agent (hereinafter, sometimes simply referred to as nucleus) is not particularly restricted, and preferably, the nucleus is formed into particles such as a granule or fine particle.

[0371] When the nucleus is composed of granules or fine particles, the average particle size thereof is preferably from about 150 to about 2000 μm , further preferably, from about 500 to about 1400 μm .

[0372] Preparation of the nucleus can be effected by a usual production method. For example, a suitable excipient, binding agent, disintegrating agent, lubricant, stabilizer are mixed with a drug, and the mixture is subjected to a wet

extrusion granulating method, fluidized bed granulating method, to prepare a nucleus.

[0373] The content of drugs in a nucleus is from about 0.5 to about 95% (w/w), preferably from about 5.0 to about 80% (w/w), further preferably from about 30 to about 70% (w/w).

[0374] As the excipient contained in the nucleus, for example, saccharides such as sucrose, lactose, mannitol, glucose, starch, crystalline cellulose, calcium phosphate, corn starch are used. Among them, crystalline cellulose, corn starch are preferable.

[0375] As the binding agent, for example, polyvinyl alcohol, hydroxypropylcellulose, polyethylene glycol, polyvinyl pyrrolidone, Pluronic F68, gum Arabic, gelatin, starch are used. As the disintegrating agent, for example, carboxymethylcellulose calcium (ECG505), croscarmellose sodium (Ac-Di-Sol), crosslinked polyvinylpyrrolidone (Crospovidone), low substituted hydroxypropylcellulose (L-HPC) are used. Among them, hydroxypropylcellulose, polyvinylpyrrolidone, lower substituted hydroxypropylcellulose are preferable. As the lubricant and coagulation inhibitor, for example, talc, magnesium stearate and inorganic salts thereof are used, and as the lubricating agent, polyethylene glycol are used. As the stabilizer, acids such as tartaric acid, citric acid, succinic acid, fumaric acid, maleic acid, are used.

[0376] As the immediate-release preparation, oral agents and parenteral agents such as an injection are used, and oral agents are preferable.

[0377] The immediate-release preparation, usually, may contain, in addition to an active component drug, also carriers, additives and excipients conventionally used in the pharmaceutical field (hereinafter, sometimes abbreviated as excipient). The excipient used is not particularly restricted providing it is an excipient ordinarily used as a preparation excipient. For example, as the excipient for an oral solid preparation, lactose, starch, corn starch, crystalline cellulose (Avicel PH101, manufactured by Asahi Kasei Corporation), powder sugar, granulated sugar, mannitol, light anhydrous silicic acid, magnesium carbonate, calcium carbonate, L-cysteine are listed, and preferably, corn starch and mannitol are listed. These excipients can be used alone or in combination of two or more. The content of the excipient is, for example, from about 4.5 to about 99.4 w/w%, preferably from about 20 to about 98.5 w/w%, further preferably from about 30 to about 97 w/w%, based on the total amount of the immediate-release preparation.

[0378] The content of a drug in the immediate-release preparation can be appropriately selected in the range from about 0.5 to about 95 w/w%, preferably from about 1 to about 60 w/w% based on the total amount of the immediate-release preparation.

[0379] When the immediate-release preparation is an oral solid preparation, it usually contains, in addition to the above-mentioned components, also an disintegrating agent. As this disintegrating agent, for example, carboxymethylcellulose calcium (ECG-505, manufactured by Gotoku Yakuhin), croscarmellose sodium (e.g., Actisol, manufactured by Asahi Kasei Corporation), crospovidone (e.g., Kollidon CL, manufactured by BASF), low substituted hydroxypropylcellulose (manufactured by Shin-Etsu Chemical Co., Ltd.), carboxymethylstarch (manufactured by Matsutani Kagaku K.K.), carboxymethylstarch sodium (Exprotab, manufactured by Kimura Sangyo), partially pregelatinized starch (PCS, manufactured by Asahi Kasei Corporation), are used, and for example, those which disintegrate a granule by absorbing water in contact with water, causing swelling, or making a channel between an effective ingredient constituting the nucleus and an excipient, can be used. These disintegrating agents can be used alone or in combination of two or more. The amount of the disintegrating agent used is appropriately selected depending on the kind and blending amount of a drug used, design of releasing property, and for example, from about 0.05 to about 30 w/w%, preferably from about 0.5 to about 15 w/w%, based on the total amount of the immediate-release preparation.

[0380] When the immediate-release preparation is an oral solid preparation, it may further contain, in addition to the above-mentioned composition, if desired, additives conventional in solid preparations. As such an additive, there are used, for example, a binder (e.g., sucrose, gelatin, gum Arabic powder, methylcellulose, hydroxypropylcellulose, hydroxypropylmethylcellulose, carboxymethylcellulose, polyvinylpyrrolidone, pullulan, dextrin), a lubricant (e.g., polyethylene glycol, magnesium stearate, talc, light anhydrous silicic acid (e.g., Aerosil (manufactured by Nippon Aerosil))), a surfactant (e.g., anionic surfactants such as sodium alkylsulfate, nonionic surfactants such as polyoxyethylene fatty acid ester and polyoxyethylene sorbitan fatty acid ester, polyoxyethylene castor oil derivatives), a colorant (e.g., tar coloring matter, caramel, iron oxide red, titanium oxide, riboflavins), if necessary, an appetizing agent (e.g., sweetening agent, flavoring agent), an adsorbent, preservative, wetting agent, antistatic agent. Further, as the stabilizer, an organic acid such as tartaric acid, citric acid, succinic acid, fumaric acid may also be added.

[0381] As the above-mentioned binder, hydroxypropylcellulose, polyethylene glycol and polyvinylpyrrolidone are preferably used.

[0382] The immediate-release preparation can be prepared by, based on a usual technology of producing preparations, mixing the above-mentioned components, and if necessary, further kneading the mixture, and molding it. The above-mentioned mixing is conducted by generally used methods, for example, mixing, kneading. Specifically, when a immediate-release preparation is formed, for example, into a particle, it can be prepared, according to the same means as in the above-mentioned method for preparing a nucleus of a sustained release preparation, by mixing the components using a vertical granulator, universal kneader (manufactured by Hata Tekkosho), fluidized bed granulator FD-5S (manufactured by Powrex Corporation), and then, granulating the mixture by a wet extrusion granulation method, fluidized

bed granulation method.

[0383] Thus obtained immediate-release preparation and sustained release preparation may be themselves made into products or made into products appropriately together with preparation excipients, separately, by an ordinary method, then, may be administered simultaneously or may be administered in combination at any administration interval, or they may be themselves made into one preparation for oral administration (e.g., granule, fine particle, tablet, capsule) or made into one preparation for oral administration appropriately together with preparation excipients. It may also be permissible that they are made into granules or fine particles, and filled in the same capsule to be used as a preparation for oral administration.

[3] Sublingual tablet, buccal or intraoral quick disintegrating agent and preparation thereof

[0384] Sublingual tablet, buccal preparation or intraoral quick disintegrating agents may be a solid preparation such as tablet, or may be an oral mucosa membrane patch (film).

[0385] As the sublingual, buccal or intraoral quick disintegrating agent, a preparation containing the compound of the present invention or the concomitant drug and an excipient is preferable. It may contain also auxiliary agents such as a lubricant, isotonicizing agent, hydrophilic carrier, water-dispersible polymer, stabilizer. Further, for easy absorption and increased *in vivo* use efficiency, β -cyclodextrin or β -cyclodextrin derivatives (e.g., hydroxypropyl- β -cyclodextrin) may also be contained.

[0386] As the above-mentioned excipient, lactose, sucrose, D-mannitol, starch, crystalline cellulose, light anhydrous silicic acid are listed. As the lubricant, magnesium stearate, calcium stearate, talc, colloidal silica are listed, and particularly, magnesium stearate and colloidal silica are preferable. As the isotonicizing agent, sodium chloride, glucose, fructose, mannitol, sorbitol, lactose, saccharose, glycerin, urea are listed, and particularly, mannitol is preferable. As the hydrophilic carrier, swellable hydrophilic carriers such as crystalline cellulose, ethylcellulose, crosslinkable polyvinylpyrrolidone, light anhydrous silicic acid, silicic acid, dicalcium phosphate, calcium carbonate are listed, and particularly, crystalline cellulose (e.g., microcrystalline cellulose) is preferable. As the water-dispersible polymer, gums (e.g., gum tragacanth, acacia gum, cyamopsis gum), alginates (e.g., sodium alginate), cellulose derivatives (e.g., methylcellulose, carboxymethylcellulose, hydroxymethylcellulose, hydroxypropylcellulose, hydroxypropylmethylcellulose), gelatin, water-soluble starch, polyacrylic acids (e.g., Carbomer), polymethacrylic acid, polyvinyl alcohol, polyethylene glycol, polyvinylpyrrolidone, polycarbophil, ascorbic acid, palmitates are listed, and hydroxypropylmethylcellulose, polyacrylic acid, alginate, gelatin, carboxymethylcellulose, polyvinylpyrrolidone, polyethylene glycol are preferable. Particularly, hydroxypropylmethylcellulose is preferable. As the stabilizer, cysteine, thiosorbitol, tartaric acid, citric acid, sodium carbonate, ascorbic acid, glycine, sodium sulfite are listed, and particularly, citric acid and ascorbic acid are preferable.

[0387] The sublingual, buccal or intraoral quick disintegrating agent can be produced by mixing the compound of the present invention or the concomitant drug and an excipient by a method known *per se*. Further, if desired, the above-mentioned auxiliary agents such as a lubricant, isotonicizing agent, hydrophilic carrier, water-dispersible polymer, stabilizer, colorant, sweetening agent, preservative may be mixed. The sublingual, buccal or intraoral quick disintegrating agent is obtained by mixing the above-mentioned components simultaneously or at a time interval, then subjecting the mixture to tablet-making molding under pressure. For obtaining suitable hardness, it may also be permissible that the materials are moistened by using a solvent such as water, alcohol if desired before and after the tablet making process, and after the molding, the materials are dried, to obtain a product.

[0388] In the case of molding into a mucosa membrane patch (film), the compound of the present invention or the concomitant drug and the above-mentioned water-dispersible polymer (preferably, hydroxypropylcellulose, hydroxypropylmethylcellulose), excipient are dissolved in a solvent such as water, and the resulted solution is cast to give a film. Further, additives such as a plasticizer, stabilizer, antioxidant, preservative, colorant, buffer, sweetening agent may also be added. For imparting suitable elasticity to the film, glycols such as polyethylene glycol, propylene glycol may be contained, or for enhancing adhesion of the film to an intraoral mucosa membrane lining, a bioadhesive polymer (e.g., polycarbophil, carbopol) may also be contained. In the casting, a solution is poured on the non-adhesive surface, spread to uniform thickness (preferably, about 10 to 1000 micron) by an application tool such as a doctor blade, then, the solution is dried to form a film. It may be advantageous that thus formed film is dried at room temperature or under heat, and cut into a desired area.

[0389] As the preferable intraoral quick disintegrating agent, there are listed solid quick scattering dose agents composed of a network body comprising the compound of the present invention or the concomitant drug, and a water-soluble or water-diffusible carrier which is inert to the compound of the present invention or concomitant drug, are listed. This network body is obtained by sublimating a solvent from the composition constituted of a solution prepared by dissolving the compound of the present invention or the concomitant drug in a suitable solvent.

[0390] It is preferable that the composition of an intraoral quick disintegrating agent contains a matrix forming agent and a secondary component, in addition to the compound of the present invention or the concomitant drug.

[0391] Examples of the matrix forming agent include animal proteins or vegetable proteins such as gelatins, dextrans,

soybean, wheat and psyllium seed protein; rubber substances such as gum Arabic, guar gum, agar, xanthan; polysaccharides; alginic acids; carboxymethylcelluloses; carageenans; dextrans; pectines; synthetic polymers such as polyvinylpyrrolidone; substances derived from a gelatin-gum Arabic complex. Further, saccharides such as mannitol, dextrose, lactose, galactose, trehalose; cyclic saccharides such as cyclodextrin; inorganic salts such as sodium phosphate, sodium chloride and aluminum silicate; amino acids having 2 to 12 carbon atoms such as glycine, L-alanine, L-aspartic acid, L-glutamic acid, L-hydroxyproline, L-isoleucine, L-leucine, L-phenylalanine, are contained.

[0392] One or more of the matrix forming agents can be introduced in a solution or suspension before solidification. Such a matrix forming agent may be present in addition to a surfactant, or may be present while a surfactant being excluded. The matrix forming agents aid to maintain the compound of the present invention or the concomitant drug in the solution or suspension in diffused condition, in addition to formation of the matrix.

[0393] The composition may contain secondary components such as a preservative, antioxidant, surfactant, thickening agent, colorant, pH controlling agent, flavoring agent, sweetening agent, food taste masking agent. As the suitable colorant, there are listed red, black and yellow iron oxides, and FD & C dyes such as FD & C Blue 2, FD & C Red 40 manufactured by Ellis and Everard. Examples of the suitable flavoring agent include mint, raspberry, licorice, orange, lemon, grapefruit, caramel, vanilla, cherry, grape flavor and combinations thereof. Examples of the suitable pH controlling agent include citric acid, tartaric acid, phosphoric acid, hydrochloric acid and maleic acid. Examples of the suitable sweetening agent include aspartame, acesulfame K and thaumatin. Examples of the suitable food taste masking agent include sodium bicarbonate, ion exchange resin, cyclodextrin-inclusion compounds, adsorbent substances and microcapsulated apomorphine.

[0394] The preparation contains the compound of the present invention or the concomitant drug in an amount usually from about 0.1 to about 50% by weight, preferably from about 0.1 to about 30% by weight, and preferable are preparations (such as the above-mentioned sublingual tablet, buccal) which can dissolve 90% or more of the compound of the present invention or the concomitant drug (into water) within the time range of about 1 to about 60 min, preferably of about 1 to about 15 min, more preferably of about 2 to about 5 min, and intraoral quick disintegrating preparations which are disintegrated within the range of 1 to 60 sec, preferably of 1 to 30 sec, further preferably of 1 to 10 sec, after placed in an oral cavity.

[0395] The content of the above-mentioned excipient in the whole preparation is from about 10 to about 99% by weight, preferably from about 30 to about 90% by weight. The content of β -cyclodextrin or β -cyclodextrin derivative in the whole preparation is from 0 to about 30% by weight. The content of the lubricant in the whole preparation is from about 0.01 to about 10% by weight, preferably from about 1 to about 5% by weight. The content of the isotonicizing agent in the whole preparation is from about 0.1 to about 90% by weight, preferably, from about 10 to about 70% by weight. The content of the hydrophilic carrier in the whole preparation is from about 0.1 to about 50% by weight, preferably, from about 10 to about 30% by weight. The content of the water-dispersible polymer in the whole preparation is from about 0.1 to about 30% by weight, preferably, from about 10 to about 25% by weight. The content of the stabilizer in the whole preparation is from about 0.1 to about 10% by weight, preferably, from about 1 to 5% by weight. The above-mentioned preparation may further contain additives such as a colorant, sweetening agent, preservative, if necessary.

[0396] The dosage of a combination agent of the present invention differs depending on the kind of a compound of the present invention, age, body weight, condition, drug form, administration method, administration period, and for example, for one cancer patient (adult, body weight: about 60 kg), the combination agent is administered intravenously, at a dose of about 0.01 to about 1000 mg/kg/day, preferably about 0.01 to about 100 mg/kg/day, more preferably about 0.1 to about 100 mg/kg/day, particularly about 0.1 to about 50 mg/kg/day, especially about 1.5 to about 30 mg/kg/day, in terms of the compound of the present invention or the concomitant drug, respectively, once or several times in division a day. Of course, since the dose as described above varies depending on various conditions, amounts smaller than the above-mentioned dosage may sometimes be sufficient, further, amounts over that range sometimes have to be administered.

[0397] The amount of the concomitant drug can be set at any value unless side effects are problematical. The daily dosage in terms of the concomitant drug differs depending on the severity of the symptom, age, sex, body weight, sensitivity difference of the administration subject, administration period, interval, and nature, pharmacy, kind of the pharmaceutical preparation, kind of effective ingredient, and not particularly restricted, and the amount of a drug is, in the case of oral administration for example, usually from about 0.001 to 2000 mg, preferably from about 0.01 to 500 mg, further preferably from about 0.1 to 100 mg, per 1 kg of a mammal, which is usually administered once to 4-times in division a day.

[0398] In administration of a combination agent of the present invention, the compound of the present invention may be administered after administration of the concomitant drug or the concomitant drug may be administered after administration of the compound of the present invention, though they may be administered simultaneously. When administered at a time interval, the interval differs depending on the effective ingredient to be administered, drug form and administration method, and for example, when the concomitant drug is administered first, a method in which the compound of the present invention is administered within time range of from 1 min to 3 days, preferably from 10 min to 1 day, more

preferably from 15 min to 1 hr after administration of the concomitant drug is exemplified. When the compound of the present invention is administered first, a method in which the concomitant drug is administered within time range of from 1 min to 1 day, preferably from 10 min to 6 hrs, more preferably from 15 min to 1 hr after administration of the compound of the present invention is exemplified.

[0399] In a preferable administration method, for example, the concomitant drug which has been molded into an oral administration preparation is administered orally at a daily dose of about 0.001 to 200 mg/kg, and about 15 min later, the compound of the present invention which has been molded into an oral administration preparation is administered orally at a daily dose of about 0.005 to 100 mg/kg.

[0400] Furthermore, the compound of the present invention or the combination agent of the present invention can be used concurrently with a non-drug therapy. To be precise, the compound of the present invention or the combination agent of the present invention can be combined with a non-drug therapy such as (1) surgery, (2) hypertensive chemotherapy using angiotensin II etc., (3) gene therapy, (4) thermotherapy, (5) cryotherapy, (6) laser cauterization, (7) radiotherapy.

[0401] For example, by using the compound of the present invention or the combination agent of the present invention before or after an surgery, or before or after a combined treatment of two or three kinds thereof, effects such as prevention of emergence of resistance, prolongation of Disease-Free Survival, suppression of cancer metastasis or recurrence, prolongation of life can be afforded.

[0402] In addition, it is possible to combine a treatment with the compound of the present invention or the combination agent of the present invention with a supportive therapy [(i) administration of antibiotic (e.g., β -lactam type such as pamporin etc., macrolide type such as clarithromycin etc.) for the complication with various infectious diseases, (ii) administration of high-calorie transfusion, amino acid preparation or general vitamin preparation for the improvement of malnutrition, (iii) administration of morphine for pain mitigation, (iv) administration of a medicament for ameliorating side effects such as nausea, vomiting, anorexia, diarrhea, leucopenia, thrombocytopenia, decreased hemoglobin concentration, hair loss, hepatopathy, renopathy, DIC, fever and (v) administration of a medicament for suppressing multiple drug resistance of cancer].

[0403] Preferably, the compound of the present invention or the combination agent of the present invention is administered orally (including sustained-release preparations), intravenously (including boluses, infusions and clathrates), subcutaneously and intramuscularly (including boluses, infusions and sustained-release preparations), transdermally, intratumorally or proximally before or after the above-described treatment is conducted.

[0404] As a period for administering the compound of the present invention or the combination agent of the present invention before the surgery, etc., for example, it can be administered 1-time about 30 min to 24 hrs before the surgery, etc., or in 1 to 3 cycles about 3 months to 6 months before the surgery, etc. In this way, the surgery, etc. can be conducted easily because, for example, a cancer tissue would be reduced by administering the compound of the present invention or the combination agent of the present invention before the surgery.

[0405] As a period for administering the compound of the present invention or the combination agent of the present invention after the surgery, etc., for example, it can be administered repeatedly per a few weeks to 3 months, about 30 min to 24 hrs after the surgery. In this way, it enhances the effect of the surgery, etc. by administering the compound of the present invention or the combination agent of the present invention after the surgery.

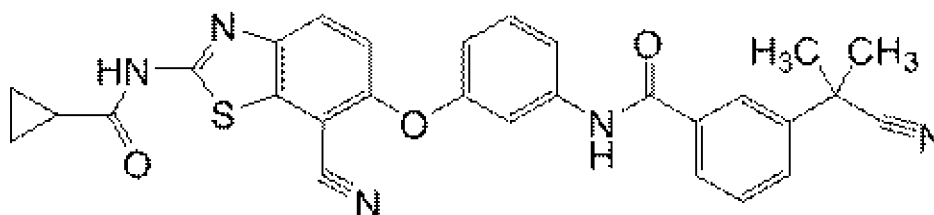
Examples

[0406] The present invention is explained in more detail in the following by referring to Examples, Formulation Examples, Experimental Examples and Test Examples, which are not to be construed as limitative.

Example 1

production of N-[3-((7-cyano-2-((cyclopropylcarbonyl)amino)-1,3-benzothiazol-6-yl)oxy)phenyl]-3-(1-cyano-1-methyl-ethyl)benzamide

[0407]



(i) Production of 3-(1-cyano-1-methylethyl)-N-(3-hydroxyphenyl)benzamide

[0408] 3-(1-Cyano-1-methylethyl)benzoic acid (20.0 g, 105 mmol) was dissolved in tetrahydrofuran (105 mL), and oxalyl chloride (10.8 mL, 126 mmol) and N,N-dimethylformamide (20 μ L) were added. The reaction mixture was stirred at room temperature for 1 hr, and the solvent was evaporated under reduced pressure to give 3-(1-cyano-1-methylethyl)benzoyl chloride. To a solution of 3-aminophenol (11.4 g, 105 mmol) in tetrahydrofuran (200 mL) was added a suspension of sodium hydrogen carbonate (26.5 g, 315 mmol) in water (315 mL), and the mixture was vigorously stirred at room temperature. A solution of 3-(1-cyano-1-methylethyl)benzoyl chloride in tetrahydrofuran (105 mL) produced above was added dropwise, and the mixture was stirred at room temperature for 16 hr. Ethyl acetate (300 mL) was added to the reaction mixture, and the aqueous layer was separated. The organic layer was washed with saturated brine (300 mL) and dried over anhydrous sodium sulfate. Insoluble material was filtered off, and the filtrate was concentrated under reduced pressure. The obtained solid was washed with a mixed solvent (1:1) of diisopropyl ether and n-hexane to give the title compound (27.0 g, 92%) as a white powder.

¹H-NMR (DMSO-d₆, 300 MHz) δ 1.75 (6H, s), 6.36 - 6.65 (1H, m), 7.04 - 7.20 (2H, m), 7.27 - 7.38 (1H, m), 7.59 (1H, t, J = 7.8 Hz), 7.66 - 7.80 (1H, m), 7.91 (1H, dt, J = 7.8, 1.2 Hz), 8.01 (1H, t, J = 1.8 Hz), 9.44 (1H, s), 10.18 (1H, s).

(ii) Production of 3-(1-cyano-1-methylethyl)-N-[3-(2-cyano-4-nitrophenoxy)phenyl]benzamide

[0409] To a solution of 3-cyano-4-fluoronitrobenzene (1.76 g, 10.5 mmol) and 3-(1-cyano-1-methylethyl)-N-(3-hydroxyphenyl)benzamide (2.97 g, 10.5 mmol) in N,N-dimethylformamide (20 mL) was added potassium carbonate (2.17 g, 15.7 mmol), and the mixture was stirred at 70°C for 12 hr. The reaction mixture was cooled to room temperature, insoluble material was filtered off, water (100 mL) was added to the filtrate, and the mixture was extracted with ethyl acetate (200 mL). The organic layer was washed with saturated brine (100 mL \times 2), dried over anhydrous sodium sulfate, and insoluble material was filtered off. The obtained organic layer was purified by basic silica gel column chromatography (eluate: ethyl acetate), and the obtained solution was concentrated under reduced pressure to give the title compound (4.21 g, 94%) as a yellow oil.

¹H-NMR (DMSO-d₆, 300 MHz) δ 1.75 (6H, s), 7.01 - 7.19 (2H, m), 7.55 (1H, t, J = 8.1 Hz), 7.61 (1H, t, J = 7.8 Hz), 7.68 - 7.80 (2H, m), 7.81 (1H, t, J = 2.1 Hz), 7.89 - 7.99 (1H, m), 8.03 (1H, t, J = 1.7 Hz), 8.48 (1H, dd, J = 9.4, 2.8 Hz), 8.88 (1H, d, J = 2.8 Hz), 10.56 (1H, s).

(iii) Production of N-[3-(4-amino-2-cyanophenoxy)phenyl]-3-(1-cyano-1-methylethyl)benzamide

[0410] A suspension of 3-(1-cyano-1-methylethyl)-N-[3-(2-cyano-4-nitrophenoxy)phenyl]benzamide (4.18 g, 9.80 mmol), calcium chloride (3.43 g, 29.4 mmol) and reduced iron (2.73 g, 49.0 mmol) in ethanol (70 mL)/water (7 mL) was stirred with heating at 80°C for 16 hr. The reaction mixture was cooled to room temperature, and insoluble material was filtered off through a pad of celite and washed with ethanol. The filtrate and washings were combined and the mixture was concentrated under reduced pressure. The obtained residue was diluted with ethyl acetate (200 mL), washed successively with 5% aqueous sodium hydrogen carbonate solution (200 mL \times 2) and saturated brine (200 mL \times 2), and dried over anhydrous sodium sulfate. Insoluble material was filtered off, and the filtrate was concentrated under reduced pressure. The obtained residue was purified by basic silica gel column chromatography (eluate: ethyl acetate), and the obtained solution was concentrated under reduced pressure to give the title compound (3.18 g, 82%) as a yellow oil.

¹H-NMR (DMSO-d₆, 300 MHz) δ 1.74 (6H, s), 5.48 - 5.66 (2H, br s), 6.65 - 6.80 (1H, m), 6.86 - 7.05 (3H, m), 7.34 (1H, t, J = 8.1 Hz), 7.42 (1H, t, J = 2.1 Hz), 7.48 - 7.55 (1H, m), 7.58 (1H, t, J = 7.8 Hz), 7.69 - 7.81 (1H, m), 7.84 - 7.94 (1H, m), 8.00 (1H, t, J = 1.7 Hz), 10.35 (1H, s).

(iv) Production of N-[3-[(2-amino-7-cyano-1,3-benzothiazol-6-yl)oxy]phenyl]-3-(1-cyano-1-methylethyl)benzamide

[0411] Potassium thiocyanate (1.84 g, 18.9 mmol) was suspended in acetic acid (20 mL), and the mixture was stirred at room temperature for 10 min. N-[3-(4-Amino-2-cyanophenoxy)phenyl]-3-(1-cyano-1-methylethyl)benzamide (1.5 g, 3.78 mmol) was added to the obtained solution, and the mixture was further stirred at room temperature for 10 min. A solution of bromine (635 mg, 3.97 mmol) in acetic acid (10 mL) was added dropwise to the obtained solution over 15 min. After the completion of the dropwise addition, and the mixture was stirred at room temperature for 4 hr. A solution of potassium thiocyanate (0.734 g, 7.56 mmol) and bromine (241 mg, 1.51 mmol) in acetic acid (5 mL) was added, the mixture was further stirred for 1 hr. Insoluble material was filtered off and washed with acetic acid. The filtrate and washings were combined and the mixture was concentrated under reduced pressure. The obtained residue was suspended in ethyl acetate (200 mL)/tetrahydrofuran (20 mL), washed successively with 1N aqueous sodium hydroxide solution (100 mL), 5% aqueous sodium hydrogen carbonate solution (200 mL) and saturated brine (200 mL), and dried over anhydrous sodium sulfate. Insoluble material was filtered off, and the filtrate was purified by basic silica gel column

chromatography (eluate: ethyl acetate). The obtained solution was concentrated under reduced pressure to give the title compound (1.38 g, 81%) as a yellow powder.

¹H-NMR (DMSO-d₆, 300 MHz) δ 1.74 (6H, s), 6.81 - 6.91 (1H, m), 7.04 (1H, d, J = 8.7 Hz), 7.41 (1H, t, J = 8.1 Hz), 7.49 - 7.67 (4H, m), 7.69 - 7.80 (1H, m), 7.84 - 7.95 (3H, m), 8.00 (1H, t, J = 1.7 Hz), 10.39 (1H, s).

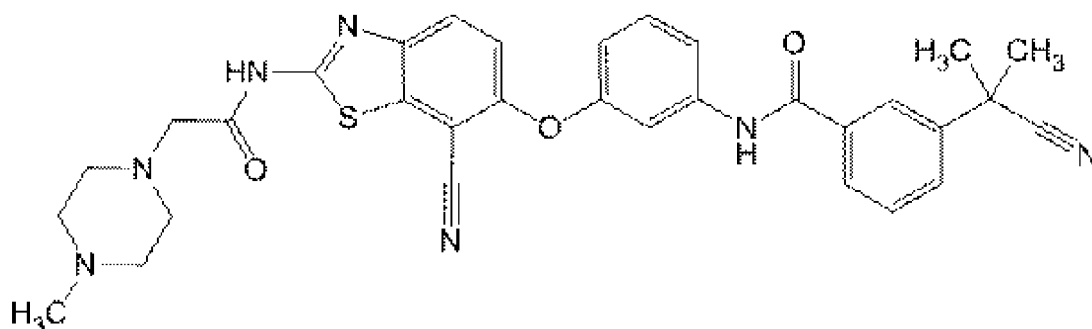
(v) Production of N-[3-({7-cyano-2-[(cyclopropylcarbonyl)amino]-1,3-benzothiazol-6-yl}oxy)phenyl]-3-(1-cyano-1-methylethyl)benzamide

[0412] To a solution of N-{3-[(2-amino-7-cyano-1,3-benzothiazol-6-yl)oxy]phenyl}-3-(1-cyano-1-methylethyl)benzamide (150 mg, 0.33 mmol) in pyridine (2 mL) was added cyclopropanecarbonyl chloride (59 μL, 0.66 mmol), and the mixture was stirred at room temperature for 2 hr. The reaction mixture was concentrated under reduced pressure. The residue was suspended in ethyl acetate (50 mL), washed with 5% aqueous sodium hydrogen carbonate solution (50 mL) and saturated brine (50 mL), successively, and dried over anhydrous sodium sulfate. Insoluble material was filtered off, and the filtrate was concentrated under reduced pressure. The obtained residue was purified by silica gel column chromatography (ethyl acetate/n-hexane=30/70→100/0), and the obtained solution was concentrated under reduced pressure. The residue was crystallized from ethyl acetate to give the title compound (119 mg, 69%) as a white powder. ¹H-NMR (DMSO-d₆, 300 MHz) δ 0.90 - 1.09 (4H, m), 1.74 (6H, s), 1.96 - 2.10 (1H, m), 6.93 (1H, dd, J = 7.7, 2.1 Hz), 7.20 (1H, d, J = 8.9 Hz), 7.45 (1H, t, J = 8.1 Hz), 7.54 - 7.68 (3H, m), 7.70 - 7.81 (1H, m), 7.91 (1H, d, J = 7.9 Hz), 8.00 (1H, t, J = 1.7 Hz), 8.05 (1H, d, J = 8.9 Hz), 10.43 (1H, s), 13.01 (1H, br s).

Example 2

Production of 3-(1-cyano-1-methylethyl)-N-{3-[(7-cyano-2-[(4-methylpiperazin-1-yl)acetyl]aminol-1,3-benzothiazol-6-yl)oxy]phenyl}benzamide

[0413]



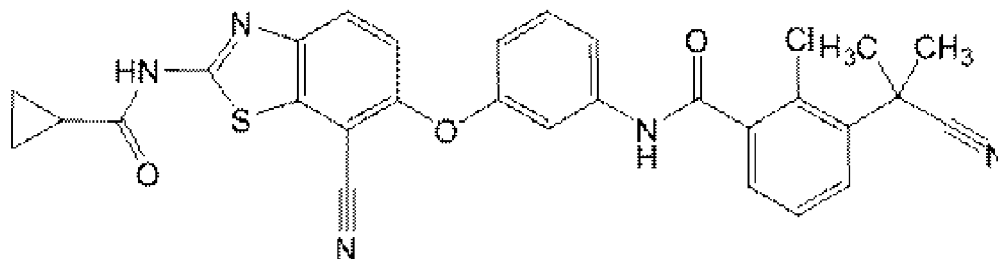
[0414] To a solution of N-{3-[(2-amino-7-cyano-1,3-benzothiazol-6-yl)oxy]phenyl}-3-(1-cyano-1-methylethyl)benzamide (150 mg, 0.33 mmol) produced in Example 1 (iv) in N,N-dimethylacetamide (3 mL) was added chloroacetyl chloride (58 μL, 0.73 mmol), and the mixture was stirred at room temperature for 2 hr. 5% Aqueous sodium hydrogen carbonate solution (10 mL) was added to the reaction mixture, and the mixture was extracted with ethyl acetate (10 mL). The extract was washed with saturated brine (10 mL), and dried over anhydrous sodium sulfate. Insoluble material was filtered off, the filtrate was concentrated under reduced pressure, the obtained residue was dissolved in tetrahydrofuran (3 mL). Triethylamine (136 μL, 0.99 mmol) and 1-methylpiperazine (110 μL, 0.99 mmol) were added to the mixture, and the mixture was stirred at 80°C for 8 hr. The reaction mixture was cooled to room temperature, diluted with ethyl acetate (10 mL), washed successively with water (10 mL) and saturated brine (10 mL), and dried over anhydrous sodium sulfate. Insoluble material was filtered off, the filtrate was concentrated under reduced pressure, and the obtained residue was purified by basic silica gel column chromatography (methanol/ethyl acetate=0/100→15/85). The obtained solution was concentrated under reduced pressure. The residue was crystallized from ethyl acetate/diisopropyl ether to give the title compound (126 mg, 64%) as a white powder.

¹H-NMR (DMSO-d₆, 300 MHz) δ 1.74 (6H, s), 2.17 (3H, s), 2.37 (4H, br s), 2.56 (6H, br s), 6.89 - 7.00 (1H, m), 7.20 (1H, d, J = 9.0 Hz), 7.45 (1H, t, J = 8.2 Hz), 7.54 - 7.68 (3H, m), 7.73 - 7.79 (1H, m), 7.91 (1H, d, J = 7.9 Hz), 8.00 (1H, t, J = 1.7 Hz), 8.05 (1H, d, J = 9.0 Hz), 10.43 (1H, s).

Example 3

Production of 2-chloro-N-[3-({7-cyano-2-[(cyclopropylcarbonyl)amino]-1,3-benzothiazol-6-yl}oxy)phenyl]-3-(1-cyano-1-methylethyl)benzamide

[0415]



(i) Production of 2-(3-aminophenoxy)-5-nitrobenzonitrile

[0416] To a solution of 2-fluoro-5-nitrobenzonitrile (5.00 g, 30.1 mmol) and 3-aminophenol (3.28 g, 30.1 mmol) in N,N-dimethylformamide (30 mL) was added potassium carbonate (6.23 g, 45.2 mmol), and the mixture was stirred at 60°C for 2 hr. The reaction mixture was cooled to room temperature, insoluble material was filtered off and washed with ethyl acetate (150 mL). The filtrate and washings were combined and the mixture was concentrated under reduced pressure. The obtained residue was diluted with ethyl acetate (200 mL), washed with 5% aqueous sodium hydrogen carbonate solution (100 mL) and saturated brine (100 mL), successively, and dried over anhydrous sodium sulfate. Insoluble material was filtered off, and the filtrate was concentrated under reduced pressure. The obtained residue was purified by basic silica gel column chromatography (ethyl acetate/n-hexane=20/80→70/30) and the obtained solution was concentrated under reduced pressure. The residue was crystallized from ethyl acetate/n-hexane to give the title compound (5.09 g, 66%) as a yellow powder.

¹H-NMR (DMSO-d₆, 300 MHz) δ 5.48 (2H, s), 6.31 - 6.37 (1H, m), 6.38 (1H, t, J = 2.2 Hz), 6.51 - 6.58 (1H, m), 7.03 (1H, d, J = 9.4 Hz), 7.11 - 7.20 (1H, m), 8.45 (1H, dd, J = 9.4, 2.8 Hz), 8.82 (1H, d, J = 2.8 Hz).

(ii) Production of N-[3-(2-cyano-4-nitrophenoxy)phenyl]-2,2,2-trifluoroacetamide

[0417] To a solution of 2-(3-aminophenoxy)-5-nitrobenzonitrile (2.50 g, 9.79 mmol) in tetrahydrofuran (25 mL) was added trifluoroacetic anhydride (1.62 mL, 11.6 mmol), and the mixture was stirred at room temperature for 14 hr. The reaction mixture was diluted with ethyl acetate (200 mL), washed successively with water (100 mL), 5% aqueous sodium hydrogen carbonate solution (100 mL×2) and saturated brine (100 mL), and dried over anhydrous sodium sulfate. Insoluble material was filtered off, and the filtrate was concentrated under reduced pressure to give the title compound (3.17 g, 92%) as a yellow oil.

¹H-NMR (DMSO-d₆, 300 MHz) δ 7.09 (1H, d, J = 9.3 Hz), 7.17 - 7.22 (1H, m), 7.54 - 7.63 (1H, m), 7.63 - 7.72 (2H, m), 8.42-8.49 (1H, m), 8.89 (1H, d, J = 2.6 Hz), 11.46 (1H, br s).

(iii) Production of N-[3-(4-amino-2-cyanophenoxy)phenyl]-2,2,2-trifluoroacetamide

[0418] To a solution of N-[3-(2-cyano-4-nitrophenoxy)phenyl]-2,2,2-trifluoroacetamide (2.81 g, 8.01 mmol) in 1-methylpyrrolidin-2-one (20 mL)/methanol (80 mL) was added 10% palladium-carbon (300 mg), and the mixture was stirred at room temperature for 6 hr under a hydrogen atmosphere (1 atm). Insoluble material was filtered off, and the filtrate was concentrated under reduced pressure. The obtained residue was diluted with ethyl acetate (200 mL), washed successively with water (100 mL×2) and saturated brine (100 mL×2), and dried over anhydrous sodium sulfate. Insoluble material was filtered off, and the filtrate was concentrated under reduced pressure. The obtained residue was purified by basic silica gel column chromatography (ethyl acetate/n-hexane=50/50→80/20), and the fraction containing the object product was concentrated under reduced pressure to give the title compound (2.48 g, 97%) as a pale-yellow oil.

¹H-NMR (DMSO-d₆, 300 MHz) δ 5.55 (2H, s), 6.81 (1H, d, J = 8.1 Hz), 6.88 - 6.94 (2H, m), 6.96 - 7.03 (1H, m), 7.22 (1H, t, J = 2.1 Hz), 7.32 - 7.42 (1H, m), 7.41 - 7.50 (1H, m), 11.28 (1H, br s).

(iv) Production of N-{3-[(2-amino-7-cyano-1,3-benzothiazol-6-yl)oxy]phenyl}-2,2,2-trifluoroacetamide

[0419] Potassium thiocyanate (2.89 g, 29.8 mmol) was suspended in acetic acid (20 mL), and the mixture was stirred at room temperature for 10 min. N-[3-(4-Amino-2-cyanophenoxy)phenyl]-2,2,2-trifluoroacetamide (2.4 g, 7.47 mmol) was added to the obtained solution, and the mixture was further stirred at room temperature for 10 min. A solution of bromine (1.31 g, 8.21 mmol) in acetic acid (10 mL) was slowly added dropwise to the obtained solution. After the completion of the dropwise addition, the mixture was stirred at room temperature for 12 hr. The resulting yellow insoluble material was filtered off and washed with acetic acid. The filtrate and washings were combined and the mixture was concentrated under reduced pressure. The obtained residue was suspended in ethyl acetate (200 mL)/tetrahydrofuran (40 mL), washed successively with saturated aqueous sodium hydrogen carbonate solution (240 mL×2) and saturated brine (240 mL), and dried over anhydrous sodium sulfate. Insoluble material was filtered off, and the filtrate was concentrated under reduced pressure. The obtained residue was slurry washed with diisopropyl ether to give the title compound (1.68 g, 59%) as a yellow powder.

¹H-NMR (DMSO-d₆, 300 MHz) δ 6.89 - 7.00 (1H, m), 7.06 (1H, d, J = 8.9 Hz), 7.35 (1H, t, J = 2.1 Hz), 7.44 (1H, t, J = 8.1 Hz), 7.51 - 7.59 (1H, m), 7.63 (1H, d, J = 8.9 Hz), 7.92 (2H, s), 11.30 (1H, s).

(v) Production of N-(7-cyano-6-{3-[(trifluoroacetyl)amino]phenoxy}-1,3-benzothiazol-2-yl)cyclopropanecarboxamide

[0420] To a solution of N-[3-[(2-amino-7-cyano-1,3-benzothiazol-6-yl)oxy]phenyl]-2,2,2-trifluoroacetamide (1.5 g, 3.96 mmol) in pyridine (4 mL) was added cyclopropanecarbonyl chloride (467 μL, 5.15 mmol), and the mixture was stirred at room temperature for 2 hr. The reaction mixture was concentrated under reduced pressure. The obtained residue was diluted with ethyl acetate (200 mL), washed successively with 5% aqueous sodium hydrogen carbonate solution (200 mL) and saturated brine (200 mL), and dried over anhydrous sodium sulfate. Insoluble material was filtered off, and the filtrate was concentrated under reduced pressure. The obtained residue was purified by silica gel column chromatography (ethyl acetate/n-hexane=30/70→60/40), and the obtained solution was concentrated under reduced pressure. The residue was recrystallized from ethyl acetate to give the title compound (1.26 g, 63%) as a colorless powder. ¹H-NMR (DMSO-d₆, 300 MHz) δ 0.80 - 1.13 (4H, m), 1.92 - 2.11 (1H, m), 6.93 - 7.15 (1H, m), 7.22 (1H, d, J = 8.9 Hz), 7.35 - 7.73 (3H, m), 8.06 (1H, d, J = 9.0 Hz), 11.0 - 12.1 (1H, br s), 12.2 - 13.4 (1H, br s).

(vi) Production of N-[6-(3-aminophenoxy)-7-cyano-1,3-benzothiazol-2-yl]cyclopropanecarboxamide

[0421] N-(7-Cyano-6-{3-[(trifluoroacetyl)amino]phenoxy}-1,3-benzothiazol-2-yl)cyclopropanecarboxamide (1.06 g, 2.37 mmol) was dissolved in a mixed solvent of tetrahydrofuran (25 mL)/methanol (25 mL)/water (25 mL), lithium hydroxide monohydrate (1.05 g, 25.7 mmol) was added, and the mixture was stirred at room temperature for 18 hr. The reaction mixture was neutralized with 1N hydrochloric acid, and concentrated under reduced pressure. The obtained residue was repeatedly washed with water to give the title compound (0.79 g, 95%) as a white powder.

¹H-NMR (DMSO-d₆, 300 MHz) δ 0.90 - 1.14 (4H, m), 1.96 - 2.11 (1H, m), 5.33 (2H, s), 6.18 - 6.30 (2H, m), 6.37 - 6.49 (1H, m), 6.98 - 7.07 (1H, m), 7.10 (1H, d, J = 9.1 Hz), 8.00 (1H, d, J = 9.1 Hz), 12.96 (1H, br s).

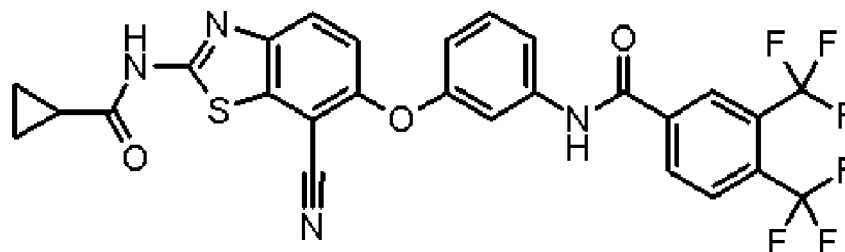
(vii) Production of 2-chloro-N-[3-({7-cyano-2-[(cyclopropylcarbonyl)amino]-1,3-benzothiazol-6-yl}oxy)phenyl]-3-(1-cyano-1-methylethyl)benzamide

[0422] To a solution of 2-chloro-3-(1-cyano-1-methylethyl)benzoic acid (76 mg, 0.339 mmol) in tetrahydrofuran (2 mL) were added oxalyl chloride (36 μL, 0.420 mmol) and N,N-dimethylformamide (20 μL), and the mixture was stirred at room temperature for 1 hr. The reaction mixture was concentrated under reduced pressure, and the residue was dissolved in N,N-dimethylacetamide (2 mL). N-[6-(3-Aminophenoxy)-7-cyano-1,3-benzothiazol-2-yl]cyclopropanecarboxamide (100 mg, 0.29 mmol) was added to the solution, and the mixture was stirred at room temperature for 3 hr. The reaction mixture was diluted with ethyl acetate (15 mL), washed successively with 5% aqueous sodium hydrogen carbonate solution (10 mL) and saturated brine (10 mL), and dried over anhydrous sodium sulfate. Insoluble material was filtered off, and the filtrate was concentrated under reduced pressure. The obtained residue was purified by silica gel column chromatography (ethyl acetate/n-hexane=30/70→80/20), and the obtained solution was concentrated under reduced pressure. The residue was recrystallized from ethyl acetate to give the title compound (129 mg, 81%) as a white powder. ¹H-NMR (DMSO-d₆, 300 MHz) δ 0.95 - 1.05 (4H, m), 1.84 (6H, s), 1.94 - 2.08 (1H, m), 6.82 - 6.96 (1H, m), 7.21 (1H, d, J = 9.0 Hz), 7.43 (1H, t, J = 8.2 Hz), 7.48 - 7.62 (4H, m), 7.66 (1H, dd, J = 7.7, 1.9 Hz), 8.05 (1H, d, J = 9.0 Hz), 10.72 (1H, s), 13.00 (1H, br s).

Example 4

Production of N-[3-({7-cyano-2-[(cyclopropylcarbonyl)amino]-1,3-benzothiazol-6-yl}oxy)phenyl]-3,4-bis(trifluoromethyl)benzamide

[0423]



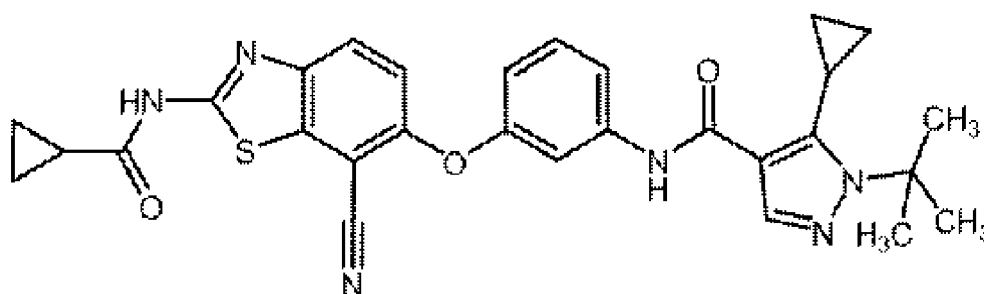
[0424] A mixture of N-[6-(3-aminophenoxy)-7-cyano-1,3-benzothiazol-2-yl]cyclopropanecarboxamide (100 mg, 0.285 mmol) produced in Example 3(vi), 3,4-bis(trifluoromethyl)benzoic acid (88 mg, 0.340 mmol), O-(7-azabenzotriazol-1-yl)-N,N,N',N'-tetramethyluronium hexafluorophosphate (129 mg, 0.340 mmol) and pyridine (3 mL) was stirred at 60°C for 12 hr. The reaction mixture was cooled to room temperature, diluted with ethyl acetate (15 mL), washed successively with 5% aqueous sodium hydrogen carbonate solution (10 mL) and saturated brine (10 mL), and dried over anhydrous sodium sulfate. Insoluble material was filtered off, and the filtrate was concentrated under reduced pressure. The residue was purified by silica gel column chromatography (ethyl acetate/n-hexane=30/70→80/20), and the obtained solution was concentrated under reduced pressure. The residue was crystallized from ethyl acetate/n-hexane to give the title compound (119 mg, 71%) as a white powder.

¹H-NMR (DMSO-d₆, 300 MHz) δ 0.87 - 1.12 (4H, m), 1.97 - 2.12 (1H, m), 6.82 - 7.11 (1H, m), 7.22 (1H, d, J = 8.9 Hz), 7.48 (1H, t, J = 8.1 Hz), 7.59 (1H, t, J = 2.2 Hz), 7.62 - 7.70 (1H, m), 8.06 (1H, d, J = 8.9 Hz), 8.24 (1H, d, J = 8.3 Hz), 8.43 (1H, d, J = 8.1 Hz), 8.49 (1H, s), 10.76 (1H, s), 13.00 (1H, s).

Example 5

Production of 1-tert-butyl-N-[3-({7-cyano-2-[(cyclopropylcarbonyl)amino]-1,3-benzothiazol-6-yl}oxy)phenyl]-5-cyclopropyl-1H-pyrazole-4-carboxamide

[0425]



[0426] To a solution of 1-tert-butyl-5-cyclopropyl-1H-pyrazole-4-carboxylic acid (71 mg, 0.342 mmol) in tetrahydrofuran (2 mL) were added oxalyl chloride (36 μL, 0.420 mmol) and N,N-dimethylformamide (20 μL), and the mixture was stirred at room temperature for 1 hr. The reaction mixture was concentrated under reduced pressure, and the residue was dissolved in N,N-dimethylacetamide (2 mL). N-[6-(3-Aminophenoxy)-7-cyano-1,3-benzothiazol-2-yl]cyclopropanecarboxamide (100 mg, 0.29 mmol) produced in Example 3(vi) was added to the solution, and the mixture was stirred at room temperature for 12 hr. The reaction mixture was diluted with ethyl acetate (15 mL), washed successively with 5% aqueous sodium hydrogen carbonate solution (7 mL) and saturated brine (7 mL), and dried over anhydrous sodium sulfate. Insoluble material was filtered off, and the filtrate was concentrated under reduced pressure. The obtained residue was purified by silica gel column chromatography (ethyl acetate/n-hexane=50/50→100/0), and the obtained solution was concentrated under reduced pressure. The residue was recrystallized from ethyl acetate/n-hexane to give

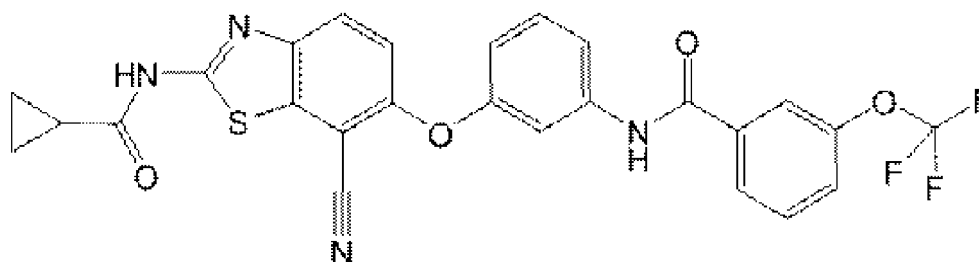
the title compound (111 mg, 72%) as a white powder.

$^1\text{H-NMR}$ (DMSO-d_6 , 300 MHz) δ 0.60 - 0.78 (2H, m), 0.94 - 1.09 (6H, m), 1.68 (9H, s), 1.93 - 2.14 (2H, m), 6.76 - 6.90 (1H, m), 7.18 (1H, d, $J = 9.0$ Hz), 7.38 (1H, t, $J = 8.4$ Hz), 7.49 - 7.57 (2H, m), 7.59 (1H, s), 8.04 (1H, d, $J = 9.0$ Hz), 10.03 (1H, s), 12.99 (1H, s).

Example 6

Production of N-[3-({7-cyano-2-[(cyclopropylcarbonyl)amino]-1,3-benzothiazol-6-yl}oxy)phenyl]-3-(trifluoromethoxy)benzamide

[0427]



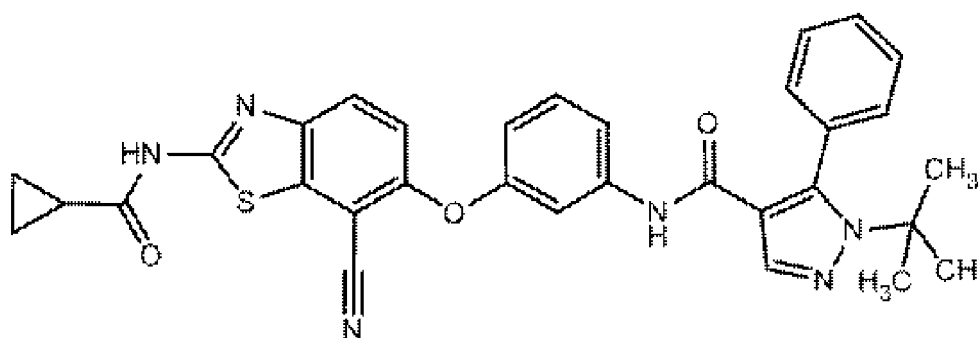
[0428] To a solution of 3-(trifluoromethoxy)benzoic acid (70 mg, 0.339 mmol) in tetrahydrofuran (2 mL) were added oxalyl chloride (36 μL , 0.420 mmol) and N,N-dimethylformamide (20 μL), and the mixture was stirred at room temperature for 1 hr. The reaction mixture was concentrated under reduced pressure, and the residue was dissolved in N,N-dimethylacetamide (2 mL). N-[6-(3-Aminophenoxy)-7-cyano-1,3-benzothiazol-2-yl]cyclopropanecarboxamide (100 mg, 0.29 mmol) produced in Example 3(vi) was added to the solution, and the mixture was stirred at room temperature for 12 hr. The reaction mixture was diluted with ethyl acetate (15 mL), washed successively with 5% aqueous sodium hydrogen carbonate solution (5 mL) and saturated brine (5 mL), and dried over anhydrous sodium sulfate. Insoluble material was filtered off, and the filtrate was concentrated under reduced pressure. The obtained residue was purified by silica gel column chromatography (ethyl acetate/n-hexane=30/70 \rightarrow 80/20), and the obtained solution was concentrated under reduced pressure. The residue was recrystallized from ethyl acetate to give the title compound (90 mg, 59%) as a white powder.

$^1\text{H-NMR}$ (DMSO-d_6 , 300 MHz) δ 0.92 - 1.05 (4H, m), 1.96 - 2.12 (1H, m), 6.82 - 7.01 (1H, m), 7.21 (1H, d, $J = 9.0$ Hz), 7.45 (1H, t, $J = 8.2$ Hz), 7.56 - 7.74 (4H, m), 7.88 (1H, s), 7.98 (1H, dt, $J = 7.6, 1.3$ Hz), 8.06 (1H, d, $J = 9.0$ Hz), 10.48 (1H, s), 13.00 (1H, s).

Example 7

Production of 1-tert-butyl-N-[3-({7-cyano-2-[(cyclopropylcarbonyl)amino]-1,3-benzothiazol-6-yl}oxy)phenyl]-5-phenyl-1H-pyrazole-4-carboxamide

[0429]



[0430] To a solution of 1-tert-butyl-5-phenyl-1H-pyrazole-4-carboxylic acid (67 mg, 0.274 mmol) in tetrahydrofuran (2 mL) were added oxalyl chloride (29 μL , 0.338 mmol) and N,N-dimethylformamide (20 μL), and the mixture was stirred

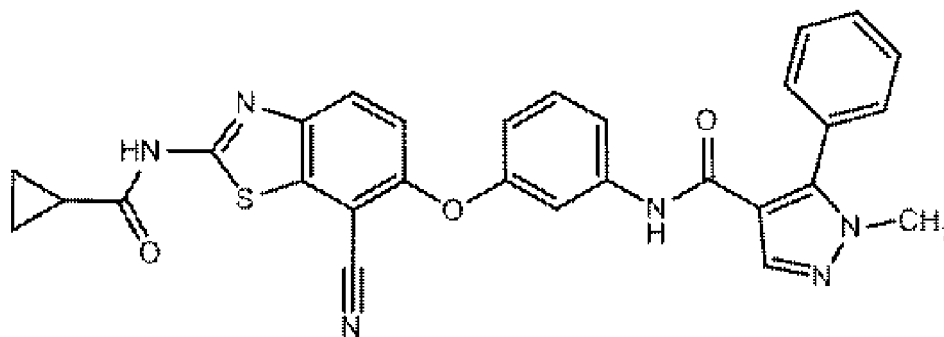
at room temperature for 1 hr. The reaction mixture was concentrated under reduced pressure, and the residue was dissolved in N,N-dimethylacetamide (2 mL). N-[6-(3-Aminophenoxy)-7-cyano-1,3-benzothiazol-2-yl]cyclopropanecarboxamide (80 mg, 0.228 mmol) produced in Example 3(vi) was added to the solution, and the mixture was stirred at room temperature for 12 hr. The reaction mixture was diluted with ethyl acetate (25 mL), washed successively with 5% aqueous sodium hydrogen carbonate solution (15 mL) and saturated brine (15 mL), and dried over anhydrous sodium sulfate. Insoluble material was filtered off, and the filtrate was concentrated under reduced pressure. The obtained residue was purified by silica gel column chromatography (ethyl acetate/n-hexane=40/60→100/0), and the obtained solution was concentrated under reduced pressure. The residue was crystallized from ethyl acetate/n-hexane to give the title compound (73 mg, 55%) as a white powder.

¹H-NMR (DMSO-d₆, 300 MHz) δ 0.95 - 1.03 (4H, m), 1.36 (9H, s), 1.94 - 2.07 (1H, m), 6.74 - 6.83 (1H, m), 7.08 (1H, d, J = 9.1 Hz), 7.31 (1H, t, J = 7.9 Hz), 7.34 - 7.48 (7H, m), 8.00 (1H, d, J = 9.1 Hz), 8.04 (1H, s), 9.61 (1H, s), 12.99 (1H, br s).

Example 8

Production of N-[3-({7-cyano-2-[(cyclopropylcarbonyl)amino]-1,3-benzothiazol-6-yl}oxy)phenyl]-1-methyl-5-phenyl-1H-pyrazole-4-carboxamide

[0431]



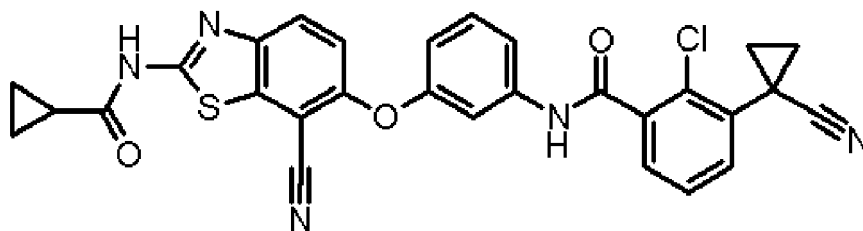
[0432] To a solution of 1-methyl-5-phenyl-1H-pyrazole-4-carboxylic acid (55 mg, 0.271 mmol) in tetrahydrofuran (10 mL) were added oxalyl chloride (58 μL, 0.676 mmol) and N,N-dimethylformamide (20 μL), and the mixture was stirred at room temperature for 1 hr. The reaction mixture was concentrated under reduced pressure, and the residue was dissolved in N,N-dimethylacetamide (2 mL). N-[6-(3-Aminophenoxy)-7-cyano-1,3-benzothiazol-2-yl]cyclopropanecarboxamide (80 mg, 0.228 mmol) produced in Example 3(vi) was added to the solution, and the mixture was stirred at room temperature for 12 hr. The reaction mixture was diluted with ethyl acetate (25 mL), washed successively with 5% aqueous sodium hydrogen carbonate solution (15 mL) and saturated brine (15 mL), and dried over anhydrous sodium sulfate. Insoluble material was filtered off, and the filtrate was concentrated under reduced pressure. The obtained residue was purified by silica gel column chromatography (ethyl acetate/n-hexane=40/60→100/0), and the obtained solution was concentrated under reduced pressure. The residue was recrystallized from ethyl acetate/n-hexane to give the title compound (82 mg, 67%) as a white powder.

¹H-NMR (DMSO-d₆, 300 MHz) δ 0.92 - 1.05 (4H, m), 1.88 - 2.12 (1H, m), 3.68 (3H, s), 6.73 - 6.88 (1H, m), 7.11 (1H, d, J = 9.1 Hz), 7.35 (1H, t, J = 8.2 Hz), 7.41 - 7.57 (7H, m), 8.01 (1H, d, J = 9.1 Hz), 8.12 (1H, s), 9.87 (1H, s), 12.99 (1H, s).

Example 9

Production of 2-chloro-3-(1-cyanocyclopropyl)-N-[3-({7-cyano-2-[(cyclopropylcarbonyl)amino]-1,3-benzothiazol-6-yl}oxy)phenyl]benzamide

[0433]



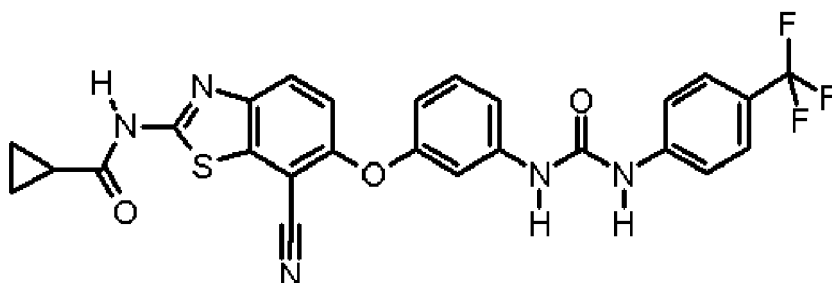
[0434] To a solution of 2-chloro-3-(1-cyanocyclopropyl)benzoic acid (75 mg, 0.339 mmol) in tetrahydrofuran (2 mL) were added oxalyl chloride (36 μ L, 0.420 mmol) and N,N-dimethylformamide (20 μ L), and the mixture was stirred at room temperature for 1 hr. The reaction mixture was concentrated under reduced pressure, and the residue was dissolved in N,N-dimethylacetamide (2 mL). N-[6-(3-Aminophenoxy)-7-cyano-1,3-benzothiazol-2-yl]cyclopropanecarboxamide (100 mg, 0.29 mmol) produced in Example 3(vi) was added to the solution, and the mixture was stirred at room temperature for 30 min. The reaction mixture was diluted with ethyl acetate (50 mL), washed successively with 5% aqueous sodium hydrogen carbonate solution (25 mL) and saturated brine (25 mL), and dried over anhydrous sodium sulfate. Insoluble material was filtered off, and the filtrate was concentrated under reduced pressure. The obtained residue was purified by basic silica gel column chromatography (ethyl acetate/n-hexane=70/30 \rightarrow 100/0), and the obtained solution was concentrated under reduced pressure. The residue was recrystallized from ethyl acetate/n-hexane to give the title compound (113 mg, 72%) as a white powder.

$^1\text{H-NMR}$ (DMSO- d_6 , 300 MHz) δ 0.93 - 1.08 (4H, m), 1.38 - 1.49 (2H, m), 1.76 - 1.85 (2H, m), 1.95 - 2.10 (1H, m), 6.86 - 6.98 (1H, m), 7.21 (1H, d, J = 9.1 Hz), 7.37 - 7.52 (2H, m), 7.52 - 7.58 (2H, m), 7.58 - 7.63 (1H, m), 7.65 (1H, dd, J = 7.7, 1.7 Hz), 8.05 (1H, d, J = 9.1 Hz), 10.72 (1H, s), 13.01 (1H, br s).

Example 10

Production of N-[7-cyano-6-[3-({[4-(trifluoromethyl)phenyl]carbonyl}amino)phenoxy]-1,3-benzothiazol-2-yl]cyclopropanecarboxamide

[0435]



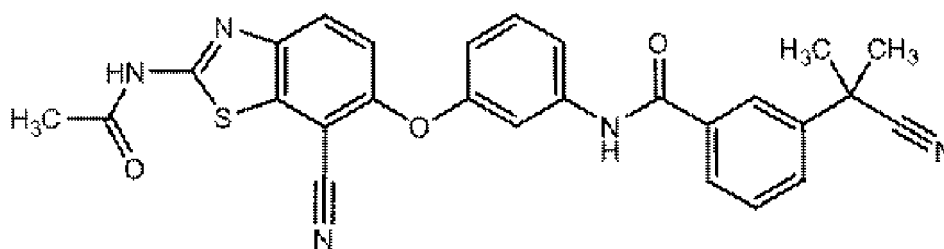
[0436] N-[6-(3-Aminophenoxy)-7-cyano-1,3-benzothiazol-2-yl]cyclopropanecarboxamide (120 mg, 0.342 mmol) produced in Example 3(vi) was dissolved in N,N-dimethylformamide (2 mL), 1-isocyanato-4-(trifluoromethyl)benzene (63 mg, 0.445 mmol) was added, and the mixture was stirred at room temperature for 12 hr. The reaction mixture was diluted with ethyl acetate (10 mL), washed successively with saturated aqueous sodium hydrogen carbonate solution (5 mL) and saturated brine (5 mL), and dried over anhydrous sodium sulfate. Insoluble material was filtered off, and the filtrate was concentrated under reduced pressure. The obtained residue was purified by basic silica gel column chromatography (methanol/ethyl acetate=0/100 \rightarrow 5/95). The obtained solution was concentrated under reduced pressure to give the title compound (173 mg, 94%) as a white powder.

$^1\text{H-NMR}$ (DMSO- d_6 , 300 MHz) δ 0.93 - 1.08 (4H, m), 1.99 - 2.07 (1H, m), 6.74 - 6.85 (1H, m), 7.17 (1H, d, J = 9.0 Hz), 7.20 - 7.28 (1H, m), 7.32 - 7.45 (2H, m), 7.62 (4H, s), 8.05 (1H, d, J = 9.0 Hz), 9.01 (1H, s), 9.13 (1H, s), 13.00 (1H, s).

Example 11

Production of N-(3-[[2-(acetylamino)-7-cyano-1,3-benzothiazol-6-yl]oxy]phenyl)-3-(1-cyano-1-methylethyl)benzamide

[0437]

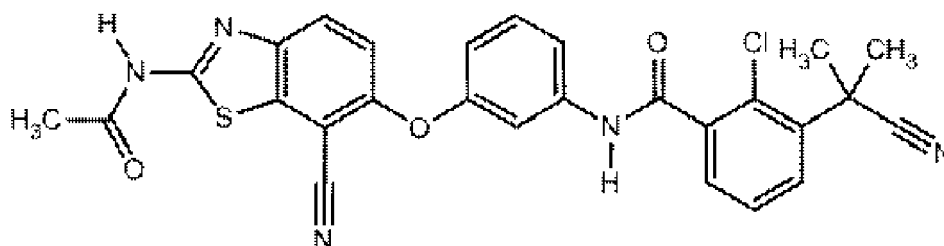


[0438] To a solution of N-{3-[(2-amino-7-cyano-1,3-benzothiazol-6-yl)oxy]phenyl}-3-(1-cyano-1-methylethyl)benzamide (200 mg, 0.44 mmol) produced in Example 1 (iv) in pyridine (2 mL) was added acetyl chloride (41 μ L, 0.57 mmol), and the mixture was stirred at room temperature for 2 hr. The reaction mixture was concentrated under reduced pressure. The residue was suspended in ethyl acetate (20 mL), washed successively with 5% aqueous sodium hydrogen carbonate solution (20 mL) and saturated brine (20 mL), and dried over anhydrous sodium sulfate. Insoluble material was filtered off, and the filtrate was concentrated under reduced pressure. The obtained residue was purified by silica gel column chromatography (ethyl acetate/n-hexane=50/50 \rightarrow 100/0), and the obtained solution was concentrated under reduced pressure. The residue was crystallized from ethyl acetate to give the title compound (127 mg, 58%) as a white powder. $^1\text{H-NMR}$ (DMSO- d_6 , 300 MHz) δ 1.74 (6H, s), 2.25 (3H, s), 6.88-7.00 (1H, m), 7.20 (1H, d, J = 9.0 Hz), 7.45 (1H, t, J = 8.1 Hz), 7.54 - 7.69 (3H, m), 7.71 - 7.79 (1H, m), 7.91 (1H, d, J = 8.1 Hz), 8.00 (1H, t, J = 1.6 Hz), 8.06 (1H, d, J = 9.0 Hz), 10.43 (1H, s), 12.71 (1H, s).

Example 12

Production of N-(3-[[2-(acetylamino)-7-cyano-1,3-benzothiazol-6-yl]oxy]phenyl)-2-chloro-3-(1-cyano-1-methylethyl)benzamide

[0439]



(i) Production of N-(3-[[2-(acetylamino)-7-cyano-1,3-benzothiazol-6-yl]oxy]phenyl)-2,2,2-trifluoroacetamide

[0440] To a solution of N-{3-[(2-amino-7-cyano-1,3-benzothiazol-6-yl)oxy]phenyl}-2,2,2-trifluoroacetamide (8.0 g, 21.1 mmol) produced in Example 3 (iv) in tetrahydrofuran (100 mL) were added pyridine (20 mL, 250 mmol) and acetyl chloride (1.8 mL, 25.3 mmol), and the mixture was stirred at room temperature for 2 hr. Insoluble material was filtered off, and the filtrate was diluted with ethyl acetate (500 mL). The obtained solution was washed successively with 5% aqueous sodium hydrogen carbonate solution (300 mL) and saturated brine (300 mL), and dried over anhydrous sodium sulfate. Insoluble material was filtered off, and the filtrate was concentrated under reduced pressure to give the title compound (6.43 g, 72%) as a white powder. $^1\text{H-NMR}$ (DMSO- d_6 , 300 MHz) δ 2.25 (3H, s), 6.97 - 7.09 (1H, m), 7.22 (1H, d, J = 9.0 Hz), 7.44 (1H, t, J = 2.1 Hz), 7.49 (1H, t, J = 8.1 Hz), 7.54 - 7.63 (1H, m), 8.07 (1H, d, J = 9.0 Hz), 11.38 (1H, br s), 12.73 (1H, br s).

(ii) Production of N-[6-(3-aminophenoxy)-7-cyano-1,3-benzothiazol-2-yl]acetamide

[0441] N-(3-[[2-(Acetylamino)-7-cyano-1,3-benzothiazol-6-yl]oxy]phenyl)-2,2,2-trifluoroacetamide (6.8 g, 16.2 mmol) was dissolved in a mixed solvent of tetrahydrofuran (75 mL)/methanol (25 mL)/water (25 mL), lithium hydroxide monohydrate (1.99 g, 48.5 mmol) was added, and the mixture was stirred at room temperature for 20 hr. The reaction mixture was diluted with ethyl acetate (600 mL) and tetrahydrofuran (200 mL), washed successively with 5% aqueous sodium hydrogen carbonate solution (300 mL) and saturated brine (300 mL), and dried over anhydrous sodium sulfate. Insoluble material was filtered off, and the filtrate was concentrated under reduced pressure. The obtained residue was suspended in N,N-dimethylformamide/ethyl acetate (1:1), and the insoluble material was collected by filtration to give the title com-

pound (2.00 g, 38%) as a white powder.

$^1\text{H-NMR}$ (DMSO- d_6 , 300 MHz) δ 2.24 (3H, s), 5.33 (2H, s), 6.20 - 6.30 (2H, m), 6.38 - 6.45 (1H, m), 7.01 - 7.15 (2H, m), 8.01 (1H, d, J = 8.9 Hz), 12.67 (1H, s).

(iii) Production of N-(3-([2-(acetylamino)-7-cyano-1,3-benzothiazol-6-yl]oxy)phenyl)-2-chloro-3-(1-cyano-1-methylethyl)benzamide

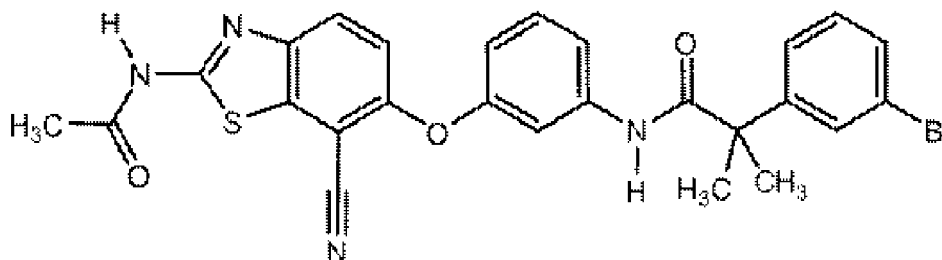
[0442] To a solution of 2-chloro-3-(1-cyano-1-methylethyl)benzoic acid (165 mg, 0.74 mmol) in tetrahydrofuran (2 mL) were added oxalyl chloride (79 μL , 0.93 mmol) and N,N-dimethylformamide (10 μL), and the mixture was stirred at room temperature for 1 hr. The reaction mixture was concentrated under reduced pressure, and the residue was dissolved in N,N-dimethylacetamide (1.2 mL). N-[6-(3-Aminophenoxy)-7-cyano-1,3-benzothiazol-2-yl]acetamide (200 mg, 0.62 mmol) was added to the solution, and the mixture was stirred at room temperature for 1 hr. The reaction mixture was diluted with ethyl acetate (12 mL), washed successively with 5% aqueous sodium hydrogen carbonate solution (10 mL) and saturated brine (10 mL), and dried over anhydrous sodium sulfate. Insoluble material was filtered off, and the filtrate was concentrated under reduced pressure. The obtained residue was purified by silica gel column chromatography (ethyl acetate/n-hexane=30/70 \rightarrow 80/20), and the obtained solution was concentrated under reduced pressure. The residue was recrystallized from ethanol to give the title compound (264 mg, 81%) as a white powder.

$^1\text{H-NMR}$ (DMSO- d_6 , 300 MHz) δ 1.84 (6H, s), 2.25 (3H, s), 6.86 - 6.96 (1H, m), 7.22 (1H, d, J = 9.0 Hz), 7.43 (1H, t, J = 8.4 Hz), 7.48 - 7.62 (4H, m), 7.63 - 7.71 (1H, m), 8.06 (1H, d, J = 9.0 Hz), 10.73 (1H, s), 12.71 (1H, s).

Example 13

Production of N-(3-([2-(acetylamino)-7-cyano-1,3-benzothiazol-6-yl]oxy)phenyl)-2-(3-bromophenyl)-2-methylpropanamide

[0443]

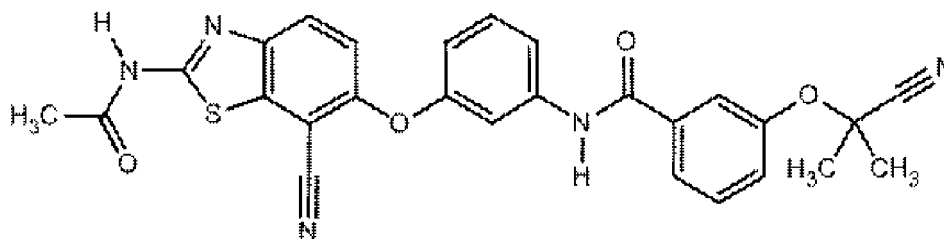


[0444] To a solution of 2-(3-bromophenyl)-2-methylpropionic acid (89 mg, 0.361 mmol) in tetrahydrofuran (1 mL) were added oxalyl chloride (40 μL , 0.466 mmol) and N,N-dimethylformamide (10 μL), and the mixture was stirred at room temperature for 1 hr. The reaction mixture was concentrated under reduced pressure, and the residue was dissolved in N,N-dimethylacetamide (1 mL). N-[6-(3-Aminophenoxy)-7-cyano-1,3-benzothiazol-2-yl]acetamide (100 mg, 0.308 mmol) produced in Example 12(ii) was added to the solution, and the mixture was stirred at room temperature for 1 hr. The reaction mixture was diluted with ethyl acetate (12 mL), washed successively with 5% aqueous sodium hydrogen carbonate solution (6 mL) and saturated brine (6 mL), and dried over anhydrous sodium sulfate. Insoluble material was filtered off, and the filtrate was concentrated under reduced pressure. The obtained residue was purified by silica gel column chromatography (ethyl acetate/n-hexane=30/70 \rightarrow 80/20), and the obtained solution was concentrated under reduced pressure. The residue was crystallized from ethanol to give the title compound (136 mg, 81%) as a white powder. $^1\text{H-NMR}$ (DMSO- d_6 , 300 MHz) δ 1.53 (6H, s), 2.25 (3H, s), 6.72 - 6.93 (1H, m), 7.14 (1H, d, J = 9.1 Hz), 7.22 - 7.41 (3H, m), 7.48 (4H, dt, J = 11.8, 1.8 Hz), 8.03 (1H, d, J = 9.1 Hz), 9.29 (1H, s), 12.70 (1H, s).

Example 14

Production of N-(3-([2-(acetylamino)-7-cyano-1,3-benzothiazol-6-yl]oxy)phenyl)-3-(1-cyano-1-methylethoxy)benzamide

[0445]



(i) Production of methyl 3-(cyanomethoxy)benzoate

[0446] To a solution of methyl 3-hydroxybenzoate (5.00 g, 32.9 mmol) in acetone (60 mL) were added bromoacetonitrile (2.63 mL, 39.4 mmol) and potassium carbonate (6.81 g, 49.3 mmol), and the mixture was stirred at 60°C for 4 hr. To the reaction mixture was added saturated aqueous sodium hydrogen carbonate solution (100 mL), and the mixture was extracted with ethyl acetate (100 mL, 30 mL). The combined organic layer was washed with saturated brine (10 mL), and dried over anhydrous magnesium sulfate. Insoluble material was filtered off, and the filtrate was concentrated under reduced pressure. The obtained residue was purified by basic silica gel column chromatography (ethyl acetate/n-hexane=10/90→20/80), and the fraction containing the object product was concentrated under reduced pressure to give the title compound (5.43 g, 86%) as a colorless oil.

¹H-NMR (DMSO-d₆, 300 MHz) δ 3.87 (3H, s), 5.27 (2H, s), 7.37 (1H, ddd, J = 7.8, 2.6, 1.3 Hz), 7.54 (1H, t, J = 7.8 Hz), 7.59 (1H, dd, J = 2.6, 1.3 Hz), 7.68 (1H, dt, J = 7.8, 1.3 Hz).

(ii) Production of methyl 3-(1-cyano-1-methylethoxy)benzoate

[0447] To a solution of methyl 3-(cyanomethoxy)benzoate (6.00 g, 31.4 mmol) in tetrahydrofuran (200 mL) was added methyl iodide (15.6 mL, 251 mmol), and a 1.1 M solution (62.8 mL, 69.0 mmol) of lithium hexamethyl disilazide in tetrahydrofuran was added dropwise at -78°C over 1.5 hr. After the completion of the dropwise addition, the mixture was stirred at -78°C for 2 hr. The reaction mixture was poured into a mixture of ethyl acetate (150 mL) and saturated aqueous ammonium chloride solution (150 mL), the organic layer and the aqueous layer were separated. The aqueous layer was extracted with ethyl acetate (50 mL). The combined organic layer was washed with saturated brine (50 mL), and dried over anhydrous magnesium sulfate. Insoluble material was filtered off, and the filtrate was concentrated under reduced pressure. The obtained residue was purified by silica gel column chromatography (ethyl acetate/n-hexane=0/100→10/90), and the fraction containing the object product was concentrated under reduced pressure to give the title compound (2.07 g, 30%) as a yellow oil.

¹H-NMR (DMSO-d₆, 300 MHz) δ 1.71 (6H, s), 3.86 (3H, s), 7.46 (1H, ddd, J = 7.8, 2.4, 1.2 Hz), 7.56 (1H, dt, J = 0.3, 7.8 Hz), 7.69 - 7.72 (1H, m), 7.79 (1H, ddd, J = 7.8, 2.4, 1.2 Hz).

(iii) Production of 3-(1-cyano-1-methylethoxy)benzoic acid

[0448] To a solution of methyl 3-(1-cyano-1-methylethoxy)benzoate (2.07 g, 9.44 mmol) in methanol (12 mL)/tetrahydrofuran (4 mL) was added 2N aqueous sodium hydroxide solution (9.44 mL, 18.9 mmol), and the mixture was stirred at room temperature for 30 min. The reaction mixture was neutralized with 6N hydrochloric acid (5 mL), 1N hydrochloric acid (50 mL) was added, and the mixture was extracted with ethyl acetate (50 mL, 20 mL). The combined organic layer was washed with saturated brine (10 mL), and dried over anhydrous magnesium sulfate. Insoluble material was filtered off, and the filtrate was concentrated under reduced pressure. The obtained residue was purified by silica gel column chromatography (ethyl acetate/n-hexane=10/90→50/50), and a fraction containing the object product was concentrated under reduced pressure. The obtained residue was recrystallized from ethyl acetate and n-hexane to give the title compound (1.01 g, 51%) as colorless crystals.

¹H-NMR (DMSO-d₆, 300 MHz) δ 1.72 (6H, s), 7.42 (1H, ddd, J = 7.9, 2.5, 1.2 Hz), 7.54 (1H, t, J = 7.9 Hz), 7.70 - 7.73 (1H, m), 7.78 (1H, dt, J = 7.9, 1.2 Hz), 13.18 (1H, br s).

(iv) Production of N-(3-([2-(acetamino)-7-cyano-1,3-benzothiazol-6-yl]oxy)phenyl)-3-(1-cyano-1-methylethoxy)benzamide

[0449] A mixture of N-[6-(3-aminophenoxy)-7-cyano-1,3-benzothiazol-2-yl]acetamide (150 mg, 0.462 mmol) produced in Example 12(ii), 3-(1-cyano-1-methylethoxy)benzoic acid (114 mg, 0.555 mmol), O-(7-azabenzotriazol-1-yl)-N,N',N'-tetramethyluronium hexafluorophosphate (211 mg, 0.554 mmol), and pyridine (2 mL)/N,N-dimethylacetamide (1.2 mL) was stirred at room temperature for 6 hr. The reaction mixture was diluted with ethyl acetate (10 mL), washed successively

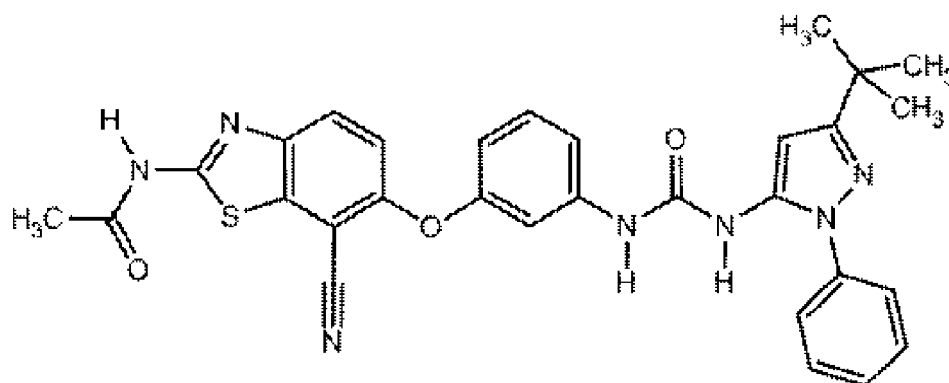
with 5% aqueous sodium hydrogen carbonate solution (5 mL) and saturated brine (5 mL), and dried over anhydrous sodium sulfate. Insoluble material was filtered off, and the filtrate was concentrated under reduced pressure. The residue was purified by silica gel column chromatography (ethyl acetate/n-hexane=30/70→80/20), and the obtained solution was concentrated under reduced pressure. The residue was recrystallized from ethanol to give the title compound (162 mg, 69%) as a white powder.

¹H-NMR (DMSO-d₆, 300 MHz) δ 1.73 (6H, s), 2.25 (3H, s), 6.87 - 6.98 (1H, m), 7.20 (1H, d, J = 8.9 Hz), 7.36 - 7.50 (2H, m), 7.56 (1H, t, J = 7.9 Hz), 7.62 (1H, t, J = 2.1 Hz), 7.63 - 7.71 (2H, m), 7.73 - 7.81 (1H, m), 8.06 (1H, d, J = 8.9 Hz), 10.40 (1H, s), 12.71 (1H, s).

Example 15

Production of N-[6-(3-[(3-tert-butyl-1-phenyl-1H-pyrazol-5-yl)carbamoyl]amino)phenoxy]-7-cyano-1,3-benzothiazol-2-yl]acetamide

[0450]



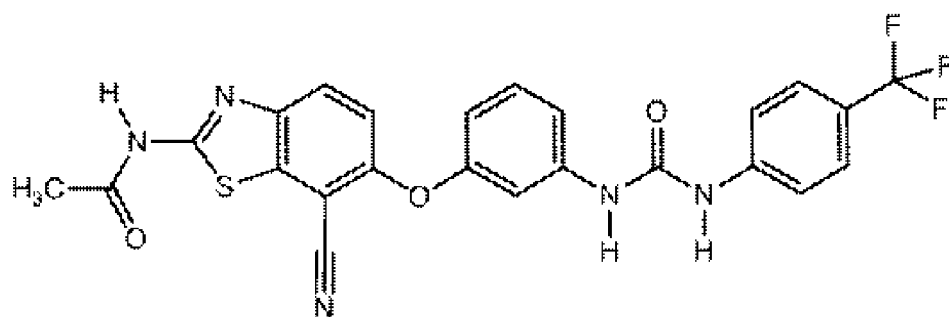
[0451] To a solution of N-[6-(3-aminophenoxy)-7-cyano-1,3-benzothiazol-2-yl]acetamide (150 mg, 0.462 mmol) produced in Example 12(ii) in dimethylsulfoxide (2 mL) were added 2,2,2-trichloroethyl (3-tert-butyl-1-phenyl-1H-pyrazol-5-yl)carbamate (190 mg, 0.485 mmol) and triethylamine (70 μL, 0.508 mmol), and the mixture was stirred at 60°C for 2 hr. The reaction mixture was diluted with ethyl acetate (50 mL), washed successively with water (50 mL) and saturated brine (50 mL), and dried over anhydrous sodium sulfate. Insoluble material was filtered off, and the filtrate was concentrated under reduced pressure. The residue was purified by basic silica gel column chromatography (ethyl acetate/n-hexane=70/30 → 100/0), and the obtained solution was concentrated under reduced pressure. The residue was crystallized from ethyl acetate/diethyl ether to give the title compound (155 mg, 59%) as a white powder.

¹H-NMR (DMSO-d₆, 300 MHz) δ 1.26 (9H, s), 2.25 (3H, s), 6.34 (1H, s), 6.76 (1H, dd, J = 7.2, 1.8 Hz), 7.08 - 7.18 (2H, m), 7.27 - 7.58 (7H, m), 8.02 (1H, d, J = 8.9 Hz), 8.42 (1H, s), 9.21 (1H, s), 12.69 (1H, s).

Example 16

Production of N-[7-cyano-6-[3-[(4-(trifluoromethyl)phenyl)carbamoyl]amino]phenoxy]-1,3-benzothiazol-2-yl]acetamide

[0452]



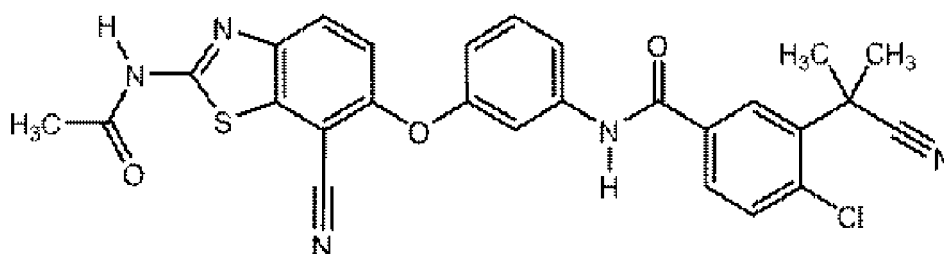
[0453] N-[6-(3-Aminophenoxy)-7-cyano-1,3-benzothiazol-2-yl]acetamide (150 mg, 0.462 mmol) produced in Example 12(ii) was dissolved in N,N-dimethylformamide (2 mL), 1-isocyanato-4-(trifluoromethyl)benzene (86 μ L, 0.60 mmol) was added, and the mixture was stirred at room temperature for 2 hr. The reaction mixture was diluted with ethyl acetate (20 mL), washed successively with 5% aqueous sodium hydrogen carbonate solution (10 mL) and saturated brine (10 mL), and dried over anhydrous sodium sulfate. Insoluble material was filtered off, and the filtrate was concentrated under reduced pressure. The obtained residue was purified by silica gel column chromatography (ethyl acetate/n-hexane=40/60 \rightarrow 100/0), and the obtained solution was concentrated under reduced pressure. The residue was crystallized from 2-butanone/n-hexane to give the title compound (165 mg, 70%) as a white powder.

$^1\text{H-NMR}$ (DMSO- d_6 , 300 MHz) δ 2.25 (3H, s), 6.75 - 6.81 (1H, m), 7.17 (1H, d, J = 8.9 Hz), 7.20 - 7.28 (1H, m), 7.33 - 7.42 (2H, m), 7.56 - 7.69 (4H, m), 8.04 (1H, d, J = 8.9 Hz), 9.01 (1H, s), 9.13 (1H, s), 12.70 (1H, s).

Example 17

Production of N-(3-{[2-(acetylamino)-7-cyano-1,3-benzothiazol-6-yl]oxy}phenyl)-4-chloro-3-(1-cyano-1-methylethyl)benzamide

[0454]



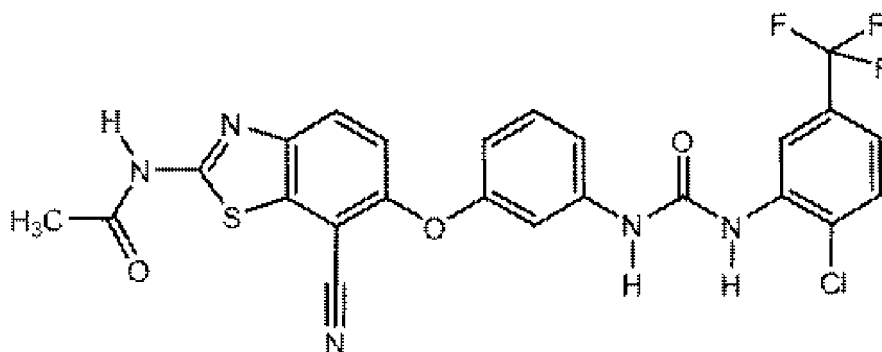
[0455] To a solution of 4-chloro-3-(1-cyano-1-methylethyl)benzoic acid (83 mg, 0.370 mmol) in tetrahydrofuran (2 mL) were added oxalyl chloride (40 μ L, 0.462 mmol) and N,N-dimethylformamide (5 μ L), and the mixture was stirred at room temperature for 1 hr. The reaction mixture was concentrated under reduced pressure, and the residue was dissolved in N,N-dimethylacetamide (2 mL). N-[6-(3-Aminophenoxy)-7-cyano-1,3-benzothiazol-2-yl]acetamide (100 mg, 0.308 mmol) produced in Example 12(ii) was added to the solution, and the mixture was stirred at room temperature for 10 hr. The reaction mixture was diluted with ethyl acetate (10 mL), washed successively with 5% aqueous sodium hydrogen carbonate solution (5 mL) and saturated brine (5 mL), and dried over anhydrous sodium sulfate. Insoluble material was filtered off, and the filtrate was concentrated under reduced pressure. The obtained residue was crystallized from ethyl acetate to give the title compound (108 mg, 66%) as a white powder.

$^1\text{H-NMR}$ (DMSO- d_6 , 300 MHz) δ 1.86 (6H, s), 2.25 (3H, s), 6.89-7.00 (1H, m), 7.20 (1H, d, J = 9.0 Hz), 7.45 (1H, t, J = 8.4 Hz), 7.55 - 7.66 (2H, m), 7.73 (1H, d, J = 8.4 Hz), 7.90 - 8.02 (2H, m), 8.06 (1H, d, J = 9.0 Hz), 10.50 (1H, s), 12.71 (1H, s).

Example 18

Production of N-{6-[3-({[2-chloro-5-(trifluoromethyl)phenyl]carbamoyl}amino)phenoxy]-7-cyano-1,3-benzothiazol-2-yl}acetamide

[0456]



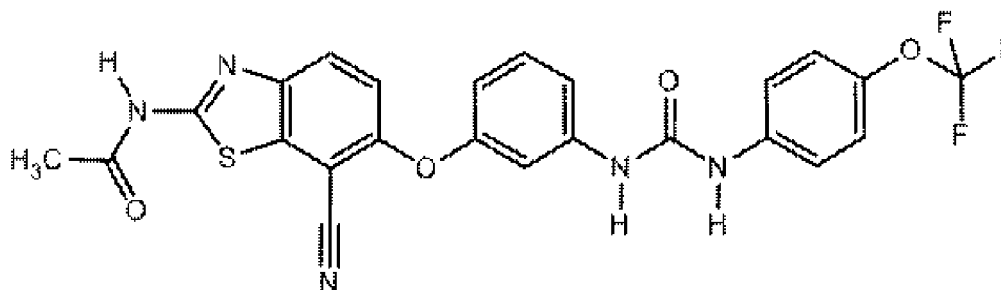
[0457] N-[6-(3-Aminophenoxy)-7-cyano-1,3-benzothiazol-2-yl]acetamide (150 mg, 0.462 mmol) produced in Example 12(ii) was dissolved in N,N-dimethylformamide (2 mL), 1-chloro-2-isocyanato-4-(trifluoromethyl)benzene (90 μ L, 0.60 mmol) was added, and the mixture was stirred at room temperature for 12 hr. The reaction mixture was diluted with ethyl acetate (10 mL), washed successively with 5% aqueous sodium hydrogen carbonate solution (5 mL) and saturated brine (5 mL), and dried over anhydrous sodium sulfate. Insoluble material was filtered off, and the filtrate was concentrated under reduced pressure. The obtained residue was purified by silica gel column chromatography (ethyl acetate/n-hexane=40/60 \rightarrow 100/0), and the obtained solution was concentrated under reduced pressure. The residue was crystallized from ethanol to give the title compound (186 mg, 74%) as a white powder.

$^1\text{H-NMR}$ (DMSO- d_6 , 300 MHz) δ 2.25 (3H, s), 6.74 - 6.87 (1H, m), 7.16 (1H, d, J = 8.9 Hz), 7.20 - 7.29 (1H, m), 7.34 - 7.46 (3H, m), 7.72 (1H, d, J = 7.9 Hz), 8.04 (1H, d, J = 8.9 Hz), 8.57 (1H, d, J = 2.1 Hz), 8.62 (1H, s), 9.74 (1H, s), 12.70 (1H, s).

Example 19

Production of N-[7-cyano-6-[3-({[4-(trifluoromethoxy)phenyl]carbamoyl}amino)phenoxy]-1,3-benzothiazol-2-yl]acetamide

[0458]



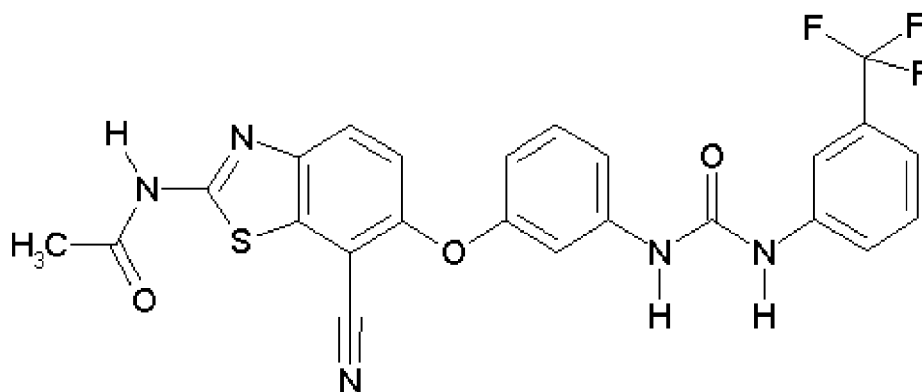
[0459] N-[6-(3-Aminophenoxy)-7-cyano-1,3-benzothiazol-2-yl]acetamide (150 mg, 0.462 mmol) produced in Example 12(ii) was dissolved in N,N-dimethylformamide (2 mL), 1-isocyanato-4-(trifluoromethoxy)benzene (91 μ L, 0.60 mmol) was added, and the mixture was stirred at room temperature for 12 hr. The reaction mixture was diluted with ethyl acetate (10 mL), washed successively with 5% aqueous sodium hydrogen carbonate solution (5 mL) and saturated brine (5 mL), and dried over anhydrous sodium sulfate. Insoluble material was filtered off, and the filtrate was concentrated under reduced pressure. The residue was purified by silica gel column chromatography (ethyl acetate/n-hexane=80/20 \rightarrow 100/0), and the obtained solution was concentrated under reduced pressure. The residue was crystallized from diisopropyl ether to give the title compound (147 mg, 60%) as a white powder.

$^1\text{H-NMR}$ (DMSO- d_6 , 300 MHz) δ 2.25 (3H, s), 6.70 - 6.83 (1H, m), 7.10 - 7.24 (2H, m), 7.27 (2H, d, J = 8.5 Hz), 7.31 - 7.42 (2H, m), 7.46 - 7.58 (2H, m), 8.04 (1H, d, J = 9.1 Hz), 8.92 (1H, s), 8.93 (1H, s), 12.70 (1H, s).

Example 20

Production of N-[7-cyano-6-[3-({[3-(trifluoromethyl)phenyl]carbamoyl}amino)phenoxy]-1,3-benzothiazol-2-yl]acetamide

[0460]



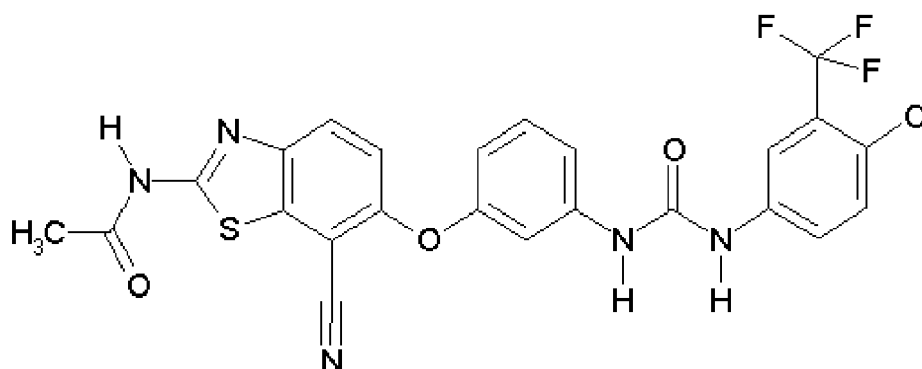
[0461] N-[6-(3-Aminophenoxy)-7-cyano-1,3-benzothiazol-2-yl]acetamide (120 mg, 0.369 mmol) produced in Example 12(ii) was dissolved in N,N-dimethylformamide (2 mL), 1-isocyanato-3-(trifluoromethyl)benzene (66 μ L, 0.48 mmol) was added, and the mixture was stirred at room temperature for 12 hr. The reaction mixture was diluted with ethyl acetate (10 mL), washed successively with 5% aqueous sodium hydrogen carbonate solution (5 mL) and saturated brine (5 mL), and dried over anhydrous sodium sulfate. Insoluble material was filtered off, and the filtrate was concentrated under reduced pressure. The residue was purified by basic silica gel column chromatography (methanol/ethyl acetate=0/100 \rightarrow 5/95), and the obtained solution was concentrated under reduced pressure. The residue was crystallized from methanol to give the title compound (106 mg, 56%) as a white powder.

$^1\text{H-NMR}$ (DMSO- d_6 , 300 MHz) δ 2.25 (3H, s), 6.74 - 6.80 (1H, m), 7.15 (1H, d, J = 9.1 Hz), 7.19 - 7.27 (1H, m), 7.28 - 7.44 (3H, m), 7.45 - 7.64 (2H, m), 7.96 (1H, s), 8.04 (1H, d, J = 9.1 Hz), 9.00 (1H, s), 9.07 (1H, s), 12.69 (1H, s).

Example 21

Production of N-[6-[3-({[4-chloro-3-(trifluoromethyl)phenyl]carbamoyl}amino)phenoxy]-7-cyano-1,3-benzothiazol-2-yl]acetamide

[0462]



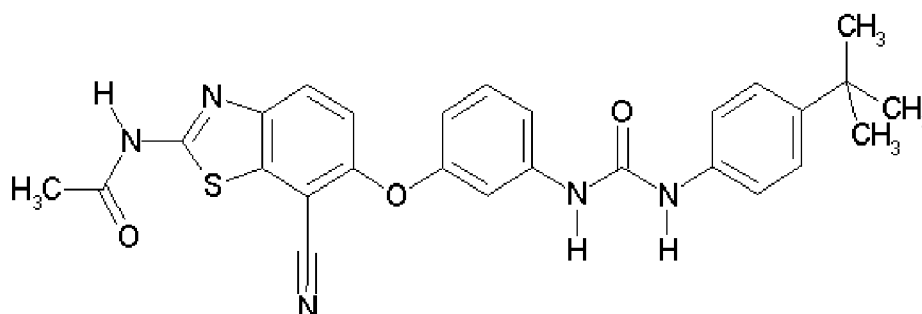
[0463] N-[6-(3-Aminophenoxy)-7-cyano-1,3-benzothiazol-2-yl]acetamide (120 mg, 0.369 mmol) produced in Example 12(ii) was dissolved in N,N-dimethylformamide (2 mL), 1-chloro-4-isocyanato-2-(trifluoromethyl)benzene (106 mg, 0.48 mmol) was added, and the mixture was stirred at room temperature for 12 hr. The reaction mixture was diluted with ethyl acetate (10 mL), washed successively with 5% aqueous sodium hydrogen carbonate solution (5 mL) and saturated brine (5 mL), and dried over anhydrous sodium sulfate. Insoluble material was filtered off, and the filtrate was concentrated under reduced pressure. The obtained residue was purified by basic silica gel column chromatography (methanol/ethyl acetate=0/100 \rightarrow 5/95), and the obtained solution was concentrated under reduced pressure. The residue was recryst-

tallized from acetone/n-hexane to give the title compound (114 mg, 57%) as a white powder. $^1\text{H-NMR}$ (DMSO-d_6 , 300 MHz) δ 2.25 (3H, s), 6.73 - 6.84 (1H, m), 7.15 (1H, d, $J = 8.9$ Hz), 7.22 - 7.28 (1H, m), 7.32 - 7.42 (2H, m), 7.54 - 7.70 (2H, m), 7.96 - 8.10 (2H, m), 9.05 (1H, s), 9.19 (1H, s), 12.70 (1H, s).

Example 22

Production of N-[6-(3-[(4-tert-butylphenyl)carbamoyl]amino)phenoxy]-7-cyano-1,3-benzothiazol-2-yl]acetamide

[0464]



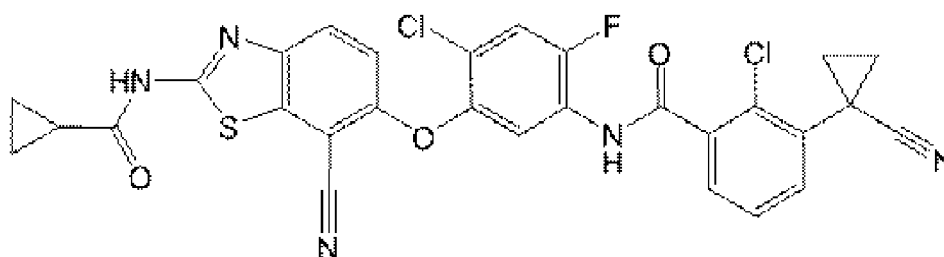
[0465] N-[6-(3-Aminophenoxy)-7-cyano-1,3-benzothiazol-2-yl]acetamide (120 mg, 0.369 mmol) produced in Example 12(ii) was dissolved in N,N-dimethylformamide (1.5 mL), 1-isocyanato-4-(tert-butyl)benzene (85 μL , 0.48 mmol) was added, and the mixture was stirred at room temperature for 12 hr. The reaction mixture was diluted with ethyl acetate (10 mL), washed successively with 5% aqueous sodium hydrogen carbonate solution (5 mL) and saturated brine (5 mL), and dried over anhydrous sodium sulfate. Insoluble material was filtered off, and the filtrate was concentrated under reduced pressure. The obtained residue was purified by basic silica gel column chromatography (ethyl acetate/n-hexane=60/40 \rightarrow 100/0), and the obtained solution was concentrated under reduced pressure. The residue was recrystallized from acetone/n-hexane to give the title compound (73 mg, 40%) as a white powder.

$^1\text{H-NMR}$ (300 MHz, DMSO-d_6) δ 1.25 (9H, s), 2.25 (3H, s), 6.72 - 6.75 (1H, m), 7.10 - 7.22 (2H, m), 7.24 - 7.44 (6H, m), 8.03 (1H, d, $J = 9.1$ Hz), 8.59 (1H, s), 8.81 (1H, s), 12.69 (1H, s).

Example 23

Production of 2-chloro-N-[4-chloro-5-((7-cyano-2-[(cyclopropylcarbonyl)amino]-1,3-benzothiazol-6-yl)oxy)-2-fluorophenyl]-3-(1-cyanocyclopropyl)benzamide

[0466]



(i) Production of 2-(5-amino-2-chloro-4-fluorophenoxy)-5-nitrobenzonitrile

[0467] To a solution of 3-cyano-4-fluoronitrobenzene (7.0 g, 42.1 mmol) and 5-amino-2-chloro-4-fluorophenol (6.8 g, 42.1 mmol) in N,N-dimethylformamide (200 mL) was added potassium carbonate (8.71 g, 63.1 mmol), and the mixture was stirred at room temperature for 1 hr. Insoluble material was filtered off, and the filtrate was concentrated under reduced pressure.

[0468] Water (200 mL) was added to the residue, and the mixture was extracted with ethyl acetate (270 mL)/tetrahydrofuran (30 mL). The organic layer was washed with saturated brine (200 mL \times 2) and dried over anhydrous sodium

sulfate. Insoluble material was filtered off, and the filtrate was purified by basic silica gel column chromatography (eluate: ethyl acetate). The obtained solution was concentrated under reduced pressure to give the title compound (13.1 g, quantitative) as a yellow powder.

¹H-NMR (DMSO-d₆, 300 MHz) δ 5.75 (2H, s), 6.79 (1H, d, J = 8.1 Hz), 6.96 (1H, d, J = 9.3 Hz), 7.46 (1H, d, J = 11.0 Hz), 8.43 (1H, dd, J = 9.3, 2.8 Hz), 8.87 (1H, d, J = 2.8 Hz).

(ii) Production of N-[4-chloro-5-(2-cyano-4-nitrophenoxy)-2-fluorophenyl]-2,2,2-trifluoroacetamide

[0469] To a solution of 2-(5-amino-2-chloro-4-fluorophenoxy)-5-nitrobenzonitrile (10 g, 32.5 mmol) in tetrahydrofuran (20 mL) was added trifluoroacetic anhydride (5.87 mL, 42.2 mmol), and the mixture was stirred at room temperature for 2 hr. The reaction mixture was concentrated under reduced pressure, and the residue was diluted with ethyl acetate (300 mL), washed successively with 5% aqueous sodium hydrogen carbonate solution (200 mL×3) and saturated brine (200 mL), and dried over anhydrous sodium sulfate. Insoluble material was filtered off, and the filtrate was purified by basic silica gel column chromatography (eluate: ethyl acetate). The obtained solution was concentrated under reduced pressure to give the title compound (12.6 g, 96%) as a yellow oil.

¹H-NMR (DMSO-d₆, 300 MHz) δ 7.03 (1H, d, J = 9.3 Hz), 7.86 (1H, d, J = 7.0 Hz), 7.99 (1H, d, J = 9.8 Hz), 8.46 (1H, dd, J = 9.3, 2.8 Hz), 8.91 (1H, d, J = 2.8 Hz), 11.61 (1H, s).

(iii) Production of N-[5-(4-amino-2-cyanophenoxy)-4-chloro-2-fluorophenyl]-2,2,2-trifluoroacetamide

[0470] To a solution of N-[4-chloro-5-(2-cyano-4-nitrophenoxy)-2-fluorophenyl]-2,2,2-trifluoroacetamide (16.0 g, 39.6 mmol) in acetic acid (850 mL)/tetrahydrofuran (500 mL) was added reduced iron (11.1 g, 198 mmol), and the mixture was stirred at 60°C for 2 hr. The reaction mixture was cooled to room temperature, insoluble material was filtered off through a pad of celite, and washed with acetic acid. The filtrate and washings were combined and the mixture was concentrated under reduced pressure. The obtained residue was diluted with ethyl acetate (900 mL)/tetrahydrofuran (100 mL), washed successively with saturated aqueous sodium hydrogen carbonate solution (500 mL) and saturated brine (500 mL), and dried over anhydrous sodium sulfate. Insoluble material was filtered off, and the filtrate was concentrated under reduced pressure. The obtained residue was purified by silica gel column chromatography (ethyl acetate/n-hexane=10/90→50/50), and the obtained solution was concentrated under reduced pressure to give the title compound (12.2 g, 82%) as a white powder.

¹H-NMR (DMSO-d₆, 300 MHz) δ 5.56 (2H, s), 6.86 - 6.96 (3H, m), 7.13 (1H, d, J = 6.8 Hz), 7.79 (1H, d, J = 9.8 Hz), 11.33 (1H, s).

(iv) Production of N-{5-[(2-amino-7-cyano-1,3-benzothiazol-6-yl)oxy]-4-chloro-2-fluorophenyl}-2,2,2-trifluoroacetamide

[0471] To a solution of N-[5-(4-amino-2-cyanophenoxy)-4-chloro-2-fluorophenyl]-2,2,2-trifluoroacetamide (1.0 g, 2.68 mmol) in acetic acid (20 mL) was added potassium thiocyanate (1.3 g, 13.4 mmol), and the mixture was stirred at room temperature for 10 min. A solution of bromine (513 mg, 3.21 mmol) in acetic acid (10 mL) was slowly added dropwise to the obtained solution. After the completion of the dropwise addition, the mixture was stirred at room temperature for 12 hr. The resulting yellow insoluble material was filtered off and washed with acetic acid. The filtrate and washings were combined and the mixture was concentrated under reduced pressure. The obtained residue was suspended in ethyl acetate (150 mL), washed successively with 5% aqueous sodium hydrogen carbonate solution (150 mL×2) and saturated brine (150 mL), and dried over anhydrous sodium sulfate. Insoluble material was filtered off, and the filtrate was concentrated under reduced pressure. The obtained residue was purified by silica gel column chromatography (ethyl acetate/n-hexane=30/70→80/20), and the obtained solution was concentrated under reduced pressure. The residue was recrystallized from ethyl acetate/n-hexane to give the title compound (0.71 g, 60%) as a white powder.

¹H-NMR (DMSO-d₆, 300 MHz) δ 6.88 (1H, d, J = 8.9 Hz), 7.44 (1H, d, J = 6.8 Hz), 7.59 (1H, d, J = 8.9 Hz), 7.85 (1H, d, J = 9.8 Hz), 7.92 (2H, s), 11.41 (1H, s).

(v) Production of N-(6-{2-chloro-4-fluoro-5-[(trifluoroacetyl)aminophenoxy]-7-cyano-1,3-benzothiazol-2-yl}cyclopropanecarboxamide

[0472] To a solution of N-{5-[(2-amino-7-cyano-1,3-benzothiazol-6-yl)oxy]-4-chloro-2-fluorophenyl}-2,2,2-trifluoroacetamide (0.7 g, 1.63 mmol) in pyridine (3 mL) was added cyclopropanecarbonyl chloride (191 μL, 2.11 mmol), and the mixture was stirred at room temperature for 2 hr. The reaction mixture was concentrated under reduced pressure. The obtained residue was diluted with ethyl acetate (100 mL), washed successively with 5% aqueous sodium hydrogen carbonate solution (100 mL) and saturated brine (100 mL), and dried over anhydrous sodium sulfate. Insoluble material

was filtered off, and the filtrate was concentrated under reduced pressure. The obtained residue was purified by silica gel column chromatography (ethyl acetate/n-hexane=20/80→80/20), and the obtained solution was concentrated under reduced pressure. The residue was recrystallized from ethyl acetate to give the title compound (348 mg, 43%) as a white powder.

¹H-NMR (DMSO-d₆, 300 MHz) δ 0.91 - 1.09 (4H, m), 1.95 - 2.12 (1H, m), 7.04 (1H, d, J = 8.9 Hz), 7.58 (1H, d, J = 6.8 Hz), 7.89 (1H, d, J = 9.8 Hz), 8.03 (1H, d, J = 8.9 Hz), 11.47 (1H, br s), 13.02 (1H, s).

(vi) Production of N-[6-(5-amino-2-chloro-4-fluorophenoxy)-7-cyano-1,3-benzothiazol-2-yl]cyclopropanecarboxamide

[0473] To a solution of sodium borohydride (266 mg, 7.02 mmol) in ethanol (10 mL) was added dropwise methanol (1 mL), and N-(6-{2-chloro-4-fluoro-5-[(trifluoroacetyl)amino]phenoxy}-7-cyano-1,3-benzothiazol-2-yl)cyclopropanecarboxamide (350 mg, 0.70 mmol) was added to the suspension. The reaction mixture was stirred at 60°C for 1 hr, and concentrated under reduced pressure. The obtained residue was diluted with ethyl acetate (100 mL), washed successively with 5% aqueous sodium hydrogen carbonate solution (50 mL) and saturated brine (50 mL), and dried over anhydrous sodium sulfate. Insoluble material was filtered off, and the filtrate was concentrated under reduced pressure. The obtained residue was purified by preparative thin layer chromatography (ethyl acetate/n-hexane=50/50), and the band containing the object product was scraped off, and eluted with 10% tetrahydrofuran/ethyl acetate. The obtained solution was purified by basic silica gel column chromatography (eluate: ethyl acetate). The obtained solution was concentrated under reduced pressure to give the title compound (180 mg, 64%) as a white powder.

¹H-NMR (DMSO-d₆, 300 MHz) δ 0.91 - 1.08 (4H, m), 1.93 - 2.12 (1H, m), 5.59 (2H, s), 6.62 (1H, d, J = 8.3 Hz), 6.95 (1H, d, J = 9.0 Hz), 7.38 (1H, d, J = 11.0 Hz), 7.98 (1H, d, J = 9.0 Hz), 12.98 (1H, br s).

(vii) Production of 2-chloro-N-[4-chloro-5-({7-cyano-2-[(cyclopropylcarbonyl)amino]-1,3-benzothiazol-6-yl}oxy)-2-fluorophenyl]-3-(1-cyanocyclopropyl)benzamide

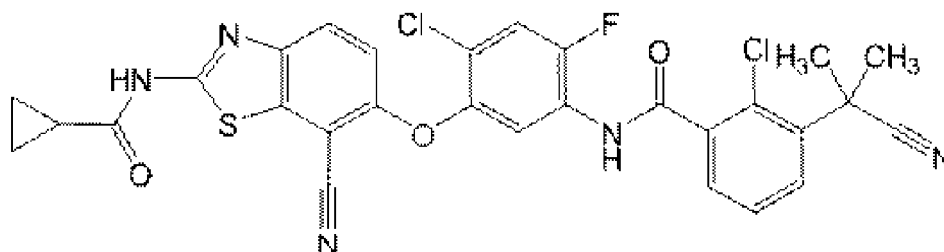
[0474] To a solution of 2-chloro-3-(1-cyanocyclopropyl)benzoic acid (75 mg, 0.339 mmol) in tetrahydrofuran (2 mL) were added oxalyl chloride (36 μL, 0.427 mmol) and N,N-dimethylformamide (20 μL), and the mixture was stirred at room temperature for 2 hr. The reaction mixture was concentrated under reduced pressure, and the residue was dissolved in N,N-dimethylacetamide (2 mL). N-[6-(5-Amino-2-chloro-4-fluorophenoxy)-7-cyano-1,3-benzothiazol-2-yl]cyclopropanecarboxamide (100 mg, 0.248 mmol) was added to the solution, and the mixture was stirred at room temperature for 15 min. The reaction mixture was diluted with ethyl acetate (50 mL), washed successively with 5% aqueous sodium hydrogen carbonate solution (25 mL) and saturated brine (25 mL), and dried over anhydrous sodium sulfate. Insoluble material was filtered off, and the filtrate was concentrated under reduced pressure. The obtained residue was purified by silica gel column chromatography (ethyl acetate/n-hexane=50/50 → 100/0), and the obtained solution was concentrated under reduced pressure. The residue was crystallized from diethyl ether to give the title compound (85 mg, 57%) as a white powder.

¹H-NMR (DMSO-d₆, 300 MHz) δ 0.92 - 1.03 (4H, m), 1.39 - 1.52 (2H, m), 1.70 - 1.86 (2H, m), 1.93 - 2.10 (1H, m), 7.03 (1H, d, J = 9.1 Hz), 7.46 (1H, t, J = 7.6 Hz), 7.54 - 7.61 (1H, m), 7.65 (1H, dd, J = 7.6, 1.6 Hz), 7.85 (1H, d, J = 10.2 Hz), 7.91 - 8.05 (2H, m), 10.74 (1H, s), 13.00 (1H, br s).

Example 24

Production of 2-chloro-N-[4-chloro-5-({7-cyano-2-[(cyclopropylcarbonyl)amino]-1,3-benzothiazol-6-yl}oxy)-2-fluorophenyl]-3-(1-cyano-1-methylethyl)benzamide

[0475]



[0476] To a solution of 2-chloro-3-(1-cyano-1-methylethyl)benzoic acid (74 mg, 0.330 mmol) in tetrahydrofuran (1 mL)

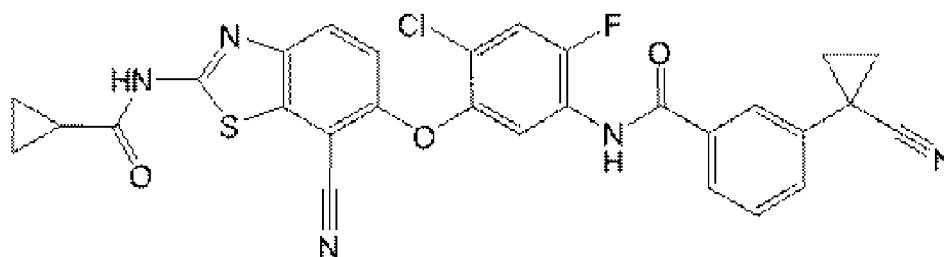
were added oxalyl chloride (35 μ L, 0.408 mmol) and N,N-dimethylformamide (5 μ L), and the mixture was stirred at room temperature for 1 hr. The reaction mixture was concentrated under reduced pressure, and the residue was dissolved in N,N-dimethylacetamide (2 mL). N-[6-(5-Amino-2-chloro-4-fluorophenoxy)-7-cyano-1,3-benzothiazol-2-yl]cyclopropanecarboxamide (90 mg, 0.223 mmol) produced in Example 23(vi) was added to the solution, and the mixture was stirred at room temperature for 1 hr. The reaction mixture was diluted with ethyl acetate (15 mL), washed successively with 5% aqueous sodium hydrogen carbonate solution (7 mL) and saturated brine (7 mL), and dried over anhydrous sodium sulfate. Insoluble material was filtered off, and the filtrate was concentrated under reduced pressure. The obtained residue was purified by silica gel column chromatography (ethyl acetate/n-hexane=20/80 \rightarrow 80/20), and the obtained solution was concentrated under reduced pressure to give the title compound (120 mg, 88%) as a white powder.

$^1\text{H-NMR}$ (DMSO- d_6 , 300 MHz) δ 0.92 - 1.09 (4H, m), 1.83 (6H, s), 1.95 - 2.10 (1H, m), 7.04 (1H, d, J = 9.1 Hz), 7.45 - 7.61 (2H, m), 7.65 (1H, dd, J = 7.7, 1.9 Hz), 7.84 (1H, d, J = 10.0 Hz), 7.95 - 8.07 (2H, m), 10.77 (1H, s), 13.00 (1H, s).

Example 25

Production of N-[4-chloro-5-({7-cyano-2-[(cyclopropylcarbonyl)amino]-1,3-benzothiazol-6-yl}oxy)-2-fluorophenyl]-3-(1-cyanocyclopropyl)benzamide

[0477]



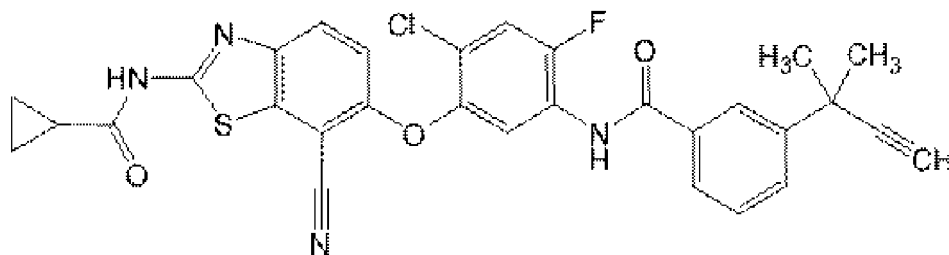
[0478] To a solution of 3-(1-cyanocyclopropyl)benzoic acid (74 mg, 0.330 mmol) in tetrahydrofuran (1 mL) were added oxalyl chloride (35 μ L, 0.408 mmol) and N,N-dimethylformamide (5 μ L), and the mixture was stirred at room temperature for 1 hr. The reaction mixture was concentrated under reduced pressure, and the residue was dissolved in N,N-dimethylacetamide (2 mL). N-[6-(5-Amino-2-chloro-4-fluorophenoxy)-7-cyano-1,3-benzothiazol-2-yl]cyclopropanecarboxamide (90 mg, 0.223 mmol) produced in Example 23(vi) was added to the solution, and the mixture was stirred at room temperature for 1 hr. The reaction mixture was diluted with ethyl acetate (15 mL), washed successively with 5% aqueous sodium hydrogen carbonate solution (7 mL) and saturated brine (7 mL), and dried over anhydrous sodium sulfate. Insoluble material was filtered off, and the filtrate was concentrated under reduced pressure. The obtained residue was purified by silica gel column chromatography (ethyl acetate/n-hexane=20/80 \rightarrow 80/20), and the obtained solution was concentrated under reduced pressure. The residue was crystallized from ethyl acetate to give the title compound (105 mg, 83%) as a white powder.

$^1\text{H-NMR}$ (DMSO- d_6 , 300 MHz) δ 0.90 - 1.07 (4H, m), 1.54 - 1.64 (2H, m), 1.76 - 1.86 (2H, m), 1.93 - 2.09 (1H, m), 7.04 (1H, d, J = 9.0 Hz), 7.48 - 7.62 (2H, m), 7.67 (1H, d, J = 7.0 Hz), 7.80 - 7.91 (3H, m), 8.02 (1H, d, J = 9.0 Hz), 10.37 (1H, s), 13.00 (1H, br s).

Example 26

Production of N-[4-chloro-5-({7-cyano-2-[(cyclopropylcarbonyl)amino]-1,3-benzothiazol-6-yl}oxy)-2-fluorophenyl]-3-(1,1-dimethylprop-2-yn-1-yl)benzamide

[0479]



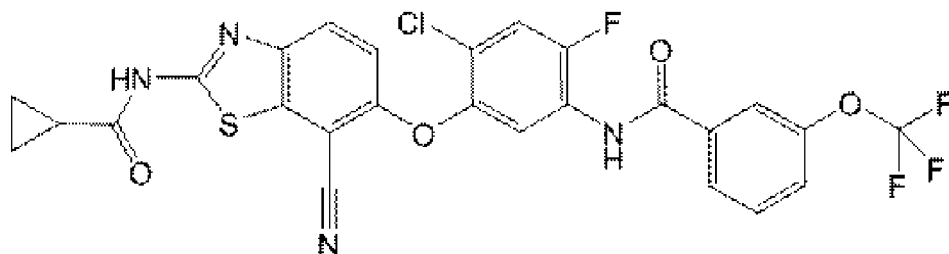
[0480] To a solution of 3-(1,1-dimethylprop-2-yn-1-yl)benzoic acid (62 mg, 0.330 mmol) in tetrahydrofuran (1 mL) were added oxalyl chloride (35 μ L, 0.408 mmol) and N,N-dimethylformamide (5 μ L), and the mixture was stirred at room temperature for 1 hr. The reaction mixture was concentrated under reduced pressure, and the residue was dissolved in N,N-dimethylacetamide (1 mL). N-[6-(5-Amino-2-chloro-4-fluorophenoxy)-7-cyano-1,3-benzothiazol-2-yl]cyclopropanecarboxamide (90 mg, 0.223 mmol) produced in Example 23(vi) was added to the solution, and the mixture was stirred at room temperature for 1 hr. The reaction mixture was diluted with ethyl acetate (15 mL), washed successively with 5% aqueous sodium hydrogen carbonate solution (7 mL) and saturated brine (7 mL), and dried over anhydrous sodium sulfate. Insoluble material was filtered off, and the filtrate was concentrated under reduced pressure. The obtained residue was purified by silica gel column chromatography (ethyl acetate/n-hexane=20/80 \rightarrow 80/20), and the obtained solution was concentrated under reduced pressure. The residue was crystallized from ethyl acetate to give the title compound (72 mg, 56%) as a white powder.

$^1\text{H-NMR}$ (DMSO- d_6 , 300 MHz) δ 0.91 - 1.08 (4H, m), 1.57 (6H, s), 1.94 - 2.09 (1H, m), 3.31 (1H, s), 7.05 (1H, d, J = 8.9 Hz), 7.40 - 7.55 (1H, m), 7.63 - 7.73 (1H, m), 7.74 - 7.91 (3H, m), 8.04 (1H, d, J = 8.9 Hz), 8.08 (1H, t, J = 1.7 Hz), 10.33 (1H, s), 13.00 (1H, s).

Example 27

Production of N-[4-chloro-5-({7-cyano-2-[(cyclopropylcarbonyl)amino]-1,3-benzothiazol-6-yl}oxy)-2-fluorophenyl]-3-(trifluoromethoxy)benzamide

[0481]



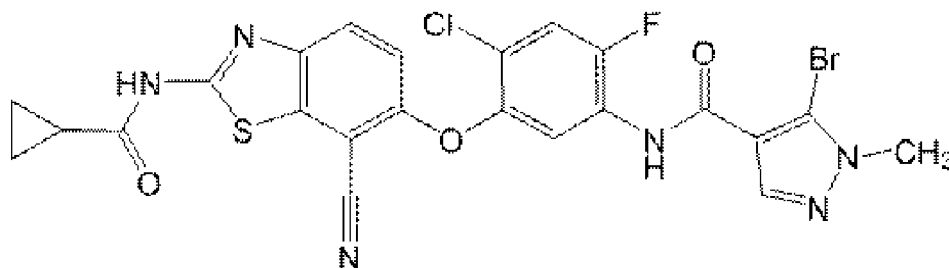
[0482] To a solution of 3-(trifluoromethoxy)benzoic acid (68 mg, 0.330 mmol) in tetrahydrofuran (1 mL) were added oxalyl chloride (35 μ L, 0.408 mmol) and N,N-dimethylformamide (5 μ L), and the mixture was stirred at room temperature for 1 hr. The reaction mixture was concentrated under reduced pressure, and the residue was dissolved in N,N-dimethylacetamide (1 mL). N-[6-(5-Amino-2-chloro-4-fluorophenoxy)-7-cyano-1,3-benzothiazol-2-yl]cyclopropanecarboxamide (90 mg, 0.223 mmol) produced in Example 23(vi) was added to the solution, and the mixture was stirred at room temperature for 1 hr. The reaction mixture was diluted with ethyl acetate (15 mL), washed successively with 5% aqueous sodium hydrogen carbonate solution (7 mL) and saturated brine (7 mL), and dried over anhydrous sodium sulfate. Insoluble material was filtered off, and the filtrate was concentrated under reduced pressure. The obtained residue was purified by silica gel column chromatography (ethyl acetate/n-hexane=10/90 \rightarrow 60/40), and the obtained solution was concentrated under reduced pressure. The residue was recrystallized from ethyl acetate/n-hexane to give the title compound (85 mg, 65%) as a white powder.

$^1\text{H-NMR}$ (DMSO- d_6 , 300 MHz) δ 0.92 - 1.05 (4H, m), 1.95 - 2.11 (1H, m), 7.05 (1H, d, J = 8.9 Hz), 7.56 - 7.75 (3H, m), 7.80-7.91 (2H, m), 7.98 (1H, dt, J = 7.4, 1.5 Hz), 8.03 (1H, d, J = 8.9 Hz), 10.48 (1H, br s), 13.00 (1H, br s).

Example 28

Production of 5-bromo-N-[4-chloro-5-({7-cyano-2-[(cyclopropylcarbonyl)amino]-1,3-benzothiazol-6-yl}oxy)-2-fluorophenyl]-1-methyl-1H-pyrazole-4-carboxamide

[0483]



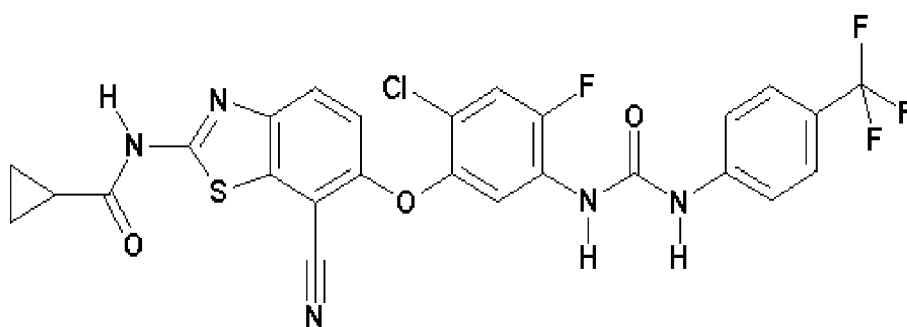
[0484] To a solution of 5-bromo-1-methyl-1H-pyrazole-4-carboxylic acid (68 mg, 0.331 mmol) in tetrahydrofuran (1 mL) were added oxalyl chloride (35 μ L, 0.408 mmol) and N,N-dimethylformamide (5 μ L), and the mixture was stirred at room temperature for 1 hr. The reaction mixture was concentrated under reduced pressure, and the residue was dissolved in N,N-dimethylacetamide (1 mL). N-[6-(5-Amino-2-chloro-4-fluorophenoxy)-7-cyano-1,3-benzothiazol-2-yl]cyclopropanecarboxamide (90 mg, 0.223 mmol) produced in Example 23(vi) was added to the solution, and the mixture was stirred at room temperature for 1 hr. The reaction mixture was diluted with ethyl acetate (15 mL), washed successively with 5% aqueous sodium hydrogen carbonate solution (7 mL) and saturated brine (7 mL), and dried over anhydrous sodium sulfate. Insoluble material was filtered off, and the filtrate was concentrated under reduced pressure. The obtained residue was purified by silica gel column chromatography (ethyl acetate/n-hexane=60/40 \rightarrow 100/0), and the obtained solution was concentrated under reduced pressure. The residue was crystallized from ethyl acetate to give the title compound (34 mg, 26%) as a white powder.

$^1\text{H-NMR}$ (DMSO- d_6 , 300 MHz) δ 0.88 - 1.14 (4H, m), 1.95 - 2.10 (1H, m), 3.86 (3H, s), 7.02 (1H, d, J = 9.1 Hz), 7.72 (1H, d, J = 7.2 Hz), 7.82 (1H, d, J = 10.0 Hz), 8.01 (1H, d, J = 9.1 Hz), 8.17 (1H, s), 9.92 (1H, s), 12.99 (1H, s).

Example 29

Production of N-[6-[2-chloro-4-fluoro-5-({[4-(trifluoromethyl)phenyl]carbamoyl}amino)phenoxy]-7-cyano-1,3-benzothiazol-2-yl]cyclopropanecarboxamide

[0485]



[0486] N-[6-(5-Amino-2-chloro-4-fluorophenoxy)-7-cyano-1,3-benzothiazol-2-yl]cyclopropanecarboxamide (150 mg, 0.372 mmol) produced in Example 23(vi) was dissolved in N,N-dimethylformamide (1.5 mL), 1-isocyanato-4-(trifluoromethyl)benzene (69 μ L, 0.484 mmol) was added, and the mixture was stirred at room temperature for 12 hr. The reaction mixture was diluted with ethyl acetate (10 mL), washed successively with 5% aqueous sodium hydrogen carbonate solution (5 mL) and saturated brine (5 mL), and dried over anhydrous sodium sulfate. Insoluble material was filtered off, and the filtrate was concentrated under reduced pressure. The obtained residue was purified by basic silica gel column chromatography (methanol/ethyl acetate=0/100 \rightarrow 5/95), and the obtained solution was concentrated under reduced pressure. The residue was recrystallized from acetone/n-hexane to give the title compound (115 mg, 52%) as

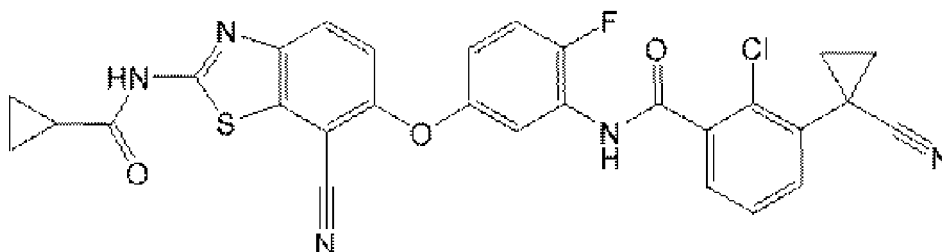
a white powder.

$^1\text{H-NMR}$ (300 MHz, DMSO-d_6) δ 0.91 - 1.12 (4H, m), 1.95 - 2.06 (1H, m), 7.02 (1H, d, $J = 9.1$ Hz), 7.55 - 7.68 (4H, m), 7.78 (1H, d, $J = 10.8$ Hz), 8.01 (1H, d, $J = 9.1$ Hz), 8.14 (1H, d, $J = 7.4$ Hz), 8.97 (1H, d, $J = 2.5$ Hz), 9.50 (1H, s), 13.00 (1H, s).

Example 30

Production of 2-chloro-3-(1-cyanocyclopropyl)-N-[5-({7-cyano-2-[(cyclopropylcarbonyl)amino]-1,3-benzothiazol-6-yl}oxy)-2-fluorophenyl]benzamide

[0487]



(i) Production of 2-(3-amino-4-fluorophenoxy)-5-nitrobenzonitrile

[0488] To a solution of 3-cyano-4-fluoronitrobenzene (9.36 g, 56.3 mmol) and 3-amino-4-fluorophenol (7.16 g, 56.3 mmol) in N,N -dimethylformamide (150 mL) was added potassium carbonate (11.7 g, 84.5 mmol), and the mixture was stirred at room temperature for 4 hr. Insoluble material was filtered off, and the filtrate was concentrated under reduced pressure. 5% Aqueous sodium hydrogen carbonate solution (300 mL) was added to the residue, and the mixture was extracted with ethyl acetate (270 mL)/tetrahydrofuran (30 mL). The aqueous layer was extracted with ethyl acetate (270 mL)/tetrahydrofuran (30 mL), and the combined organic layer was washed with saturated brine (300 mL), and dried over anhydrous sodium sulfate. Insoluble material was filtered off, and the filtrate was purified by basic silica gel column chromatography (eluate: ethyl acetate). The obtained solution was concentrated under reduced pressure to give the title compound (15.6 g, quantitative) as a beige powder.

$^1\text{H-NMR}$ (DMSO-d_6 , 300 MHz) δ 5.55 (2H, s), 6.33 - 6.46 (1H, m), 6.60 (1H, dd, $J = 7.6, 3.0$ Hz), 7.02 (1H, d, $J = 9.4$ Hz), 7.13 (1H, dd, $J = 11.1, 8.7$ Hz), 8.44 (1H, dd, $J = 9.4, 2.7$ Hz), 8.83 (1H, d, $J = 2.7$ Hz).

(ii) Production of N-[5-(2-cyano-4-nitrophenoxy)-2-fluorophenyl]-2,2,2-trifluoroacetamide

[0489] To a solution of 2-(3-amino-4-fluorophenoxy)-5-nitrobenzonitrile (10 g, 36.6 mmol) in tetrahydrofuran (100 mL) was added trifluoroacetic anhydride (9.99 mL, 47.6 mmol), and the mixture was stirred at room temperature for 1 hr. The reaction mixture was concentrated under reduced pressure, and the residue was diluted with ethyl acetate (450 mL)/tetrahydrofuran (50 mL), washed successively with saturated aqueous sodium hydrogen carbonate solution (500 mL \times 2) and saturated brine (500 mL), and dried over anhydrous sodium sulfate. Insoluble material was filtered off, and the filtrate was purified by silica gel column chromatography (eluate: ethyl acetate). The obtained solution was concentrated under reduced pressure to give the title compound (12.6 g, 93%) as a white powder.

$^1\text{H-NMR}$ (DMSO-d_6 , 300 MHz) δ 7.06 (1H, d, $J = 9.4$ Hz), 7.35 - 7.45 (1H, m), 7.51 - 7.63 (2H, m), 8.47 (1H, dd, $J = 9.4, 2.8$ Hz), 8.88 (1H, d, $J = 2.8$ Hz), 11.51 (1H, s).

(iii) Production of N-[5-(4-amino-2-cyanophenoxy)-2-fluorophenyl]-2,2,2-trifluoroacetamide

[0490] To a solution of N-[5-(2-cyano-4-nitrophenoxy)-2-fluorophenyl]-2,2,2-trifluoroacetamide (6.00 g, 16.3 mmol) in methanol (160 mL) was added 10% palladium-carbon (600 mg), and the mixture was stirred at room temperature for 2 hr under a hydrogen atmosphere (1 atm). Insoluble material was filtered off, and the filtrate was concentrated under reduced pressure to give the title compound (5.44 g, 99%) as a gray oil.

$^1\text{H-NMR}$ (DMSO-d_6 , 300 MHz) δ 5.53 (2H, s), 6.84 - 7.00 (4H, m), 7.09 (1H, dd, $J = 6.2, 3.2$ Hz), 7.33 (1H, t, $J = 9.5$ Hz), 11.20 (1H, br s).

(iv) Production of N-{5-[(2-amino-7-cyano-1,3-benzothiazol-6-yl)oxy]-2-fluorophenyl}-2,2,2-trifluoroacetamide

[0491] Potassium thiocyanate (7.72 g, 79.4 mmol) was suspended in acetic acid (30 mL), and the suspension was stirred at room temperature for 10 min. A solution of N-[5-(4-amino-2-cyanophenoxy)-2-fluorophenyl]-2,2,2-trifluoroacetamide (5.4 g, 15.9 mmol) in acetic acid (200 mL) was added to the obtained solution, and the mixture was further stirred at room temperature for 10 min. A solution of bromine (5.05 g, 31.5 mmol) in acetic acid (30 mL) was slowly added dropwise to the obtained solution. After the completion of the dropwise addition, the mixture was stirred at room temperature for 12 hr. The resulting yellow insoluble material was filtered off and washed with acetic acid. The filtrate and washings were combined and the mixture was concentrated under reduced pressure. The obtained residue was suspended in ethyl acetate (500 mL), washed successively with saturated aqueous sodium hydrogen carbonate solution (250 mL×2) and saturated brine (250 mL), and dried over anhydrous sodium sulfate. Insoluble material was filtered off, and the filtrate was purified by silica gel column chromatography (eluate: ethyl acetate). The obtained solution was concentrated under reduced pressure to give the title compound (5.36 g, 85%) as a pale-yellow powder. ¹H-NMR (DMSO-d₆, 300 MHz) δ 7.00 (1H, d, J = 8.9 Hz), 7.10 - 7.19 (1H, m), 7.26 (1H, dd, J = 6.1, 3.1 Hz), 7.42 (1H, t, J = 9.5 Hz), 7.62 (1H, d, J = 8.9 Hz), 7.91 (2H, s), 11.34 (1H, s).

(v) Production of N-(7-cyano-6-{4-fluoro-3-[(trifluoroacetyl)amino]phenoxy}-1,3-benzothiazol-2-yl)cyclopropanecarboxamide

[0492] To a solution of N-{5-[(2-amino-7-cyano-1,3-benzothiazol-6-yl)oxy]-2-fluorophenyl}-2,2,2-trifluoroacetamide (1.0 g, 2.52 mmol) in tetrahydrofuran (10 mL) were added pyridine (1.0 mL, 12.5 mmol) and cyclopropanecarbonyl chloride (395 μL, 4.35 mmol), and the mixture was stirred at room temperature for 10 hr. Pyridine (4.0 mL, 50 mmol) and cyclopropanecarbonyl chloride (100 μL, 1.10 mmol) were added, and the mixture was further stirred at room temperature for 1 hr. The reaction mixture was diluted with ethyl acetate (100 mL), washed successively with 1N hydrochloric acid (20 mL×2), 5% aqueous sodium hydrogen carbonate solution (100 mL) and saturated brine (100 mL), and dried over anhydrous sodium sulfate. Insoluble material was filtered off, and the filtrate was concentrated under reduced pressure. The obtained residue was purified by silica gel column chromatography (ethyl acetate/n-hexane=30/70→80/20), and the obtained solution was concentrated under reduced pressure. The residue was crystallized from ethyl acetate/n-hexane to give the title compound (410 mg, 38%) as a white powder. ¹H-NMR (DMSO-d₆, 300 MHz) δ 0.95 - 1.05 (4H, m), 1.97 - 2.09 (1H, m), 7.16 (1H, d, J = 9.0 Hz), 7.19 - 7.28 (1H, m), 7.36 (1H, dd, J = 6.2, 3.0 Hz), 7.46 (1H, t, J = 9.5 Hz), 8.05 (1H, d, J = 9.0 Hz), 11.36 (1H, s), 12.99 (1H, s).

(vi) Production of N-[6-(3-amino-4-fluorophenoxy)-7-cyano-1,3-benzothiazol-2-yl]cyclopropanecarboxamide

[0493] To a solution of sodium borohydride (586 mg, 15.5 mmol) in ethanol (7 mL) was added dropwise methanol (3 mL). To this suspension was added N-(7-cyano-6-{4-fluoro-3-[(trifluoroacetyl)amino]phenoxy}-1,3-benzothiazol-2-yl)cyclopropanecarboxamide (360 mg, 0.775 mmol). The reaction mixture was stirred at 60°C for 1 hr, cooled to room temperature, and concentrated under reduced pressure. The obtained residue was diluted with ethyl acetate (100 mL), washed successively with 5% aqueous sodium hydrogen carbonate solution (100 mL) and saturated brine (100 mL), and dried over anhydrous sodium sulfate. Insoluble material was filtered off, and the filtrate was concentrated under reduced pressure. The obtained residue was purified by basic silica gel column chromatography (ethyl acetate/n-hexane=80/20→100/0), and the obtained solution was concentrated under reduced pressure. The residue was recrystallized from ethyl acetate/n-hexane to give the title compound (194 mg, 68%) as a white powder. ¹H-NMR (DMSO-d₆, 300 MHz) δ 0.89 - 1.07 (4H, m), 1.95 - 2.08 (1H, m), 5.40 (2H, s), 6.16 - 6.35 (1H, m), 6.49 (1H, dd, J = 7.6, 3.0 Hz), 6.96 - 7.11 (2H, m), 8.00 (1H, d, J = 8.9 Hz), 12.94 (1H, br s).

(vii) Production of 2-chloro-3-(1-cyanocyclopropyl)-N-[5-({7-cyano-2-[(cyclopropylcarbonyl)amino]-1,3-benzothiazol-6-yl)oxy]-2-fluorophenyl]benzamide

[0494] To a solution of 2-chloro-3-(1-cyanocyclopropyl)benzoic acid (60 mg, 0.272 mmol) in tetrahydrofuran (1.5 mL) were added oxalyl chloride (29 μL, 0.340 mmol) and N,N-dimethylformamide (15 μL), and the mixture was stirred at room temperature for 1 hr. The reaction mixture was concentrated under reduced pressure, and the residue was dissolved in N,N-dimethylacetamide (2 mL). N-[6-(3-Amino-4-fluorophenoxy)-7-cyano-1,3-benzothiazol-2-yl]cyclopropanecarboxamide (84 mg, 0.227 mmol) was added to the solution, and the mixture was stirred at room temperature for 30 min. The reaction mixture was diluted with ethyl acetate (50 mL), washed successively with 5% aqueous sodium hydrogen carbonate solution (25 mL) and saturated brine (25 mL), and dried over anhydrous sodium sulfate. Insoluble material was filtered off, and the filtrate was concentrated under reduced pressure. The obtained residue was purified by silica gel column chromatography (ethyl acetate/n-hexane=30/70→80/20), and the obtained solution was concentrated under

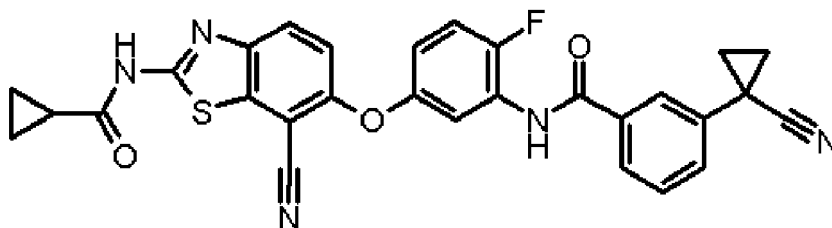
reduced pressure. The residue was recrystallized from ethyl acetate/n-hexane to give the title compound (92 mg, 59%) as a white powder.

¹H-NMR (DMSO-d₆, 300 MHz) δ 0.90 - 1.10 (4H, m), 1.39 - 1.49 (2H, m), 1.75 - 1.86 (2H, m), 1.96 - 2.09 (1H, m), 6.99 - 7.12 (1H, m), 7.16 (1H, d, J = 9.0 Hz), 7.34 - 7.52 (2H, m), 7.54-7.69 (2H, m), 7.81 (1H, dd, J = 6.2, 3.0 Hz), 8.04 (1H, d, J = 9.0 Hz), 10.62 (1H, s), 12.99 (1H, s).

Example 31

Production of 3-(1-cyanocyclopropyl)-N-[5-({7-cyano-2-[(cyclopropylcarbonyl)amino]-1,3-benzothiazol-6-yl}oxy)-2-fluorophenyl]benzamide

[0495]



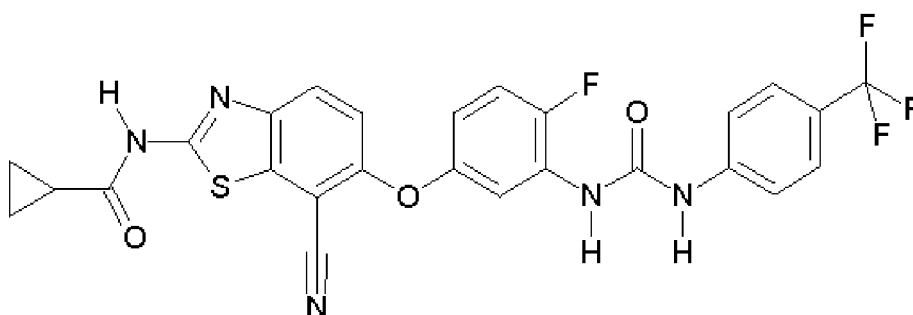
[0496] To a solution of 3-(1-cyanocyclopropyl)benzoic acid (51 mg, 0.272 mmol) in tetrahydrofuran (1.5 mL) were added oxalyl chloride (29 μL, 0.340 mmol) and N,N-dimethylformamide (15 μL), and the mixture was stirred at room temperature for 1 hr. The reaction mixture was concentrated under reduced pressure, and the residue was dissolved in N,N-dimethylacetamide (2 mL). N-[6-(3-Amino-4-fluorophenoxy)-7-cyano-1,3-benzothiazol-2-yl]cyclopropanecarboxamide (84 mg, 0.227 mmol) produced in Example 30(vi) was added to the solution, and the mixture was stirred at room temperature for 30 min. The reaction mixture was diluted with ethyl acetate (50 mL), washed successively with 5% aqueous sodium hydrogen carbonate solution (25 mL) and saturated brine (25 mL), and dried over anhydrous sodium sulfate. Insoluble material was filtered off, and the filtrate was concentrated under reduced pressure. The residue was purified by silica gel column chromatography (ethyl acetate/n-hexane=40/60→100/0), and the obtained solution was concentrated under reduced pressure. The residue was recrystallized from ethyl acetate/n-hexane to give the title compound (105 mg, 86%) as a white powder.

¹H-NMR (DMSO-d₆, 300 MHz) δ 0.94 - 1.06 (4H, m), 1.56 - 1.65 (2H, m), 1.77 - 1.84 (2H, m), 1.97 - 2.10 (1H, m), 7.06 - 7.21 (2H, m), 7.35 - 7.63 (4H, m), 7.80 - 7.92 (2H, m), 8.04 (1H, d, J = 9.1 Hz), 10.29 (1H, s), 12.98 (1H, s).

Example 32

Production of N-[7-cyano-6-[4-fluoro-3-({[4-(trifluoromethyl)phenyl]carbamoyl}amino)phenoxy]-1,3-benzothiazol-2-yl]cyclopropanecarboxamide

[0497]



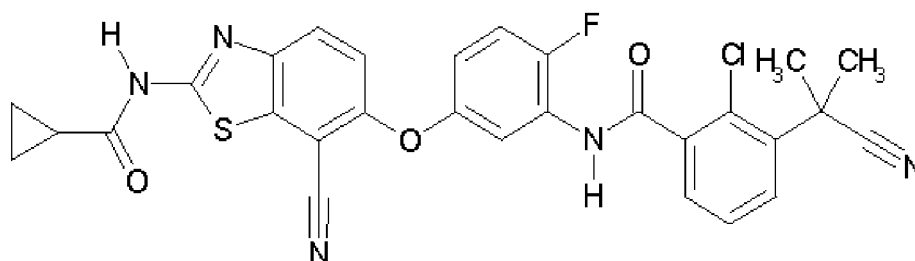
[0498] N-[6-(3-Amino-4-fluorophenoxy)-7-cyano-1,3-benzothiazol-2-yl]cyclopropanecarboxamide (150 mg, 0.402 mmol) produced in Example 30(vi) was dissolved in N,N-dimethylformamide (2 mL), 1-isocyanato-4-(trifluoromethyl)benzene (75 μL, 0.522 mmol) was added, and the mixture was stirred at room temperature for 12 hr. The reaction mixture

was diluted with ethyl acetate (10 mL), washed successively with 5% aqueous sodium hydrogen carbonate solution (5 mL) and saturated brine (5 mL), and dried over anhydrous sodium sulfate. Insoluble material was filtered off, and the filtrate was concentrated under reduced pressure. The obtained residue was purified by basic silica gel column chromatography (ethyl acetate/n-hexane=60/40→100/0), and the obtained solution was concentrated under reduced pressure. The residue was recrystallized from acetone/n-hexane to give the title compound (115 mg, 51%) as a white powder. ¹H-NMR (300 MHz, DMSO-d₆) δ 0.84 - 1.22 (4H, m), 1.86 - 2.07 (1H, m), 6.68 - 6.92 (1H, m), 7.13 (1H, d, J = 8.9 Hz), 7.36 (1H, dd, J = 11.0, 9.1 Hz), 7.55 - 7.73 (4H, m), 7.91 - 8.13 (2H, m), 8.87 (1H, d, J = 2.5 Hz), 9.51 (1H, s), 12.99 (1H, s).

Example 33

Production of 2-chloro-N-[5-({7-cyano-2-[(cyclopropylcarbonyl)amino]-1,3-benzothiazol-6-yl}oxy)-2-fluorophenyl]-3-(1-cyano-1-methylethyl)benzamide

[0499]



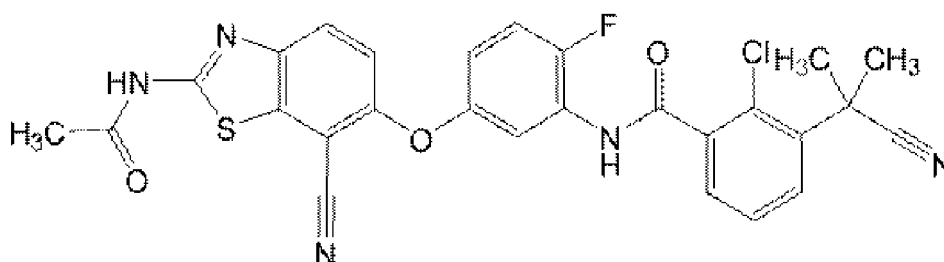
[0500] To a solution of 2-chloro-3-(1-cyano-1-methylethyl)benzoic acid (108 mg, 0.482 mmol) in tetrahydrofuran (1.5 mL) were added oxalyl chloride (52 μL, 0.601 mmol) and N,N-dimethylformamide (10 μL), and the mixture was stirred at room temperature for 1 hr. The reaction mixture was concentrated under reduced pressure, and the residue was dissolved in N,N-dimethylacetamide (1.5 mL). N-[6-(3-Amino-4-fluorophenoxy)-7-cyano-1,3-benzothiazol-2-yl]cyclopropanecarboxamide (150 mg, 0.407 mmol) produced in Example 30(vi) was added to the solution, and the mixture was stirred at room temperature for 10 min. The reaction mixture was diluted with ethyl acetate (10 mL), washed successively with 5% aqueous sodium hydrogen carbonate solution (5 mL) and saturated brine (5 mL), and dried over anhydrous sodium sulfate. Insoluble material was filtered off, and the filtrate was concentrated under reduced pressure. The obtained residue was purified by basic silica gel column chromatography (ethyl acetate/n-hexane=50/50→100/0), and the obtained solution was concentrated under reduced pressure. The residue was recrystallized from ethyl acetate/n-hexane to give the title compound (116 mg, 50%) as a white powder.

¹H-NMR (300 MHz, DMSO-d₆) δ 0.90 - 1.10 (4H, m), 1.84 (6H, s), 1.93 - 2.12 (1H, m), 7.07 (1H, dt, J = 8.8, 3.5 Hz), 7.16 (1H, d, J = 8.9 Hz), 7.41 (1H, dd, J = 10.1, 9.2 Hz), 7.46 - 7.72 (3H, m), 7.81 (1H, dd, J = 6.2, 3.0 Hz), 8.04 (1H, d), 10.65 (1H, s), 12.99 (1H, s).

Example 34

Production of N-[5-{{2-(acetamino)-7-cyano-1,3-benzothiazol-6-yl}oxy}-2-fluorophenyl]-2-chloro-3-(1-cyano-1-methylethyl)benzamide

[0501]



(i) Production of N-(5-[[2-(acetylamino)-7-cyano-1,3-benzothiazol-6-yl]oxy]-2-fluorophenyl)-2,2,2-trifluoroacetamide

[0502] To a solution of N-(5-[[2-amino-7-cyano-1,3-benzothiazol-6-yl]oxy]-2-fluorophenyl)-2,2,2-trifluoroacetamide (1.5 g, 3.78 mmol) produced in Example 30 (iv) in tetrahydrofuran (20 mL) were added pyridine (20 mL) and acetyl chloride (403 μ L, 5.67 mmol), and the mixture was stirred at room temperature for 2 hr. The reaction mixture was diluted with ethyl acetate (300 mL), washed successively with 5% aqueous sodium hydrogen carbonate solution (150 mL) and saturated brine (150 mL), and dried over anhydrous sodium sulfate. Insoluble material was filtered off, and the filtrate was concentrated under reduced pressure. The obtained residue was purified by basic silica gel column chromatography (ethyl acetate/n-hexane=30/70 \rightarrow 100/0), and the obtained solution was concentrated under reduced pressure to give the title compound (740 mg, 45%) as a white powder.

$^1\text{H-NMR}$ (DMSO- d_6 , 300 MHz) δ 2.25 (3H, s), 7.15 (1H, d, J = 9.0 Hz), 7.19 - 7.27 (1H, m), 7.33 - 7.39 (1H, m), 7.41 - 7.51 (1H, m), 8.05 (1H, d, J = 9.0 Hz), 11.38 (1H, s), 12.71 (1H, s).

(ii) Production of N-[6-(3-amino-4-fluorophenoxy)-7-cyano-1,3-benzothiazol-2-yl]acetamide

[0503] To a solution of sodium borohydride (3.0 g, 79.4 mmol) in ethanol (30 mL) was added dropwise methanol (6 mL). To this suspension was added N-(5-[[2-(acetylamino)-7-cyano-1,3-benzothiazol-6-yl]oxy]-2-fluorophenyl)-2,2,2-trifluoroacetamide (700 mg, 1.60 mmol). The reaction mixture was stirred at room temperature for 20 min, and concentrated under reduced pressure. The obtained residue was diluted with ethyl acetate (150 mL), washed successively with saturated aqueous sodium hydrogen carbonate solution (100 mL) and saturated brine (100 mL), and dried over anhydrous sodium sulfate. Insoluble material was filtered off, and the filtrate was concentrated under reduced pressure. The obtained residue was purified by silica gel column chromatography (ethyl acetate/n-hexane=50/50 \rightarrow 100/0). The obtained solution was concentrated under reduced pressure to give the title compound (260 mg, 48%) as a white powder.

$^1\text{H-NMR}$ (DMSO- d_6 , 300 MHz) δ 2.24 (3H, s), 5.40 (2H, s), 6.27 (1H, dt, J = 8.7, 3.3 Hz), 6.49 (1H, dd, J = 7.6, 3.0 Hz), 6.98 - 7.16 (2H, m), 8.00 (1H, d, J = 8.7 Hz), 12.67 (1H, s).

(iii) Production of N-(5-[[2-(acetylamino)-7-cyano-1,3-benzothiazol-6-yl]oxy]-2-fluorophenyl)-2-chloro-3-(1-cyano-1-methylethyl)benzamide

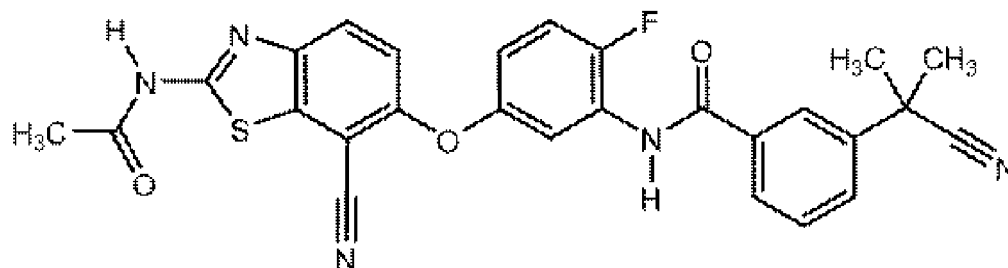
[0504] To a solution of 2-chloro-3-(1-cyano-1-methylethyl)benzoic acid (156 mg, 0.697 mmol) in tetrahydrofuran (2 mL) were added oxalyl chloride (75 μ L, 0.875 mmol) and N,N-dimethylformamide (20 μ L), and the mixture was stirred at room temperature for 1 hr. The reaction mixture was concentrated under reduced pressure, and the residue was dissolved in N,N-dimethylacetamide (2 mL). N-[6-(3-Amino-4-fluorophenoxy)-7-cyano-1,3-benzothiazol-2-yl]acetamide (200 mg, 0.584 mmol) was added to the solution, and the mixture was stirred at room temperature for 8 hr. The reaction mixture was diluted with ethyl acetate (20 mL), washed successively with 5% aqueous sodium hydrogen carbonate solution (20 mL) and saturated brine (20 mL), and dried over anhydrous sodium sulfate. Insoluble material was filtered off, and the filtrate was concentrated under reduced pressure. The obtained residue was successively purified by basic silica gel column chromatography (ethyl acetate/n-hexane=40/60 \rightarrow 100/0) and silica gel column chromatography (ethyl acetate/n-hexane=70/30 \rightarrow 100/0), and the obtained solution was concentrated under reduced pressure. The residue was recrystallized from ethyl acetate to give the title compound (164 mg, 51%) as a white powder.

$^1\text{H-NMR}$ (DMSO- d_6 , 300 MHz) δ 1.84 (6H, s), 2.24 (3H, s), 7.07 (1H, dt, J = 8.8, 3.4 Hz), 7.16 (1H, d, J = 9.0 Hz), 7.35-7.46 (1H, m), 7.47 - 7.61 (2H, m), 7.66 (1H, dd, J = 7.7, 1.7 Hz), 7.81 (1H, dd, J = 6.3, 3.1 Hz), 8.04 (1H, d, J = 9.0 Hz), 10.65 (1H, s), 12.69 (1H, s).

Example 35

Production of N-(5-[[2-(acetylamino)-7-cyano-1,3-benzothiazol-6-yl]oxy]-2-fluorophenyl)-3-(1-cyano-1-methylethyl)benzamide

[0505]



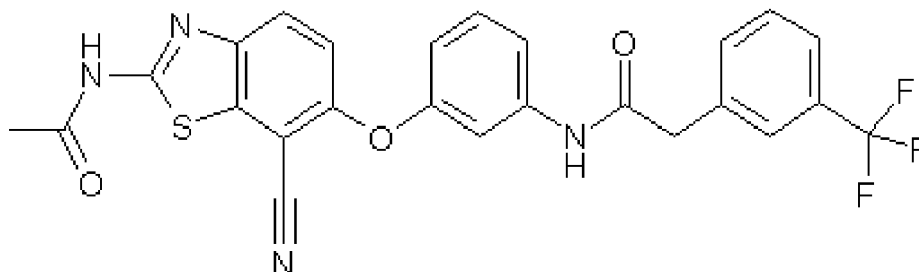
[0506] To a solution of 3-(1-cyano-1-methylethyl)benzoic acid (66 mg, 0.350 mmol) in tetrahydrofuran (1 mL) were added oxalyl chloride (37 μ L, 0.438 mmol) and N,N-dimethylformamide (10 μ L), and the mixture was stirred at room temperature for 1 hr. The reaction mixture was concentrated under reduced pressure, and the residue was dissolved in N,N-dimethylacetamide (1 mL). N-[6-(3-Amino-4-fluorophenoxy)-7-cyano-1,3-benzothiazol-2-yl]acetamide (100 mg, 0.292 mmol) produced in Example 34(ii) was added to the solution, and the mixture was stirred at room temperature for 1 hr. The reaction mixture was diluted with ethyl acetate (25 mL), washed successively with 5% aqueous sodium hydrogen carbonate solution (50 mL) and saturated brine (50 mL), and dried over anhydrous sodium sulfate. Insoluble material was filtered off, and the filtrate was concentrated under reduced pressure. The obtained residue was successively purified by basic silica gel column chromatography (ethyl acetate/n-hexane=60/40 \rightarrow 100/0) and silica gel column chromatography (ethyl acetate/n-hexane=60/40 \rightarrow 100/0), and the obtained solution was concentrated under reduced pressure. The residue was crystallized from ethyl acetate/n-hexane to give the title compound (43 mg, 28%) as a white powder.

$^1\text{H-NMR}$ (DMSO- d_6 , 300 MHz) δ 1.74 (6H, s), 2.25 (3H, s), 7.05-7.21 (2H, m), 7.42 (1H, dd, J = 10.0, 9.1 Hz), 7.50 (1H, dd, J = 6.2, 3.0 Hz), 7.59 (1H, t, J = 7.7 Hz), 7.71 - 7.81 (1H, m), 7.88 - 7.96 (1H, m), 8.00 - 8.09 (2H, m), 10.31 (1H, s), 12.69 (1H, s).

Example 49

Production of N-(3-[[2-(acetylamino)-7-cyano-1,3-benzothiazol-6-yl]oxy]phenyl)-2-[3-(trifluoromethyl)phenyl]acetamide

[0507]



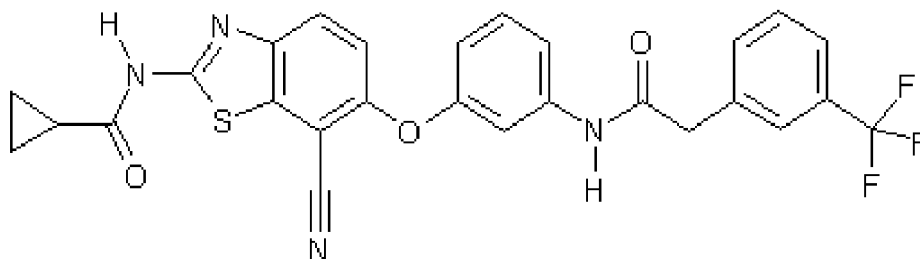
[0508] A mixture of N-[6-(3-aminophenoxy)-7-cyano-1,3-benzothiazol-2-yl]acetamide (141 mg, 0.436 mmol) produced in Example 12(ii), [3-(trifluoromethyl)phenyl]acetic acid (176 mg, 0.872 mmol), O-(7-azabenzotriazol-1-yl)-N,N,N',N'-tetramethyluronium hexafluorophosphate (331 mg, 0.872 mmol) and pyridine (3 mL) was stirred at 85°C for 12 hr. The reaction mixture was cooled to room temperature, diluted with ethyl acetate (5 mL), washed successively with saturated aqueous ammonium chloride solution (5 mL), saturated aqueous sodium hydrogen carbonate solution (5 mL) and saturated brine (5 mL), and dried over anhydrous sodium sulfate. Insoluble material was filtered off, and the filtrate was concentrated under reduced pressure. The residue was purified by silica gel column chromatography (ethyl acetate/n-hexane=40/60 \rightarrow 100/0), and the obtained solution was concentrated under reduced pressure. The residue was recrystallized from ethyl acetate/n-heptane (1/1) to give the title compound (154 mg, 69%) as a white powder.

$^1\text{H-NMR}$ (DMSO- d_6 , 300 MHz) δ 2.25 (3H, s), 3.77 (2H, s), 6.76 - 6.92 (1H, m), 7.15 (1H, d, J = 9.1 Hz), 7.31 - 7.42 (2H, m), 7.43 - 7.49 (1H, m), 7.50 - 7.65 (3H, m), 7.67 (1H, s), 8.03 (1H, d, J = 9.1 Hz), 10.38 (1H, s), 12.70 (1H, s).

Example 50

Production of N-[7-cyano-6-[3-({[3-(trifluoromethyl)phenyl]acetyl}amino)phenoxy]-1,3-benzothiazol-2-yl]cyclopropanecarboxamide

[0509]



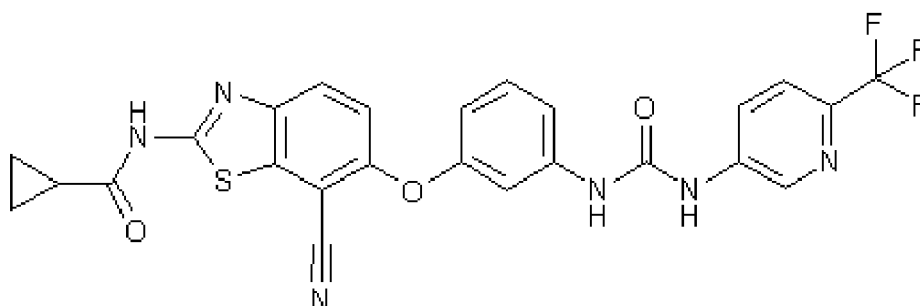
[0510] A mixture of N-[6-(3-aminophenoxy)-7-cyano-1,3-benzothiazol-2-yl]cyclopropanecarboxamide (100 mg, 0.285 mmol) produced in Example 3(vi), [3-(trifluoromethyl)phenyl]acetic acid (138 mg, 0.684 mmol), O-(7-azabenzotriazol-1-yl)-N,N,N',N'-tetramethyluronium hexafluorophosphate (260 mg, 0.684 mmol) and pyridine (2 mL) was stirred at 85°C for 4 hr. The reaction mixture was cooled to room temperature, diluted with ethyl acetate (5 mL), washed successively with saturated aqueous ammonium chloride solution (5 mL), saturated aqueous sodium hydrogen carbonate solution (5 mL) and saturated brine (5 mL), and dried over anhydrous sodium sulfate. Insoluble material was filtered off, and the filtrate was concentrated under reduced pressure. The residue was purified by silica gel column chromatography (ethyl acetate/n-hexane=30/70→100/0), and the obtained solution was concentrated under reduced pressure. The residue was recrystallized from ethyl acetate/n-heptane (1/2) to give the title compound (87 mg, 57%) as a white powder.

¹H-NMR (DMSO-d₆, 300 MHz) δ 0.91 - 1.11 (4H, m), 1.93 - 2.11 (1H, m), 3.77 (2H, s), 6.79 - 6.91 (1H, m), 7.15 (1H, d, J = 9.0 Hz), 7.31 - 7.43 (2H, m), 7.43 - 7.48 (1H, m), 7.50 - 7.65 (3H, m), 7.67 (1H, s), 8.02 (1H, d, J = 9.0 Hz), 10.38 (1H, s), 12.99 (1H, s).

Example 51

Production of N-[7-cyano-6-[3-({[6-(trifluoromethyl)pyridin-3-yl]carbamoyl}amino)phenoxy]-1,3-benzothiazol-2-yl]cyclopropanecarboxamide

[0511]



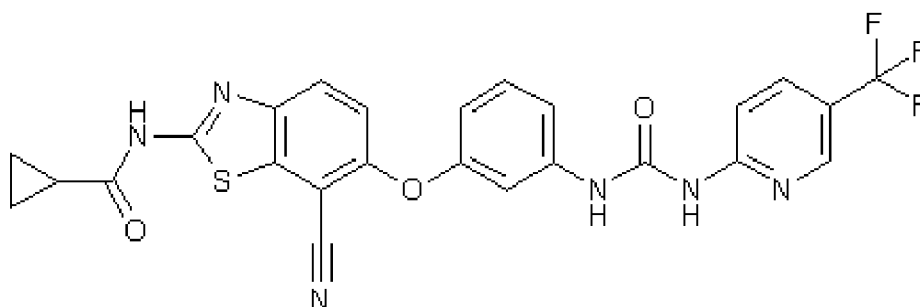
[0512] To a solution of bis(trichloromethyl) carbonate (59.3 mg, 0.200 mmol) in tetrahydrofuran (2 mL) were added N-[6-(3-aminophenoxy)-7-cyano-1,3-benzothiazol-2-yl]cyclopropanecarboxamide (200 mg, 0.571 mmol) produced in Example 3(vi) and triethylamine (158 μL, 1.14 mmol) at 4°C, and the mixture was stirred at the same temperature for 30 min. 6-(Trifluoromethyl)pyridine-3-amine (185 mg, 1.14 mmol) was added to the reaction mixture, and the mixture was stirred at 50°C for 2 hr. The reaction mixture was cooled to room temperature, diluted with ethyl acetate (10 mL), washed successively with saturated aqueous sodium hydrogen carbonate solution (5 mL) and saturated brine (5 mL), and dried over anhydrous sodium sulfate. Insoluble material was filtered off, and the filtrate was concentrated under reduced pressure. The residue was purified by basic silica gel column chromatography (methanol/ethyl acetate=0/100→10/90), and the obtained solution was concentrated under reduced pressure. The residue was recrystallized from ethyl acetate/n-heptane (1/1) to give the title compound (79 mg, 26%) as a white powder.

¹H-NMR (DMSO-d₆, 300 MHz) δ 0.92 - 1.09 (4H, m), 1.95 - 2.10 (1H, m), 6.75 - 6.86 (1H, m), 7.17 (1H, d, J = 9.0 Hz), 7.22 - 7.29 (1H, m), 7.33 - 7.45 (2H, m), 7.81 (1H, d, J = 8.7 Hz), 8.04 (1H, d, J = 9.0 Hz), 8.18 (1H, dd, J = 8.6, 2.2 Hz), 8.71 (1H, d, J = 2.5 Hz), 9.17 (1H, s), 9.35 (1H, s), 13.00 (1H, br s) .

Example 52

Production of N-{7-cyano-6-[3-({[5-(trifluoromethyl)pyridin-2-yl]carbamoyl}amino)phenoxy]-1,3-benzothiazol-2-yl}cyclopropanecarboxamide

[0513]



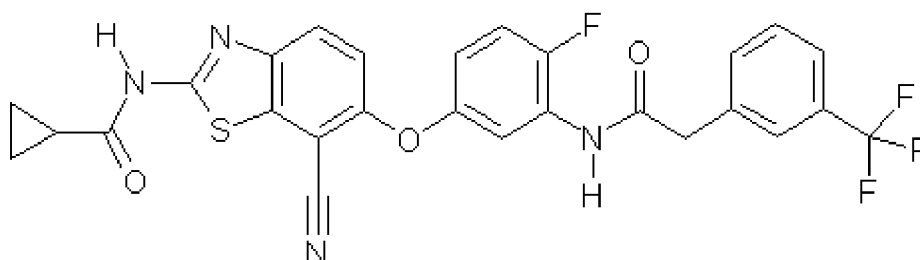
[0514] To a solution of bis(trichloromethyl) carbonate (59.3 mg, 0.200 mmol) in tetrahydrofuran (2 mL) were added N-[6-(3-aminophenoxy)-7-cyano-1,3-benzothiazol-2-yl]cyclopropanecarboxamide (200 mg, 0.571 mmol) produced in Example 3(vi) and triethylamine (158 μL, 1.14 mmol) at 4°C, and the mixture was stirred at the same temperature for 30 min. 5-(Trifluoromethyl)pyridin-2-amine (185 mg, 1.14 mmol) was added to the reaction mixture, and the mixture was stirred at 50°C for 2 hr. The reaction mixture was cooled to room temperature, diluted with ethyl acetate (10 mL), washed successively with saturated aqueous sodium hydrogen carbonate solution (5 mL) and saturated brine (5 mL), and dried over anhydrous sodium sulfate. Insoluble material was filtered off, and the filtrate was concentrated under reduced pressure. The residue was purified by basic silica gel column chromatography (methanol/ethyl acetate=0/100→10/90), and the obtained solution was concentrated under reduced pressure. The residue was recrystallized from ethyl acetate/n-heptane (1/1) to give the title compound (113 mg, 37%) as a white powder.

¹H-NMR (DMSO-d₆, 300 MHz) δ 0.92 - 1.09 (4H, m), 1.98 - 2.14 (1H, m), 6.77 - 6.89 (1H, m), 7.16 (1H, d, J = 8.9 Hz), 7.26-7.33 (1H, m), 7.35 - 7.45 (1H, m), 7.49 (1H, t, J = 2.2 Hz), 7.80 (1H, d, J = 8.9 Hz), 8.04 (1H, d, J = 8.9 Hz), 8.11 (1H, dd, J = 8.9, 2.4 Hz), 8.54 - 8.71 (1H, m), 9.82 (1H, s), 10.16 (1H, s), 12.99 (1H, br s).

Example 53

Production of N-{7-cyano-6-[4-fluoro-3-({[3-(trifluoromethyl)phenyl]acetyl}amino)phenoxy]-1,3-benzothiazol-2-yl}cyclopropanecarboxamide

[0515]



(i) Production of N-(2-fluoro-5-hydroxyphenyl)-2-[3-(trifluoromethyl)phenyl]acetamide

[0516] [3-(Trifluoromethyl)phenyl]acetic acid (4.1 g, 20.1 mmol) was dissolved in tetrahydrofuran (20 mL), and oxalyl chloride (2.1 mL, 24.5 mmol) and N,N-dimethylformamide (5 μL) were added. The reaction mixture was stirred at room temperature for 1 hr, and the solvent was evaporated under reduced pressure to give [3-(trifluoromethyl)phenyl]acetyl

chloride. To a solution of 3-amino-4-fluorophenol (2.43 g, 19.1 mmol) in tetrahydrofuran (20 mL) was added a suspension of sodium hydrogen carbonate (2.41 g, 28.6 mmol) in water (30 mL), and the mixture was vigorously stirred at room temperature. A solution of [3-(trifluoromethyl)phenyl]acetyl chloride produced above in tetrahydrofuran (10 mL) was added dropwise to the mixture, and the mixture was stirred at room temperature for 30 min. Ethyl acetate (100 mL) was added to the reaction mixture to separate the aqueous layer. The organic layer was washed with saturated brine (100 mL), and dried over anhydrous magnesium sulfate. Insoluble material was filtered off, and the obtained solution was purified by silica gel chromatography (eluate: ethyl acetate), and the obtained solution was concentrated under reduced pressure to give the title compound (5.84 g, 98%) as a pale-brown solid.

¹H-NMR (DMSO-d₆, 300 MHz) δ 3.85 (2H, s), 6.46 (1H, dt, J = 8.6, 3.6 Hz), 7.02 (1H, dd, J = 11.0, 8.9 Hz), 7.40 (1H, dd, J = 6.6, 3.0 Hz), 7.46 - 7.69 (3H, m), 7.71 (1H, s), 9.35 (1H, s), 9.89 (1H, s).

(ii) Production of N-[5-(2-cyano-4-nitrophenoxy)-2-fluorophenyl]-2-[3-(trifluoromethyl)phenyl]acetamide

[0517] To a solution of 3-cyano-4-fluoronitrobenzene (0.530 g, 3.19 mmol) and N-(2-fluoro-5-hydroxyphenyl)-2-[3-(trifluoromethyl)phenyl]acetamide (1.00 g, 3.19 mmol) in N,N-dimethylformamide (5 mL) was added potassium carbonate (0.530 g, 3.83 mmol), and the mixture was stirred at room temperature for 4 hr. The reaction mixture was diluted with ethyl acetate (100 mL), washed successively with water (100 mL) and saturated brine (100 mL), and dried over anhydrous magnesium sulfate. Insoluble material was filtered off. The obtained organic layer was purified by basic silica gel column chromatography (eluate: 50% ethyl acetate/n-hexane), and the obtained solution was concentrated under reduced pressure to give the title compound (1.38 g, 94%) as a yellow oil.

¹H-NMR (DMSO-d₆, 300 MHz) δ 3.91 (2H, s), 7.01 (1H, d, J = 9.3 Hz), 7.08 - 7.16 (1H, m), 7.48 (1H, dd, J = 10.7, 9.0 Hz), 7.52 - 7.66 (3H, m), 7.70 (1H, s), 7.98 (1H, dd, J = 6.6, 3.0 Hz), 8.39 - 8.44 (1H, m), 8.84 (1H, d, J = 2.7 Hz), 10.31 (1H, s).

(iii) Production of N-[5-(4-amino-2-cyanophenoxy)-2-fluorophenyl]-2-[3-(trifluoromethyl)phenyl]acetamide

[0518] To a solution of N-[5-(2-cyano-4-nitrophenoxy)-2-fluorophenyl]-2-[3-(trifluoromethyl)phenyl]acetamide (1.36 g, 2.96 mmol) in ethanol (25 mL)/tetrahydrofuran (10 mL) was added 10% palladium-carbon (160 mg), and the mixture was stirred at room temperature for 5 hr under a hydrogen atmosphere (1 atm). Insoluble material was filtered off, and the filtrate was concentrated under reduced pressure. The obtained residue was purified by basic silica gel column chromatography (ethyl acetate/n-hexane=30/70→100/0), and the fraction containing the object product was concentrated under reduced pressure to give the title compound (1.17 g, 92%) as a beige amorphous form.

¹H-NMR (DMSO-d₆, 300 MHz) δ 3.87 (2H, s), 5.48 (2H, s), 6.72 (1H, dt, J = 8.8, 3.5 Hz), 6.80 - 7.01 (3H, m), 7.26 (1H, dd, J = 10.6, 9.1 Hz), 7.49 - 7.65 (4H, m), 7.68 (1H, s), 10.10 (1H, s).

(iv) Production of N-[5-[(2-amino-7-cyano-1,3-benzothiazol-6-yl)oxy]-2-fluorophenyl]-2-[3-(trifluoromethyl)phenyl]acetamide

[0519] To a solution of N-[5-(4-amino-2-cyanophenoxy)-2-fluorophenyl]-2-[3-(trifluoromethyl)phenyl]acetamide (1.15 g, 2.68 mmol) in acetic acid (40 mL) was added potassium thiocyanate (1.22 g, 12.6 mmol), and the mixture was stirred at room temperature for 10 min. A solution of bromine (652 mg, 4.08 mmol) in acetic acid (6.5 mL) was added dropwise to the obtained solution over 10 min. After the completion of the dropwise addition, the mixture was stirred at room temperature for 12 hr. The reaction mixture was diluted with acetic acid (50 mL), and insoluble material was filtered off and washed with acetic acid, the filtrate and washings were combined and the mixture was concentrated under reduced pressure. The obtained residue was suspended in ethyl acetate (120 mL)/tetrahydrofuran (12 mL), and the suspension was washed successively with saturated aqueous sodium hydrogen carbonate solution (120 mL) and saturated brine (120 mL), and dried over anhydrous magnesium sulfate. Insoluble material was filtered off, the filtrate was purified by basic silica gel column chromatography (eluate: ethyl acetate), and the obtained solution was concentrated under reduced pressure to give the title compound (1.13 g, 87%) as a beige powder.

¹H-NMR (DMSO-d₆, 300 MHz) δ 3.87 (2H, s), 6.76 - 7.01 (2H, m), 7.33 (1H, dd, J = 10.6, 9.1 Hz), 7.44 - 7.66 (4H, m), 7.68 (1H, s), 7.75 (1H, dd, J = 6.4, 3.0 Hz), 7.87 (2H, s), 10.17 (1H, s).

(v) Production of N-[7-cyano-6-[4-fluoro-3-({[3-(trifluoromethyl)phenyl]acetyl amino}phenoxy)-1,3-benzothiazol-2-yl]cyclopropanecarboxamide

[0520] To a solution of N-[5-[(2-amino-7-cyano-1,3-benzothiazol-6-yl)oxy]-2-fluorophenyl]-2-[3-(trifluoromethyl)phenyl]acetamide (980 mg, 2.01 mmol) in N,N-dimethylacetamide (8 mL) were added pyridine (242 μL, 3.02 mmol) and cyclopropanecarbonyl chloride (255 μL, 2.81 mmol), and the mixture was stirred at room temperature for 2 hr. Cyclopropanecarbonyl chloride (255 μL, 2.81 mmol) was added to the reaction mixture, and the mixture was further stirred

at room temperature for 2 hr. Water (20 mL) was added to the reaction mixture, and the mixture was extracted with ethyl acetate (20 mL). The organic layer was washed successively with saturated aqueous sodium hydrogen carbonate solution (20 mL) and saturated brine (20 mL), and dried over anhydrous magnesium sulfate. Insoluble material was filtered off, the filtrate was purified by basic silica gel column chromatography (eluate: ethyl acetate), and the obtained solution was concentrated under reduced pressure. A pale-brown oil residue was crystallized from ethanol/water (1/1) to give the title compound (1.06 g, 95%) as a white powder.

¹H-NMR (DMSO-d₆, 300 MHz) δ 0.89 - 1.05 (4H, m), 1.97 - 2.13 (1H, m), 3.88 (2H, s), 6.97 (1H, dt, J = 8.7, 3.6 Hz), 7.08 (1H, d, J = 9.0 Hz), 7.37 (1H, dd, J = 10.6, 9.1 Hz), 7.49 - 7.64 (3H, m), 7.68 (1H, s), 7.83 (1H, dd, J = 6.4, 3.0 Hz), 7.99 (1H, d, J = 9.0 Hz), 10.21 (1H, s), 12.97 (1H, s).

Formulation Example 1

[0521] A medicament containing the compound of the present invention as an active ingredient can be produced, for example, according to the following formulation.

1. capsule

[0522]

| | |
|---------------------------|--------|
| (1) compound of Example 1 | 40 mg |
| (2) lactose | 70 mg |
| (3) crystalline cellulose | 9 mg |
| (4) magnesium stearate | 1 mg |
| 1 capsule | 120 mg |

[0523] (1), (2), (3) and 1/2 of (4) are blended and granulated. The rest of (4) is added and the total amount is sealed in a gelatin capsule.

2. tablet

[0524]

| | |
|---------------------------|--------|
| (1) compound of Example 1 | 40 mg |
| (2) lactose | 58 mg |
| (3) cornstarch | 18 mg |
| (4) crystalline cellulose | 3.5 mg |
| (5) magnesium stearate | 0.5 mg |
| 1 tablet | 120 mg |

[0525] (1), (2), (3), 2/3 of (4) and 1/2 of (5) are blended and granulated. The rest of (4) and (5) is added to the granules and the mixture is compression formed into a tablet.

Formulation Example 2

[0526] The compound (50 mg) obtained in Example 1 is dissolved in the Japanese Pharmacopoeia distilled water for injection (50 mL), and the Japanese Pharmacopoeia distilled water for injection is added to make the total amount 100 mL. This solution is aseptically filtered. The solution (1 mL) is aseptically filled in a vial for injection, sealed and freeze-dried.

Experimental Example 1

Cloning of human BRAF gene and preparation of recombinant baculovirus

[0527] Human BRAF gene was cloned by PCR using human Testis cDNA library (Clontech) as a template. The primer used for PCR was prepared from base sequence (Genbank Accession No.: NM_004333) information of BRAF gene by adding a base sequence encoding Flag peptide and a recognition sequence of the restriction enzyme to area encoding

the BRAF kinase domain region, so that the protein contains an N-terminal Flag. The primer base sequences are shown below.

BRAF-U:

5' –

AAAGAATTCACCATGGACTACAAGGACGACGATGACAAGACCCCCCTGCCTCATTACCTGG

CT-3' (SEQ ID NO:1)

and

BRAF-L:

5'-AAAAGTCGACTCAGTGGACAGGAAACGCACCATAT-3' (SEQ ID NO:2)

[0528] The PCR reaction was conducted using Pyrobest (Takara Shuzo Co., Ltd). The obtained PCR product was electrophoresed on agarose gel (1%), the DNA fragment amplified by PCR was recovered from the gel, and then digested with restriction enzymes EcoRI and Sall. The DNA treated with the restriction enzymes was electrophoresed on agarose gel (1%), and the obtained DNA fragment was recovered. The recovered DNA fragment was ligated to plasmid pFASTBAC1 (Invitrogen) digested with restriction enzymes EcoRI and Sall to give expression plasmid pFB-BRAF, and the base sequence of the insert fragment was confirmed. In addition, mutation was introduced into V600E using a Quick change Site Directed Mutagenesis kit (Stratagene). The base sequences of the primers used are shown in the following. V600E-U:

5'-GGTCTAGCTACAGAGAAATCTCGATGGAG-3' (SEQ ID NO:3)

and

V600E-L:

5'-CTCCATCGAGATTTCTCTGTAGCTAGACC-3' (SEQ ID NO:4)

[0529] The obtained plasmid was sequenced to confirm the introduction of mutation into V600E. The DNA was digested with restriction enzymes EcoRI and Sall, DNA treated with the restriction enzymes was electrophoresed on agarose gel (1%), and the obtained DNA fragment was recovered. The recovered DNA fragment was ligated to plasmid pFASTBAC1 (Invitrogen) digested with restriction enzymes EcoRI and Sall to give expression plasmid pFB-V600E.

[0530] Using BAC-TO-BAC Baculovirus Expression System (Invitrogen), virus stock BAC-V600E of recombinant baculovirus was prepared.

Experimental Example 2

Preparation of BRAF (V600E) protein

[0531] SF-21 cells (Invitrogen) were sown at 1×10^6 cells/mL to Sf-900II SFM medium (1 L, Invitrogen) containing 10% fetal bovine serum (Trace), 50 mg/L Gentamicin (Invitrogen) and 0.1% Pluronic F-68 (Invitrogen), and shaking culture was performed using a 2 L volume Erlenmeyer flask at 27°C, 100 rpm. After culturing for 24 hrs, 13.4 mL of recombinant baculovirus BAC-V600E was added to the mixture, and the mixture was further cultured for 3 days. The culture medium was centrifuged at 2,000 rpm for 5 min. to give virus-infected cells. The infected cells were washed with a phosphate buffered saline (Invitrogen), centrifuged under the same conditions, and the cells were preserved at -80°C. The cryopreserved cells were thawed in ice, suspended in buffer A (50 mM Tris buffer (30 mL, pH 7.4) containing 20% glycerol, 0.15 M NaCl) supplemented with Complete Protease Inhibitor (Boehringer), and ruptured 3 times with Polytron homogenizer (Kinematica) at 20,000 rpm for 30 sec. The ruptured medium was clarified by centrifugation at 40,000 rpm for 30 min. and filtered with a 0.45 µm filter. The filtrate was passed through a column packed with Anti-FLAG M2 Affinity Gel (4 mL, Sigma) at a flow rate of about 0.5 mL/min. The column was washed with buffer A, and eluted with buffer A containing 100 µg/mL of FLAG peptide (Sigma). The buffer of this concentrate was exchanged using NAP25 column (Amersham Bioscience) equilibrated with buffer A and the fractions were cryopreserved at -80°C.

Experimental Example 3

Cloning of human GSTP1 gene and preparation of pGP1p expression plasmid

- 5 **[0532]** Human GSTP1 gene was cloned by PCR using PCR-ready cDNA human universal library (Clontech) as a template. The primers used for PCR were GSTP1UNHE:

5'-ATATGCTAGCACCATGCCGCCCTACACCGTG-3' (SEQ ID NO: 5)

- 10 and
GSTP1LHIN:

5'-TATAAAGCTTCTGTTTCCCGTTGCCATTGATG-3' (SEQ ID NO: 6)

- 15 **[0533]** The PCR reaction was conducted using Pyrobest (Takara Shuzo Co., Ltd). The obtained PCR product was electrophoresed on agarose gel (1%), the DNA fragment amplified by PCR was recovered from the gel, and then digested with restriction enzymes NheI and HindIII. The DNA treated with the restriction enzymes was electrophoresed on agarose gel (1%), and the obtained DNA fragment was recovered.

- 20 **[0534]** DNA fragment that codes the PreScission protease recognition site was prepared by annealing of synthetic DNA fragments,
PPINSU:

5'-AGCTTGGAGGTGGACTGGAAGTTCTGTTCCAGGGGCCCTGG-3' (SEQ ID NO: 7)

- 25 and
PPINSL:

5'-GATCCCAGGGGCCCTGGAACAGAACTTCCAGTCCACCTCCA-3' (SEQ ID NO: 8)

- 30 **[0535]** The DNA fragments, coding for hGSTP1 and PreScission protease recognition site, were ligated to plasmid pcDNA3.1 digested with restriction enzymes NheI and BamHI to give expression vector pGP1p.

Experimental Example 4

- 35 Cloning of human MEK1 (K96R) gene and preparation of GSTP1-MEK1 (K96R) expression plasmid

[0536] Human MEK1 gene was cloned by PCR using human lung cDNA library (Clontech) as a template. The primer used for PCR was prepared from base sequence (Genbank Accession No.: NM_002755) information of MEK1 gene. The primer base sequences are shown below.

- 40 MEK1-U:

5'-AAAAGTCGACATGCCCAAGAAGAAGCCGACGCCCATCC-3' (SEQ ID NO: 9)

- and
45 MEK1-L:

5'-TTTTGCGGCCGCAGGGGACTCGCTCTTTGTTGCTTCC-3' (SEQ ID NO: 10)

- 50 **[0537]** The PCR reaction was conducted using Pyrobest (Takara Shuzo Co., Ltd). The obtained PCR product was electrophoresed on agarose gel (1%), the DNA fragment amplified by PCR was recovered from the gel, and then digested with restriction enzymes SalI and NotI. The DNA treated with the restriction enzymes was electrophoresed on agarose gel (1%), and the obtained DNA fragment was recovered. The recovered DNA fragment was ligated to plasmid pGEX6P-3 (GE healthcare) digested with restriction enzymes SalI and NotI to give expression plasmid pGEX6p-MEK1, and the base sequence of the insert fragment was confirmed. In addition, mutation was introduced into K96R using a Quick change Site Directed Mutagenesis kit (Stratagene) to give expression plasmid pGEX6P-MEK1 (K96R).

- 55 **[0538]** pGEX6P-MEK1 (K96R) was digested with restriction enzymes BamHI and NotI. The DNA treated with the restriction enzymes was electrophoresed on agarose gel (1%), and the DNA fragment coding for MEK1 (K96R) was recovered. The recovered DNA fragment was ligated to plasmid pGP1p digested with restriction enzymes BamHI and

NotI to give expression plasmid pGP1p-MEK1 (K96R).

Experimental Example 5

5 Preparation of GSTP1-MEK1 (K96R)

[0539] Expression of GSTP1 tagged MEK1 (K96R) was performed with FreeStyle 293 Expression System (Invitrogen). FreeStyle 293-F cells were seeded into 1140 ml of FreeStyle 293 Expression Medium at 1.1×10^6 cells/ml. 1730 μ l of 293 fectin was diluted with 43 ml of Opti-MEM I medium, mixed with 1300 μ g of the expression plasmid pGP1p-MEK1 (K96R) diluted with 43 ml of Opti-MEM I medium, allowed to stand for 20 min. at room temperature, and then added to FreeStyle 293-F cells. After shaking culture at 37°C, under 8% CO₂ gas and at 125 rpm for 3 days, the cells were recovered, and disrupted twice with Polytron homogenizer (Kinematica) at 20,000 rpm for 20 sec. after addition of 80 ml of suspending buffer (50 mmol/L HEPES (pH 8), 100 mmol/L NaCl, 1 mmol/L EDTA, 1 mmol/L Sodium Orthovanadate, 10%(v/v) Glycerol, Complete Protease Inhibitor (Roche)) to them. The disrupted solution was centrifuged at 500 g for 10 min., the supernatant was further centrifuged at 100,000 g for 60 min., and the supernatant was loaded on a Glutathione Sepharose 4B (GE Healthcare, 2 cm x 5 cm, 15.7 mL) column. The column was washed with 50 mmol/L HEPES (pH 7.5), 0.1 mol/L NaCl, 1 mmol/L DTT, 1 mM EDTA, 10%(v/v) Glycerol, and eluted with 0.1 mol/L Tris-HCl, 1 mmol/L DTT, 10%(v/v) Glycerol, 10 mmol/L glutathione. The eluate was concentrated to 5 mL with Vivaspin 20-10K (GE Healthcare), and loaded on a HiLoad 26/60 Superdex 200 pg column (GE Healthcare) equilibrated with 50 mmol/L HEPES (pH 7.5), 0.1 mol/L NaCl, 1 mmol/L DTT, 10%(v/v) Glycerol. The fractions containing GSTP1-MEK1 (K96R) were concentrated with Vivaspin 20-10K. The protein concentration was determined by BCA protein assay kit (Pierce).

Test Example 1

25 Determination of BRAF (V600E) kinase inhibitory activity

[0540] A test compound (2.5 μ L) dissolved in dimethyl sulfoxide (DMSO) was added to 37.5 μ L of a reaction solution (25 mM HEPES (pH 7.5), 10 mM magnesium acetate, 1 mM dithiothreitol) containing 30 ng of BRAF (V600E) enzyme and 250 ng of recombinant protein GSTP1-MEK1 (K96R) prepared using FreeStyle 293 expression system (Invitrogen), and the mixture was incubated at room temperature for 10 min. 10 μ L of ATP solution (2.5 μ M ATP, 0.1 μ Ci [γ -³²P]ATP) was added to the obtained mixture, and the mixture was reacted at room temperature for 20 min. The reaction was quenched by adding 50 μ L of ice-cooled 20% trichloroacetic acid (Wako Pure Chemical Industries, Ltd.) to the reaction solution. The reaction solution was allowed to stand at 4°C for 30 min., and the acid-precipitable fraction was transferred to GF/C filter plate (Millipore Corporation) using cell harvester (PerkinElmer). The plate was dried at 45°C for 60 min., and 40 μ L of MicroScinti 0 (PerkinElmer) was added thereto. The radioactivity was measured using TopCount (PerkinElmer). The kinase inhibitory rate (%) of the test compound was calculated by the following formula:

$$\text{Inhibitory rate (\%)} = (1 - (\text{count of test compound} - \text{blank}) \div (\text{control} - \text{blank})) \times 100$$

[0541] The count of the solution reacted without addition of the compound was used as a "control", and the count of the solution without the compound and enzyme was used as a "blank".

[0542] The obtained results are shown in Table 1. The results show that the compound of the present invention strongly inhibits an activity of BRAF (V600E) kinase.

[Table 1]

| Ex. No. | Inhibitory rate (%) at 1.0 μ M |
|---------|------------------------------------|
| 1 | 101 |
| 11 | 101 |
| 13 | 98 |
| 21 | 100 |
| 51 | 100 |

(continued)

| Ex. No. | Inhibitory rate (%) at 1.0 μ M |
|---------|------------------------------------|
| 52 | 98 |

Test Example 2

Colon cancer cell HT-29 intracellular MEK phosphorylation inhibitory activity in vitro

[0543] 500 μ L of a cell suspension of human colon cancer cell HT-29 (purchased from American Type Culture Collection (ATCC)) was plated in a 48-well plate (100,000 cells/well), and the cells were cultured overnight at 37°C in the presence of 5% CO₂, treated with a test compound (250 μ L/well) diluted in 3-fold dilution series and cultured for 2 hrs. After 2 hrs, the culture medium containing the test compound was removed, and the cells were lysed with SDS sample buffer (100 μ L /well) and heated at 95°C for 5 min. Thereafter, the cells lysed with SDS sample buffer were applied to SDS-PAGE, and the protein was transferred onto Sequi-Blot™ PVDF Membrane (Bio-Rad) by the Western blot method. The PDVF membrane was blocked with a Block-Ace solution (Snow Brand Milk Products Co., Ltd) dissolved in phosphate buffered saline (MP Biochemicals) to 5% W/V, and reacted overnight with anti-phosphorylated MEK1/2 (Ser217/221) (Cell signaling #9121) diluted 1000-fold with phosphate buffered saline containing 0.4% Block-Ace. The membrane was washed with phosphate buffered saline containing 0.1% Tween 20 (Wako Pure Chemical Industries, Ltd.), and reacted at room temperature for 1 hr with HRP labeled rabbit IgG polyclonal antibody (Cell signaling #7074) diluted 1000-fold with phosphate buffered saline containing 0.4% Block-Ace. The membrane was washed in the same manner as above, chemical luminescence of a phosphorylated MEK1/2 protein labeled with the antibody, which was caused by ECL-plus Detection Reagent (Amersham bioscience), was detected by Luminescent Image Analyzer LAS-1000 (FUJIFILM Corporation). Taking the luminescence of the control group free of the test compound as 100%, the concentration (IC₅₀ value) of the compound necessary for inhibiting the residual luminescence to 50% of the control group was calculated. The results are shown in Table 2. In addition, MEK1/2 protein phosphorylation inhibitory rate (%) of the test compound at compound concentration 0.5 μ M was calculated by the following formula. The results are shown in Table 2 -B.

$$\text{Inhibitory rate (\%)} = (1 - (\text{luminescence of test compound} - \text{blank}) \div (\text{luminescence of control group} - \text{blank})) \times 100$$

[0544] From these results, it has been clarified that the compound of the present invention strongly inhibits MEK phosphorylation.

[Table 2]

| Ex. No. | IC ₅₀ (nM) |
|------------------|-----------------------|
| 3 | <300 |
| 22 | <300 |
| 32 | <300 |
| 49 | <300 |
| 53 | <300 |
| 54 (comparative) | <300 |

[Table 2-B]

| Example No. | Inhibitory rate (%) at 0.5 μ M |
|-------------|------------------------------------|
| 3 | 86 |
| 22 | 83 |
| 32 | 83 |
| 49 | 63 |

(continued)

| Example No. | Inhibitory rate (%) at 0.5 μ M |
|------------------|------------------------------------|
| 53 | 79 |
| 54 (comparative) | 100 |

Test Example 3

Colon cancer cell HT-29 growth suppressive activity in vitro

[0545] 100 μ L of a cell suspension (3,000 cells/well) of human colon cancer cell HT-29 (purchased from ATCC) was plated in a 96-well plate, and the cells were cultured at 37°C in the presence of 5% CO₂. The next day, 100 μ L of culture medium containing each test compound diluted in 2-fold dilution was added, and the cells were cultured for 3 days. The culture medium containing the test compound was removed, and the cells were washed with phosphate buffered saline (MP Biochemicals). A 50% trichloroacetic acid solution was added to the final concentration of 10%(v/v), and the mixture was stood overnight at 4°C, whereby the cells were fixed to the plate. Then, a dye SRB 0.4%(w/v) solution (dissolved in 1% acetic acid) was added at 50 μ L/well, whereby the cell protein was fixed and stained (Skehan et al., Journal Of National Cancer Institute, vol. 82, pp. 1107-1112, 1990). The cells were washed 3 times with 1% acetic acid solution (200 μ L /well), and 100 μ L of an extract (10 mM Tris buffer) was added to extract the dye. The absorbance at an absorption wavelength 550 nm was measured, and cell amount was measured as a protein amount. Taking the protein amount of the control group free of the test compound solution as 100%, the proportion of the residual protein amount of each treatment group was determined and the concentration of the compound necessary for suppressing the residual cell amount to 50% of the control (IC₅₀ value) was calculated. The results are shown in Table 3. In addition, cell proliferation inhibitory rate (%) of the test compound at compound concentration 10 μ M was calculated by the following formula. The results are shown in Table 3 -B.

$$\text{Inhibitory rate (\%)} = (1 - (\text{absorbance of test compound} - \text{blank}) \div (\text{absorbance of control group} - \text{blank})) \times 100$$

[0546] From these results, it has been clarified that the compound of the present invention strongly suppresses proliferation of colon cancer cells.

[Table 3]

| Example No. | IC ₅₀ (nM) |
|------------------|-----------------------|
| 37 (comparative) | <500 |
| 43 (comparative) | <500 |
| 44 (comparative) | <500 |
| 50 | <500 |

[Table 3-B]

| Example No. | Inhibitory rate (%) at 10 μ M |
|------------------|-----------------------------------|
| 37 (comparative) | 93 |
| 43 (comparative) | 100 |
| 44 (comparative) | 93 |
| 50 | 91 |

Experimental Example 4

Intratumor phosphorylated ERK inhibitory activity in malignant melanoma cell A-375 cancer-bearing rat

[0547] Human malignant melanoma cell A-375 (purchased from ATCC) was transplanted into 5-week-old nude rat

(F344/N Jcl-rnu/rnu female (CLEA Japan, Inc.)) at 1.0×10^7 cells by subcutaneous injection. After 2 - 5 weeks from the transplantation, a test compound dissolved in 5% DMSO, 10% Cremophor, 20% PEG-400 and 65% distilled water was orally administered to rats having an engrafted tumor with a tumor volume of 200 - 800 mm³ at a dose of 25 mg/kg body weight. After 4 hrs from the administration of the test compound, the tumor was collected under ether anesthesia and the tumor was homogenized in RIPA buffer (1% NP-40, 0.5% sodium deoxycholate, 1% SDS, 97.5% DPBS (GIBCO) with Protease Inhibitor Cocktail Set 3 (calbiochem) and Phosphatase Inhibitor Cocktail 2 (Sigma)). The protein in the tumor lysate was quantified using BCA Protein assay kit (Thermo), and the protein amount in the tumor lysate was adjusted to 1.25 $\mu\text{g}/\mu\text{L}$. 2 \times SDS sample buffer was added to the above-mentioned protein solution and the mixture was treated at 95°C for 5 min.

[0548] Thereafter, SDS-PAGE was performed and the protein was transferred onto Sequi-Blot™ PVDF Membrane (Bio-Rad) by the Western blot method. The membrane was blocked with 5% (w/v) Block-Ace solution dissolved in phosphate buffered saline and reacted overnight with anti-phosphorylated ERK1/2 (Thr202/Tyr204) (Cell Signaling #9101) diluted 1000-fold with phosphate buffered saline containing 0.4% (w/v) Block-Ace. The membrane was washed with phosphate buffered saline containing 0.1% Tween20 (Wako Pure Chemical Industries, Ltd.), and reacted with HRP-labeled rabbit IgG polyclonal antibody (Cell Signaling #7074) diluted 1000-fold with phosphate buffered saline containing 0.4% Block-Ace for 1 hr at room temperature. The membrane was washed in the same manner as above, and phosphorylated ERK1/2 protein labeled with antibody was turned chemically luminescent using ECL-plus Detection Reagent (Amersham Biosciences), and detected with luminoimage analyzer LAS-1000 (Fuji Film). The phosphorylated ERK1/2 protein inhibitory rate (%) of the test compound was calculated by the following formula. The results are shown in Table 4. Inhibitory rate (%) = $(1 - (\text{luminescence of test compound} - \text{blank}) \div (\text{luminescence of control group} - \text{blank})) \times 100$

[0549] From these results, it has been clarified that the compound of the present invention strongly inhibits ERK phosphorylation in vivo.

[Table 4]

| Example No. | Inhibitory rate (%) |
|-------------|---------------------|
| 3 | 71 |
| 50 | 76 |
| 53 | 88 |

[Industrial Applicability]

[0550] The compound of the present invention show superior inhibitory activity on Raf. Therefore, a clinically useful agent for the prophylaxis or treatment of diseases related to Raf

[0551] (e.g., cancer etc.) can be provided. Moreover, since the compound of the present invention are also superior in efficacy expression, pharmacokinetics, solubility, interaction with other pharmaceutical products, safety and stability, they are useful as medicaments.

SEQUENCE LISTING

[0552]

<110> Takeda Pharmaceutical Company Limited

<120> HETEROCYCLIC COMPOUND AND USE THEREOF

<130> 091469

<150> JP 2008-307581

<151> 2008-12-02

<150> JP 2009-125256

<151> 2009-05-25

<160> 10

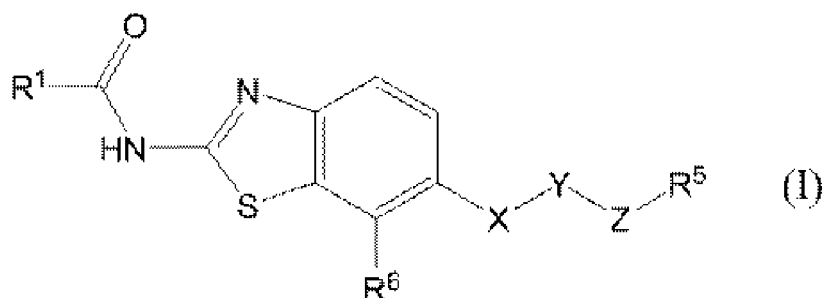
<170> Patent In version 3.4

<210> 1
 <211> 64
 <212> DNA
 <213> Artificial
 5
 <220>
 <223> primer for cloning human BRAF gene
 <400> 1
 10
 aaagaattca ccatggacta caaggacgac gatgacaaga cccccctgc ctcattacct 60
 ggct 64
 15
 <210> 2
 <211> 35
 <212> DNA
 <213> Artificial
 20
 <220>
 <223> primer for cloning human BRAF gene
 <400> 2
 25
 aaaagtcgac tcagtggaca ggaaacgcac catat 35
 <210> 3
 <211> 29
 <212> DNA
 <213> Artificial
 30
 <220>
 <223> primer for cloning human BRAF gene
 <400> 3
 35
 ggtctagcta cagagaaatc tcgatggag 29
 <210> 4
 <211> 29
 <212> DNA
 <213> Artificial
 40
 <220>
 <223> primer for cloning human BRAF gene
 <400> 4
 45
 ctccatcgag atttctctgt agctagacc 29
 <210> 5
 <211> 31
 <212> DNA
 <213> Artificial
 50
 <220>
 <223> primer for cloning human GSTP1 gene
 <400> 5
 55
 atatgctagc accatgccgc cctacaccgt g 31

5
 <210> 6
 <211> 32
 <212> DNA
 <213> Artificial
 <220>
 <223> primer for cloning human GSTP1 gene
 <400> 6
 10 tataaagctt ctgttcccg ttgccattga tg 32
 <210> 7
 <211> 42
 <212> DNA
 15 <213> Artificial
 <220>
 <223> synthetic DNA for PreScission protease recognition site
 20 <400> 7
 agcttgagg tggactggaa gttctgtcc aggggccct gg 42
 <210> 8
 <211> 42
 25 <212> DNA
 <213> Artificial
 <220>
 <223> synthetic DNA for PreScission protease recognition site
 30 <400> 8
 gatcccagg gcccctggaa cagaactcc agtccacctc ca 42
 <210> 9
 35 <211> 38
 <212> DNA
 <213> Artificial
 <220>
 40 <223> primer for cloning human MEK1 (K96R) gene
 <400> 9
 aaaagtcgac atgccaaga agaagccgac gcccatcc 38
 45 <210> 10
 <211> 37
 <212> DNA
 <213> Artificial
 50 <220>
 <223> primer for cloning human MEK1 (K96R) gene
 <400> 10
 55 tttgcggcc gcaggggact cgctcttgt tgcttc 37

Claims

1. A compound represented by the formula

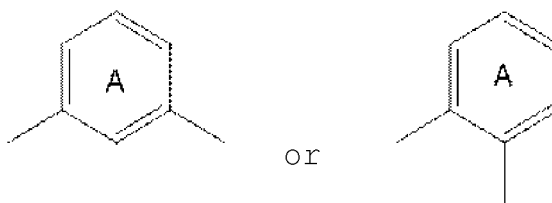


wherein

R¹ is a C₁₋₆ alkyl group optionally having substituent(s), a C₃₋₈ cycloalkyl group optionally having substituent(s), or a heterocyclic group optionally having substituent(s);

X is -O- or -NR²- wherein R² is a hydrogen atom or a C₁₋₆ alkyl group;

Y is



wherein ring A is a benzene ring which is optionally further substituted;

Z is a group represented by

- (1) -NR³CO-,
- (2) -NR³CO-W¹-,
- (3) -NR³CO-W¹-O-,
- (4) -NR³CO-W¹-O-W²-,
- (5) -NR³CO-W¹-S-,
- (6) -NR³CO-W¹-NR⁴-,
- (7) -NR³COO-,
- (8) -NR³CO-CO-,
- (9) -NR³CONR⁴-,
- (10) -NR³CONR⁴-W¹-,
- (11) -NR³CONR⁴-W¹-O-, or
- (12) -CONR³-

wherein R³ and R⁴ are each independently a hydrogen atom or a C₁₋₆ alkyl group,

W¹ and W² are each independently a C₁₋₆ alkylene group optionally having substituent(s), a C₂₋₆ alkenylene group optionally having substituent(s), a C₂₋₆ alkynylene group optionally having substituent(s), or a C₃₋₆ cycloalkylene group optionally having substituent(s);

R⁵ is a 5- or 6-membered ring group optionally having substituent(s); and

R⁶ is a cyano group, or a salt thereof.

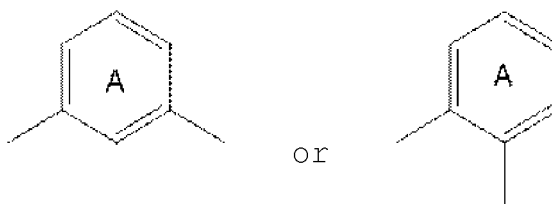
2. The compound according to claim 1 wherein

R¹ is

- (1) a C₁₋₆ alkyl group optionally having substituent(s),
- (2) a C₃₋₈ cycloalkyl group optionally having substituent(s), or
- (3) a 3- to 8-membered monocyclic nonaromatic heterocyclic group optionally having substituent(s),

X is -O-, -NH- or -N(CH₃)-,

Y is



wherein ring A is a benzene ring optionally having 1 to 3 substituents selected from

- 15
- (1) C₁₋₆ alkyl, and
 - (2) a halogen atom,

Z is

- 20
- (1) -NR³CO-,
 - (2) -NR³CO-W¹-,
 - (3) -NR³CONR⁴-, or
 - (4) -CONR³-

wherein each symbol is as defined in claim 1, and

R⁵ is

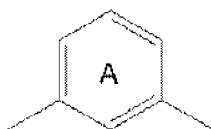
- 25
- (1) a phenyl optionally having substituent(s), or
 - (2) a 5- or 6-membered monocyclic aromatic heterocyclic group optionally having substituent(s).

30 **3.** The compound according to claim 2 wherein R¹ is

- (1) a C₁₋₆ alkyl group optionally having one 3- to 8-membered monocyclic nonaromatic heterocyclic group optionally having 1 to 3 C₁₋₆ alkyl groups, or
- (2) a C₃₋₈ cycloalkyl group.

35 **4.** The compound according to claim 2 wherein
X is -O-.

40 **5.** The compound according to claim 2 wherein
Y is



wherein ring A is a benzene ring optionally having 1 to 3 substituents selected from

- 50
- (1) C₁₋₆ alkyl, and
 - (2) a halogen atom.

6. The compound according to claim 2 wherein
Z is

- 55
- (1) -NHCO-,
 - (2) -NHCO-W^{1b}-
- wherein W^{1b} is a C₁₋₆ alkylene group,

(3) -NHCONH-, or

(4) -CONH-.

7. The compound according to claim 2 wherein R⁵ is

(1) phenyl optionally having 1 to 3 substituents selected from

(a) a halogen atom,

(b) a C₁₋₆ alkyl optionally having 1 to 3 substituents selected from

(i) a halogen atom, and

(ii) cyano,

(c) a C₁₋₆ alkoxy optionally having 1 to 3 substituents selected from

(i) a halogen atom, and

(ii) cyano,

(d) C₃₋₈ cycloalkyl optionally having 1 to 3 cyano, and

(e) C₂₋₆ alkynyl, or

(2) a 5- or 6-membered monocyclic aromatic heterocyclic group optionally having 1 to 3 substituents selected from

(a) a halogen atom,

(b) C₁₋₆ alkyl optionally having 1 to 3 halogen atoms,

(c) C₃₋₈ cycloalkyl, and

(d) phenyl.

8. The compound according to claim 1 which is 2-chloro-N-[3-({7-cyano-2-[(cyclopropylcarbonyl)amino]-1,3-benzothiazol-6-yl}oxy)phenyl]-3-(1-cyano-1-methylethyl)benzamide, or a salt thereof.

9. The compound according to claim 1 which is 2-chloro-N-[3-({7-cyano-2-[(cyclopropylcarbonyl)amino]-1,3-benzothiazol-6-yl}oxy)phenyl]-3-(1-cyano-1-methylethyl)benzamide.

10. The compound according to claim 1 which is N-{7-cyano-6-[4-fluoro-3-({4-(trifluoromethyl)phenyl}carbamoyl)amino]phenoxy]-1,3-benzothiazol-2-yl}cyclopropanecarboxamide, or a salt thereof.

11. The compound according to claim 1 which is N-{7-cyano-6-[4-fluoro-3-({4-(trifluoromethyl)phenyl}carbamoyl)amino]phenoxy]-1,3-benzothiazol-2-yl}cyclopropanecarboxamide.

12. The compound according to claim 1 which is N-{7-cyano-6-[3-({3-(trifluoromethyl)phenyl}acetyl)amino]phenoxy]-1,3-benzothiazol-2-yl}cyclopropanecarboxamide, or a salt thereof.

13. The compound according to claim 1 which is N-{7-cyano-6-[3-({3-(trifluoromethyl)phenyl}acetyl)amino]phenoxy]-1,3-benzothiazol-2-yl}cyclopropanecarboxamide.

14. The compound according to claim 1 which is N-{7-cyano-6-[3-({6-(trifluoromethyl)pyridin-3-yl}carbamoyl)amino]phenoxy]-1,3-benzothiazol-2-yl}cyclopropanecarboxamide, or a salt thereof.

15. The compound according to claim 1 which is N-{7-cyano-6-[3-({6-(trifluoromethyl)pyridin-3-yl}carbamoyl)amino]phenoxy]-1,3-benzothiazol-2-yl}cyclopropanecarboxamide.

16. The compound according to claim 1 which is N-{7-cyano-6-[4-fluoro-3-({3-(trifluoromethyl)phenyl}acetyl)amino]phenoxy]-1,3-benzothiazol-2-yl}cyclopropanecarboxamide, or a salt thereof.

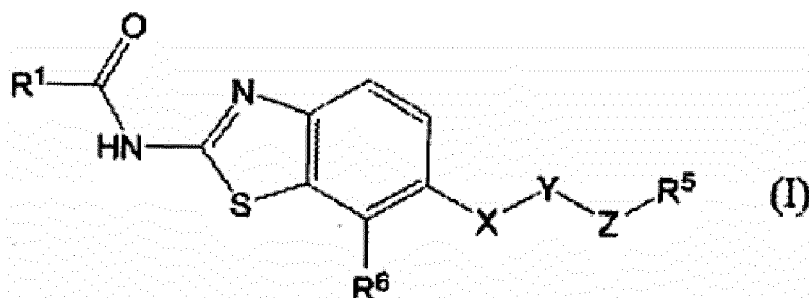
17. The compound according to claim 1 which is N-{7-cyano-6-[4-fluoro-3-({3-(trifluoromethyl)phenyl}acetyl)amino]phenoxy]-1,3-benzothiazol-2-yl}cyclopropanecarboxamide.

18. A medicament comprising the compound of claim 1.

19. The compound of claim 1 for use in the treatment or prophylaxis of cancer.

Patentansprüche

1. Verbindung, dargestellt durch die Formel

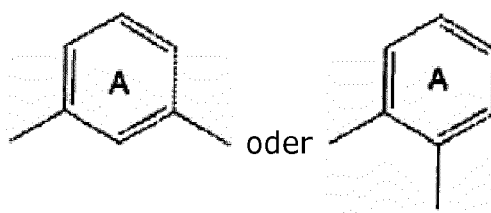


wobei

R^1 eine C_{1-6} -Alkylgruppe, die gegebenenfalls einen oder mehrere Substituenten aufweist, eine C_{3-8} -Cycloalkylgruppe, die gegebenenfalls einen oder mehrere Substituenten aufweist, oder eine heterocyclische Gruppe, die gegebenenfalls einen oder mehrere Substituenten aufweist, ist;

$X = -O-$ oder $-NR^2-$ ist, wobei R^2 ein Wasserstoffatom oder eine C_{1-6} -Alkylgruppe ist;

$Y =$



ist, wobei Ring A ein Benzolring ist, der gegebenenfalls weiter substituiert ist;

Z eine Gruppe ist, die dargestellt wird durch:

- (1) $-NR^3CO-$,
- (2) $-NR^3CO-W^1-$,
- (3) $-NR^3CO-W^1-O-$,
- (4) $-NR^3CO-W^1-O-W^2-$,
- (5) $-NR^3CO-W^1-S-$,
- (6) $-NR^3CO-W^1-NR^4-$,
- (7) $-NR^3COO-$,
- (8) $-NR^3CO-CO-$,
- (9) $-NR^3CONR^4-$,
- (10) $-NR^3CONR^4-W^1-$,
- (11) $-NR^3CONR^4-W^1-O-$ oder
- (12) $-CONR^3-$,

wobei R^3 und R^4 jeweils unabhängig ein Wasserstoffatom oder eine C_{1-6} -Alkylgruppe sind;

W^1 und W^2 jeweils unabhängig eine C_{1-6} -Alkylengruppe, die gegebenenfalls einen oder mehrere Substituenten aufweist, eine C_{2-6} -Alkenylengruppe, die gegebenenfalls einen oder mehrere Substituenten aufweist, eine C_{2-6} -Alkylengruppe, die gegebenenfalls einen oder mehrere Substituenten aufweist, oder eine C_{3-6} -Cycloalkylengruppe, die gegebenenfalls einen oder mehrere Substituenten aufweist, sind;

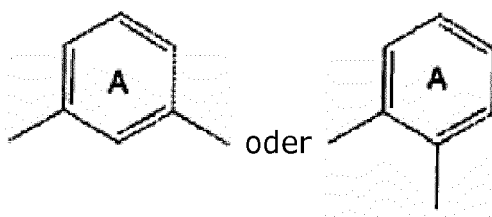
R⁵ ein fünf- oder sechsgliedriger Ring ist, der gegebenenfalls einen oder mehrere Substituenten aufweist; und
R⁶ eine Cyanogruppe ist;
oder ein Salz davon.

2. Verbindung gemäß Anspruch 1, wobei
R¹ Folgendes ist:

- (1) eine C₁₋₆-Alkylgruppe, die gegebenenfalls einen oder mehrere Substituenten aufweist,
(2) eine C₃₋₈-Cycloalkylgruppe, die gegebenenfalls einen oder mehrere Substituenten aufweist, oder
(3) eine drei- bis achtgliedrige monocyclische nichtaromatische heterocyclische Gruppe, die gegebenenfalls
einen oder mehrere Substituenten aufweist;

X = -O-, -NH- oder -N(CH₃)- ist;

Y =



ist, wobei Ring A ein Benzolring ist, der gegebenenfalls 1 bis 3 Substituenten aufweist, die aus

- (1) C₁₋₆-Alkyl und
(2) einem Halogenatom

ausgewählt sind;
Z Folgendes ist:

- (1) -NR³CO-,
(2) -NR³CO-W¹-,
(3) -NR³CONR⁴- oder
(4) -CONR³-,

wobei jedes Symbol wie in Anspruch 1 definiert ist; und
R⁵ Folgendes ist:

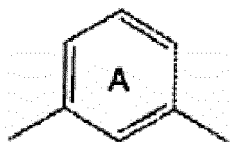
- (1) ein Phenyl, das gegebenenfalls einen oder mehrere Substituenten aufweist; oder
(2) eine fünf- oder sechsgliedrige monocyclische aromatische heterocyclische Gruppe, die gegebenenfalls
einen oder mehrere Substituenten aufweist.

3. Verbindung gemäß Anspruch 2, wobei R¹ Folgendes ist:

- (1) eine C₁₋₆-Alkylgruppe, die gegebenenfalls eine drei- bis achtgliedrige monocyclische nichtaromatische heterocyclische Gruppe aufweist, die gegebenenfalls 1 bis 3 C₁₋₆-Alkylgruppen aufweist; oder
(2) eine C₃₋₈-Cycloalkylgruppe.

4. Verbindung gemäß Anspruch 2, wobei X = -O- ist.

5. Verbindung gemäß Anspruch 2, wobei Y =



ist, wobei Ring A ein Benzolring ist, der gegebenenfalls 1 bis 3 Substituenten aufweist, die aus

- (1) C₁₋₆-Alkyl und
- (2) einem Halogenatom

ausgewählt sind.

6. Verbindung gemäß Anspruch 2, wobei
Z Folgendes ist:

- (1) -NHCO-,
- (2) -NHCO-W^{1b}-, wobei W^{1b} eine C₁₋₆-Alkylengruppe ist,
- (3) -NHCONH- oder
- (4) -CONH-.

7. Verbindung gemäß Anspruch 2, wobei
R⁵ Folgendes ist:

- (1) Phenyl, das gegebenenfalls 1 bis 3 Substituenten aufweist, die ausgewählt sind aus

- (a) einem Halogenatom,
- (b) einem C₁₋₆-Alkyl, das gegebenenfalls 1 bis 3 Substituenten aufweist, die aus

- (i) einem Halogenatom und
- (ii) Cyano

ausgewählt sind,

- (c) einem C₁₋₆-Alkoxy, das gegebenenfalls 1 bis 3 Substituenten aufweist, die aus

- (i) einem Halogenatom und
- (ii) Cyano

ausgewählt sind,

- (d) C₃₋₈-Cycloalkyl, das gegebenenfalls 1 bis 3 Cyanogruppen aufweist, und
- (e) C₂₋₆-Alkynyl, oder

- (2) eine fünf- oder sechsgliedrige monocyclische aromatische heterocyclische Gruppe, die gegebenenfalls 1 bis 3 Substituenten aufweist, die ausgewählt sind aus

- (a) einem Halogenatom,
- (b) C₁₋₆-Alkyl, das gegebenenfalls 1 bis 3 Halogenatome aufweist,
- (c) C₃₋₈-Cycloalkyl und
- (d) Phenyl.

8. Verbindung gemäß Anspruch 1, bei der es sich um 2-Chlor-N-[3-({7-cyano-2-[(cyclopropylcarbonyl)amino]-1,3-benzothiazol-6-yl}oxy)phenyl]-3-(1-cyano-1-methylethyl)benzamid oder ein Salz davon handelt.

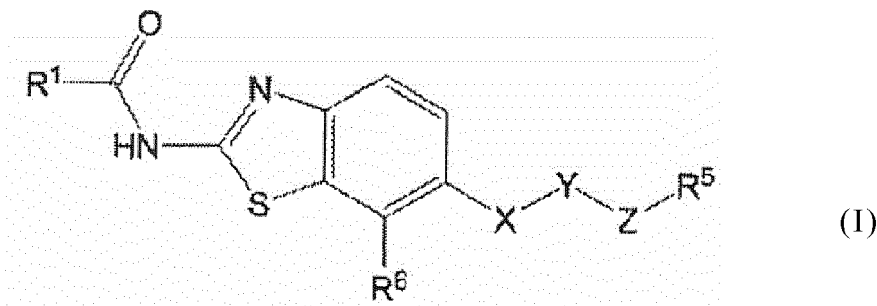
9. Verbindung gemäß Anspruch 1, bei der es sich um 2-Chlor-N-[3-({7-cyano-2-[(cyclopropylcarbonyl)amino]-1,3-benzothiazol-6-yl}oxy)phenyl]-3-(1-cyano-1-methylethyl)benzamid handelt.

10. Verbindung gemäß Anspruch 1, bei der es sich um N-{7-Cyano-6-[4-fluor-3-({[4-(trifluormethyl)phenyl]carbamo-yl}amino)phenoxy]-1,3-benzothi-azol-2-yl}cyclopropancarboxamid oder ein Salz davon handelt.

11. Verbindung gemäß Anspruch 1, bei der es sich um N-{7-Cyano-6-[4-fluor-3-({[4-(trifluormethyl)phenyl]carbamo-yl}amino)phenoxy]-1,3-benzothi-azol-2-yl}cyclopropancarboxamid handelt.
12. Verbindung gemäß Anspruch 1, bei der es sich um N-{7-Cyano-6-[3-({[3-(trifluormethyl)phenyl]acetyl}amino)phen-oxy]-1,3-benzothiazol-2-yl}cyclopropancarboxamid oder ein Salz davon handelt.
13. Verbindung gemäß Anspruch 1, bei der es sich um N-{7-Cyano-6-[3-({[3-(trifluormethyl)phenyl]acetyl}amino)phen-oxy]-1,3-benzothiazol-2-yl}cyclopropancarboxamid handelt.
14. Verbindung gemäß Anspruch 1, bei der es sich um N-{7-Cyano-6-[3-({[6-(trifluormethyl)pyridin-3-yl]carbamo-yl}ami-no)phenoxy]-1,3-benzothiazol-2-yl}cyclopropancarboxamid oder ein Salz davon handelt.
15. Verbindung gemäß Anspruch 1, bei der es sich um N-{7-Cyano-6-[3-({[6-(trifluormethyl)pyridin-3-yl]carbamo-yl}ami-no)phenoxy]-1,3-benzothiazol-2-yl}cyclopropancarboxamid handelt.
16. Verbindung gemäß Anspruch 1, bei der es sich um N-{7-Cyano-6-[4-fluor-3-({[3-(trifluormethyl)phenyl]acetyl}ami-no)phenoxy]-1,3-benzothiazol-2-yl}cyclopropancarboxamid oder ein Salz davon handelt.
17. Verbindung gemäß Anspruch 1, bei der es sich um N-{7-Cyano-6-[4-fluor-3-({[3-(trifluormethyl)phenyl]acetyl}ami-no)phenoxy]-1,3-benzothiazol-2-yl}cyclopropancarboxamid handelt.
18. Medikament, das die Verbindung gemäß Anspruch 1 umfasst.
19. Verbindung gemäß Anspruch 1 zur Verwendung bei der Behandlung oder Prophylaxe von Krebs.

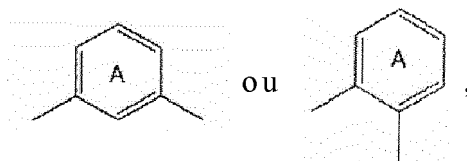
Revendications

1. Composé représenté par la formule suivante :



dans laquelle

- R¹ représente un groupe alkyle en C₁₋₆, en option porteur de substituant(s), un groupe cycloalkyle en C₃₋₈, en option porteur de substituant(s), ou un groupe hétérocyclique, en option porteur de substituant(s) ;
- X représente un chaînon symbolisé par -O- ou -NR²- où R² représente un atome d'hydrogène ou un groupe alkyle en C₁₋₆ ;
- Y représente un groupe de formule



étant entendu que ce cycle A est un cycle benzénique qui peut, en option, porter un autre ou d'autres

substituant(s) ;

- Z représente un fragment symbolisé par :

- 1) $\text{-NR}^3\text{CO-}$,
- 2) $\text{-NR}^3\text{CO-W}^1\text{-}$,
- 3) $\text{-NR}^3\text{CO-W}^1\text{-O-}$,
- 4) $\text{-NR}^3\text{CO-W}^1\text{-O-W}^2\text{-}$,
- 5) $\text{-NR}^3\text{CO-W}^1\text{-S-}$,
- 6) $\text{-NR}^3\text{CO-W}^1\text{-NR}^4\text{-}$,
- 7) $\text{-NR}^3\text{COO-}$,
- 8) $\text{-NR}^3\text{CO-CO-}$,
- 9) $\text{-NR}^3\text{CONR}^4\text{-}$,
- 10) $\text{-NR}^3\text{CONR}^4\text{-W}^1\text{-}$,
- 11) $\text{-NR}^3\text{CONR}^4\text{-W}^1\text{-O-}$,
- 12) ou $\text{-CONR}^3\text{-}$,

où R^3 et R^4 représentent chacun, indépendamment, un atome d'hydrogène ou un groupe alkyle en C_{1-6} , et W^1 et W^2 représentent chacun, indépendamment, un groupe alcanediyle en C_{1-6} , en option porteur de substituant(s), un groupe alcènediyle en C_{2-6} , en option porteur de substituant(s), un groupe alcynediyle en C_{2-6} , en option porteur de substituant(s), ou un groupe cycloalcanediyle en C_{3-6} , en option porteur de substituant(s) ;
 - R^5 représente un groupe cyclique comportant 5 ou 6 chaînons, en option porteur de substituant(s) ;
 - et R^6 représente un groupe cyano ;

ou sel d'un tel composé.

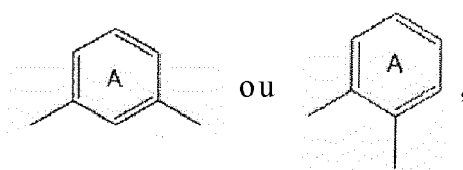
2. Composé conforme à la revendication 1, dans lequel

- R^1 représente

- 1) un groupe alkyle en C_{1-6} , en option porteur de substituant(s),
- 2) un groupe cycloalkyle en C_{3-8} , en option porteur de substituant(s),
- 3) ou un groupe hétérocyclique non-aromatique monocyclique comportant de 3 à 8 chaînons, en option porteur de substituant(s) ;

- X représente un chaînon symbolisé par -O- , -NH- ou $\text{-N(CH}_3\text{)-}$;

- Y représente un groupe de formule



étant entendu que ce cycle A est un cycle benzénique qui peut, en option, porter de 1 à 3 substituant(s) choisi(s) parmi

- 1) les groupes alkyle en C_{1-6} ,
- 2) et les atomes d'halogène ;

- Z représente un fragment symbolisé par :

- 1) $\text{-NR}^3\text{CO-}$,
- 2) $\text{-NR}^3\text{CO-W}^1\text{-}$,
- 3) $\text{-NR}^3\text{CONR}^4\text{-}$,
- 4) ou $\text{-CONR}^3\text{-}$,

où chacun des symboles a la signification indiquée dans la revendication 1 ;

- et R⁵ représente

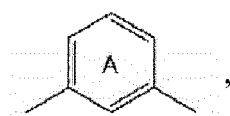
- 1) un groupe phényle, en option porteur de substituant(s),
- 2) ou un groupe hétérocyclique aromatique monocyclique à 5 ou 6 chaînons, en option porteur de substituant(s).

3. Composé conforme à la revendication 2, dans lequel R¹ représente

- 1) un groupe alkyle en C₁₋₆, en option porteur d'un unique groupe hétérocyclique non-aromatique monocyclique comportant de 3 à 8 chaînons, en option porteur de 1 à 3 groupe(s) alkyle en C₁₋₆,
- 2) ou un groupe cycloalkyle en C₃₋₈.

4. Composé conforme à la revendication 2, dans lequel X représente un chaînon symbolisé par -O-.

5. Composé conforme à la revendication 2, dans lequel Y représente un groupe de formule



étant entendu que ce cycle A est un cycle benzénique qui peut, en option, porter de 1 à 3 substituant(s) choisi(s) parmi

- 1) les groupes alkyle en C₁₋₆,
- 2) et les atomes d'halogène.

6. Composé conforme à la revendication 2, dans lequel Z représente un fragment symbolisé par

- 1) -NHCO-,
- 2) -NHCO-W^{1b}-, où W^{1b} représente un groupe alcanediyle en C₁₋₆,
- 3) -NHCONH-,
- 4) ou -CONH-.

7. Composé conforme à la revendication 2, dans lequel R⁵ représente

- 1) un groupe phényle, en option porteur de 1 à 3 substituant(s) choisi(s) parmi

- a) les atomes d'halogène,
- b) les groupes alkyle en C₁₋₆, en option porteurs de 1 à 3 substituant(s) choisi(s) parmi

- i) les atomes d'halogène,
- ii) et le groupe cyano,

- c) les groupes alcoxy en C₁₋₆, en option porteurs de 1 à 3 substituant(s) choisi(s) parmi

- i) les atomes d'halogène,
- ii) et le groupe cyano,

- d) les groupes cycloalkyle en C₃₋₈, en option porteurs de 1 à 3 groupe(s) cyano,
- e) et les groupes alcynyle en C₂₋₆,

- 2) ou un groupe hétérocyclique aromatique monocyclique à 5 ou 6 chaînons, en option porteur de 1 à 3 substituant(s) choisi(s) parmi

- a) les atomes d'halogène,
- b) les groupes alkyle en C₁₋₆, en option porteurs de 1 à 3 atome(s) d'halogène,
- c) les groupes cycloalkyle en C₃₋₈,

d) et le groupe phényle.

- 5 8. Composé conforme à la revendication 1, qui est le 2-chloro-N-[3-({7-cyano-2-[(cyclopropyl-carbonyl)-amino]-1,3-benzothiazol-6-yl}-oxy)-phényl]-3-(1-cyano-1-méthyl-éthyl)-benzamide, ou un sel de ce composé.
9. Composé conforme à la revendication 1, qui est le 2-chloro-N-[3-({7-cyano-2-[(cyclopropyl-carbonyl)-amino]-1,3-benzothiazol-6-yl}-oxy)-phényl]-3-(1-cyano-1-méthyl-éthyl)-benzamide.
- 10 10. Composé conforme à la revendication 1, qui est le N-{7-cyano-6-[4-fluoro-3-({[4-(trifluoro-méthyl)-phényl]-carbamyl}-amino)-phénoxy]-1,3-benzothiazol-2-yl}-cyclopropane-carboxamide, ou un sel de ce composé.
11. Composé conforme à la revendication 1, qui est le N-{7-cyano-6-[4-fluoro-3-({[4-(trifluoro-méthyl)-phényl]-carbamyl}-amino)-phénoxy]-1,3-benzothiazol-2-yl}-cyclopropane-carboxamide.
- 15 12. Composé conforme à la revendication 1, qui est le N-{7-cyano-6-[3-({[3-(trifluoro-méthyl)-phényl]-acétyl}-amino)-phénoxy]-1,3-benzothiazol-2-yl}-cyclopropane-carboxamide, ou un sel de ce composé.
13. Composé conforme à la revendication 1, qui est le N-{7-cyano-6-[3-({[3-(trifluoro-méthyl)-phényl]-acétyl}-amino)-phénoxy]-1,3-benzothiazol-2-yl}-cyclopropane-carboxamide.
- 20 14. Composé conforme à la revendication 1, qui est le N-{7-cyano-6-[3-({[6-(trifluoro-méthyl)-pyridin-3-yl]-carbamyl}-amino)-phénoxy]-1,3-benzothiazol-2-yl}-cyclopropane-carboxamide, ou un sel de ce composé.
- 25 15. Composé conforme à la revendication 1, qui est le N-{7-cyano-6-[3-({[6-(trifluoro-méthyl)-pyridin-3-yl]-carbamyl}-amino)-phénoxy]-1,3-benzothiazol-2-yl}-cyclopropane-carboxamide.
16. Composé conforme à la revendication 1, qui est le N-{7-cyano-6-[4-fluoro-3-({[3-(trifluoro-méthyl)-phényl]-acétyl}-amino)-phénoxy]-1,3-benzothiazol-2-yl}-cyclopropane-carboxamide, ou un sel de ce composé.
- 30 17. Composé conforme à la revendication 1, qui est le N-{7-cyano-6-[4-fluoro-3-({[3-(trifluoro-méthyl)-phényl]-acétyl}-amino)-phénoxy]-1,3-benzothiazol-2-yl}-cyclopropane-carboxamide.
18. Médicament comprenant un composé conforme à la revendication 1.
- 35 19. Composé conforme à la revendication 1 pour utilisation dans le traitement ou la prophylaxie d'un cancer.

40

45

50

55

REFERENCES CITED IN THE DESCRIPTION

This list of references cited by the applicant is for the reader's convenience only. It does not form part of the European patent document. Even though great care has been taken in compiling the references, errors or omissions cannot be excluded and the EPO disclaims all liability in this regard.

Patent documents cited in the description

- WO 200042012 A [0013]
- WO 200041698 A [0013]
- WO 200262763 A [0013]
- WO 9910325 A [0013]
- WO 200294808 A [0013]
- WO 200224680 A [0013]
- WO 200166540 A [0013]
- WO 200166539 A [0013]
- WO 200322838 A [0013]
- WO 200322837 A [0013]
- WO 200322836 A [0013]
- WO 200322833 A [0013]
- WO 2003082272 A [0013]
- WO 2005032548 A [0013]
- WO 2007030377 A [0013]
- WO 2006071035 A [0013]
- WO 2007058482 A [0013]
- WO 2002044156 A [0013]
- WO 2005019192 A [0013]
- JP 2008307581 A [0552]
- JP 2009125256 A [0552]

Non-patent literature cited in the description

- *Current Pharmaceutical Design*, 2000, vol. 8, 2269-2278 [0014]
- ORGANIC FUNCTIONAL GROUP PREPARATIONS. ACADEMIC PRESS, INC, 1989 [0080]
- Comprehensive Organic Transformations. VCH Publishers Inc, 1989 [0080]
- Protective Groups in Organic Synthesis. John Wiley and Sons, 1980 [0088]
- IYAKUJIN no KAIHATSU. Design of Molecules. HIROKAWA SHOTEN, 1990, vol. 7, 163-198 [0285]
- SKEHAN et al. *Journal Of National Cancer Institute*, 1990, vol. 82, 1107-1112 [0545]