

(19)



(11)

EP 2 412 707 A2

(12)

EUROPEAN PATENT APPLICATION

(43) Date of publication:

01.02.2012 Bulletin 2012/05(21) Application number: **11183025.3**(22) Date of filing: **27.05.2004**

(51) Int Cl.:

C07D 213/74 ^(2006.01) **A61K 31/4412** ^(2006.01)
A61P 29/00 ^(2006.01) **A61P 35/00** ^(2006.01)
A61P 37/00 ^(2006.01) **C07D 213/75** ^(2006.01)
C07D 213/76 ^(2006.01) **C07D 213/81** ^(2006.01)
C07D 213/82 ^(2006.01) **C07D 405/12** ^(2006.01)
C07D 417/12 ^(2006.01)

(84) Designated Contracting States:

AT BE BG CH CY CZ DE DK EE ES FI FR GB GR HU IE IT LI LU MC NL PL PT RO SE SI SK TR

Designated Extension States:

AL HR LT LV MK(30) Priority: **27.05.2003 US 473622 P**

(62) Document number(s) of the earlier application(s) in accordance with Art. 76 EPC:

04753524.0 / 1 631 549(71) Applicant: **VERTEX PHARMACEUTICALS INCORPORATED****Cambridge, MA 02139-4211 (US)**

(72) Inventors:

- **Brenchley, Guy**
Wantage, Oxon OX12 ONE (GB)

- **Charrier, Jean-Damien**
Wantage, Oxfordshire OX12 7LL (GB)
- **Durrant, Steven**
Abingdon, Oxfordshire OX14 2NQ (GB)
- **Knegt, Ronald**
Abingdon, Oxon OX14 5NW (GB)
- **Mortimore, Michael**
Burford, Oxfordshire OX18 4QY (GB)
- **Studley, John R.**
Abingdon, Oxfordshire OX14 1TD (GB)

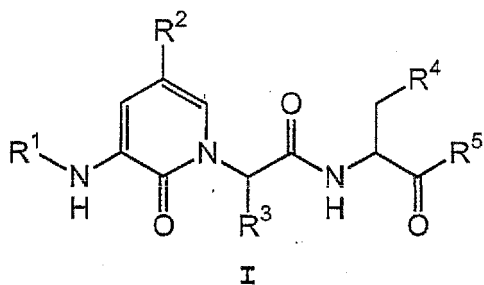
(74) Representative: **Vossius & Partner**
Siebertstrasse 4
81675 München (DE)

Remarks:

This application was filed on 28-09-2011 as a divisional application to the application mentioned under INID code 62.

(54) **3-[2-(3-Amino-2-oxo-2H-pyridin-1-yl)-acetyl-amino]-4-oxo-pentanoic acid derivatives and their use as caspase inhibitors**

(57) The present invention provides a compound of formula I:



wherein R¹, R², R³, R⁴, and R⁵ are as defined herein. The present invention also provides pharmaceutical compositions and methods using such compositions for treating a caspase-mediated diseases and processes for preparing the compounds of the invention.

EP 2 412 707 A2

DescriptionField of the Invention

[0001] This invention is in the field of medicinal chemistry and relates to compounds, and pharmaceutical compositions thereof, that inhibit caspases that mediate cell apoptosis and inflammation. The invention also relates to processes for preparing these compounds. The invention further relates to methods of using the compounds and pharmaceutical compositions of this invention to treat diseases where caspase activity is implicated.

Background of the Invention

[0002] Apoptosis, or programmed cell death, is a principal mechanism by which organisms eliminate unwanted cells. The deregulation of apoptosis, either excessive apoptosis or the failure to undergo it, has been implicated in a number of diseases such as cancer, acute inflammatory and autoimmune disorders, ischemic diseases and certain neurodegenerative disorders (see generally Science, 1998, 281, 1283-1312; Ellis et al., Ann. Rev. Cell. Biol., 1991, 7, 663).

[0003] Caspases are a family of cysteine protease enzymes that are key mediators in the signaling pathways for apoptosis and cell disassembly (Thornberry, Chem. Biol., 1998, 5, R97-R103). These signaling pathways vary depending on cell type and stimulus, but all apoptosis pathways appear to converge at a common effector pathway leading to proteolysis of key proteins. Caspases are involved in both the effector phase of the signaling pathway and further upstream at its initiation. The upstream caspases involved in initiation events become activated and in turn activate other caspases that are involved in the later phases of apoptosis.

[0004] Caspase-1, the first identified caspase, is also known as interleukin converting enzyme or "ICE." Caspase-1 converts precursor interleukin-1 β ("pIL-1 β ") to the pro-inflammatory active form by specific cleavage of pIL-1 β between Asp-116 and Ala-117. Besides caspase-1 there are also eleven other known human caspases, all of which cleave specifically at aspartyl residues. They are also observed to have stringent requirements for at least four amino acid residues on the N-terminal side of the cleavage site.

[0005] The caspases have been classified into three groups depending on the amino acid sequence that is preferred or primarily recognized. The group of caspases, which includes caspases 1, 4, 5 and 13, have been shown to prefer hydrophobic aromatic amino acids at position 4 on the N-terminal side of the cleavage site. Another group which includes caspases 2, 3 and 7, recognize aspartyl residues at both positions 1 and 4 on the N-terminal side of the cleavage site, and preferably a sequence of Asp-Glu-X-Asp. A third group, which includes caspases 6, 8, 9 and 10, tolerate many amino acids in the primary recognition sequence, but seem to prefer residues with branched, aliphatic side chains such as valine and leucine at position 4.

[0006] The caspases have also been grouped according to their perceived function. The first subfamily consists of caspases-1 (ICE), 4, 5 and 13. These caspases have been shown to be involved in pro-inflammatory cytokine processing and therefore play an important role in inflammation. Caspase-1, the most studied enzyme of this class, activates the IL-1 β precursor by proteolytic cleavage. This enzyme therefore plays a key role in the inflammatory response. Caspase-1 is also involved in the processing of interferon- γ inducing factor (IGIF, also known as IL-18) which stimulates the production of interferon gamma, a key immunoregulator that modulates antigen presentation, T-cell activation and cell adhesion.

[0007] The remaining caspases make up the second and third subfamilies. These enzymes are of central importance in the intracellular signaling pathways leading to apoptosis. One subfamily consists of the enzymes involved in initiating events in the apoptotic pathway, including transduction of signals from the plasma membrane. Members of this subfamily include caspases-2, 8, 9 and 10. The other subfamily, consisting of the effector caspases 3, 6 and 7, are involved in the final downstream cleavage events that result in the systematic breakdown and death of the cell by apoptosis. Caspases involved in the upstream signal transduction activate the downstream caspases, which then disable DNA repair mechanisms, fragment DNA, dismantle the cell cytoskeleton and finally fragment the cell.

[0008] Knowledge of the four amino acid sequence primarily recognized by the caspases has been used to design caspase inhibitors. Reversible tetrapeptide inhibitors have been prepared having the structure CH₃CO-[P4]-[P3]-[P2]-CH(R)CH₂CO₂H where P2 to P4 represent an optimal amino acid recognition sequence and R is an aldehyde, nitrile or ketone capable of binding to the caspase cysteine sulfhydryl. Rano and Thornberry, Chem. Biol. 4, 149-155 (1997); Mjalli, et al., Bioorg. Med. Chem. Lett. 3, 2689-2692 (1993); Nicholson et al., Nature 376, 37-43 (1995). Irreversible inhibitors based on the analogous tetrapeptide recognition sequence have been prepared where R is an acyloxymethylketone -COCH₂OCOR'. R' is exemplified by an optionally substituted phenyl such as 2,6-dichlorobenzoyloxy and where R is COCH₂X where X is a leaving group such as F or Cl. Thornberry et al., Biochemistry 33, 3934 (1994); Dolle et al., J Med. Chem. 37, 563-564 (1994).

[0009] The utility of caspase inhibitors to treat a variety of mammalian disease states associated with an increase in cellular apoptosis has been demonstrated using peptidic caspase inhibitors. For example, in rodent models caspase

inhibitors have been shown to reduce infarct size and inhibit cardiomyocyte apoptosis after myocardial infarction, to reduce lesion volume and neurological deficit resulting from stroke, to reduce post-traumatic apoptosis and neurological deficit in traumatic brain injury, to be effective in treating fulminant liver destruction, and to improved survival after endotoxic shock. Yaoita et al., Circulation, 97, 276 (1998) ; Endres et al., J Cerebral Blood Flow and Metabolism, 18, 238, (1998); Cheng et al., J. Clin. Invest., 101, 1992 (1998) ; Yakovlev et al., J Neuroscience, 17, 7415 (1997) ; Rodriguez et al., J. Exp. Med., 184, 2067 (1996) ; Grobmyer et al., Mol. Med., 5, 585 (1999).

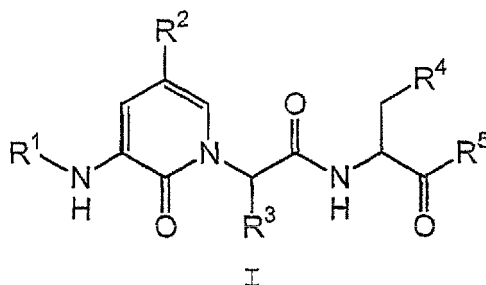
[0010] In general, the peptidic inhibitors described above are very potent against some of the caspase enzymes. However, this potency has not always been reflected in cellular models of apoptosis. In addition peptide inhibitors are typically characterized by undesirable pharmacological properties such as poor oral absorption, poor stability and rapid metabolism. Plattner and Norbeck, in Drug Discovery Technologies, Clark and Moos, Eds. (Ellis Horwood, Chichester, England, 1990).

[0011] Recognizing the need to improve the pharmacological properties of the peptidic caspase inhibitors, peptidomimetic inhibitors have been reported. Amongst these, inhibitors where the P3 amino acid has been replaced by derivatives of 3-aminopyridin-2-ones and 5-aminopyrimidin-4-ones have been reported (U.S. Patent 5,756,466 (Bemis et al.); PCT Publication No. WO 95/35308 (Bemis et al.); Dolle et al. J. Med. Chem. 39, 2438, (1996); Golec et al. Bioorg. Med. Chem. Lett. 7, 2181, (1997); Semple et al, Biorg. Med. Chem. Lett. 7, 1337, (1997)).

[0012] Due to the inherent problems of the peptidic inhibitors, there continues to be a need for small molecule, non-peptide caspase inhibitors that are potent, stable, and penetrate membranes to provide effective inhibition of apoptosis *in vivo*. Such compounds would be extremely useful in treating the aforementioned diseases where caspase enzymes play a role.

Summary of the Invention

[0013] The present invention provides a compound of formula I:

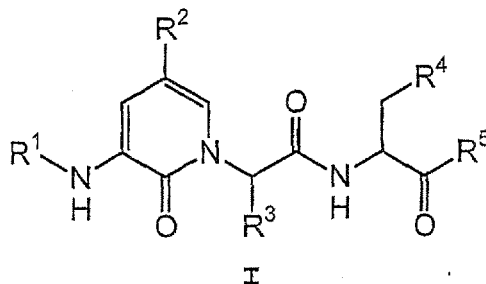


wherein: R¹, R², R³, R⁴, and R⁵ are as defined herein.

[0014] The present invention also provides pharmaceutical compositions comprising a compound of formula I and methods using such compounds and compositions for treating caspase-mediated diseases. The present invention also provides processes for preparing the compounds of formula I.

Detailed Description of the Invention

[0015] The present invention provides a compound of formula I:



wherein:

R¹ is R⁶C(O)-, HC(O)-, R⁶SO₂-, R⁶OC(O)-, (R⁶)₂NC(O)-, (R⁶) (H)NC(O)-, R⁶C(O)C(O)-, R⁶-, (R⁶)₂NC(O)C(O)-, (R⁶) (H)NC(O)C(O)-, or R⁶OC(O)C(O)-;

R² is hydrogen, -CF₃, halo, -OR⁷, -NO₂, -OCF₃, -CN, or R⁸;

R³ is hydrogen or (C1-C4)-aliphatic-;

R⁴ is -COOH or -COOR⁸;

R⁵ is -CH₂F or -CH₂O-2,3,5,6-tetrafluorophenyl;

R⁶ is (C1-C12)-aliphatic- (C3-C10)-cycloaliphatic-, (C6-C10)-aryl-, (C3-C10)-heterocyclyl-, (C5-C10)-heteroaryl-, (C3-C10)-cycloaliphatic-(C1-C12)-aliphatic-, (C6-C10)-aryl-(C1-C12)-aliphatic-, (C3-C10)-heterocyclyl-(C1-C12)-aliphatic-, (C5-C10)-heteroaryl-(C1-C12)-aliphatic-, or two R⁶ groups bound to the same atom form together with that atom a 3- to 10-membered aromatic or nonaromatic ring; wherein the ring is optionally fused to a (C6-C10)aryl, (C5-C10)heteroaryl, (C3-C10)cycloalkyl, or a (C3-C10)heterocyclyl; wherein up to 3 aliphatic carbon atoms may be replaced by a group selected from O, N, N(R), S, SO, and SO₂; and wherein R⁶ is substituted with up to 6 substituents independently selected from R;

R is halogen, -OR⁷, -OC(O)N(R⁷)₂, -NO₂, -CN, -CF₃, -OCF₃, -R⁷, oxo, thioxo, =NR⁷, =N(OR⁷), 1, 2-methylenedioxy, 1,2-ethylenedioxy, -N(R⁷)₂, -SR⁷, -SOR⁷, -SO₂R⁷, -SO₂N(R⁷)₂, -SO₃R⁷, -C(O)R⁷, -C(O)C(O)R⁷, -C(O)C(O)OR⁷, -C(O)C(O)N(R⁷)₂, -C(O)CH₂C(O)R⁷, -C(S)R⁷, -C(S)OR⁷, -C(O)OR⁷, -OC(O)R⁷, -C(O)N(R⁷)₂, -OC(O)N(R⁷)₂, -C(S)N(R⁷)₂, -(CH₂)₀₋₂NHC(O)R⁷, -N(R⁷)N(R⁷)COR⁷, -N(R⁷)N(R⁷)C(O)OR⁷, -N(R⁷)N(R⁷)CON(R⁷)₂, -N(R⁷)SO₂R⁷, -N(R⁷)SO₂N(R⁷)₂, -N(R⁷)C(O)OR⁷, -N(R⁷)C(O)R⁷, -N(R⁷)C(S)R⁷, -N(R⁷)C(O)N(R⁷)₂, -N(R⁷)C(S)N(R⁷)₂, -N(COR⁷)COR⁷, -N(OR⁷)R⁷, -C(=NH)N(R⁷)₂, -C(O)N(OR⁷)R⁷, -C(=NOR⁷)R⁷, -OP(O)(OR⁷)₂, -P(O)(R⁷)₂, -P(O)(OR⁷)₂, or -P(O)(H)(OR⁷);

two R⁷ groups together with the atoms to which they are bound form a 3- to 10-membered aromatic or nonaromatic ring having up to 3 heteroatoms independently selected from N, N(R), O, S, SO, or SO₂, wherein the ring is optionally fused to a (C6-C10)aryl, (C5-C10) heteroaryl, (C3-C10)cycloalkyl, or a (C3-C10)heterocyclyl, and wherein any ring has up to 3 substituents selected independently from J₂; or each R⁷ is independently selected from:

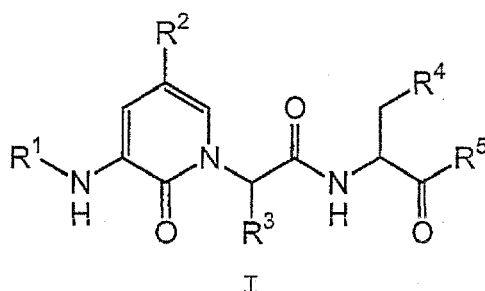
hydrogen-,
(C1-C12)-aliphatic-,
(C3-C10)-cycloaliphatic-,
(C3-C10)-cycloaliphatic-(C1-C12)-aliphatic-,
(C6-C10)-aryl-,
(C6-C10)-aryl- (C1-C12) aliphatic-,
(C3-C10)-heterocyclyl-,
(C6-C10)-heterocyclyl-(C1-C12)aliphatic-, (C5-C10)-heteroaryl-, or
(C5-C10)-heteroaryl-(C1-C12)-aliphatic-;

wherein R⁷ has up to 3 substituents selected independently from J₂; and

J₂ is halogen, -OR⁷, -OC(O)N(R⁷)₂, -NO₂, -CN, -CF₃, -OCF₃, -R⁷, oxo, thioxo, =NR⁷, =NOR⁷, 1, 2-methylenedioxy, 1,2-ethylenedioxy, -N(R⁷)₂, -SR⁷, -SOR⁷, -SO₂R⁷, -SO₂N(R⁷)₂, -SO₃R⁷, -C(O)R⁷, -C(O)C(O)R⁷, -C(O)C(O)OR⁷, -C(O)C(O)N(R⁷)₂, -C(O)CH₂C(O)R⁷, -C(S)R⁷, -C(S)OR⁷, -C(O)OR⁷, -OC(O)R⁷, -C(O)N(R⁷)₂, -OC(O)N(R⁷)₂, -C(S)N(R⁷)₂, -(CH₂)₀₋₂NHC(O)R⁷, -N(R⁷)N(R⁷)COR⁷, -N(R⁷)N(R⁷)C(O)OR⁷, -N(R⁷)N(R⁷)CON(R⁷)₂, -N(R⁷)SO₂R⁷, -N(R⁷)SO₂N(R⁷)₂, -N(R⁷)C(O)OR⁷, -N(R⁷)C(O)R⁷, -N(R⁷)C(S)R⁷, -N(R⁷)C(O)N(R⁷)₂, -N(R⁷)C(S)N(R⁷)₂, -N(COR⁷)COR⁷, -N(OR⁷)R⁷, -CN, -C(=NH)N(R⁷)₂, -C(O)N(OR⁷)R⁷, -C(=NOR⁷)R⁷, -OP(O)(OR⁷)₂, -P(O)(R⁷)₂, -P(O)(OR⁷)₂, or -P(O)(H)(OR⁷); and

R⁸ is (C1-C12)-aliphatic- (C3-C10)-cycloaliphatic-, (C6-C10)-aryl-, (C3-C10)-heterocyclyl-, (C5-C10)-heteroaryl-, (C3-C10)-cycloaliphatic-(C1-C12)-aliphatic-, (C6-C10)-aryl-(C1-C12)-aliphatic-, (C3-C10)-heterocyclyl-(C1-C12)-aliphatic-, or (C5-C10)- heteroaryl-(C1-C12)-aliphatic-, wherein up to 3 aliphatic carbon atoms may be replaced with a group selected from O, N, N(R), S, SO, and SO₂; and wherein R⁸ is optionally substituted with up to 6 substituents independently selected from R.

[0016] The present invention also provides a compound of formula I:



wherein:

R^1 is $R^6C(O)-$, R^6SO_2- , $R^6OC(O)-$, $(R^6)_2NC(O)-$, $R^6C(O)C(O)-$, R^6- , $(R^6)_2NC(O)C(O)-$, or $R^6OC(O)C(O)-$;

R^2 is hydrogen, $-CF_3$, halo, $-OR^7$, $-NO_2$, $-OCF_3$, $-CN$, or R^8 ;

R^3 is hydrogen or (C1-C4)-aliphatic-;

R^4 is $-COOH$ or $-COOR^8$;

R^5 is $-CH_2F$ or $-CH_2O$ -2,3,5,6-tetrafluorophenyl;

R^6 is (C1-C12)-aliphatic- (C3-C10)-cycloaliphatic-, (C6-C10)-aryl-, (C3-C10)-heterocyclyl-, (C5-C10)-heteroaryl-, (C3-C10)-cycloaliphatic-(C1-C12)-aliphatic-, (C6-C10)-aryl-(C1-C12)-aliphatic-, (C3-C10)-heterocyclyl-(C1-C12)-aliphatic-, (C5-C10)-heteroaryl-(C1-C12)-aliphatic-, or two R^6 groups bound to the same atom form together with that atom a 3- to 10-membered aromatic or nonaromatic ring; wherein the ring is optionally fused to a (C6-C10)aryl, (C5-C10)heteroaryl, (C3-C10)cycloalkyl, or a (C3-C10)heterocyclyl; wherein up to 3 aliphatic carbon atoms may be replaced by a group selected from O, N(H), N(R), S, SO, and SO_2 ; and wherein R^6 is substituted with up to 6 substituents independently selected from R;

R is halogen, $-OR^7$, $-OC(O)N(R^7)_2$, $-NO_2$, $-CN$, $-CF_3$, $-OCF_3$, $-R^7$, oxo, thioxo, 1,2-methylenedioxy, 1,2-ethylenedioxy, $-N(R^7)_2$, $-SR^7$, $-SOR^7$, $-SO_2R^7$, $-SO_2N(R^7)_2$, $-SO_3R^7$, $-C(O)R^7$, $-C(O)C(O)R^7$, $-C(O)CH_2C(O)R^7$, $-C(S)R^7$, $-C(O)OR^7$, $-OC(O)R^7$, $-C(O)N(R^7)_2$, $-OC(O)N(R^7)_2$, $-C(S)N(R^7)_2$, $-(CH_2)_{0-2}NHC(O)R^7$, $-N(R^7)N(R^7)COR^7$, $-N(R^7)N(R^7)C(O)OR^7$, $-N(R^7)N(R^7)CON(R^7)_2$, $-N(R^7)SO_2R^7$, $-N(R^7)SO_2N(R^7)_2$, $-N(R^7)C(O)OR^7$, $-N(R^7)C(O)R^7$, $-N(R^7)C(S)R^7$, $-N(R^7)C(O)N(R^7)_2$, $-N(R^7)C(S)N(R^7)_2$, $-N(COR^7)COR^7$, $-N(OR^7)R^7$, $-C(=NH)N(R^7)_2$, $-C(O)N(OR^7)R^7$, $-C(=NOR^7)R^7$, $-OP(O)(OR^7)_2$, $-P(O)(R^7)_2$, $-P(O)(OR^7)_2$, or $-P(O)(H)(OR^7)$;

two R^7 groups together with the atoms to which they are bound form a 3- to 10-membered aromatic or nonaromatic ring having up to 3 heteroatoms independently selected from N(H), N(R), O, S, SO, or SO_2 , wherein the ring is optionally fused to a (C6-C10)aryl, (C5-C10)heteroaryl, (C3-C10)cycloalkyl, or a (C3-C10)heterocyclyl, and wherein any ring has up to 3 substituents selected independently from J_2 ; or each R^7 is independently selected from:

hydrogen-,
(C1-C12)-aliphatic-,
(C3-C10)-cycloaliphatic-,
(C3-C10)-cycloaliphatic-(C1-C12)-aliphatic-,
(C6-C10)-aryl-,
(C6-C10)-aryl-(C1-C12)aliphatic-,
(C3-C10)-heterocyclyl-,
(C6-C10)-heterocyclyl-(C1-C12)aliphatic-,
(C5-C10)-heteroaryl-, or
(C5-C10)-heteroaryl-(C1-C12)-aliphatic-;

wherein R^7 has up to 3 substituents selected independently from J_2 ; and

J_2 is halogen, $-OR^7$, $-OC(O)N(R^7)_2$, $-NO_2$, $-CN$, $-CF_3$, $-OCF_3$, $-R^7$, oxo, thioxo, 1,2-methylenedioxy, 1,2-ethylenedioxy, $-N(R^7)_2$, $-SR^7$, $-SOR^7$, $-SO_2R^7$, $-SO_2N(R^7)_2$, $-SO_3R^7$, $-C(O)R^7$, $-C(O)C(O)R^7$, $-C(O)CH_2C(O)R^7$, $-C(S)R^7$, $-C(O)OR^7$, $-OC(O)R^7$, $-C(O)N(R^7)_2$, $-OC(O)N(R^7)_2$, $-C(S)N(R^7)_2$, $-(CH_2)_{0-2}NHC(O)R^7$, $-N(R^7)N(R^7)$

COR^7 , $-\text{N}(\text{R}^7)\text{N}(\text{R}^7)\text{C}(\text{O})\text{OR}^7$, $-\text{N}(\text{R}^7)\text{N}(\text{R}^7)\text{CON}(\text{R}^7)_2$, $-\text{N}(\text{R}^7)\text{SO}_2\text{R}^7$, $-\text{N}(\text{R}^7)\text{SO}_2\text{N}(\text{R}^7)_2$, $-\text{N}(\text{R}^7)\text{C}(\text{O})\text{OR}^7$, $-\text{N}(\text{R}^7)\text{C}(\text{O})\text{R}^7$, $-\text{N}(\text{R}^7)\text{C}(\text{S})\text{R}^7$, $-\text{N}(\text{R}^7)\text{C}(\text{O})\text{N}(\text{R}^7)_2$, $-\text{N}(\text{R}^7)\text{C}(\text{S})\text{N}(\text{R}^7)_2$, $-\text{N}(\text{COR}^7)\text{COR}^7$, $-\text{N}(\text{OR}^7)\text{R}^7$, $-\text{CN}$, $-\text{C}(=\text{NH})\text{N}(\text{R}^7)_2$, $-\text{C}(\text{O})\text{N}(\text{OR}^7)\text{R}^7$, $-\text{C}(=\text{NOR}^7)\text{R}^7$, $-\text{OP}(\text{O})(\text{OR}^7)_2$, $-\text{P}(\text{O})(\text{R}^7)_2$, $-\text{P}(\text{O})(\text{OR}^7)_2$, or $-\text{P}(\text{O})(\text{H})(\text{OR}^7)$; and is (C1-C12)-aliphatic- (C3-C10)-cycloaliphatic-, (C6-C10)-aryl-, (C3-C10)-heterocyclyl-, (C5-C10)-heteroaryl-, (C3-C10)-cycloaliphatic-(C1-C12)-aliphatic-, (C6-C10)-aryl-(C1-C12)-aliphatic-, (C3-C10)-heterocyclyl-(C1-C12)-aliphatic-, or (C5-C10)-heteroaryl-(C1-C12)-aliphatic-, wherein up to 3 aliphatic carbon atoms may be replaced with a group selected from O, N(H), N(R), S, SO, and SO_2 .

[0017] Another embodiment of this invention provides a compound wherein, R^1 is $\text{R}^6\text{C}(\text{O})-$, R^6SO_2- , or R^6- . In a preferred embodiment, R^1 is $\text{R}^6\text{C}(\text{O})-$. In another preferred embodiment, R^1 is R^6SO_2- . In yet another preferred embodiment, R^1 is R^6- .

[0018] Another embodiment of this invention provides a compound wherein R^1 is $(\text{R}^6)_2\text{NC}(\text{O})-$ or $(\text{R}^6)\text{OC}(\text{O})-$. In a preferred embodiment, R^1 is $(\text{R}^6)_2\text{NC}(\text{O})-$. In another preferred embodiment, R^1 is $(\text{R}^6)(\text{H})\text{NC}(\text{O})-$. In yet another preferred embodiment, R^1 is $(\text{R}^6)\text{OC}(\text{O})-$.

[0019] In one embodiment of this invention, each R^6 is independently (C1-C4)-aliphatic-, (C3-C10)-cycloaliphatic-, (C3-C10)-heterocyclyl-, (C5-C10)-heteroaryl-, (C6-C10)-aryl-, or (C6-C10)-aryl-(C1-C12)- (it being understood that optionally up to 3 aliphatic carbon atoms may be replaced by a group selected from O, N, N(R), S, SO, and SO_2 ; and wherein R^6 is optionally substituted with up to 6 substituents independently selected from R or R^6 is substituted as disclosed in any of the embodiments herein).

[0020] In another embodiment, each R^6 is independently H, (C1-C4)-aliphatic- or (C6-C10)-aryl- or each R^6 together with the N-atom is a (C3-C7)-cycloaliphatic.

[0021] In another embodiment, each R^6 is independently (C1-C4)-aliphatic-, (C5-C10)-heteroaryl-, or (C6-C10)-aryl-, wherein the heteroaryl or aryl is optionally substituted or wherein each R^6 together with the N-atom is a (C3-C7)-cycloaliphatic group.

[0022] In another embodiment, each R^6 is independently (C1-C4)-aliphatic- or (C6-C10)-aryl-, wherein the aryl is optionally substituted or wherein each R^6 together with the N-atom is a (C3-C7)-cycloaliphatic.

[0023] In yet another embodiment, each R^6 is independently (C1-C4)-aliphatic-, (C3-C7)-cycloaliphatic-, (C6-C10)-aryl-, (C5-C10)-heteroaryl-, wherein the heteroaryl and aryl are independently and optionally substituted, or each R^6 together with the N-atom is a (C3-C7)-cycloaliphatic.

[0024] According to a preferred embodiment of this invention, R^2 is hydrogen, C1-, C2-, C3-, or C4-alkyl-, $-\text{CF}_3$, $-\text{Cl}$, $-\text{OR}^7$, $-\text{NO}_2$, $-\text{OCF}_3$, or $-\text{CN}$. More preferably, R^2 is hydrogen, C1-alkyl-, C2-alkyl-, or CF_3 . More preferably, R^2 is hydrogen or CF_3 .

[0025] According to another preferred embodiment, R^3 is ethyl.

[0026] According to another preferred embodiment, R^5 is $-\text{CH}_2\text{O}-2,3,5,6\text{-tetrafluorophenyl}$.

[0027] According to another preferred embodiment, R^5 is $-\text{CH}_2\text{F}$.

[0028] According to another preferred embodiment, R^8 is (C2-C12)-alkyl. More preferably, R^8 is (C1-C4)-alkyl.

[0029] According to a preferred embodiment, each R and J_2 are independently halogen, $-\text{OR}^7$, $-\text{OC}(\text{O})\text{N}(\text{R}^7)_2$, $-\text{NO}_2$, $-\text{CN}$, $-\text{CF}_3$, $-\text{OCF}_3$, $-\text{R}^7$, oxo, 1,2-methylenedioxy, 1,2-ethylenedioxy, $-\text{N}(\text{R}^7)_2$, $-\text{C}(\text{O})\text{R}^7$, $-\text{C}(\text{O})\text{C}(\text{O})\text{R}^7$, $-\text{C}(\text{O})\text{OR}^7$, $-\text{OC}(\text{O})\text{R}^7$, $-\text{C}(\text{O})\text{N}(\text{R}^7)_2$, or $-\text{OC}(\text{O})\text{N}(\text{R}^7)_2$.

[0030] As used herein, the carbon atom designations may have the indicated integer and any intervening integer. For example, the number of carbon atoms in a (C1-C4)-alkyl group is 1, 2, 3, or 4. It should be understood that these designation refer to the total number of atoms in the appropriate group. For example, in a (C3-C10)-heterocyclyl the total number of carbon atoms and heteroatoms is 3 (as in aziridine), 4, 5, 6 (as in morpholine), 7, 8, 9, or 10.

[0031] As used herein, an aliphatic group includes straight-chained and branched groups having the specified number of atoms. If the number of atoms is unspecified, the aliphatic group has from 1 to 12 carbon atoms. As would be understood, alkenyl and/or alkynyl aliphatic groups have a minimum of 2 carbon atoms. Preferred aliphatic groups are alkyl groups (preferably having from 1 to 6 atoms).

[0032] Accordingly, unless otherwise specified, preferred aliphatic groups of this invention are alkyl groups and have 1, 2, 3, 4, 5, or 6 carbon atoms. More preferred alkyl groups have 1, 2, 3, or 4 carbon atoms. Preferred alkenyl and alkynyl groups of this invention have 2, 3, 4, 5, or 6 carbon atoms and more preferably, from 2, 3, or 4 carbon atoms.

[0033] Cycloalkyl and cycloalkenyl groups have between 3 and 10 carbon atoms and are monocyclic or bicyclic, including linearly fused, bridged, or spirocyclic. A cycloaliphatic group is, preferably, a cycloalkyl or a cycloalkenyl. More preferred cycloaliphatic groups are 3-, 4-, 5-, 6-, or 7-membered rings that are, more preferably, cycloalkyl rings.

[0034] As used herein, "aromatic group" or "aryl" refers to a 6-10-membered ring system that contains at least one aromatic ring. Example of aromatic rings include phenyl and naphthyl.

[0035] As used herein a "heteroaryl" refers to ring system having 5-10 members and 1, 2, or 3 heteroatoms independently selected from N, N(R), O, S, SO, and SO_2 , wherein at least one ring is heteroaromatic (e.g., pyridyl, thiophene, or thiazole). Preferred heteroaryl groups are 5- or 6-membered rings having 1 or 2 heteroatoms. In certain embodiments

of this invention, more preferred heteroaryl groups are those that have contain a "=N" group.

[0036] Examples of heteroaryl, rings include 2-furanyl, 3-furanyl, N-imidazolyl, 2-imidazolyl, 4-imidazolyl, 5-imidazolyl, benzimidazolyl, 3-isoxazolyl, 4-isoxazolyl, 5-isoxazolyl, 2-oxazolyl, 4-oxazolyl, 5-oxazolyl, N-pyrrolyl, 2-pyrrolyl, 3-pyrrolyl, 2-pyridyl, 3-pyridyl, 4-pyridyl, 2-pyrimidinyl, 4-pyrimidinyl, 5-pyrimidinyl, pyridazinyl (e.g., 3-pyridazinyl), 2-thiazolyl, 4-thiazolyl, 5-thiazolyl, tetrazolyl (e.g., 5-tetrazolyl), triazolyl (e.g., 2-triazolyl and 5-triazolyl), 2-thienyl, 3-thienyl, benzofuryl, benzothiophenyl, indolyl (e.g., 2-indolyl), pyrazolyl (e.g., 2-pyrazolyl), isothiazolyl, 1,2,3-oxadiazolyl, 1,2,5-oxadiazolyl, 1,2,4-oxadiazolyl, 1,2,3-triazolyl, 1,2,3-thiadiazolyl, 1,3,4-thiadiazolyl, 1,2,5-thiadiazolyl, purinyl, pyrazinyl, 1,3,5-triazinyl, quinolinyl (e.g., 2-quinolinyl, 3-quinolinyl, 4-quinolinyl), and isoquinolinyl (e.g., 1-isoquinolinyl, 3-isoquinolinyl, or 4-isoquinolinyl).

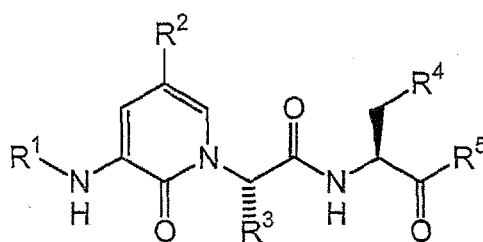
[0037] As used herein a "heterocycle" refers to ring system having 3-10 members and 1, 2, or 3 heteroatoms independently selected from N, N(R), O, S, SO, and SO₂, wherein no ring is aromatic (e.g., piperidine and morpholine). Preferred heterocyclyl groups are 5- or 6-membered rings having 1 or 2 heteroatoms.

[0038] Examples of heterocyclic rings include 3-1H-benzimidazol-2-one, 3-(1-alkyl)-benzimidazol-2-one, 2-tetrahydrofuran, 3-tetrahydrofuran, 2-tetrahydrothiophenyl, 3-tetrahydrothiophenyl, 2-morpholino, 3-morpholino, 4-morpholino, 2-thiomorpholino, 3-thiomorpholino, 4-thiomorpholino, 1-pyrrolidinyl, 2-pyrrolidinyl, 3-pyrrolidinyl, 1-tetrahydropiperazinyl, 2-tetrahydropiperazinyl, 3-tetrahydropiperazinyl, 1-piperidinyl, 2-piperidinyl, 3-piperidinyl, 1-pyrazolinyl, 3-pyrazolinyl, 4-pyrazolinyl, 5-pyrazolinyl, 1-piperidinyl, 2-piperidinyl, 3-piperidinyl, 4-piperidinyl, 2-thiazolidinyl, 3-thiazolidinyl, 4-thiazolidinyl, 1-imidazolidinyl, 2-imidazolidinyl, 4-imidazolidinyl, 5-imidazolidinyl, indolinyl, tetrahydroquinolinyl, tetrahydroisoquinolinyl, benzothiolane, benzodithiane, and 1,3-dihydro-imidazol-2-one.

[0039] Any of these cycloaliphatic, heterocyclyl, and heteroaryl groups are optionally fused with a 5- or 6-membered aryl or heteroaryl ring. Furthermore, each of any aliphatic, aryl, cycloaliphatic, heteroaryl, and heterocyclyl may contain appropriate substituents (preferably up to 5, more preferable up to 3, and even more preferably, 0 or 1) independently selected from, for example, carbonyl and R. Preferred substituents (including R and J₂) are halogen, -OR⁷, -NO₂, -CF₃, -OCF₃, -R⁷, oxo, -OR⁷, -O-benzyl, -O-phenyl, 1,2-methylenedioxy, 1,2-ethylenedioxy, -N(R⁷)₂, -C(O)R⁷, -COOR⁷ or -CON(R⁷)₂, wherein R⁷ is defined herein (and is preferably H, (C1-C6)-alkyl, or (C2-C6)-alkenyl and alkynyl), with (C1-C6)-alkyl being most preferred). It should be understood that this definition would include a perfluorinated alkyl group.

[0040] In embodiments of this invention where R is a substituent on a nitrogen atom, preferred R groups are selected from the group consisting of -R⁷, -SOR⁷, -SO₂R⁷, -SO₂N(R⁷)₂, -SO₃R⁷, -C(O)R⁷, -C(O)C(O)R⁷, -C(O)C(O)OR⁷, -C(O)C(O)N(R⁷)₂, -C(O)CH₂C(O)R⁷, -C(S)R⁷, -C(S)OR⁷, -C(O)OR⁷, -C(O)N(R⁷)₂, -C(S)N(R⁷)₂, -(CH₂)₀₋₂NHC(O)R⁷, -N(R⁷)N(R⁷)COR⁷, -N(R⁷)N(R⁷)C(O)OR⁷, -N(R⁷)N(R⁷)CON(R⁷)₂, -N(R⁷)SO₂R⁷, -N(R⁷)SO₂N(R⁷)₂, -N(R⁷)C(O)OR⁷, -N(R⁷)C(O)R⁷, -N(R⁷)C(S)R⁷, -N(R⁷)C(O)N(R⁷)₂, -N(R⁷)C(S)N(R⁷)₂, -N(COR⁷)COR⁷, -N(OR⁷)R⁷, -C(=NH)N(R⁷)₂, -C(O)N(OR⁷)R⁷, -C(=NOR⁷)R⁷, -OP(O)(OR⁷)₂, -P(O)(R⁷)₂, -P(O)(OR⁷)₂, and -P(O)(H)(OR⁷), wherein R⁷ is defined herein (and is preferably H, (C1-C6)-alkyl, or (C2-C6)-alkenyl and alkynyl), with (C1-C6)-alkyl being most preferred). More preferably, such R groups are selected from the group consisting of -R⁷ and -C(O)R⁷.

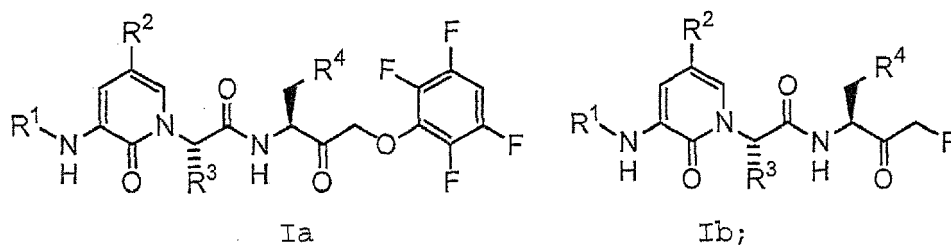
[0041] In preferred compounds of this invention, the stereochemistry is as depicted below:



[0042] Any of the embodiments disclosed herein may be combined to provide alternative embodiments of this invention. Specific embodiments of this invention may be selected from the substituents depicted in the compounds of Table 1

[0043] The compounds of the present invention are broad caspase inhibitors and have an improved ability over reported compounds to inhibit apoptosis (see Examples 42 and 43).

[0044] According to a preferred embodiment, this invention provides a compound of formula Ia or Ib



wherein R^1 , R^2 , R^3 , and R^4 are as defined in any of the embodiments herein.

[0045] According to a more preferred embodiment, the compound of formula I of present invention provides a compound of formula II, selected from Table 1 below:

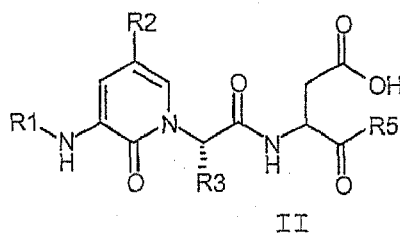


Table 1. Compounds of the invention.

Ex.	R ¹	R ²	R ³	R ⁴
1	Me(C=O) -	H	Et	CH ₂ O- 2,3,5,6-tetrafluorophenyl
2	Et(C=O) -	H	Et	CH ₂ O- 2,3,5,6-tetrafluorophenyl
3	n-Pr(C=O) -	H	Et	CH ₂ O- 2,3,5,6-tetrafluorophenyl
4	c-Pr(C=O) -	H	Et	CH ₂ O- 2,3,5,6-tetrafluorophenyl
5	i-Pr(C=O) -	H	Et	CH ₂ O- 2,3,5,6-tetrafluorophenyl
6	MeOCH ₂ (C=O) -	H	Et	CH ₂ O- 2,3,5,6-tetrafluorophenyl
7	2-Furyl(C=O) -	H	Et	CH ₂ O- 2,3,5,6-tetrafluorophenyl
8	3-Furyl(C=O) -	H	Et	CH ₂ O- 2,3,5,6-tetrafluorophenyl
9	3-Pyridyl(C=O) -	H	Et	CH ₂ O- 2,3,5,6-tetrafluorophenyl
10	3-Isotiazole(C=O) -	H	Et	CH ₂ O- 2,3,5,6-tetrafluorophenyl
11	Ph(C=O) -	H	Et	CH ₂ O- 2,3,5,6-tetrafluorophenyl
12	Bn(C=O) -	H	Et	CH ₂ O- 2,3,5,6-tetrafluorophenyl
13	Me(C=O) -	CF ₃	Et	CH ₂ O- 2,3,5,6-tetrafluorophenyl
14	EtNH(C=O) -	H	Et	CH ₂ O- 2,3,5,6-tetrafluorophenyl
15	(Et) ₂ N(C=O) -	H	Et	CH ₂ O- 2,3,5,6-tetrafluorophenyl
16	Pyrrolidinyl(C=O) -	H	Et	CH ₂ O- 2,3,5,6-tetrafluorophenyl
17	MeO(C=O) -	H	Et	CH ₂ O- 2,3,5,6-tetrafluorophenyl
18	Et(SO ₂) -	H	Et	CH ₂ O- 2,3,5,6-tetrafluorophenyl
19	n-Pr(SO ₂) -	H	Et	CH ₂ O- 2,3,5,6-tetrafluorophenyl
20	i-Pr(SO ₂) -	H	Et	CH ₂ O- 2,3,5,6-tetrafluorophenyl
21	Ph(SO ₂) -	H	Et	CH ₂ O- 2,3,5,6-tetrafluorophenyl
22	Et(SO ₂) -	CF ₃	Et	CH ₂ O- 2,3,5,6-tetrafluorophenyl
23	Bn(C=O)	H	i-Pr	CH ₂ O- 2,3,5,6-tetrafluorophenyl
24	Et(SO ₂)	H	i-Pr	CH ₂ O- 2,3,5,6-tetrafluorophenyl
25	Et(C=O)	H	Me	CH ₂ F
26	Ph(C=O)	H	Me	CH ₂ F
27	2,6-DiClPh(C=O)	H	Me	CH ₂ F
28	Bn(C=O)	H	Me	CH ₂ F
29	Et(C=O)	H	Et	CH ₂ F

Ex.	R ¹	R ²	R ³	R ⁵
30	Ph (C=O)	H	Et	CH ₂ F
31	2,6-DiClPh(C=O)	H	Et	CH ₂ F
32	2-Pyridyl (C=O)	H	Et	CH ₂ F
33	Bn (C=O)	H	Et	CH ₂ F
34	3-MeBn (C=O)	H	Et	CH ₂ F
35	Et (C=O)	H	n-Pr	CH ₂ F
36	Et (C=O)	H	i-Bu	CH ₂ F
37	Bn (C=O)	Me	Et	CH ₂ F
38	Thiazol-2-yl	H	Et	CH ₂ O- 2,3,5,6-tetrafluorophenyl
39	n-Propyl	H	Et	CH ₂ O- 2,3,5,6-tetrafluorophenyl

[0046] According to another embodiment, the present invention provides a pharmaceutical composition comprising:

- a) a compound of formula I, as defined herein, or a pharmaceutically acceptable salt thereof; and
- b) a pharmaceutically acceptable carrier, adjuvant or vehicle.

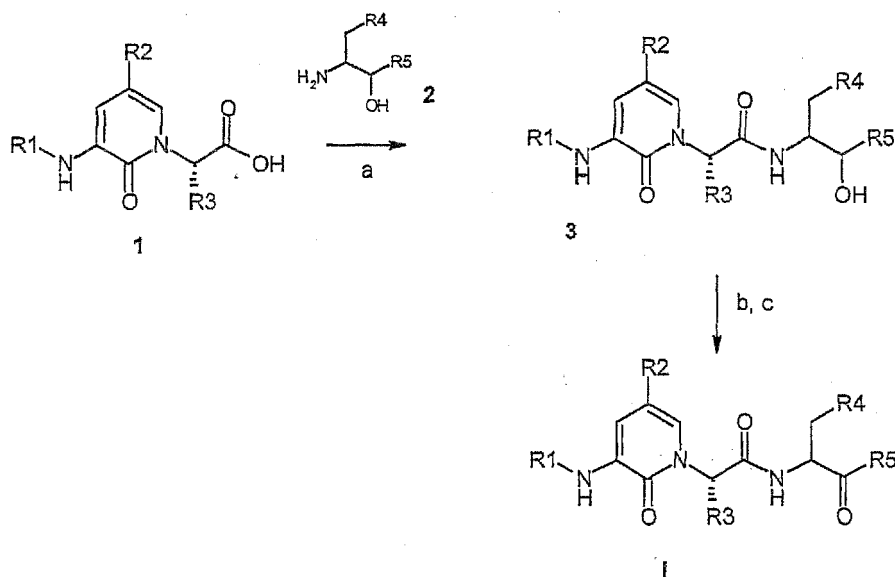
[0047] It will be apparent to one skilled in the art that certain compounds of this invention may exist in tautomeric forms or hydrated forms, all such forms of the compounds being within the scope of the invention. Unless otherwise stated, structures depicted herein are also meant to include all stereochemical forms of the structure; i.e., the R and S configurations for each asymmetric center. Therefore, single stereochemical isomers as well as enantiomeric and diastereomeric mixtures of the present compounds are within the scope of the invention. Unless otherwise stated, structures depicted herein are also meant to include compounds that differ only in the presence of one or more isotopically enriched atoms. For example, compounds having the present structures except for the replacement of a hydrogen by a deuterium or tritium, or the replacement of a carbon by a ¹³C- or ¹⁴C-enriched carbon are within the scope of this invention.

[0048] The compounds of this invention may be prepared in general by methods known to those skilled in the art for analogous compounds and by the preparative examples that follow. For the purposes of illustration, the following Schemes I-III for the synthesis of the compounds of the present invention are provided. It should be understood that any protective group depicted in the schemes may be varied as appropriate in view of compatibility with other substituents.

[0049] Various protecting groups may be used in the methods of this invention (see, e.g., T.W. Greene & P.G.M Wutz, "Protective Groups in Organic Synthesis", 3rd Edition, John Wiley & Sons, Inc. (1999) and the earlier editions of this book). Typical functional groups that must be protected are amines. Any amines and other functional groups may be protected according to methods known in the art. Compounds, including amines, may be used with or without isolation from the reaction mixtures.

Scheme I

[0050]



Scheme I (a) EDC/DMAP/HOBt/THF; (b) Dess-Martin periodinane; (c) TFA/DCM

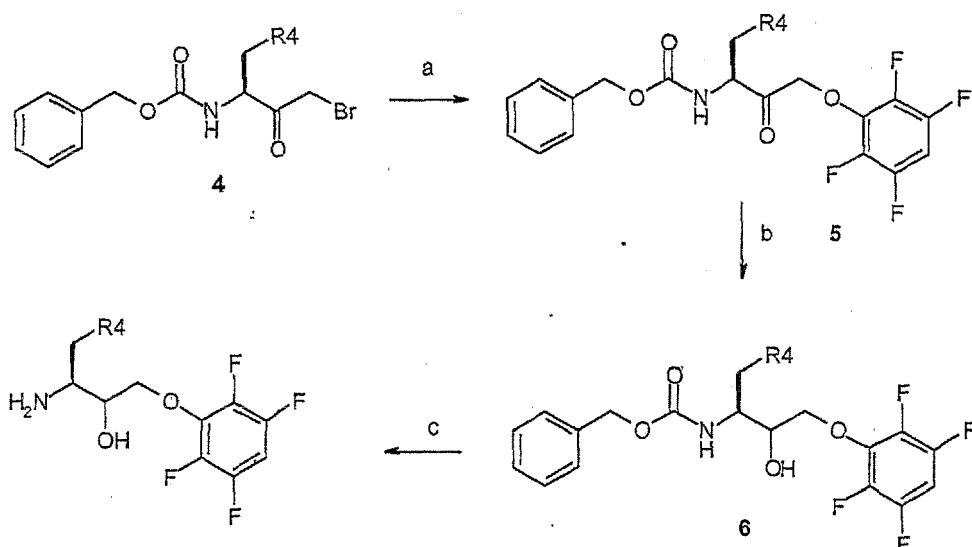
[0051] In Scheme I above, the following abbreviations are used: EDC is 1-(3-dimethylaminopropyl)-3-ethylcarbodiimide; HOBt is 1-hydroxybenzotriazole; THF is tetrahydrofuran; TFA is trifluoroacetic acid; DCM is dichloromethane; DMAP is 4-dimethylaminopyridine. Acid **1** is coupled to amino alcohol **2**. Here the coupling is depicted using EDC/DMAP/HOBt/THF, however, other suitable conditions may also be used. Depending on the nature of R₄ and R₅ an amino ketone may be used, in place of the amino alcohol, thus avoiding the subsequent oxidation step. In the case of fluoromethyl ketones where R₅ is CH₂F, the amino alcohol **2** may be obtained according to the method of Revesz et al., Tetrahedron Lett. 1994, 35, 9693. In the case of tetrafluorophenoxy ketones where R₅ is -CH₂O-2,3,5,6-tetrafluorophenyl, amino alcohol **2** may be obtained by methods analogous to those of Semple et al., Bioorganic and Medicinal chemistry Letters, 1997, 7, 1337 (Scheme II).

[0052] Finally the hydroxy group in compound **3** is oxidized (e.g., with Dess-Martin periodinane) and the resulting compound treated appropriately according to the nature of R₄. For example, in product **I** if R₄ is a carboxylic acid, then R₄ in **3** is preferably an ester that is hydrolyzed in the final step of the scheme. If that ester is a t-butyl ester (i.e., if R₄ is CO₂tBu), treatment with trifluoroacetic acid will give the acid. The ester is preferably a t-butyl ester when the other substituents in **I** are compatible with acidic conditions.

[0053] If R₄ in product **I** is an ester, the desired ester may be prepared by esterifying the corresponding acid or by having the desired ester group already present in compound **2**.

Scheme II

[0054]

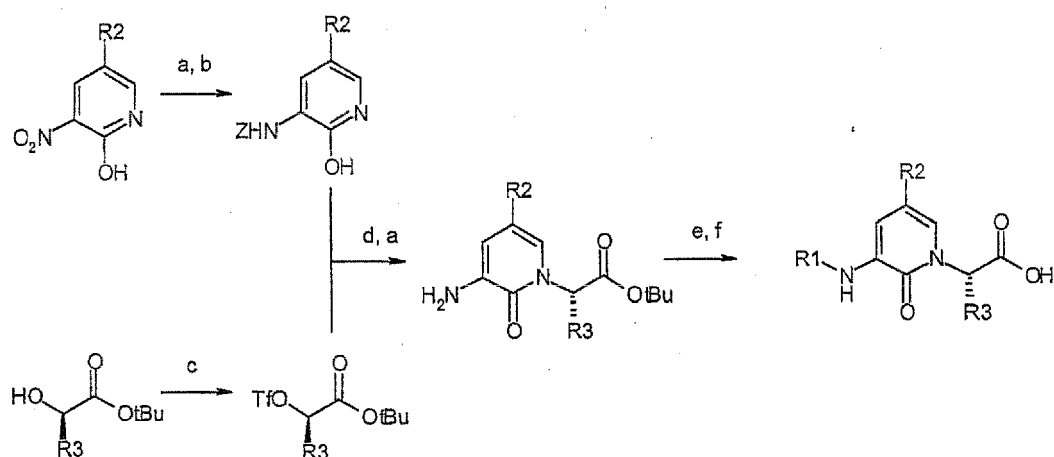


Scheme II (a) KF/DMF/ArOH; (b) NaBH₄/THF; (c) H₂/Pd/C/MeOH

[0055] In scheme II above, the following abbreviations are used: KF is potassium fluoride; DMF is N,N-dimethylformamide; ArOH is 2,3,5,6-tetrafluorophenol; THF is tetrahydrofuran; MeOH is methanol. Commercially available bromoketone **4** (R⁴=CO₂tBu) is reacted with 2,3,5,6-tetrafluorophenol and potassium fluoride to give phenoxy ketone **5**. The ketone is then reduced with, for example, sodium borohydride to give the alcohol **6**, which is hydrogenated by using, for example, palladium on carbon as catalyst to give the amino alcohol **2** (R⁴= CO₂tBu, R⁵= CH₂O-2,3,5,6-tetrafluorophenyl).

Scheme III

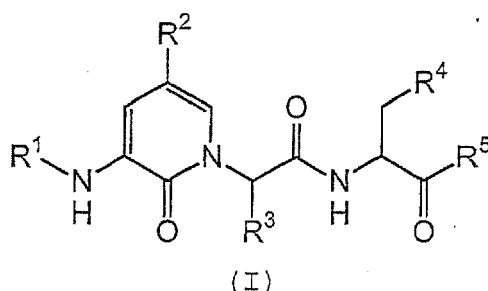
[0056]



Scheme III (a) H₂ Pd/C MeOH; (b) PhCH₂O(CO)Cl/Na₂CO₃/H₂O/THF; (c) (CF₃SO₂)₂O / 2,6-Lutidine/DCM; (d) NaH/THF; (e) R₁-Cl/Et₃N/DMAP/DCM; (f) TFA/DCM

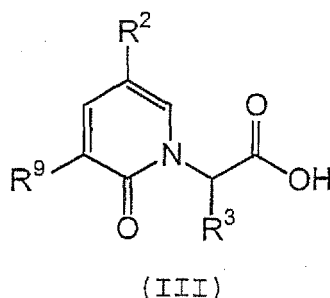
[0057] In Scheme III the following abbreviations are used: Z is a benzyloxycarbonyl protecting group; MeOH is methanol; DCM is dichloromethane; TFA is trifluoroacetic acid; DMAP is 4-dimethylaminopyridine; THF is tetrahydrofuran. Pyridone acid derivatives **I** can be prepared in chiral form using the synthetic sequence shown in Scheme III. The starting (2-oxo-1,2-dihydro-pyridin-3-yl)-carbamic acid benzyl ester ($R^2=H$) is prepared using a procedure similar to that described by Warner et al J. Med. Chem. 1994, 37(19), 3090-3099. Commercially available (R)-*tert*-butyl-2-hydroxybutyrate (R^3 =ethyl) is treated with trifluoromethanesulphonic anhydride and 2,6-lutidine in DCM to give the corresponding triflate. Reaction of the triflate with the anion of (2-oxo-1,2-dihydro-pyridin-3-yl)-carbamic acid benzyl ester (prepared by deprotonation with sodium hydride in THF) gives the N-alkylated pyridone. Removal of the benzyloxycarbonyl protecting group using hydrogen and palladium on carbon gives the amine. This is then reacted with an appropriate electrophile, triethylamine and DMAP in DCM. For example if R^1 is required to be $RC(=O)$ (an amide) then an appropriately substituted acid chloride may be used. If R^1 is required to be $RS(=O)_2$ (sulphonamide) then an appropriately substituted sulfonyl chloride may be used. If R^1 is $RO(C=O)$ (carbamate) then an appropriately substituted chloroformate may be used. If R^1 is $RN(C=O)$ (urea) then an appropriately substituted carbamoyl chloride or isocyanate may be used. The other R^1 groups may be prepared accordingly. Acid **1** is then prepared by deprotection of the ester by, for example, using trifluoroacetic acid. The acid is then coupled to amino alcohol **2** (Scheme 1).

[0058] Therefore, another embodiment of this invention provides a process for preparing a compound of formula I:



wherein R^1 , R^2 , R^3 , R^4 , and R^5 , are as defined in any of the embodiments herein, comprising:

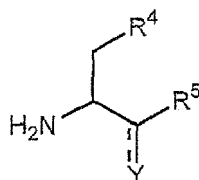
(a) reacting a compound of formula (III):



wherein:

- R^9 is $-NO_2$, $-C(O)OR^{10}$, $R^6C(O)N(H)-$, $R^6SO_2N(H)-$, $R^6OC(O)N(H)-$, $(R^6)_2NC(O)N(H)-$, $R^6C(O)C(O)N(H)-$, $R^6N(H)-$, $(R^6)_2NC(O)C(O)N(H)-$, or $R^6OC(O)C(O)N(H)-$;
- R^{10} is independently hydrogen, (C1-C12)-aliphatic-, (C3-C10)-cycloaliphatic-, (C6-C10)-aryl-, (C3-C10)-heterocyclyl-, (C5-C10)-heteroaryl-, (C3-C10)-cycloaliphatic-(C1-C12)-aliphatic-, (C6-C10)-aryl-(C1-C12)-aliphatic-, (C3-C10)-heterocyclyl-(C1-C12)-aliphatic-, (C5-C10)-heteroaryl-(C1-C12)-aliphatic-, wherein up to 3 aliphatic carbon atoms may be replaced with a group selected from O, N(H), N(R), S, SO, and SO_2 ; and wherein R^{10} is optionally substituted with up to 6 substituents independently selected from R; and
- R , R^2 , R^3 and R^6 are as defined in any of the embodiments of formula (I) herein;

with a compound of formula (IV):



(IV)

wherein Y is either a carbonyl group or an OH group; and R⁴ and R⁵ are as defined in any of the embodiments of formula (I) herein;

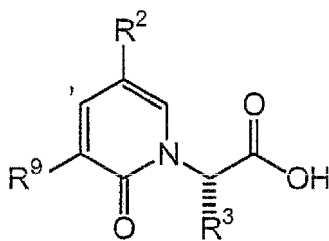
in the presence of peptide coupling conditions and a solvent;

provided that if Y is an OH group, then the process further comprises (b) oxidizing the OH group to provide the compound of formula (I); and

provided that if R⁹ is -NO₂, -C(O)OR¹⁰, or -CN, the process comprises the further step of converting the -NO₂, -C(O)OR¹⁰, or -CN into R⁶C(O)N(H)-, R⁶SO₂N(H)-, R⁶OC(O)N(H)-, (R⁶)₂NC(O)N(H)-, R⁶C(O)C(O)N(H)-, R⁶N(H)-, (R⁶)₂NC(O)C(O)N(H)-, or R⁶OC(O)C(O)N(H)-.

[0059] The coupling conditions may be any known to skilled practitioners for forming peptidyl bonds. Preferred coupling conditions are EDC/DMAP/HOBt. A preferred solvent in the above embodiment is THF.

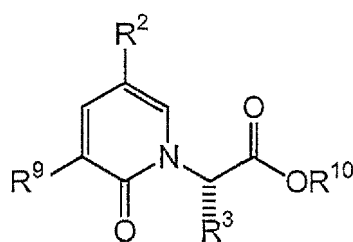
[0060] In a preferred embodiment, the compound of formula (III):



(III)

wherein R², R³, and R⁹ are as defined herein; is prepared by a process comprising:

(c) reacting a compound of formula (V):

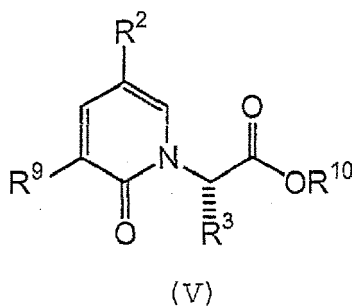


(V)

wherein R, R², R³, and R⁹ are as defined herein; in a solvent in the presence of deprotecting conditions.

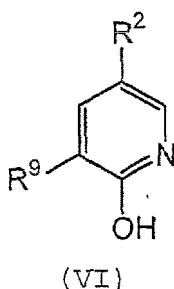
[0061] The deprotecting conditions will depend on the specific protecting group (i.e., R¹⁰). For example, if R¹⁰ is t-butyl, then preferred deprotecting conditions would include acid hydrolysis. A preferred acid is TFA. A preferred solvent is DCM. More preferably the solvent and the hydrolyzing conditions comprise TFA and DCM. If R¹⁰ is methyl or ethyl, then preferred deprotecting conditions would be basic (e.g., aqueous NaOH). If R¹⁰ is benzyl, then the benzyl group could be removed by hydrogenolysis.

[0062] In a preferred embodiment, the compound of formula (V):

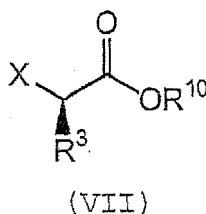


wherein R^2 , R^3 , R^9 , and R^{10} are as defined herein; is prepared by a process comprising:

15 (d) reacting a compound of formula (VI):



wherein R^2 and R^9 are as defined herein; with a compound of formula (VII):



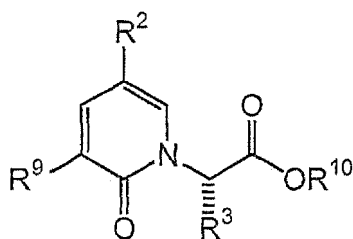
40 wherein X is a suitable leaving group; and R^3 and R^{10} are as defined herein; in the presence of a solvent and a base.

45 **[0063]** Preferably, X is -I, -Br, -Cl, -OH, an alkylsulfonate, or an aryl sulfonate. When X is -OH, an appropriate leaving group may be generated *in situ* (e.g., as in the Mitsunobu reaction). Preferred sulfonates include -O-trifluoromethanesulfonate, -O-methanesulfonate, -O-benzenesulfonate, -O-p-toluenesulfonate, -O-m-nitrobenzenesulfonate, and -O-p-nitrobenzenesulfonate. Suitable leaving groups useful in the methods of this invention are well known in the art. See, e.g., "March's Advanced Organic Chemistry", 5th Ed., Ed.: Smith, M.B. and March, J., John Wiley & Sons, New York (2001).

[0064] Any solvent that is compatible with the generation of anions may be used. Preferred solvents include DMF, toluene, and THF.

50 **[0065]** Suitable bases include any that may remove a proton from the hydroxy group in (V). Such bases include BuLi, LDA, LHMDs, and NaH. Preferably, the base is NaH.

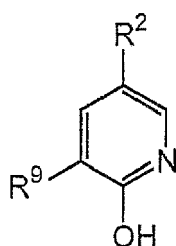
[0066] Another embodiment of this invention provides a process for preparing a compound of formula (VIII):



(VIII)

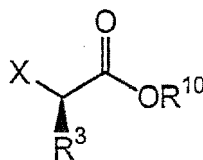
wherein:

R² is -CF₃, -Cl, -OR⁷, -NO₂, -OCF₃, -CN, or R⁸; and
 R³, R⁸, R⁹, and R¹⁰ are as defined herein;
 comprising the step of (e) reacting a compound of formula (IX):



(IX)

wherein R² and R⁹ are as defined herein; with a compound of formula (VII):



(VII)

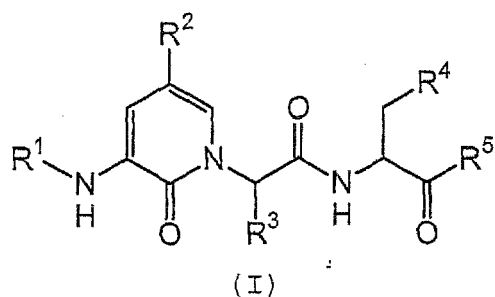
wherein R³ and R¹⁰ are as defined herein; and
 X is a suitable leaving group;
 in the presence of a solvent and a base.

[0067] Preferably, X is -I, -Br, -Cl, -OH, an alkylsulfonate, or an aryl sulfonate. When X is -OH, an appropriate leaving group may be generated in situ (e.g., as in the Mitsunobu reaction). Preferred sulfonates include -O-trifluoromethanesulfonate, -O-methanesulfonate, -O-benzenesulfonate, -O-p-toluenesulfonate, -O-m-nitrobenzenesulfonate, and -O-p-nitrobenzenesulfonate.

[0068] Any solvent is compatible with the generation of anions may be used. Such solvents include DMF, toluene, and THF. Preferably, the solvent is THF.

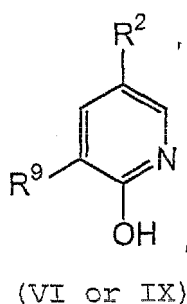
[0069] Suitable bases include any that may remove a proton from the hydroxy group in (V). Such bases include BuLi, LDA, LHMDs, and NaH. Preferably, the base is NaH.

[0070] Another embodiment of this invention provides a process for preparing a compound of formula (I):



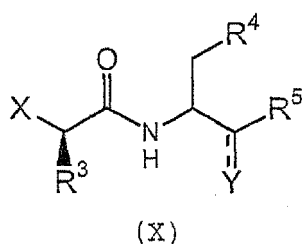
wherein R¹, R², R³, R⁴, and R⁵, are as defined in any of the embodiments herein, comprising:

(a) reacting a compound of formula (VI or IX):



wherein:

R⁹ is -NO₂, -C(O)OR¹⁰, -CN, R⁶C(O)N(H)-, R⁶SO₂N(H)-, R⁶OC(O)N(H)-, (R⁶)₂NC(O)N(H)-, R⁶C(O)C(O)N(H)-, R⁶N(H)-, (R⁶)₂NC(O)C(O)N(H)-, or R⁶OC(O)C(O)N(H)-; and
 R², R³ and R⁶ are as defined herein;
 with a compound of formula (X) :



wherein Y is either a carbonyl group or an OH group; and R⁴ and R⁵ are as defined herein;
 in the presence of any of the coupling conditions defined herein and a solvent;
 provided that if Y is an OH group, then the process further comprises (b) oxidizing the OH group to provide the compound of formula (I); and
 provided that if R⁹ is -NO₂, -C(O)OR¹⁰, or -CN, the process comprises the further step of converting the -NO₂, -C(O)OR¹⁰, or -CN into R⁶C(O)N(H)-, R⁶SO₂N(H)-, R⁶OC(O)N(H)-, (R⁶)₂NC(O)N(H)-, R⁶C(O)C(O)N(H)-, R⁶N(H)-, (R⁶)₂NC(O)C(O)N(H)-, or R⁶OC(O)C(O)N(H)-.

[0071] The compounds of this invention can be assayed for their ability to inhibit the release of IL-1 β , caspase activity, or apoptosis directly. Assays for each of the activities are known in the art. Selected assays are described below.

[0072] If pharmaceutically acceptable salts of the compounds of this invention are utilized in these compositions, those salts are preferably derived from inorganic or organic acids and bases. Included among such acid salts are the following: acetate, adipate, alginate, aspartate, benzoate, benzene sulfonate, bisulfate, butyrate, citrate, camphorate, camphor

sulfonate, cyclopentanepropionate, digluconate, dodecylsulfate, ethanesulfonate, fumarate, glucoheptanoate, glycerophosphate, hemisulfate, heptanoate, hexanoate, hydrochloride, hydrobromide, hydroiodide, 2-hydroxyethanesulfonate, lactate, maleate, methanesulfonate, 2-naphthalenesulfonate, nicotinate, oxalate, pamoate, pectinate, persulfate, 3-phenylpropionate, picrate, pivalate, propionate, succinate, tartrate, thiocyanate, tosylate and undecanoate. Base salts include ammonium salts, alkali metal salts, such as sodium and potassium salts, alkaline earth metal salts, such as calcium and magnesium salts, salts with organic bases, such as dicyclohexylamine salts, N-methyl-D-glucamine, and salts with amino acids such as arginine, lysine, and so forth.

[0073] Also, the basic nitrogen-containing groups can be quaternized with such agents as lower alkyl halides, such as methyl, ethyl, propyl, and butyl chloride, bromides and iodides; dialkyl sulfates, such as dimethyl, diethyl, dibutyl and diamyl sulfates, long chain halides such as decyl, lauryl, myristyl and stearyl chlorides, bromides and iodides, aralkyl halides, such as benzyl and phenethyl bromides and others. Water or oil-soluble or dispersible products are thereby obtained.

[0074] The compounds utilized in the compositions and methods of this invention may also be modified by appending appropriate functionalities to enhance selective biological properties. Such modifications are known in the art and include those which increase biological penetration into a given biological system (e.g., blood, lymphatic system, central nervous system), increase oral availability, increase solubility to allow administration by injection, alter metabolism and alter rate of excretion.

[0075] Pharmaceutically acceptable carriers that may be used in these compositions include, but are not limited to, ion exchangers, alumina, aluminum stearate, lecithin, serum proteins, such as human serum albumin, buffer substances such as phosphates, glycine, sorbic acid, potassium sorbate, partial glyceride mixtures of saturated vegetable fatty acids, water, salts or electrolytes, such as protamine sulfate, disodium hydrogen phosphate, potassium hydrogen phosphate, sodium chloride, zinc salts, colloidal silica, magnesium trisilicate, polyvinyl pyrrolidone, cellulose-based substances, polyethylene glycol, sodium carboxymethylcellulose, polyacrylates, waxes, polyethylene-polyoxypropylene-block polymers, polyethylene glycol and wool fat.

[0076] According to a preferred embodiment, the compositions of this invention are formulated for pharmaceutical administration to a mammal, preferably a human being.

[0077] Such pharmaceutical compositions of the present invention may be administered orally, parenterally, by inhalation spray, topically, rectally, nasally, buccally, vaginally or via an implanted reservoir. The term "parenteral" as used herein includes subcutaneous, intravenous, intramuscular, intra-articular, intra-synovial, intrasternal, intrathecal, intrahepatic, intralesional and intracranial injection or infusion techniques. Preferably, the compositions are administered orally or intravenously.

[0078] Sterile injectable forms of the compositions of this invention may be aqueous or oleaginous suspension. These suspensions may be formulated according to techniques known in the art using suitable dispersing or wetting agents and suspending agents. The sterile injectable preparation may also be a sterile injectable solution or suspension in a non-toxic parenterally-acceptable diluent or solvent, for example as a solution in 1,3-butanediol. Among the acceptable vehicles and solvents that may be employed are water, Ringer's solution and isotonic sodium chloride solution. In addition, sterile, fixed oils are conventionally employed as a solvent or suspending medium. For this purposes, any bland fixed oil may be employed including synthetic mono- or di-glycerides. Fatty acids, such as oleic acid and its glyceride derivatives are useful in the preparation of injectables, as are natural pharmaceutically-acceptable oils, such as olive oil or castor oil, especially in their polyoxyethylated versions. These oil solutions or suspensions may also contain a long-chain alcohol diluent or dispersant, such as carboxymethyl cellulose or similar dispersing agents which are commonly used in the formulation of pharmaceutically acceptable dosage forms including emulsions and suspensions. Other commonly used surfactants, such as Tweens, Spans and other emulsifying agents or bioavailability enhancers which are commonly used in the manufacture of pharmaceutically acceptable solid, liquid, or other dosage forms may also be used for the purposes of formulation.

[0079] The pharmaceutical compositions of this invention may be orally administered in any orally acceptable dosage form including, but not limited to, capsules, tablets, aqueous suspensions or solutions. In the case of tablets for oral use, carriers which are commonly used include lactose and corn starch. Lubricating agents, such as magnesium stearate, are also typically added. For oral administration in a capsule form, useful diluents include lactose and dried corn starch. When aqueous suspensions are required for oral use, the active ingredient is combined with emulsifying and suspending agents. If desired, certain sweetening, flavoring or coloring agents may also be added.

[0080] Alternatively, the pharmaceutical compositions of this invention may be administered in the form of suppositories for rectal administration. These can be prepared by mixing the agent with a suitable non-irritating excipient which is solid at room temperature but liquid at rectal temperature and therefore will melt in the rectum to release the drug. Such materials include cocoa butter, beeswax and polyethylene glycols.

[0081] The pharmaceutical compositions of this invention may also be administered topically, especially when the target of treatment includes areas or organs readily accessible by topical application, including diseases of the eye, the skin, or the lower intestinal tract. Suitable topical formulations are readily prepared for each of these areas or organs.

[0082] Topical application for the lower intestinal tract can be effected in a rectal suppository formulation (see above) or in a suitable enema formulation. Topically-transdermal patches may also be used.

[0083] For topical applications, the pharmaceutical compositions may be formulated in a suitable ointment containing the active component suspended or dissolved in one or more carriers. Carriers for topical administration of the compounds of this invention include, but are not limited to, mineral oil, liquid petrolatum, white petrolatum, propylene glycol, polyoxyethylene, polyoxypropylene compound, emulsifying wax and water. Alternatively, the pharmaceutical compositions can be formulated in a suitable lotion or cream containing the active components suspended or dissolved in one or more pharmaceutically acceptable carriers. Suitable carriers include, but are not limited to, mineral oil, sorbitan monostearate, polysorbate 60, cetyl esters wax, cetearyl alcohol, 2-octyldodecanol, benzyl alcohol and water.

[0084] For ophthalmic use, the pharmaceutical compositions may be formulated as micronized suspensions in isotonic, pH adjusted sterile saline, or, preferably, as solutions in isotonic, pH adjusted sterile saline, either with or without a preservative such as benzalkonium chloride. Alternatively, for ophthalmic uses, the pharmaceutical compositions may be formulated in an ointment such as petrolatum.

[0085] The pharmaceutical compositions of this invention may also be administered by nasal aerosol or inhalation. Such compositions are prepared according to techniques well-known in the art of pharmaceutical formulation and may be prepared as solutions in saline, employing benzyl alcohol or other suitable preservatives, absorption promoters to enhance bioavailability, fluorocarbons, and/or other conventional solubilizing or dispersing agents.

[0086] The above-described compositions are particularly useful in therapeutic applications relating to an IL-1 mediated disease, an apoptosis mediated disease, an inflammatory disease, an autoimmune disease, a destructive bone disorder, a proliferative disorder, an infectious disease, a degenerative disease, a disease associated with cell death, or various forms of liver disease. Such diseases include those related to rheumatology and autoimmunity, such as rheumatoid arthritis, osteoarthritis, osteoporosis, systemic lupus erythematosus, scleroderma, chronic thyroiditis, Grave's disease, myasthenia gravis, autoimmune neutropenia, autoimmune hemolytic anemia, thrombocytopenia, juvenile rheumatoid arthritis, gout, Behcet's syndrome, Still's syndrome, macrophage activation syndrome, and sarcoidosis; auto-inflammatory syndromes, such as cryopyrin-associated Periodic Syndromes, (including Muckle-Wells syndrome, familial cold urticaria, chronic infantile neurological cutaneous and articular syndrome (a.k.a. neonatal onset multisystem inflammatory disease)), familial mediterranean fever, TNFR1-Associated Periodic Syndrome (TRAPS), Hyper-IgD periodic fever Syndrome (HIDS), and Blau's syndrome; dermatology, such as psoriasis, atopic dermatitis, scarring, alopecia, acne vulgaris, and pemphigus; respiratory, such as asthma, adult respiratory distress syndrome, cystic fibrosis, emphysema, chronic bronchitis, chronic obstructive pulmonary disease, and idiopathic pulmonary fibrosis; internal medicine, such as inflammatory peritonitis, inflammatory bowel disease, Crohn's disease, ulcerative colitis, autoimmune gastritis, H.pylori-associated gastric and duodenal ulcer disease, diabetes, pancreatitis, glomerulonephritis, chronic active hepatitis, excess dietary alcohol intake disease, renal disease, polycystic kidney disease, burns, organ apoptosis after burn injury, haemorrhagic shock, organ failure (e.g., hepatic failure, acute renal failure, and acute respiratory failure), and endometriosis; transplants, such as graft vs. host disease (GVHD) and organ transplant rejection; oncology, such as leukemias and related disorders, myelodysplastic syndrome, multiple myeloma-related bone disorder, acute myelogenous leukemia, chronic myelogenous leukemia, metastatic melanoma, Kaposi's sarcoma, and multiple myeloma; cardiovascular, such as chronic heart disease, acute heart disease, myocardial infarction, myocardial ischemia, congestive heart failure, atherosclerosis, coronary artery bypass graft (CABG), and acute coronary syndrome; the central and peripheral nervous systems, such as Alzheimer's disease, Parkinson's disease, Huntington's disease, Kennedy's disease, prion disease, cerebral ischemia, epilepsy, spinal muscular atrophy, amyotrophic lateral sclerosis, multiple sclerosis, HIV-related encephalitis, traumatic brain injury, spinal cord injury, neurological damage due to stroke, diabetic neuropathy, and acute and chronic pain; ophthalmology, such as uveitis, retinal disorders, diabetic retinopathy, glaucoma, and keratitis; infectious diseases, such as viral mediated disease, sepsis, septic shock, Shigellosis, hepatitis-B, hepatitis-C, hepatitis-G, yellow fever, dengue fever, Japanese encephalitis, HIV infection, tuberculosis, meningitis, Pseudomonas infection, and Acinetobacter infection; and other diseases, such as aging. The compounds and compositions are also useful in treating complications associated with coronary artery bypass grafts. The amount of compound present in the above-described compositions should be sufficient to cause a detectable decrease in the severity of the disease or in caspase activity and/or cell apoptosis, as measured by any of the assays known in the art.

[0087] According to another embodiment, the compositions of this invention may further comprise another therapeutic agent. Such agents include, but are not limited to, thrombolytic agents such as tissue plasminogen activator and streptokinase. When a second agent is used, the second agent may be administered either as a separate dosage form or as part of a single dosage form with the compounds or compositions of this invention. Accordingly, a combined preparation for simultaneous, separate, or sequential use is provided by this invention.

[0088] Dosage levels of between about 0.01 and about 100 mg/kg body weight per day, preferably between about 0.5 and about 75 mg/kg body weight per day of the protease inhibitor compounds described herein are useful in a monotherapy for the prevention and treatment of a disease involving caspase activity and/or apoptosis.

[0089] Typically, the pharmaceutical compositions of this invention will be administered from about 1 to about 5 times

per day or alternatively, as a continuous infusion. Such administration can be used as a chronic or acute therapy. The amount of active ingredient that may be combined with the carrier materials to produce a single dosage form will vary depending upon the host treated and the particular mode of administration. A typical preparation will contain from about 5% to about 95% active compound (w/w). Preferably, such preparations contain from about 20% to about 80% active compound.

[0090] When the compositions of this invention comprise a combination of a compound of formula I and one or more additional therapeutic or prophylactic agents, both the compound and the additional agent should be present at dosage levels of between about 10 to 100%, and more preferably between about 10 to 80% of the dosage normally administered in a monotherapy regimen.

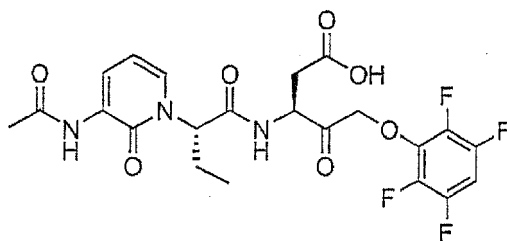
[0091] It should also be understood that a specific dosage and treatment regimen for any particular patient will depend upon a variety of factors, including the activity of the specific compound employed, the age, body weight, general health, sex, diet, time of administration, rate of excretion, drug combination, and the judgment of the treating physician and the severity of the particular disease being treated. The amount of active ingredients will also depend upon the particular compound and other therapeutic agent, if present, in the composition.

[0092] In a preferred embodiment, the invention provides a method of treating a mammal, having one of the aforementioned diseases, comprising the step of administering to said mammal a pharmaceutically acceptable composition described above. In this embodiment, if the patient is also administered another therapeutic agent or caspase inhibitor, it may be delivered together with the compound of this invention in a single dosage form, or, as a separate dosage form. When administered as a separate dosage form, the other caspase inhibitor or agent may be administered prior to, at the same time as, or following administration of a pharmaceutically acceptable composition comprising a compound of this invention.

[0093] In order that this invention be more fully understood, the following preparative and testing examples are set forth. These examples are for the purpose of illustration only and are not to be construed as limiting the scope of the invention in any way.

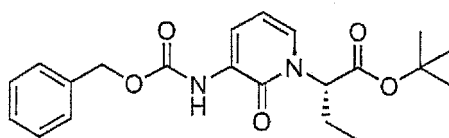
Example 1

[0094] (S,S)-3-[2-(3-Acetylamino-2-oxo-2H-pyridin-1-yl)-butyrylamino]-4-oxo-5-(2,3,5,6-tetrafluoro-phenoxy)-penta-noic acid



Method A:

[0095] (S)-2-(3-Benzoyloxycarbonylamino-2-oxo-2H-pyridin-1-yl)-butyric acid *tert*-butyl ester

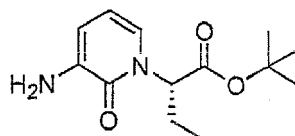


[0096] To a cooled (0°C) solution of (R)-*tert*-butyl hydroxybutyrate (1.03 g, 6.43 mmol) in dichloromethane (25 mL), was slowly added 2,6-lutidine (1.38 g, 12.9 mmol) and then trifluoromethanesulfonic anhydride (3.45 g, 12.2 mmol). The resulting mixture was stirred at 0°C for 1 hour, then partitioned between *tert*-butylmethyl ether (150 mL) and an aqueous solution of 1M HCl (30 mL). The organic layer was washed with brine (30 mL), dried (sodium sulfate), filtered and concentrated to afford the triflate as a light brown oil.

[0097] To a solution of (2-oxo-1,2-dihydro-pyridin-3-yl)-carbamic acid benzyl ester (P. Warner et al., J. Med. Chem., 37, 19, 1994, 3090-3099) (1.73 g, 7.07 mmol) in dry THF (60 mL) was added sodium hydride (60% dispersion, 257 mg, 6.43 mmol) and the solution was stirred at room temperature for 45 minutes. The reaction mixture was then slowly transferred with a canula onto a solution of the triflate prepared above in THF (3 mL). The reaction mixture was stirred at room temperature for 90 minutes and quenched with aqueous ammonium chloride (10 mL). Most of the solvent was evaporated and the residue was partitioned between EtOAc and saturated aqueous NH_4Cl . The organic layer was washed with brine (30 mL), dried (MgSO_4), filtered and evaporated. The residue was purified by flash chromatography (10% ethyl acetate/hexane) to afford the title compound as a colourless oil (2.48 g, 100%): ^1H NMR (400 MHz, CDCl_3) δ 0.92 (3H, t), 1.45 (9H, s), 1.94 (1H, m), 2.25 (1H, m), 5.23 (2H, s), 5.47 (1H, dd), 6.32 (1H, t), 7.01 (1H, d), 7.32-7.43 (5H, m), 7.92 (1H, s), 8.06 (1H, br d).

Method B:

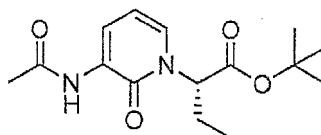
[0098] (S)-2-(3-Amino-2-oxo-2H-pyridin-1-yl)-butyric acid *tert*-butyl ester



[0099] To a solution of (S)-2-(3-Benzoyloxycarbonylamino-2-oxo-2H-pyridin-1-yl)-butyric acid *tert*-butyl ester (2.48 g, 6.43 mmol) in a mixture of MeOH (15 mL) and EtOAc (15 mL) was added 10% Pd/C (250 mg). The mixture was degassed and stirred at room temperature for 90 minutes under an atmosphere of hydrogen (balloon pressure). The reaction mixture was filtered through a short pad of silica which was then flushed with MeOH. The combined filtrates were evaporated under reduced pressure to afford the title compound as a white solid (1.62 g, 100%); ^1H NMR (400 MHz, CDCl_3) δ 0.91 (3H, t), 1.44 (9H, s), 1.91 (1H, m), 2.21 (1H, m), 4.24 (2H, br s), 5.50 (1H, dd), 6.11 (1H, t), 6.53 (1H, d), 6.77 (1H, d).

Method C:

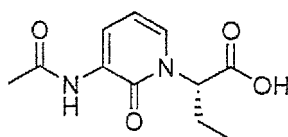
[0100] (S)-2-(3-Acetylamino-2-oxo-2H-pyridin-1-yl)-butyric acid *tert*-butyl ester



[0101] To a cooled (0°C) solution of (S)-2-(3-Amino-2-oxo-2H-pyridin-1-yl)-butyric acid *tert*-butyl ester (500 mg, 1.98 mmol) in dichloromethane (5 mL) was added triethylamine (220 mg, 2.18 mmol) followed by acetic anhydride (202 mg, 1.98 mmol). The reaction mixture was stirred at room temperature for 12 hours and then partitioned between EtOAc and aqueous 1M HCl. The organic layer was washed with saturated aqueous NaHCO_3 , brine (30 mL), dried (MgSO_4), filtered and evaporated. The residue was purified by flash chromatography (40% ethyl acetate/hexane) to afford the title compound as a colourless oil (569 mg, 97%): ^1H NMR (400 MHz, CDCl_3) δ 0.87 (3H, t), 1.40 (9H, s), 1.91 (1H, m), 2.13 (3H, s), 2.19 (1H, m), 5.38 (1H, dd), 6.26 (1H, t), 6.99 (1H, d), 8.33 (1H, d), 8.43 (1H, br s).

Method D:

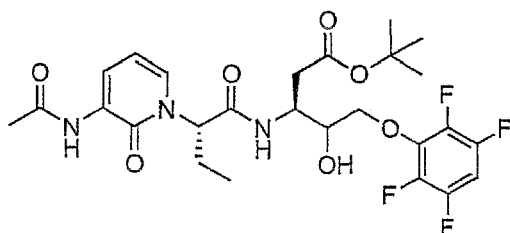
[0102] (S)-2-(3-Acetylamino-2-oxo-2H-pyridin-1-yl)-butyric acid



[0103] A solution of (S)-2-(3-Acetylamino-2-oxo-2H-pyridin-1-yl)-butyric acid *tert*-butyl ester (569 mg, 1.93 mmol) in dichloromethane (5 mL) was cooled to 0°C. Trifluoroacetic acid (5 mL) was added and the resulting mixture allowed to warm to room temperature and stir for 2 hours. The mixture was then concentrated under reduced pressure and the residue redissolved in dichloromethane. This process was repeated several times in order to remove excess trifluoroacetic acid. The resulting solid was slurried in diethyl ether, filtered and washed with more diethyl ether. The solid was then dried to constant weight under vacuum. This gave the title product as a white solid (327 mg, 71%); ¹H NMR (400 MHz, d₆-DMSO) δ 0.78 (3H, t), 2.02-2.17 (5H, m), 4.98 (1H, dd), 6.29 (1H, t), 7.35 (1H, d), 8.21 (1H, d), 9.30 (1H, s), 13.07 (1H, vbr s).

Method E:

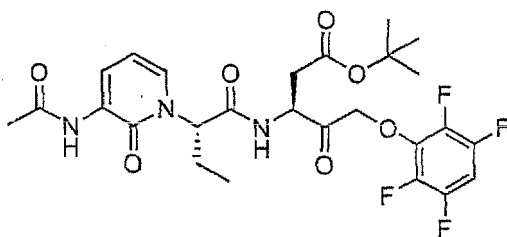
[0104] (S, S)-3-[2-(3-Acetylamino-2-oxo-2H-pyridin-1-yl)-butyrylamino]-4-hydroxy-5-(2,3,5,6-tetrafluoro-phenoxy)-pentanoic acid *tert*-butyl ester



[0105] A stirred mixture of (S)-2-(3-Acetylamino-2-oxo-2H-pyridin-1-yl)-butyric acid (100 mg, 0.42 mmol), 3-amino-5-(2,3,5,6-tetrafluorophenoxy)-4-hydroxy-pentanoic acid *tert*-butyl ester (163 mg, 0.462 mmol), HOBt (62 mg, 0.462 mmol), DMAP (56 mg, 0.462 mmol) and THF (5 mL) was cooled to 0°C then EDC (89 mg, 0.462 mmol) was added. The mixture was allowed to warm to room temperature during 16h then concentrated under reduced pressure. The residue was purified by flash chromatography (50-50% ethyl acetate/hexane) to afford the title compound as a white foam (221 mg, 92%); ¹H NMR (400 MHz, CDCl₃) δ 0.88-0.93 (3H, m), 1.37-1.38 (9H, 2s), 1.86-1.96 (1H, m), 2.15-2.25 (4H, m), 2.55-2.71 (2H, m), 3.70-4.64 (5H, m), 5.30-5.39 (1H, m), 6.30-6.35 (1H, m), 6.75-6.86 (1H, m), 7.17-7.31 (2H, m), 8.31-8.47 (2H, m).

Method F:

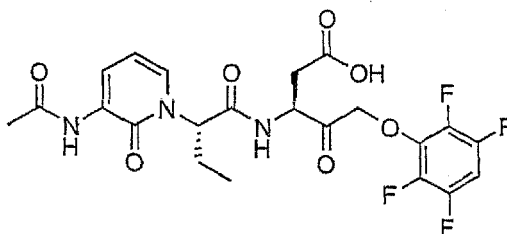
[0106] (S,S)-3-[2-(3-Acetylamino-2-oxo-2H-pyridin-1-yl)-butyrylamino]-4-oxo-5-(2,3,5,6-tetrafluoro-phenoxy)-pentanoic acid *tert*-butyl ester



[0107] A stirred solution of (S,S)-3-[2-(3-Acetylamino-2-oxo-2H-pyridin-1-yl)-butyrylamino]-4-hydroxy-5-(2,3,5,6-tetrafluoro-phenoxy)-pentanoic acid *tert*-butyl ester (221 mg, 0.385 mmol) in anhydrous DCM (10 mL) was treated with 1,1,1-triacetoxy-1,1-dihydro-1,2-benziodoxol-3(1H)-one (212 mg, 0.5 mmol) at 0°C. The resulting mixture was kept at 0°C for 2hr, diluted with ethyl acetate, then poured into a 1:1 mixture of saturated aqueous sodium hydrogen carbonate and saturated aqueous sodium thiosulfate. The organic layer was removed and the aqueous layer re-extracted with ethyl acetate. The combined organic extracts were dried (Magnesium sulfate) and concentrated. The residue was purified by flash chromatography (50-50% ethyl acetate/hexane) to afford the title compound as a white solid (187 mg, 85%); ¹H NMR (400 MHz, CDCl₃) δ 0.93 (3H, t), 1.36 (3H, s), 1.95 (1H, m), 2.21 (3H, s), 2.25 (1H, m), 2.73 (2H, dd), 2.89 (1H, dd), 4.91 (1H, m), 5.04-5.17 (2H, m), 5.47 (1H, m), 6.34 (1H, t), 6.80 (1H, m), 7.19 (1H, m), 7.68 (1H, d), 8.36-8.41 (2H, m).

Method G:

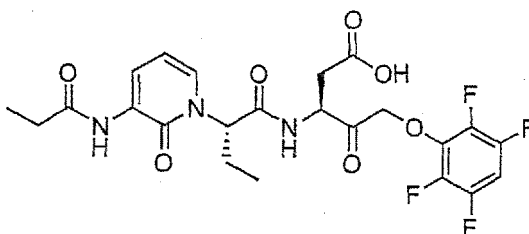
[0108] (S,S)-3-[2-(3-Acetylamino-2-oxo-2*H*-pyridin-1-yl)-butyrylamino]-4-oxo-5-(2,3,5,6-tetrafluoro-phenoxy)-pentanoic acid



[0109] A solution of (S,S)-3-[2-(3-Acetylamino-2-oxo-2*H*-pyridin-1-yl)-butyrylamino]-4-oxo-5-(2,3,5,6-tetrafluoro-phenoxy)-pentanoic acid tert-butyl ester (187 mg, 0.327 mmol) in dichloromethane (5 mL) was cooled to 0°C. Trifluoroacetic acid (5 ml) was added and the resulting mixture allowed to warm to room temperature and stir for 2 hours. The mixture was then concentrated under reduced pressure and the residue redissolved in dichloromethane. This process was repeated several times in order to remove excess trifluoroacetic acid. The resulting solid was slurried in diethyl ether, filtered and washed with more diethyl ether. The solid was then dried to constant weight under vacuum. This gave the title product as a white solid (138 mg, 82%); ¹H NMR (400 MHz, d₆-DMSO) δ 0.78 (3H, t), 1.87-2.13 (5H, m), 2.56-2.78 (2H, m), 4.62 (1H, m), 5.18-5.29 (2H, m), 5.40 (1H, m), 6.28 (1H, t), 7.37 (1H, d), 7.53-7.66 (1H, m), 8.17-8.21 (1H, m), 8.92 (1H, d), 9.21 (1H, s), 12.51 (1H, br s); ¹⁹F NMR (376 MHz, d₆-DMSO, proton-decoupled) δ -156.9, -141.1; M+H 516.2, M-H 514.2.

Example 2

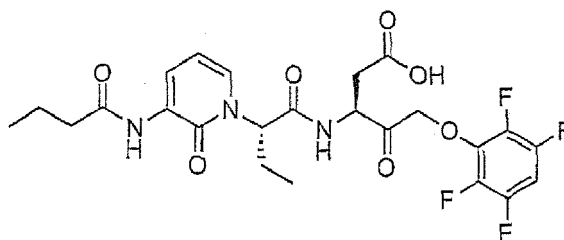
[0110] (S,S)-4-Oxo-3-[2-(2-oxo-3-propionylamino-2*H*-pyridin-1-yl)-butyrylamino]-5-(2,3,5,6-tetrafluoro-phenoxy)-pentanoic acid



[0111] Prepared from (S)-2-(3-Amino-2-oxo-2*H*-pyridin-1-yl)-butyric acid tert-butyl ester and propionic anhydride according to methods C-G; white solid; IR (solid) 1584, 1642, 1662, 1717, 1749 cm⁻¹; ¹H NMR (400 MHz, d₆-DMSO) δ 0.78 (3H, t), 1.04 (3H, t), 1.88-2.11 (2H, m), 2.43 (2H, q), 2.59 (1H, d), 2.75 (1H, dd), 4.61 (1H, m), 5.18-5.29 (2H, 2dd), 5.40 (1H, m), 6.29 (1H, t), 7.37 (1H, d), 7.58 (1H, m), 8.22 (1H, d), 8.91 (1H, d), 9.08 (1H, s), 12.50 (1H, br s); ¹⁹F NMR (376 MHz, d₆-DMSO, proton-decoupled) δ -140.6 -140.8, -141.1, -156.8, -157.0; M+H 530.2, M-H 528.3.

Example 3

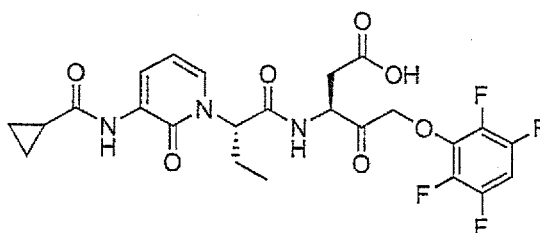
[0112] (S,S)-3-[2-(3-Butyrylamino-2-oxo-2*H*-pyridin-1-yl)-butyrylamino]-4-oxo-5-(2,3,5,6-tetrafluoro-phenoxy)-pentanoic acid



[0113] Prepared from (S)-2-(3-Amino-2-oxo-2H-pyridin-1-yl)-butyric acid *tert*-butyl ester and butyryl chloride according to methods C-G; beige solid; IR (solid) 1659, 1645, 1509, 1490 cm^{-1} ; ^1H NMR (400 MHz, d_6 -DMSO) δ 0.76-0.80 (3H, m), 0.88 (3H, t), 1.53-1.58 (2H, m), 1.88-1.93 (1H, m), 2.01-2.09 (1H, m), 2.37-2.41 (2H, m), 2.59 (1H, dd), 2.70-2.81 (1H, m), 4.59-4.63 (1H, m), 5.20-5.25 (2H, m), 5.38-5.50 (1H, 2 x m), 7.36-7.38 (1H, m), 7.55-7.61 (1H, m), 8.21-8.23 (1H, m), 8.61-8.92 (1H, 3 x d), 9.06-9.10 (1H, m), 12.49 (1H, br s); ^{19}F NMR (376 MHz, d_6 -DMSO, proton-decoupled) δ -140.6, -141.1, -156.9, -157.0; M+H 544.3, M-H 542.3.

Example 4

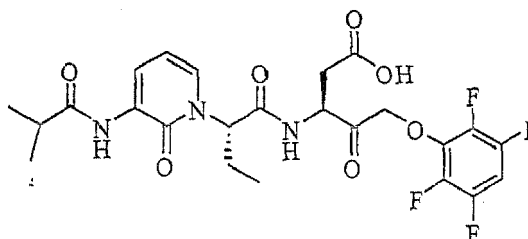
[0114] (S,S)-3-[2-((S)-2-(3-(cyclopropanecarbonylamino)-2-oxo-2H-pyridin-1-yl)-butyrylamino)-4-oxo-5-(2,3,5,6-tetrafluorophenoxy)-pentanoic acid



[0115] Prepared from (S)-2-(3-Amino-2-oxo-2H-pyridin-1-yl)-butyric acid *tert*-butyl ester and cyclopropanecarbonyl chloride according to methods C-G; white solid; ^1H NMR (400 MHz, d_6 -DMSO) δ 0.74-0.82 (7H, m), 1.93 (1H, m), 2.07 (1H, m), 2.17 (1H, m), 2.59 (1H, d), 2.75 (1H, dd), 4.62 (1H, m), 5.19-5.30 (2H, 2dd), 5.41 (1H, m), 6.27 (1H, t), 7.37 (1H, d), 7.57 (1H, m), 8.17 (1H, d), 8.92 (1H, d), 9.49 (1H, s), 12.51 (1H, br s); M+H 542.2, M-H 540.3.

Example 5

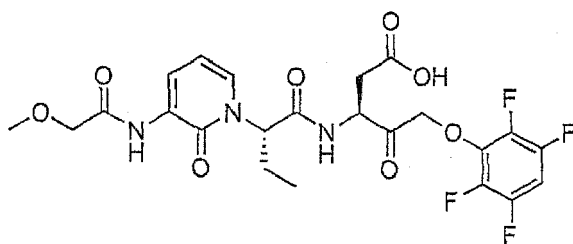
[0116] (S,S)-3-[2-((S)-2-(3-(isobutyrylamino)-2-oxo-2H-pyridin-1-yl)-butyrylamino)-4-oxo-5-(2,3,5,6-tetrafluorophenoxy)-pentanoic acid



[0117] Prepared from (S)-2-(3-Amino-2-oxo-2H-pyridin-1-yl)-butyric acid *tert*-butyl ester and isobutyryl chloride according to methods C-G; white solid; IR (solid) 1664, 1517, 1491 cm^{-1} ; ^1H NMR (400 MHz, d_6 -DMSO) δ 1.75-1.85 (3H, m), 1.05 (6H, d), 1.9-2.1 (2H, m), 2.6-2.9 (3H, m), 4.55-4.62 (1H, m), 5.2-5.35 (2H, m), 5.4-5.43 (1H, m), 6.25 (1H, t), 7.4-7.45 (1H, m), 7.6-7.7 (1H, m), 8.2-8.24 (1H, m), 8.8-9.0 (2H, m); M+H 544.3, M-H 542.3.

Example 6

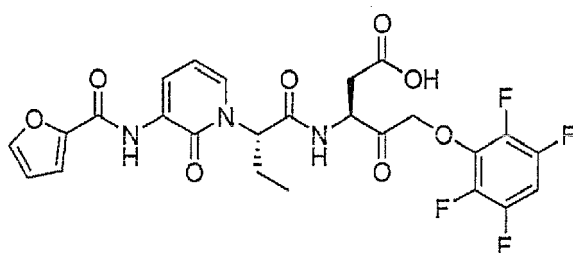
[0118] (S,S)-3-{2-[3-(2-Methoxy-acetylamino)-2-oxo-2*H*-pyridin-1-yl]-butyrylamino}-4-oxo-5-(2,3,5,6-tetrafluorophenoxy)-pentanoic acid



[0119] Prepared from (S)-2-(3-Amino-2-oxo-2*H*-pyridin-1-yl)-butyric acid *tert*-butyl ester and methoxyacetyl chloride according to methods C-G; pink solid; ¹H NMR (400 MHz, d₆-DMSO) δ 0.75-0.80 (3H, m), 1.88-1.97 (1H, m), 2.02-2.10 (1H, m), 2.56-2.63 (1H, m), 2.72-2.79 (1H, m), 3.37-3.40 (3H, m), 4.00-4.03 (2H, m), 4.53-4.65 (1H, m), 5.13-5.46 (3H, m), 6.32-6.35 (1H, m), 7.39-7.45 (1H, m), 7.51-7.66 (1H, m), 8.21-8.26 (1H, m), 8.92-8.98 (1H, m), 9.12-9.17 (1H, m), 12.51 (1H, br s); M+H 546.2, M-H 544.2.

Example 7

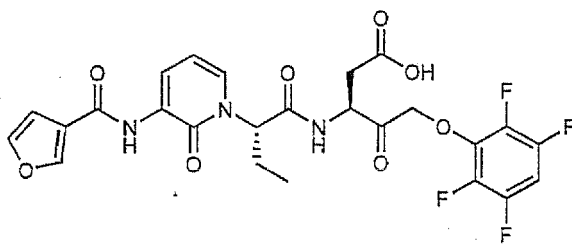
[0120] (S,S)-3-(2-{3-[(Furan-2-carbonyl)-amino]-2-oxo-2*H*-pyridin-1-yl}-butyrylamino)-4-oxo-5-(2,3,5,6-tetrafluorophenoxy)-pentanoic acid



[0121] Prepared from (S)-2-(3-Amino-2-oxo-2*H*-pyridin-1-yl)-butyric acid *tert*-butyl ester and 2-furoyl chloride according to methods C-G; white solid; ¹H NMR (400 MHz, d₆-DMSO) δ 0.81 (3H, m), 1.95 (1H, m), 2.09 (1H, m), 2.60 (1H, dd), 2.77 (1H, dd), 4.61 (1H, m), 5.19-5.29 (2H, m), 5.42 (1H, m), 6.39 (1H, t), 6.74 (1H, m), 7.30 (1H, m), 7.46-7.58 (2H, m), 7.95 (1H, m), 8.27 (1H, d), 8.98 (1H, d), 9.16 (1H, s), 12.50 (1H, br s); M+H 568.3, M-H 566.3.

Example 8

[0122] (S,S)-3-(2-{3-[(Furan-3-carbonyl)-amino]-2-oxo-2*H*-pyridin-1-yl}-butyrylamino)-4-oxo-5-(2,3,5,6-tetrafluorophenoxy)-pentanoic acid

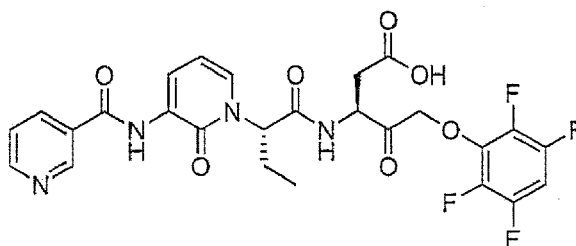


[0123] Prepared from (S)-2-(3-Amino-2-oxo-2*H*-pyridin-1-yl)-butyric acid *tert*-butyl ester and 3-furoyl chloride according to methods C-G; off-white solid; IR (solid) 1748, 1711, 1663, 1640, 1583, 1517, 1488 cm⁻¹; ¹H NMR (400 MHz, d₆-

DMSO) δ 0.80 (3H, m), 1.90-2.20 (2H, m), 2.60-2.90 (2H, m), 4.65 (1H, m), 5.10-5.60 (3H, m), 6.40 (1H, t), 6.95 (1H, m), 7.40-7.65 (2H, m), 7.85 (1H, s), 8.20 (1H, m), 8.50 (1H, m), 8.90-9.20 (2H, m); ^{19}F NMR (376 MHz, d6-DMSO, proton-decoupled) δ -141.0, -156.8; M+H 568.2, M-H 566.3.

Example 9

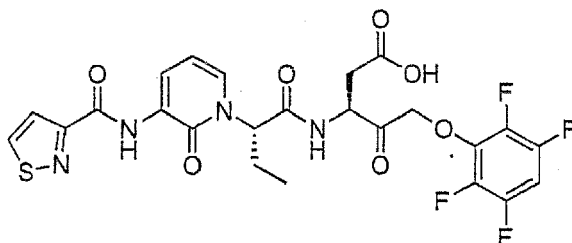
[0124] (S,S)-4-oxo-3-(2-{2-oxo-3-[(pyridine-3-carbonyl)-amino]-2H-pyridin-1-yl}-butyrylamino)-5-(2,3,5,6-tetrafluorophenoxy)-pentanoic acid



[0125] Prepared from (S)-2-(3-Amino-2-oxo-2H-pyridin-1-yl)-butyric acid *tert*-butyl ester and 3-pyridinecarbonyl chloride according to methods C-G (isolated as a TFA salt); yellow solid; IR (solid) 1745, 1678, 1650, 1517, 1488; ^1H NMR (400 MHz, d6-DMSO) δ 0.80 (3H, m), 1.90-2.30 (2H, m), 2.50-2.90 (2H, m), 4.65 (1H, m), 5.10-5.65 (3H, m), 6.45 (1H, t), 7.40-7.80 (3H, m), 8.10-8.40 (2H, m), 8.85 (1H, s), 8.90-9.20 (2H, m), 9.65 (1H, m); ^{19}F NMR (376 MHz, d6-DMSO, proton-decoupled) δ -141.0, -156.8; M+H 579.2, M-H 577.3.

Example 10

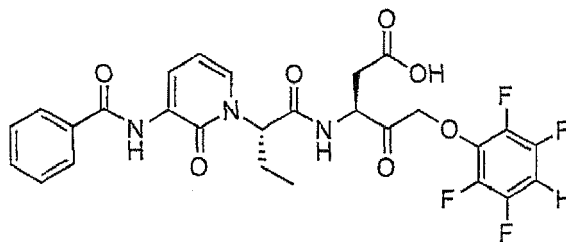
[0126] (S,S)-3-(2-{3-[(isothiazole-3-carbonyl)-amino]-2-oxo-2H-pyridin-1-yl}-butyrylamino)-4-oxo-5-(2,3,5,6-tetrafluorophenoxy)-pentanoic acid



[0127] Prepared from (S)-2-(3-Amino-2-oxo-2H-pyridin-1-yl)-butyric acid *tert*-butyl ester and 3-isothiazolecarbonyl chloride according to methods C-G; pink solid; IR (solid) 1678, 1649, 1516, 1493 cm^{-1} ; ^1H NMR (400 MHz, d6-DMSO) δ 0.85 (3H, m), 1.85-2.30 (2H, m), 2.50-2.90 (2H, m), 4.20-4.70 (1H, 2m), 5.10-5.60 (3H, m), 6.45 (1H, t), 7.40-7.70 (2H, m), 7.95 (1H, m), 8.40 (1H, d), 8.95-9.15 (1H, 2m), 9.30 (1H, d), 10.00 (1H, 2s); ^{19}F NMR (376 MHz, d6-DMSO, proton-decoupled) δ -141.0, -156.9; M+H 585.1, M-H 583.2.

Example 11

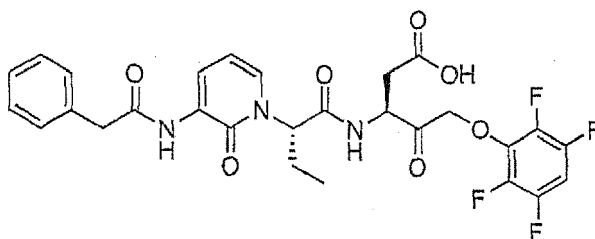
[0128] (S,S)-3-[2-(3-Benzoylamino-2-oxo-2H-pyridin-1-yl)-butyrylamino]-4-oxo-5-(2,3,5,6-tetrafluorophenoxy)-pentanoic acid



[0129] Prepared from (S)-2-(3-Amino-2-oxo-2H-pyridin-1-yl)-butyric acid *tert*-butyl ester and benzoyl chloride according to methods C-G; pink solid; IR (solid) 1645, 1509, 1490 cm^{-1} ; ^1H NMR (400 MHz, d_6 -DMSO) δ 0.79-0.85 (3H, m), 1.95-1.99 (1H, m), 2.06-2.10 (1H, m), 2.60 (1H, dd), 2.77 (1H, dd), 4.59-4.63 (1H, m), 5.25 (2H, m), 5.42-5.55 (1H, m), 6.38-6.42 (1H, m), 7.51-7.62 (5H, m), 7.89-7.91 (2H, m), 8.27-8.31 (1H, m), 8.69-8.99 (1H, m), 9.28 (1H, m); ^{19}F NMR (376 MHz, d_6 -DMSO, proton-decoupled) δ -140.6, -141.0, -156.9, -157.0; M+H 578.2, M-H 576.2.

Example 12

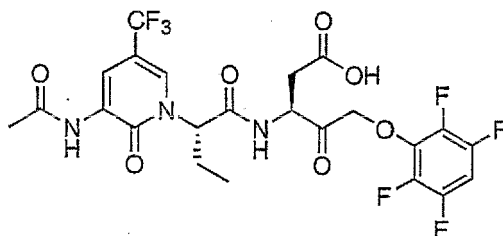
[0130] (S, S)-4-Oxo-3-[2-(2-oxo-3-phenylacetyl-amino-2H-pyridin-1-yl)-butyrylamino]-5-(2,3,5,6-tetrafluorophenoxy)-pentanoic acid



[0131] Prepared from (S)-2-(3-Amino-2-oxo-2H-pyridin-1-yl)-butyric acid *tert*-butyl ester and phenylacetyl chloride according to methods C-G; pink solid; IR (solid) 1659, 1635, 1519 cm^{-1} ; ^1H NMR (400 MHz, d_6 -DMSO) δ 0.77 (3H, t), 1.85-1.96 (1H, m), 2.03-2.07 (1H, m), 2.59 (1H, dd), 2.71-2.77 (1H, m), 3.79 (2H, s), 4.61-4.66 (1H, m), 5.16-5.29 (2H, m), 5.35-5.44 (1H, m), 6.28 (1H, t), 7.24-7.39 (6H, m), 7.52-7.67 (1H, m), 8.19-8.21 (1H, m), 8.61-8.92 (1H, m), 9.28 (1H, br s); ^{19}F NMR (376 MHz, d_6 -DMSO, proton-decoupled) δ -140.6, -141.0, -156.90, -157.0; M+H 592.2, M-H 590.2.

Example 13

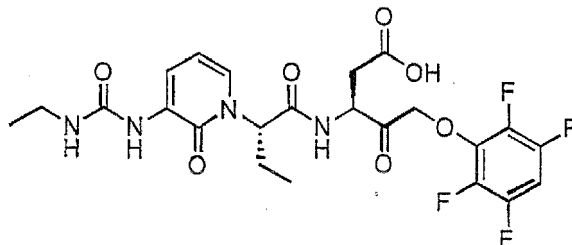
[0132] (S, S)-3-[2-(3-Acetyl-amino-2-oxo-5-trifluoromethyl-2H-pyridin-1-yl)-butyrylamino]-4-oxo-5-(2,3,5,6-tetrafluorophenoxy)-pentanoic acid



[0133] Prepared from (2-oxo-5-trifluoromethyl-1,2-dihydro-pyridin-3-yl)-carbamic acid benzyl ester according to methods A-G; white solid; IR (solid) 1659, 1514 cm^{-1} ; ^1H NMR (400 MHz, d_6 -DMSO) δ 0.79 (3H, t), 2.07-2.33 (5H, m), 2.59-2.79 (2H, m), 4.59-4.63 (1H, m), 5.18-5.29 (2H, m), 5.41-5.45 (1H, m), 7.55-7.62 (1H, m), 7.89 (1H, s), 8.41-8.43 (1H, m), 9.04 (1H, d), 9.61-9.63 (1H, m); ^{19}F NMR (376 MHz, d_6 -DMSO, proton-decoupled) δ -61.4, -140.7, -141.1, -156.8-156.9 -157.02, -157.1; M+H 584.2, M-H 582.2.

Example 14

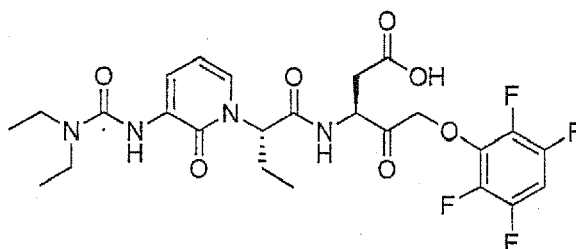
[0134] (S, S)-3-{2-[3-(3-Ethyl-ureido)-2-oxo-2H-pyridin-1-yl]-butyrylamino}-4-oxo-5-(2,3,5,6-tetrafluoro-phenoxy)-pentanoic acid



[0135] Prepared from (S)-2-(3-Amino-2-oxo-2H-pyridin-1-yl)-butyric acid *tert*-butyl ester and ethyl isocyanate according to methods C-G; pink solid; IR (solid) 1664, 1645, 1550, 1493, 1208 cm⁻¹; ¹H NMR (400 MHz, d₆-DMSO) δ 0.80 (3H, t), 1.05 (3H, t), 1.80-2.20 (2H, m), 2.50-2.85 (2H, m), 3.15 (2H, m), 4.65 (1H, m), 5.25 (2H, dd), 5.40 (1H, m), 6.25 (1H, t), 7.15 (1H, s), 7.25 (1H, d), 7.60 (1H, m), 8.05 (1H, m), 8.20 (1H, s), 8.95 (1H, d); ¹⁹F NMR (376 MHz, d₆-DMSO, proton-decoupled) δ -141.1, -156.9; M+H 545.2, M-H 543.2.

Example 15

[0136] (S, S)-3-{2-[3-(3,3-Diethyl-ureido)-2-oxo-2H-pyridin-1-yl]-butyrylamino}-4-oxo-5-(2,3,5,6-tetrafluoro-phenoxy)-pentanoic acid



Method H:

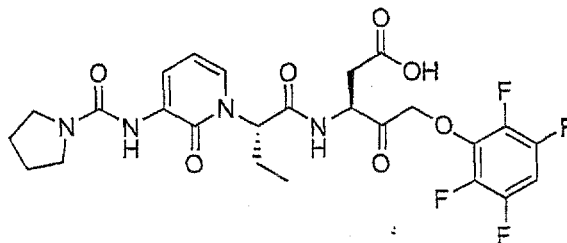
[0137] To a cooled (0°C) solution of (S)-2-(3-Amino-2-oxo-2H-pyridin-1-yl)-butyric acid *tert*-butyl ester (400 mg, 1.59 mmol) in dichloroethane (3 mL) was added triethylamine (0.254 mL, 1.82 mmol). This solution was added dropwise to a solution of diphosgene (0.11 mL, 0.91 mmol) in dichloroethane (7 mL) at 0°C over 10 minutes. The reaction mixture was stirred at room temperature for 90 minutes and then partitioned between EtOAc and aqueous 1M HCl. The organic layer was washed with brine, dried (MgSO₄), filtered and evaporated to afford the isocyanate as a brown oil.

[0138] To a cooled (0°C) solution of the isocyanate prepared above (244 mg, 0.79 mmol) in dichloroethane (4 mL) was added triethylamine (0.122 mL, 0.87 mmol) followed by diethylamine (0.082 mL, 0.79 mmol). The reaction mixture was stirred at room temperature for 3 hours and then partitioned between EtOAc and aqueous 1M HCl. The organic layer was washed with brine, dried (MgSO₄), filtered and evaporated to afford a brown oily residue which was purified by flash column chromatography (50% ethyl acetate/hexane) to afford the diethylurea as a colourless oil.

[0139] This intermediate was involved in the sequence described in methods D-G to afford the title compound; pink solid; IR (solid) 1640, 1512, 1213 cm⁻¹; ¹H NMR (400 MHz, d₆-DMSO) δ 0.75-0.95 (3H, m), 1.10-1.40 (6H, m), 1.90-2.25 (2H, m), 2.60-2.90 (2H, m), 3.30-3.50 (4H, m), 4.75 (1H, m), 5.10-5.60 (3H, m), 6.35 (1H, t), 7.30 (1H, m), 7.75 (1H, m), 7.80 (1H, m), 8.05 (1H, m), 8.95-9.05 (1H, m); ¹⁹F NMR (376 MHz, d₆-DMSO, proton-decoupled) δ -141.0, -156.9; M+H 573.3, M-H 571.2.

Example 16

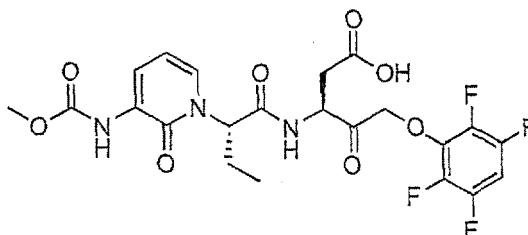
[0140] (S, S)-4-Oxo-3-(2-{2-oxo-3-[(pyrrolidine-1-carbonyl)-amino]-2H-pyridin-1-yl}-butyrylamino)-5-(2,3,5,6-tetrafluorophenoxy)-pentanoic acid



[0141] Prepared from (S)-2-(3-Amino-2-oxo-2H-pyridin-1-yl)-butyric acid *tert*-butyl ester and pyrrolidine according to methods H, D-G; pink solid; IR (solid) 1650, 1593, 1512, 1489, 1208 cm⁻¹; ¹H NMR (400 MHz, d₆-DMSO) δ 0.80 (3H, m), 1.80-2.20 (6H, m), 2.60-2.90 (2H, m), 3.30-3.50 (4H, m), 4.60-4.75 (1H, m), 5.10-5.50 (3H, m), 6.30 (1H, t), 7.35 (1H, m), 7.50-7.75 (2H, m), 8.00 (1H, m), 8.85-8.95 (1H, m); ¹⁹F NMR (376 MHz, d₆-DMSO, proton-decoupled) δ -141.1, -156.9; M+H 571.3, M-H 569.3.

Example 17

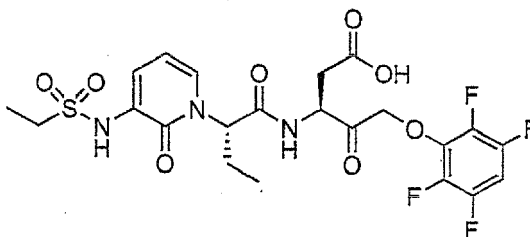
[0142] (S, S)-3-[2-(3-Methoxycarbonylamino-2-oxo-2H-pyridin-1-yl)-butyrylamino]-4-oxo-5-(2,3,5,6-tetrafluorophenoxy)-pentanoic acid



[0143] Prepared from (S)-2-(3-Amino-2-oxo-2H-pyridin-1-yl)-butyric acid *tert*-butyl ester and methyl chloroformate according to methods C-G; pink solid; IR (solid) 1644, 1661, 1709 cm⁻¹; ¹H NMR (400 MHz, d₆-DMSO) δ 0.81 (3H, m), 1.95 (1H, m), 2.09 (1H, m), 2.50-2.98 (2H, m), 3.70 (3H, s), 4.20-5.50 (4H, m), 6.31 (1H, m), 7.40 (1H, m), 7.59 (1H, m), 7.82 (1H, m), 8.20 (1H, s), 8.55-9.00 (1H, d); ¹⁹F NMR (376 MHz, d₆-DMSO, proton-decoupled) δ -140.6 -141.0, -141.1, -156.80, -156.9, -157.0, -157.1; M+H 532.3, M-H 530.3.

Example 18

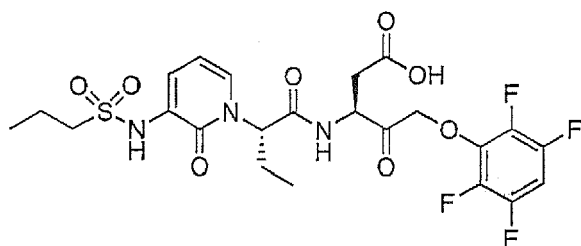
[0144] (S, S)-3-[2-(3-Ethanesulfonylamino-2-oxo-2H-pyridin-1-yl)-butyrylamino]-4-oxo-5-(2,3,5,6-tetrafluorophenoxy)-pentanoic acid



[0145] Prepared from (S)-2-(3-Amino-2-oxo-2H-pyridin-1-yl)-butyric acid *tert*-butyl ester and ethanesulfonyl chloride according to methods C-G; pink solid; ¹H NMR (400 MHz, d6-DMSO) δ 0.74-0.82 (3H, m), 1.17-1.25 (3H, m), 1.85-2.10 (2H, m), 2.54-2.79 (2H, m), 3.09-3.15 (2H, m), 4.58-4.68 (1H, m), 5.13-5.38 (2H, m), 6.26-6.31 (1H, m), 7.34-7.38 (1H, m), 7.51-7.73 (2H, m), 8.72-8.76 (1H, m), 8.89-8.97 (1H, m), 12.51 (1H, br s); M+H 566.2, M-H 564.2.

Example 19

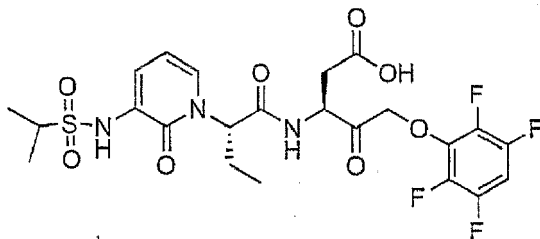
[0146] (S,S)-4-Oxo-3-{2-[2-oxo-3-(propane-1-sulfonylamino)-2H-pyridin-1-yl]-butyrylamino}-5-(2,3,5,6-tetrafluorophenoxy)-pentanoic acid



[0147] Prepared from (S)-2-(3-Amino-2-oxo-2H-pyridin-1-yl)-butyric acid *tert*-butyl ester and propanesulfonyl chloride according to methods C-G; pink solid; ¹H NMR (400 MHz, d6-DMSO) δ 0.74-0.82 (3H, m), 0.88-0.94 (3H, m), 1.63-1.74 (2H, m), 1.85-2.10 (2H, m), 2.56-2.79 (2H, m), 3.06-3.13 (2H, m), 4.58-4.68 (1H, m), 5.13-5.40 (2H, m), 6.26-6.31 (1H, m), 7.34-7.37 (1H, m), 7.50-7.62 (2H, m), 8.71-8.75 (1H, m), 8.90-8.97 (1H, m), 12.53 (1H, br s); M+H 580.3, M-H 578.3.

Example 20

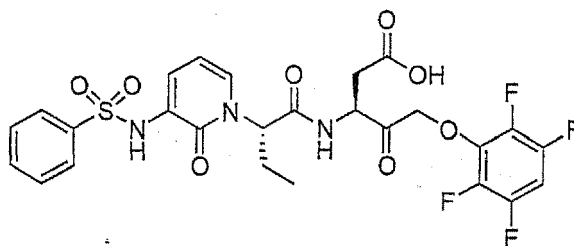
[0148] (S,S)-4-Oxo-3-{2-[2-oxo-3-(propane-2-sulfonylamino)-2H-pyridin-1-yl]-butyrylamino}-5-(2,3,5,6-tetrafluorophenoxy)-pentanoic acid



[0149] Prepared from (S)-2-(3-Amino-2-oxo-2H-pyridin-1-yl)-butyric acid *tert*-butyl ester and isopropylsulfonyl chloride using methods similar to C-G; pink solid; IR (solid) 1645, 1518 cm⁻¹; ¹H NMR (400 MHz, d6-DMSO) δ 1.7-1.8 (3H, m), 1.18-1.25 (6H, m), 1.85-2.05 (2H, m), 2.55-2.8 (2H, m), 3.2-3.3 (1H, m), 4.52-4.62 (1H, m), 5.15-5.32 (3H, m), 5.4-5.43 (1H, m), 6.25 (1H, t), 7.3-7.35 (1H, m), 7.45-7.6 (2H, m), 8.6-8.7 (1H, m), 8.9-9.0 (1H, m); M+H 580.2, M-H 578.2.

Example 21

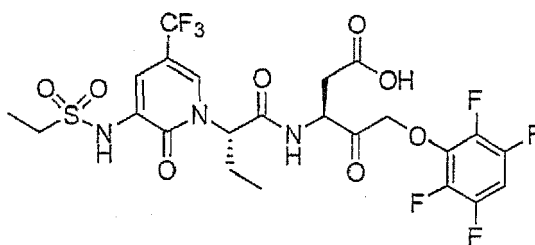
[0150] (S,S)-3-[2-(3-Benzenesulfonylamino-2-oxo-2H-pyridin-1-yl)-butyrylamino]-4-oxo-5-(2,3,5,6-tetrafluorophenoxy)-pentanoic acid



[0151] Prepared from (S)-2-(3-Amino-2-oxo-2H-pyridin-1-yl)-butyric acid *tert*-butyl ester and benzenesulfonyl chloride according to methods C-G; pink solid; ^1H NMR (400 MHz, $\text{d}_6\text{-DMSO}$) δ 0.55-0.66 (3H, m), 1.72-1.84 (1H, m), 1.91-2.01 (1H, m), 2.53-2.61 (1H, m), 2.68-2.76 (1H, m), 4.54-4.63 (1H, m), 5.06-5.32 (2H, m), 6.20-6.25 (1H, m), 6.98-7.86 (9H, m), 8.84-8.90 (1H, m), 9.40-9.45 (1H, m), 12.51 (1H, br s); M+H 614.1, M-H 612.1.

Example 22

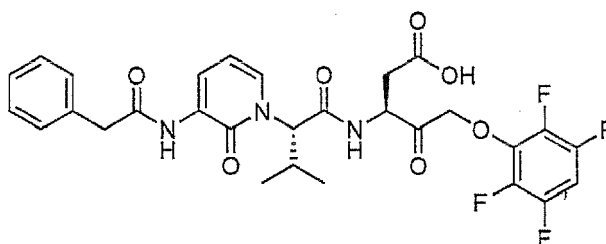
[0152] (S,S)-3-[2-(3-Ethanesulfonylamino-2-oxo-5-trifluoromethyl-2H-pyridin-1-yl)-butyrylamino]-4-oxo-5-(2,3,5,6-tetrafluorophenoxy)-pentanoic acid



[0153] Prepared from (2-oxo-5-trifluoromethyl-1,2-dihydro-pyridin-3-yl)-carbamic acid benzyl ester according to methods A-G; off-white solid; IR (solid) 1664, 1519 cm^{-1} ; ^1H NMR (400 MHz, $\text{d}_6\text{-DMSO}$) δ 0.78-0.87 (3H, m), 1.18-1.23 (3H, m), 1.99-2.14 (2H, m), 2.55-2.80 (2H, m), 3.19-3.25 (2H, m), 4.54-4.66 (1H, m), 5.20-5.30 (2H, m), 5.35-5.45 (1H, m), 7.47 (1H, m), 7.55-7.71 (1H, m), 8.01 (1H, s), 9.05 (1H, m), 9.31 (1H, s); ^{19}F NMR (376 MHz, $\text{d}_6\text{-DMSO}$, proton-decoupled) δ -63.11, -139.6, -157.1, -157.2; M+H 634.1, M-H 632.1.

Example 23

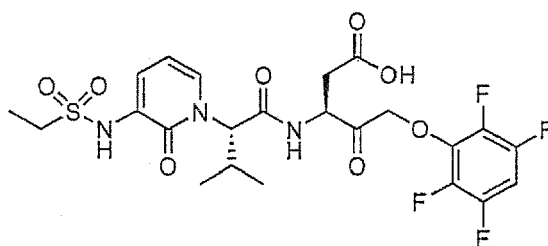
[0154] (S,S)-3-[3-Methyl-2-(2-oxo-3-phenylacetyl-amino-2H-pyridin-1-yl)-butyrylamino]-4-oxo-5-(2,3,5,6-tetrafluorophenoxy)-pentanoic acid



[0155] Prepared from (2-oxo-1,2-dihydro-pyridin-3-yl)-carbamic acid benzyl ester according to methods A-G; pink solid; IR (solid) 1644, 1683, 1740, 1791 cm^{-1} ; ^1H NMR (400 MHz, $\text{d}_6\text{-DMSO}$) δ 0.6 (3H, m), 1.0 (3H, m), 2.2-2.3 (1H, m), 2.5-3.0 (2H, m), 3.7-3.8 (2H, m), 4.1-5.4 (4H, m), 6.2-6.3 (1H, m), 7.2-7.4 (5H, m), 7.5-7.7 (2H, m), 8.1-8.2 (1H, m), 8.7-9.2 (2H, m); ^{19}F NMR (376 MHz, $\text{d}_6\text{-DMSO}$, proton-decoupled) δ -140.6, -141.0, -156.8, -157.0, -157.2; M+H 606.3, M-H 604.3.

Example 24

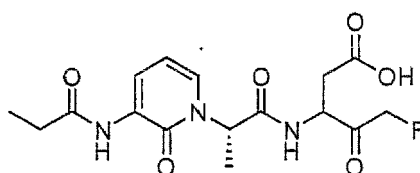
[0156] (S,S)-3-[2-(3-Ethanesulfonylamino-2-oxo-2H-pyridin-1-yl)-3-methyl-butyrylamino]-4-oxo-5-(2,3,5,6-tetrafluorophenoxy)-pentanoic acid



[0157] Prepared from (2-oxo-1,2-dihydro-pyridin-3-yl)-carbamic acid benzyl ester according to methods A-G; off-white solid; IR (solid) 1595, 1646, 1682, 1742, 1789 cm⁻¹; ¹H NMR (400 MHz, d₆-DMSO) δ 0.7 (3H, m), 0.9-1.0 (3H, m), 1.2 (3H, m), 2.3 (1H, m), 2.6-3.0 (2H, m), 3.1 (2H, m), 4.1-5.4 (4H, m), 6.3 (1H, m), 7.3 (1H, m), 7.5-7.7 (2H, m), 8.7-9.2 (2H, m); ¹⁹F NMR (376 MHz, d₆-DMSO, proton-decoupled) δ -140.6, -141.0, -156.7, -157.0, -157.1; M+H 580.2, M-H 578.3.

Example 25

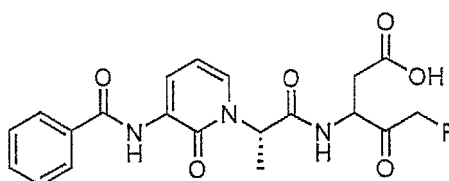
[0158] (S)-5-Fluoro-4-oxo-3-[2-(2-oxo-3-propionylamino-2H-pyridin-1-yl)-propionylamino]-pentanoic acid



[0159] Prepared from (2-oxo-1,2-dihydro-pyridin-3-yl)-carbamic acid benzyl ester and 3-Amino-5-fluoro-4-hydroxypentanoic acid *tert*-butyl ester according to methods A-G; pink solid; IR (solid) 1643, 1658, 1711, 1740 cm⁻¹; ¹H NMR (400 MHz, d₆-DMSO) δ 1.0-2.2 (3H, m), 1.4-1.6 (3H, m), 2.4-3.2 (4H, m), 4.2-4.6 (1.5H, m), 5.0-5.6 (2.5H, m), 6.3 (1H, m), 7.3 (1H, m), 8.2 (1H, m), 8.3-8.8 (1H, m), 9.1 (1H, m); ¹⁹F NMR (376 MHz, d₆-DMSO, proton-decoupled) δ -226.8, -226.9, -230.6, -231.4, -232.7, -232.8; M+H 370.4, M-H 368.3.

Example 26

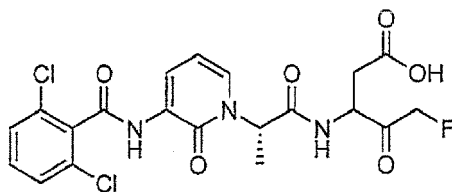
[0160] (S)-3-[2-(3-Benzoylamino-2-oxo-2H-pyridin-1-yl)-propionylamino]-5-fluoro-4-oxo-pentanoic acid



[0161] Prepared from (2-oxo-1,2-dihydro-pyridin-3-yl)-carbamic acid benzyl ester and 3-Amino-5-fluoro-4-hydroxypentanoic acid *tert*-butyl ester according to methods A-G; pink solid; IR (solid) 1523, 1644 cm⁻¹; ¹H NMR (400 MHz, d₆-DMSO) δ 1.6 (3H, m), 2.5-3.2 (2H, m), 4.2-4.7 (1.5H, m), 5.0-5.6 (2.5H, m), 6.4 (1H, m), 7.4-7.6 (3H, m), 7.9 (2H, m), 8.3 (1H, m), 8.5-8.9 (1H, m), 9.3 (1H, m); ¹⁹F NMR (376 MHz, d₆-DMSO, proton-decoupled) δ -226.7, -226.8, -230.4, -231.3, -232.8, -232.9; M+H 418.3, M-H 416.3.

Example 27

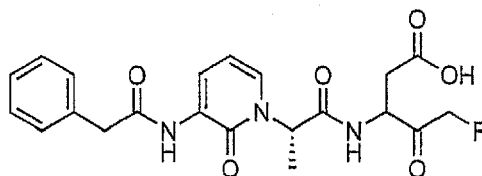
[0162] (S)-3-{2-[3-(2,6-Dichloro-benzoylamino)-2-oxo-2H-pyridin-1-yl]-propionylamino}-5-fluoro-4-oxo-pentanoic acid



[0163] Prepared from (2-oxo-1,2-dihydro-pyridin-3-yl)-carbamic acid benzyl ester and 3-Amino-5-fluoro-4-hydroxy-pentanoic acid *tert*-butyl ester according to methods A-G; pink solid; IR (solid) 1521, 1646 cm⁻¹; ¹H NMR (400 MHz, d₆-DMSO) δ 1.5-1.6 (3H, m), 2.5-3.2 (2H, m), 4.2-4.7 (1.5H, m), 5.0-5.5 (2.5H, m), 6.3-6.4 (1H, m), 7.4-7.5 (3H, m), 8.3 (1H, m), 8.5-8.9 (1H, m), 10.2 (1H, m); ¹⁹F NMR (376 MHz, d₆-DMSO, proton-decoupled) δ -226.7, -226.8, -230.6, -231.4, -232.8, -232.9; M+H 486.3, M-H 484.3.

Example 28

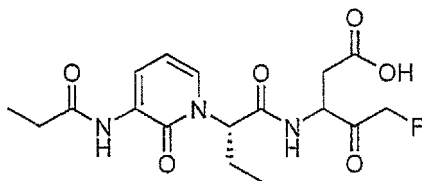
[0164] (S)-5-Fluoro-4-oxo-3-[2-(2-oxo-3-phenylacetyl-amino-2H-pyridin-1-yl)-propionylamino]-pentanoic acid



[0165] Prepared from (2-oxo-1,2-dihydro-pyridin-3-yl)-carbamic acid benzyl ester and 3-Amino-5-fluoro-4-hydroxy-pentanoic acid *tert*-butyl ester according to methods A-G; pink solid; IR (solid) 1524.2, 1652.4 cm⁻¹; ¹H NMR (400 MHz, d₆-DMSO) δ 1.5 (3H, m), 2.5-3.2 (2H, m), 3.8 (2H, m), 4.2-4.7 (1.5H, m), 5.0-5.5 (2.5H, m), 6.3 (1H, m), 7.2-7.4 (6H, m), 8.2 (1H, m), 8.4-8.9 (1H, m), 9.3 (1H, m); ¹⁹F NMR (376 MHz, d₆-DMSO, proton-decoupled) δ -226.7, -226.8, -230.6, -231.5, -232.8, -232.9; M+H 432.3, M-H 430.3.

Example 29

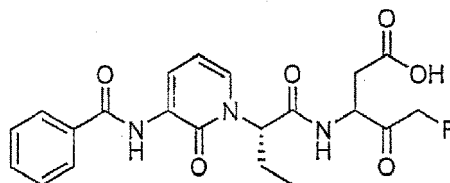
[0166] (S)-5-Fluoro-4-oxo-3-[2-(2-oxo-3-propionylamino-2H-pyridin-1-yl)-butyrylamino]-pentanoic acid



[0167] Prepared from (2-oxo-1,2-dihydro-pyridin-3-yl) - carbamic acid benzyl ester and 3-Amino-5-fluoro-4-hydroxy-pentanoic acid *tert*-butyl ester according to methods A-G; pink solid; IR (solid) 1644, 1585, 1518, 1214 cm⁻¹; ¹H NMR (400 MHz, d₆-DMSO) δ 0.8-0.9 (3H, m), 1.05 (3H, t), 1.9-2.1 (2H, m), 2.4-2.5 (2H, m), 2.6-2.95 (2H, m), 4.2-4.5 (2H, m), 5.1-5.5 (3H, m), 6.3-6.35 (1H, m), 7.4-7.45 (1H, m), 8.2-8.25 (1H, m), 8.8-8.9 (1H, m), 9.1-9.15 (1H, m); ¹⁹F NMR (376 MHz, d₆-DMSO, proton-decoupled) δ -226.7, -232.6; N+H 384.3, M-H 382.3.

Example 30

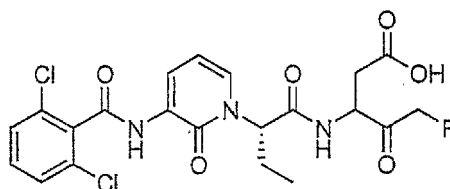
[0168] (S)-3-[2-(3-Benzoylamino-2-oxo-2H-pyridin-1-yl)-butyrylamino]-5-fluoro-4-oxo-pentanoic acid



[0169] Prepared from (2-oxo-1,2-dihydro-pyridin-3-yl)-carbamic acid benzyl ester and 3-Amino-5-fluoro-4-hydroxy-pentanoic acid tert-butyl ester according to methods A-G; pink solid; IR (solid) 1643, 1522, 1204 cm⁻¹; ¹H NMR (400 MHz, d6-DMSO) δ 0.75-0.85 (3H, m), 1.9-2.2 (2H, m), 2.6-2.9 (2H, m), 4.3-4.7 (2H, m), 5.1-5.6 (2H, m), 6.4-6.5 (1H, m), 7.5-7.85 (4H, m), 7.9-8.0 (1H, m), 8.3-8.4 (1H, m), 8.85-8.95 (1H, m), 9.35 (1H, s); M+H 432.3, M-H 430.3.

Example 31

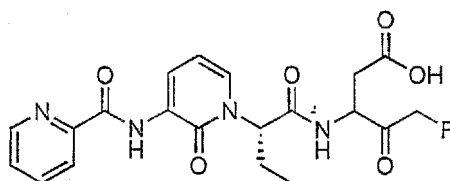
[0170] (S)-3-[2-[3-(2,6-Dichloro-benzoylamino)-2-oxo-2H-pyridin-1-yl]-butyrylamino]-5-fluoro-4-oxo-pentanoic acid



[0171] Prepared from (2-oxo-1,2-dihydro-pyridin-3-yl)-carbamic acid benzyl ester and 3-Amino-5-fluoro-4-hydroxy-pentanoic acid tert-butyl ester according to methods A-G; white solid; IR (solid) 1682, 1645, 1580, 1516, 1216 cm⁻¹; ¹H NMR (400 MHz, d6-DMSO) δ 0.8-0.9 (3H, m), 1.9-2.1 (2H, m), 2.6-2.85 (2H, m), 4.4-4.7 (2H, m), 5.1-5.5 (2H, m), 6.4-6.5 (1H, m), 7.5-7.6 (4H, m), 8.33-8.38 (1H, m), 8.85-8.95 (1H, m), 9.15-9.25 (1H, s); M+H 500.3, M-H 498.3.

Example 32

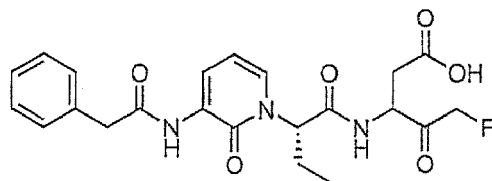
[0172] (S)-5-Fluoro-4-oxo-3-(2-{2-oxo-3-[(pyridine-2-carbonyl) - amino]-2H-pyridin-1-yl}-butyrylamino)-pentanoic acid



[0173] Prepared from (2-oxo-1,2-dihydro-pyridin-3-yl)-carbamic acid benzyl ester and 3-Amino-5-fluoro-4-hydroxy-pentanoic acid tert-butyl ester according to methods A-G; cream solid; IR (solid) 1685, 1644, 1521 cm⁻¹; ¹H NMR (400 MHz, d6-DMSO) δ 0.81-0.86 (3H, m), 1.90-2.05 (1H, m), 2.06-2.19 (1H, m), 2.54-2.90 (2H, m), 4.58-4.72 (1H, m), 5.07-5.31 (2H, m), 5.42-5.57 (1H, m), 6.40-6.44 (1H, m), 7.47-7.49 (1H, m), 6.68-7.72 (1H, m), 8.09-8.11 (1H, m), 8.18 (1H, d), 8.45-8.47 (1H, m), 8.73-8.75 (1H, m), 8.87 (1H, dd), 10.74 (1H, s), 12.45 (1H, brd s); ¹⁹F NMR (376 MHz, d6-DMSO, proton-decoupled) δ -226.8, -230.4, -230.6, -231.0, -232.5, -232.6, -232.8, -232.9; M+H 433.4, M-H 431.4.

Example 33

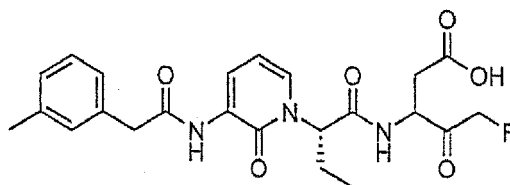
[0174] (S)-5-Fluoro-4-oxo-3-[2-(2-oxo-3-phenylacetyl-amino-2H-pyridin-1-yl)-butyrylamino]-pentanoic acid



[0175] Prepared from (2-oxo-1,2-dihydro-pyridin-3-yl)-carbamic acid benzyl ester and 3-Amino-5-fluoro-4-hydroxy-pentanoic acid *tert*-butyl ester according to methods A-G; pink solid; IR (solid) 1644, 1672, 1742, 1785 cm⁻¹; ¹H NMR (400 MHz, d6-DMSO) δ 0.7-0.8 (3H, m), 1.8-2.2 (2H, m), 2.5-3.2 (2H, m), 3.8 (2H, s), 4.2-4.7 (2H, m), 5.1-5.5 (2H, m), 6.3 (1H, m), 7.2-7.4 (6H, m), 8.2 (1H, m), 8.5-9.4 (2H, m); ¹⁹F NMR (376 MHz, d6-DMSO, proton-decoupled) δ -226.7, -226.7, -230.4, -231.2, -232.6, -232.6; M+H 446.3, M-H 444.3.

Example 34

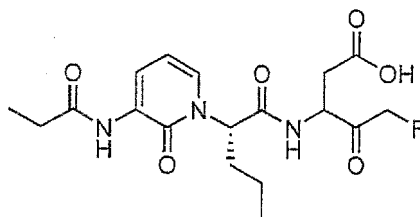
[0176] (S)-5-Fluoro-4-oxo-3-{2-[2-oxo-3-(2-*m*-tolyl-acetyl-amino)-2H-pyridin-1-yl]-butyrylamino}-pentanoic acid



[0177] prepared from (2-oxo-1,2-dihydro-pyridin-3-yl)-carbamic acid benzyl ester and 3-Amino-5-fluoro-4-hydroxy-pentanoic acid *tert*-butyl ester according to methods A-G; ochre solid; IR (solid) 1644, 1678 cm⁻¹; ¹H NMR (400 MHz, d6-DMSO) δ 0.7-0.8 (3H, m), 1.8-2.2 (2H, m), 2.3 (3H, s), 2.5-3.2 (2H, m), 3.7-3.8 (2H, s), 4.2-5.5 (4H, m), 6.3 (1H, m), 7.0-7.3 (4H, m), 7.4 (1H, m), 8.2 (1H, m), 8.5-8.9 (1H, m), 9.2-9.3 (1H, m); ¹⁹F NMR (376 MHz, d6-DMSO, proton-decoupled) δ -226.7, -226.7, -230.4, -231.2, -232.6, -232.7; M+H 460.3, M-H 459.4.

Example 35

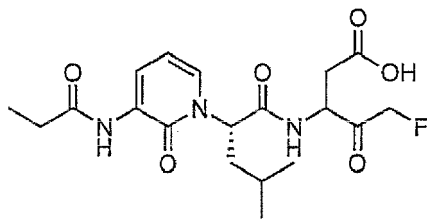
[0178] (S)-5-Fluoro-4-oxo-3-[2-(2-oxo-3-propionylamino-2H-pyridin-1-yl)-pentanoylamino]-pentanoic acid



[0179] Prepared from (2-oxo-1,2-dihydro-pyridin-3-yl)-carbamic acid benzyl ester and 3-Amino-5-fluoro-4-hydroxy-pentanoic acid *tert*-butyl ester according to methods A-G; white solid; ¹H NMR (400 MHz, d6-DMSO) δ 0.85-0.95 (3H, m), 1.0-1.1 (3H, m), 1.1-1.17 (2H, m), 1.9-2.0 (2H, m), 2.4-2.5 (2H, m), 2.6-2.90 (2H, m), 4.5-4.65 (1H, m), 5.1-5.5 (3H, m), 6.3-6.35 (1H, m), 7.4-7.43 (1H, m), 8.2-8.23 (1H, m), 8.8-8.9 (1H, m), 9.05-9.1 (1H, m); ¹⁹F NMR (376 MHz, d6-DMSO, proton-decoupled) δ -226.7, -232.6; M+H 398.4, M-H 396.4.

Example 36

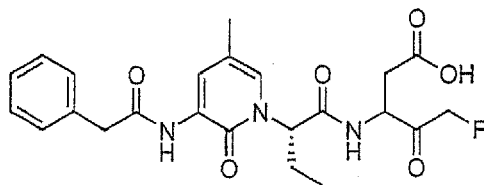
[0180] (S)-5-Fluoro-3-[4-methyl-2-(2-oxo-3-propionylamino-2H-pyridin-1-yl)-pentanoylamino]-4-oxo-pentanoic acid



[0181] Prepared from (2-oxo-1,2-dihydro-pyridin-3-yl)-carbamic acid benzyl ester and 3-Amino-5-fluoro-4-hydroxy-pentanoic acid *tert*-butyl ester according to methods A-G; pink solid; ^1H NMR (400 MHz, $\text{d}_6\text{-DMSO}$) δ 0.85(6H, m), 1.05 (3H, t), 1.30 (1H, m), 1.70-2.10 (2H, 2 x m), 2.30-3.00 (4H, m), 4.60-4.80 (1H, m), 5.05-5.40 (2H, m), 5.65 (1H, m), 6.35 (1H, m), 7.45 (1H, m), 8.25 (1H, m), 8.95 (1H, m), 9.15 (1H, m); ^{19}F NMR (376 MHz, $\text{d}_6\text{-DMSO}$, proton-decoupled) δ -226.7, -232.5; M+H 412.3.

Example 37

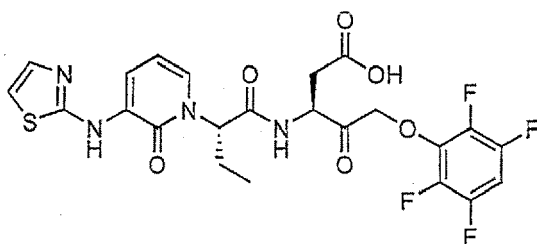
[0182] (S) -5-Fluoro-3-[2-(5-methyl-2-oxo-3-phenylacetyl-amino-2H-pyridin-1-yl)-butyrylamino]-4-oxo-pentanoic acid



[0183] Prepared from (5-Methyl-2-oxo-1,2-dihydro-pyridin-3-yl)-carbamic acid benzyl ester and 3-Amino-5-fluoro-4-hydroxy-pentanoic acid *tert*-butyl ester according to methods A-G; yellow solid; IR (solid) 1654, 1741, 1785 cm^{-1} ; ^1H NMR (400 MHz, $\text{d}_6\text{-DMSO}$) δ 0.7-0.8 (3H, m), 1.8-2.2 (5H, m), 2.5-3.2 (2H, m), 3.8 (2H, s), 4.2-5.5 (4H, m), 7.1-7.4 (6H, m), 8.1(1H, m), 8.4-8.9 (1H, m), 9.2-9.4 (1H, m); ^{19}F NMR (376 MHz, $\text{d}_6\text{-DMSO}$, proton-decoupled) δ -226.7, -226.7, -227.5, -230.5, -231.3, -232.6, -232.6, -233.4; M+H 460.4, M-H 458.4.

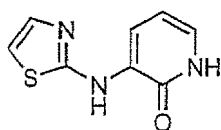
Example 38

[0184] (S, S) -4- Oxo -3- {2-[2- oxo -3-(thiazol -2- yl-amino)- 2H-pyridin- 1- yl]-butyrylamino}- 5-(2,3,5,6- tetrafluoro- phe- noxy)-pentanoic acid



Method I:

[0185] 3-(Thiazol-2-ylamino)-1H-pyridin-2-one



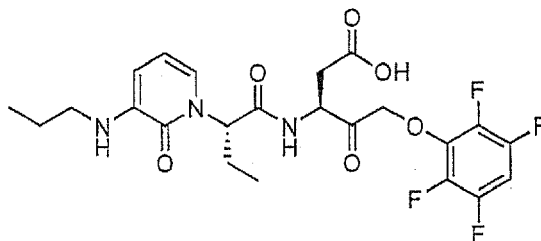
[0186] To a solution of 3-Amino-1*H*-pyridin-2-one (2.0 g, 18.7 mmol) in water (2 mL) was added 15% HCl (10 mL, 18 mmol) followed by ammonium thiocyanate (1.5 g, 18 mmol) and the mixture was heated to reflux for two hours. Upon cooling the intermediate thiourea was found to precipitate as a red-brown solid. The mixture was filtered and the solid washed with water (5 mL).

To a solution of the thiourea (1.3 g, 7.7 mmol) in EtOH (20 mL) and water (5 mL) was added chloroacetaldehyde (2.3 mL, 16.4 mmol) and the mixture was heated to reflux for four hours. On cooling, the mixture was diluted with EtOAc (30 mL) and washed with 10% NaHCO₃ and brine. The organic phase was dried over MgSO₄ and concentrated *in vacuo*. The residue was purified by flash column chromatography (100% EtOAc) to afford the title compound as a pale green solid (1.43 g, 40%): ¹H NMR (400 MHz, CDCl₃) δ 1.6 (1H, s), 6.45 (1H, t), 6.75 (1H, s), 7.05-7.10 (1H, m), 7.40-7.42 (1H, m), 8.35-8.5 (2H, m); M+H 194.1, M-H 192.1.

[0187] This intermediate was involved in the sequence described in methods A and B-G to afford the example 38 as a white solid; IR (solid) 1648, 1593, 1517, 1490 cm⁻¹; ¹H NMR (400 MHz, d₆-DMSO) δ 0.75-0.85 (3H, t), 1.9-2.2 (2H, m), 2.6-2.8 (2H, m), 4.6-4.7 (1H, m), 5.2-5.3 (2H, m), 5.35-5.45 (1H, m), 6.3-6.35 (1H, m), 6.96-6.98 (1H, m), 7.2-7.3 (2H, m), 7.5-7.65 (1H, m), 8.4-8.43 (1H, m), 8.8-8.9 (1H, 2 x d), 9.9 (1H, br s), 12.5 (1H, brd s); ¹⁹F NMR (376 MHz, d₆-DMSO, proton-decoupled) δ -141.0, -156.9; M+H 557.2, M-H 555.2.

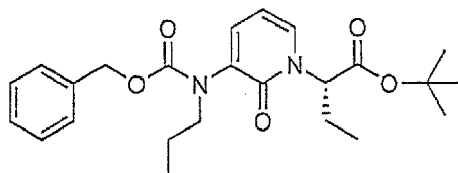
Example 39

[0188] (S,S)-4-Oxo-3-[2-(2-oxo-3-propylamino-2*H*-pyridin-1-yl) - butyrylamino]-5-(2,3,5,6-tetrafluoro-phenoxy)-pentanoic acid



Method J:

[0189] (S)-2-[3-(Benzyloxycarbonyl-propyl-amino)-2-oxo-2*H*-pyridin-1-yl]-butyric acid *tert*-butyl ester



[0190] To a solution of (S)-2-[3-(Benzyloxycarbonyl-amino)-2-oxo-2*H*-pyridin-1-yl]-butyric acid *tert*-butyl ester (100 mg, 0.26 mmol) in anhydrous DMF (3 mL) was added NaH (60% dispersion, 10 mg, 0.26 mmol) and the reaction was stirred at ambient temperature for 30 minutes. Propyl iodide (30 μL, 0.31 mmol) was added dropwise and the reaction stirred at ambient temperature overnight. The mixture was concentrated *in vacuo* to a solid and partitioned between EtOAc (10 mL) and water (10 mL). The organic layer was separated, dried over MgSO₄, and concentrated *in vacuo*. The residue was purified by flash column chromatography (30% EtOAc/ hexane) to afford the title compound as a pale green solid (1.43g, 40%): ¹H NMR (400 MHz, CDCl₃) δ 0.85-0.95 (6H, m), 1.35 (9H, s), 1.55-1.65 (2H, m), 1.85-1.95 (1H, m), 2.20-2.27 (1H, m), 3.6-3.7 (2H, m), 5.15-5.2 (2H, m), 5.5-5.6 (1H, m), 6.25 (1H, t), 7.25-7.45 (7H, m); M+H 429.4.

[0191] This intermediate was involved in the sequence described in methods C-G and finally subjected to hydrogenolysis as described in method B to afford example 39 as an off-white solid; IR (solid) 1581, 1517, 1489, 938 cm⁻¹; ¹H NMR (400 MHz, d₆-DMSO) δ 0.80 (3H, t), 0.9 (3H, t), 1.5-1.6 (2H, m), 1.8-2.05 (2H, m), 2.5-2.7 (2H, m), 2.9-3.0 (2H, m), 4.6-4.7 (1H, m), 5.1-5.4 (3H, m), 6.1-6.2 (2H, m), 6.85-6.9 (1H, m), 7.5-7.65 (1H, m), 8.7-8.90 (1H, 3 x d), 12.5 (1H, brd s); M+H 516.2, M-H 514.2.

Example 40Enzyme Assays

[0192] The assays for caspase inhibition are based on the cleavage of a fluorogenic substrate by recombinant, purified human Caspases -1, -3, or -8. The assays are run in essentially the same way as those reported by Garcia-Calvo et al. (J. Biol. Chem. 273 (1998), 32608-32613), using a substrate specific for each enzyme. The substrate for Caspase-1 is Acetyl-Tyr-Val-Ala-Asp-amino-4-methylcoumarin. The substrate for Caspases -3 and -8 is Acetyl-Asp-Glu-Val-Asp-amino-4-methylcoumarin. Both substrates are known in the art.

[0193] The observed rate of enzyme inactivation at a particular inhibitor concentration, k_{obs} , is computed by direct fits of the data to the equation derived by Thornberry et al. (Biochemistry 33 (1994), 3943-3939) using a nonlinear least-squares analysis computer program (PRISM 2.0; GraphPad software). To obtain the second order rate constant, k_{inact} , k_{obs} values are plotted against their respective inhibitor concentrations and k_{inact} values are subsequently calculated by computerized linear regression.

[0194] Inhibition of caspases-1, -3, and -8 activity for selected compounds of this invention was determined by the above method. Compounds 1-39 inhibited caspase-1 with a k_{inact} of $>200,000 \text{ (M}^{-1}\text{s}^{-1}\text{)}$, caspase-3 with a k_{inact} of at $>50,000 \text{ (M}^{-1}\text{s}^{-1}\text{)}$, and caspase-8 with a k_{inact} of at $>50,000 \text{ (M}^{-1}\text{s}^{-1}\text{)}$.

Example 41Inhibition of IL-1 β secretion from Whole Blood

[0195] Human blood is freshly drawn from healthy donors and diluted 1:2 in PBS. To 500 μl of diluted blood 50ml of prediluted test compound in RPMI medium and 10 ml LPS (5ng/ml final concentration on the plate) are added (LPS, Serotype 0111:B4, Sigma L3012). After stimulation for 18 hours supernatants are collected and assayed for IL-1 β levels using the appropriate ELISA kit (R&D systems).

[0196] Table 2 below shows inhibition of IL-1 β secretion from human whole blood for selected compounds of this invention as determined individually by the above methods.

Table 2. Inhibition of IL-1 β secretion

Compound Number	IC ₅₀ (μM)
1, 2, 3, 5, 7, 10, 11, 14, 17, & 29	<0.5
4, 6, 8, 9, 12, 13, 15, 16, 18, 19, 20, 21, 22, 23, 28., 36, 38, & 39	0.5-5

Example 42Hypoxia-induced apoptosis of rat cortical neurons

[0197] Cortical neurons are dissociated from Wistar rat embryos (E17) by a modification of the procedure of Rogers et al. 1997, Brain Res. Bulletin, 44:131. Briefly, cerebral cortices are isolated aseptically from 15-20 Wistar rat embryos. A cell suspension is prepared by mincing the cerebral cortices and digesting them with papain. Cells are washed with ovomucoid enzyme inhibitor and DNaseI and plated onto Poly-D lysine coated plates in high glucose DMEM containing 10% heat-inactivated fetal calf serum, L-glutamine, penicillin and streptomycin. The yield of neurons is 10×7 per embryo and they are 80-90% viable as assessed by Trypan blue exclusion.

[0198] The neurons are cultured in complete medium at 37 °C in a normal atmosphere for 48 hours prior to the hypoxia experiments. For hypoxia, the normal cell medium is replaced by oxygen-depleted serum-free medium. Cells are incubated in an atmosphere of 95% N₂/5% CO₂ for various lengths of time. Compounds are dissolved in DMSO at 100mM then diluted in medium and added to the culture from time=0. The level of apoptosis is measured using a Cell Death Detection ELISA kit (Roche) which detects DNA fragmentation. Plates are read at 405nm. Controls included cells cultured in aerobic conditions in serum-containing medium (+serum) and cells cultured in aerobic conditions in serum-deprived medium (-serum).

[0199] Table 3 shows the results of the activity of selected compounds of this invention tested individually in the Hypoxia-induced apoptosis of rat cortical neurons.

Table 3. Activity in Hypoxia-induced Apoptosis Assay

Compound Number	IC ₅₀ (μM)
2, 5, 10, 11, 12, 13, 15, 17, 20, 22, 38, & 39	<1
1, 3, 4, 6, 7, 8, 9, 14, 16, 18, 19, 21, 24, 29, 30, 31, 34, 35, 36 & 37	1-10

Example 43Anti-Fas Induced Apoptosis Assay

[0200] Cellular apoptosis may be induced by the binding of Fas ligand (FasL) to its receptor, CD95 (Fas). CD95 is one of a family of related receptors, known as death receptors, which can trigger apoptosis in cells via activation of the caspase enzyme cascade. The process is initiated by the binding of the adapter molecule FADD/MORT-1 to the cytoplasmic domain of the CD-95 receptor-ligand complex. Caspase-8 then binds FADD and becomes activated, initiating a cascade of events that involve the activation of downstream caspases and subsequent cellular apoptosis. Apoptosis can also be induced in cells expressing CD95 e.g., the Jurkat E6.1 T cell lymphoma cell line, using an antibody, rather than FasL, to crosslink the cell surface CD95. Anti-Fas-induced apoptosis is also triggered via the activation of caspase-8. This provides the basis of a cell based assay to screen compounds for inhibition of the caspase-8-mediated apoptotic pathway.

Experimental Procedure

[0201] Jurkat E6.1 cells are cultured in complete medium consisting of RPMI-1640 (Sigma No) + 10% foetal calf serum (Gibco BRL No.10099-141) + 2mM L-glutamine (Sigma No. G-7513). The cells are harvested in log phase of growth. 100 ml of cells at 5-8x10⁵ cells/ml are transferred to sterile 50ml Falcon centrifuge tubes and centrifuged for 5 minutes at 100xg at room temperature. The supernatant is removed and the combined cell pellets resuspended in 25ml of complete medium. The cells are counted and the density adjusted to 2x10⁶cells/ml with complete medium.

[0202] The test compound is dissolved in dimethyl sulfoxide (DMSO)(Sigma No. D-2650) to give a 100mM stock solution. This is diluted to 400μM in complete medium, then serially diluted in a 96-well plate prior to addition to the cell assay plate.

[0203] 100μl of the cell suspension (2x10⁶ cells) is added to each well of a sterile 96-well round-bottomed cluster plate (Costar No. 3790). 50μl of compound solution at the appropriate dilution and 50μl of anti-Fas antibody, clone CH-11 (Upstate, Cat No.1 544 675) at a final concentration of 10ng/ml, are added to the wells. Control wells are set up minus antibody and minus compound but with a serial dilution of DMSO as vehicle control. The plates are incubated for 16-18hrs at 37°C in 5% CO₂ and 95% humidity.

[0204] Apoptosis of the cells is measured by the quantitation of DNA fragmentation using a 'Cell Death Detection Assay' from Roche diagnostics, No. 1544 675. After incubation for 16-18hrs the assay plates are centrifuged at 100xg at room temperature for 5 minutes. 150μl of the supernatant are removed and replaced by 150μl of fresh complete medium. The cells are then harvested and 200μl of the lysis buffer supplied in the assay kit are added to each well. The cells are triturated to ensure complete lysis and incubated for 30 minutes at 4°C. The plates are then centrifuged at 1900xg for 10 minutes and the supernatants diluted 1:20 in the incubation buffer provided. 100μl of this solution is then assayed according to the manufacturer's instructions supplied with the kit. OD405nm is measured 20 minutes after addition of the final substrate in a SPECTRAMax Plus plate reader (Molecular Devices). OD405nm is plotted versus compound concentration and the IC₅₀ values for the compounds are calculated using the curve-fitting program SOFTmax Pro (Molecular Devices) using the four parameter fit option.

Selected compounds have been tested in this assay and shown to inhibit Fas-induced apoptosis of Jurkat cells with IC₅₀ values between 0.001μM and 0.15μM.

Table 4. Activity in FAS-induced Apoptosis Assay

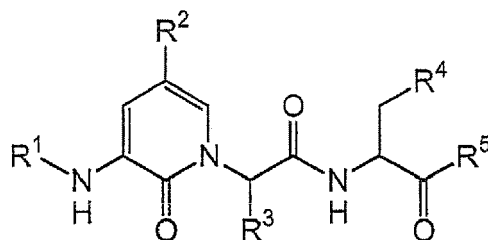
Compound Number	IC ₅₀ (μM)
1, 2, 4, 5, 7, 11, 13, 17, 18, 19, 22, 25, 27, 29, 30, 31, 32, 33, 34, 35, 37	<0.5
26, 28, 36	0.5-2

[0205] While we have described a number of embodiments of this invention, it is apparent that our basic examples may be altered to provide other embodiments which utilize the compounds and methods of this invention. Therefore, it

will be appreciated that the scope of this invention is to be defined by the appended claims rather than by the specific embodiments that have been represented by way of example above.

Claims

1. A compound of formula I:



I

wherein:

R¹ is R⁶C(O)-, HC(O)-, R⁶SO₂-, R⁶OC(O)-, (R⁶)₂NC(O)-, (R⁶)(H)NC(O)-, R⁶C(O)C(O)-, R⁶-, (R⁶)₂NC(O)C(O)-, (R⁶)(H)NC(O)C(O)-, or R⁶OC(O)C(O)-;

R² is hydrogen, -CF₃, -halo, -OR⁷, -NO₂, -OCF₃, -CN, or R⁸;

R³ is hydrogen or (C1-C4)-aliphatic-;

R⁴ is -COOH or -COOR⁸,

R⁵ is -CH₂F or -CH₂O-2,3,5,6-tetrafluorophenyl;

R⁶ is (C1-C12)-aliphatic- (C3-C10)-cycloaliphatic-, (C6-C10)-aryl-, (C3-C10)-heterocyclyl-, (C5-C10)-heteroaryl-, (C3-C10)-cycloaliphatic-(C1-C12)-aliphatic-, (C6-C10)-aryl-(C1-C12)-aliphatic-, (C3-C10)-heterocyclyl-(C1-C12)-aliphatic-, (C5-C10)-heteroaryl-(C1-C12)-aliphatic-, or two R⁶ groups bound to the same atom form together with that atom a 3- to 10-membered aromatic or nonaromatic ring; wherein any ring is optionally fused to a (C6-C10)aryl, (C5-C10)heteroaryl, (C3-C10)cycloalkyl, or a (C3-C10)heterocyclyl; wherein up to 3 aliphatic carbon atoms may be replaced by a group selected from O, N, N(R), S, SO, and SO₂; and wherein R⁶ is substituted with up to 6 substituents independently selected from R;

R is halogen, -OR⁷, -OC(O)N(R⁷)₂, -NO₂, -CN, -CF₃, -OCF₃, -R⁷, oxo, thioxo, =NR⁷, =N(OR⁷), 1,2-methylenedioxy, 1,2-ethylenedioxy, -N(R⁷)₂, -SR⁷, -SOR⁷, -SO₂R⁷, -SO₂N(R⁷)₂, -SO₃R⁷, -C(O)R⁷, -C(O)C(O)R⁷, -C(O)C(O)OR⁷, -C(O)C(O)N(R⁷)₂, -C(O)CH₂C(O)R⁷, -C(S)R⁷, -C(S)OR⁷, -C(O)OR⁷, -OC(O)R⁷, -C(O)N(R⁷)₂, -OC(O)N(R⁷)₂, -C(S)N(R⁷)₂, -(CH₂)₀₋₂NHC(O)R⁷, -N(R⁷)N(R⁷)COR⁷, -N(R⁷)N(R⁷)C(O)OR⁷, -N(R⁷)N(R⁷)CON(R⁷)₂, -N(R⁷)SO₂R⁷, -N(R⁷)SO₂N(R⁷)₂, -N(R⁷)C(O)OR⁷, -N(R⁷)C(O)R⁷, -N(R⁷)C(S)R⁷, -N(R⁷)C(O)N(R⁷)₂, -N(R⁷)C(S)N(R⁷)₂, -N(COR⁷)COR⁷, -N(OR⁷)R⁷, -C(=NH)N(R⁷)₂, -C(O)N(OR⁷)R⁷, -C(=NOR⁷)R⁷, -OP(O)(OR⁷)₂, -P(O)(R⁷)₂-P(O)(OR⁷)₂, or -P(O)(H)(OR⁷);

two R⁷ groups together with the atoms to which they are bound form a 3- to 10-membered aromatic or nonaromatic ring having up to 3 heteroatoms independently selected from N, N(R), O, S, SO, or SO₂, wherein the ring is optionally fused to a (C6-C10)aryl, (C5-C10)heteroaryl, (C3-C10)cycloalkyl, or a (C3-C10)heterocyclyl, and wherein any ring has up to 3 substituents selected independently from J₂; or each R⁷ is independently selected from:

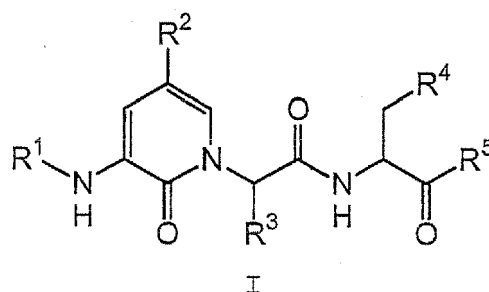
hydrogen-,
(C1-C12)-aliphatic-,
(C3-C10)-cycloaliphatic-,
(C3-C10)-cycloaliphatic-(C1-C12)-aliphatic-,
(C6-C10)-aryl-,
(C6-C10)-aryl-(C1-C12)aliphatic-,
(C3-C10)-heterocyclyl-,
(C6-C10)-heterocyclyl-(C1-C12)aliphatic-,

(C5-C10)-heteroaryl-, or
(C5-C10)-heteroaryl-(C1-C12)-aliphatic-;

wherein R^7 has up to 3 substituents selected independently from J_2 ; and

J_2 is halogen, $-OR^7$, $-OC(O)N(R^7)_2$, $-NO_2$, $-CN$, $-CF_3$, $-OCF_3$, $-R^7$, oxo, thioxo, $=N(R^7)$, $=NO(R^7)$, 1,2-methylenedioxy, 1,2-ethylenedioxy, $-N(R^7)_2$, $-SR^7$, $-SOR^7$, $-SO_2R^7$, $-SO_2N(R^7)_2$, $-SO_3R^7$, $-C(O)R^7$, $-C(O)C(O)R^7$, $-C(O)C(O)OR^7$, $-C(O)C(O)N(R^7)_2$, $-C(O)CH_2C(O)R^7$, $-C(S)R^7$, $-C(S)OR^7$, $-C(O)OR^7$, $-OC(O)R^7$, $-C(O)N(R^7)_2$, $-OC(O)N(R^7)_2$, $-C(S)N(R^7)_2$, $-(CH_2)_{0-2}NHC(O)R^7$, $-N(R^7)N(R^7)COR^7$, $-N(R^7)N(R^7)C(O)OR^7$, $-N(R^7)N(R^7)CON(R^7)_2$, $-N(R^7)SO_2R^7$, $-N(R^7)SO_2N(R^7)_2$, $-N(R^7)C(O)OR^7$, $-N(R^7)C(O)R^7$, $-N(R^7)C(S)R^7$, $-N(R^7)C(O)N(R^7)_2$, $-N(R^7)C(S)N(R^7)_2$, $-N(COR^7)COR^7$, $-N(OR^7)R^7$, $-CN$, $-C(=NH)N(R^7)_2$, $-C(O)N(OR^7)R^7$, $-C(=NOR^7)R^7$, $-OP(O)(OR^7)_2$, $-P(O)(R^7)_2$, $-P(O)(OR^7)_2$, or $-P(O)(H)(OR^7)$; and R^8 is (C1-C12)-aliphatic- (C3-C10)-cycloaliphatic-, (C6-C10)-aryl-, (C3-C10)-heterocyclyl-, (C5-C10)-heteroaryl-, (C3-C10)-cycloaliphatic-(C1-C12)-aliphatic-, (C6-C10)-aryl-(C1-C12)-aliphatic-, (C3-C10)-heterocyclyl-(C1-C12)-aliphatic-, or (C5-C10)-heteroaryl-(C1-C12)-aliphatic-, wherein up to 3 aliphatic carbon atoms may be replaced with a group selected from O, N, N(R), S, SO, and SO_2 ; and wherein R^8 is optionally substituted with up to 6 substituents independently selected from R.

2. A compound of formula I:



wherein:

R^1 is $R^6C(O)-$, R^6SO_2- , $R^6OC(O)-$, $(R^6)_2NC(O)-$, $R^6C(O)C(O)-$, R^6- , $(R^6)_2NC(O)C(O)-$, or $R^6OC(O)C(O)-$;
 R^2 is hydrogen, $-CF_3$, -halo, $-OR^7$, $-NO_2$, $-OCF_3$, $-CN$, or R^8 ;
 R^3 is hydrogen or (C1-C4)-aliphatic-;
 R^4 is $-COOH$ or $-COOR^8$;
 R^5 is $-CH_2F$ or $-CH_2O-2,3,5,6$ -tetrafluorophenyl;
 R^6 is (C1-C12)-aliphatic- (C3-C10)-cycloaliphatic-, (C6-C10)-aryl-, (C3-C10)-heterocyclyl-, (C5-C10)-heteroaryl-, (C3-C10)-cycloaliphatic-(C1-C12)-aliphatic-, (C6-C10)-aryl-(C1-C12)-aliphatic-, (C3-C10)-heterocyclyl-(C1-C12)-aliphatic-, (C5-C10)-heteroaryl-(C1-C12)-aliphatic-, or two R^6 groups bound to the same atom form together with that atom a 3- to 10-membered aromatic or nonaromatic ring; wherein any ring is optionally fused to a (C6-C10)aryl, (C5-C10)heteroaryl, (C3-C10)cycloalkyl, or a (C3-C10)heterocyclyl; wherein up to 3 aliphatic carbon atoms may be replaced by a group selected from O, N, N(R), S, SO, and SO_2 ; and wherein R^6 is substituted with up to 6 substituents independently selected from R;

R is halogen, $-OR^7$, $-OC(O)N(R^7)_2$, $-NO_2$, $-CN$, $-CF_3$, $-OCF_3$, $-R^7$, oxo, thioxo, 1,2-methylenedioxy, 1,2-ethylenedioxy, $-N(R^7)_2$, $-SR^7$, $-SOR^7$, $-SO_2R^7$, $-SO_2N(R^7)_2$, $-SO_3R^7$, $-C(O)R^7$, $-C(O)C(O)R^7$, $-C(O)CH_2C(O)R^7$, $-C(S)R^7$, $-C(O)OR^7$, $-OC(O)R^7$, $-C(O)N(R^7)_2$, $-OC(O)N(R^7)_2$, $-C(S)N(R^7)_2$, $-(CH_2)_{0-2}NHC(O)R^7$, $-N(R^7)N(R^7)COR^7$, $-N(R^7)N(R^7)C(O)OR^7$, $-N(R^7)N(R^7)CON(R^7)_2$, $-N(R^7)SO_2R^7$, $-N(R^7)SO_2N(R^7)_2$, $-N(R^7)C(O)OR^7$, $-N(R^7)C(O)R^7$, $-N(R^7)C(S)R^7$, $-N(R^7)C(O)N(R^7)_2$, $-N(R^7)C(S)N(R^7)_2$, $-N(COR^7)COR^7$, $-N(OR^7)R^7$, $-C(=NH)N(R^7)_2$, $-C(O)N(OR^7)R^7$, $-C(=NOR^7)R^7$, $-OP(O)(OR^7)_2$, $-P(O)(R^7)_2$, $-P(O)(OR^7)_2$, or $-P(O)(H)(OR^7)$;
two R^7 groups together with the atoms to which they are bound form a 3- to 10-membered aromatic or non-aromatic ring having up to 3 heteroatoms independently selected from N, N(R), O, S, SO, or SO_2 , wherein the ring is optionally fused to a (C6-C10)aryl, (C5-C10)heteroaryl, (C3-C10)cycloalkyl, or a (C3-C10)heterocyclyl, and wherein any ring has up to 3 substituents selected independently from J_2 ; or
each R^7 is independently selected from:

hydrogen-,
 (C1-C12)-aliphatic-,
 (C3-C10)-cycloaliphatic-,
 (C3-C10)-cycloaliphatic-(C1-C22)-aliphatic-,
 (C6-C10)-aryl-,
 (C6-C10)-aryl-(C1-C12)aliphatic-,
 (C3-C10)-heterocyclyl-,
 (C6-C10)-heterocyclyl-(C1-C12)aliphatic-,
 (C5-C10)-heteraryl-, or
 (C5-C10)-heteroaryl-(C1-C12)-aliphatic-;

wherein R⁷ has up to 3 substituents selected independently from J₂; and

J₂ is halogen, -OR⁷, -OC(O)N(R⁷)₂, -NO₂, -CN, -CF₃, -OCF₃, -R⁷, oxo, thioxo, 1,2-methylenedioxy, 1,2-ethylenedioxy, -N(R⁷)₂, -SR⁷, -SOR⁷, -SO₂R⁷, -SO₂N(R⁷)₂, -SO₃R⁷, -C(O)R⁷, -C(O)C(O)R⁷, -C(O)CH₂C(O)R⁷, -C(S)R⁷, -C(O)OR⁷, -OC(O)R⁷, -C(O)N(R⁷)₂, -OC(O)N(R⁷)₂, -C(S)N(R⁷)₂, (CH₂)₀₋₂NHC(O)R⁷, -N(R⁷)N(R⁷)COR⁷, -N(R⁷)N(R⁷)C(O)OR⁷, N(R⁷)N(R⁷)CON(R⁷)₂, -N(R⁷)SO₂R⁷, -N(R⁷)SO₂N(R⁷)₂, -N(R⁷)C(O)OR⁷, -N(R⁷)C(O)R⁷, -N(R⁷)C(S)R⁷, -N(R⁷)C(O)N(R⁷)₂, -N(R⁷)C(S)N(R⁷)₂, -N(COR⁷)COR⁷, -N(OR⁷)R⁷, -CN, -C(=NH)N(R⁷)₂, -C(O)N(OR⁷)R⁷, -C(=NOR⁷)R⁷, -OP(O)(OR⁷)₂, -P(O)(R⁷)₂, -P(O)(OR⁷)₂, or -P(O)(H)(OR⁷); and

R⁸ is (C1-C12)-aliphatic- (C3-C10)-cycloaliphatic-, (C6-C10)-aryl-, (C3-C10)-heterocyclyl-, (C5-C10)-heteroaryl-, (C3-C10)-cycloaliphatic-(C1-C12)-aliphatic-, (C6-C10)-aryl-(C1-C12)-aliphatic-, (C3-C10)-heterocyclyl-(C1-C12)-aliphatic-, or (C5-C10)-heteroaryl-(C1-C12)-aliphatic-, wherein up to 3 aliphatic carbon atoms may be replaced with a group selected from O, N, N(R), S, SO, and SO₂.

3. The compound according to claim 1 or claim 2, wherein R⁵ is -CH₂O-2,3,5,6-tetrafluorophenyl.
4. The compound according to claim 1 or claim 2, wherein R⁵ is -CH₂F.
5. The compound according to any one of claims 1-4, wherein R¹ is R⁶C(O)-.
6. The compound according to any one of claims 1-4, wherein R¹ is R⁶SO₂-.
7. The compound according to any one of claims 1-4, wherein R¹ is R⁵-.
8. The compound according to any one of claims 1-4, wherein R¹ is (R⁶)₂NC(O)-.
9. The compound according to any one of claims 1-4, wherein R¹ is (R⁶) (H)NC(O)-.
10. The compound according to any one of claims 1-4, wherein R¹ is (R⁶)OC(O)-.
11. The compound according to any one of claims 1-10, wherein R⁶ is (C1-C4)-aliphatic-, (C3-C10)-cycloaliphatic-, (C3-C10)-heterocyclyl-, (C5-C10)-heteroaryl-, (C6-C10)-aryl-, or (C6-C10)-aryl-(C1-C12)-; wherein up to 3 aliphatic carbon atoms may be replaced by a group selected from O, N, N(R), S, SO, and SO₂; and wherein R⁶ is optionally substituted.
12. The compound according to any one of claims 1-10, wherein R⁶ is (C1-C4)-aliphatic-, (C5-C10)-heteroaryl-, or (C6-C10)-aryl-, wherein the heteroaryl or aryl is optionally substituted or wherein each R⁶ together with the N-atom is a (C3-C7)-cycloaliphatic group.
13. The compound according to any one of claims 1-10, wherein R⁶ is (C1-C4)-aliphatic- or (C6-C10)-aryl-, wherein the aryl is optionally substituted or wherein each R⁶ together with the N-atom is a (C3-C7)-cycloaliphatic group.
14. The compound according to any one of claims 1-13, wherein the aliphatic is (C1-C4)-alkyl-.
15. The compound according to any one of claims 1-14, wherein R² is hydrogen, CF₃, or CH₃.
16. The compound according to any one of claims 1-15, wherein R² is hydrogen or CF₃.
17. The compound according to any one of claims 1-16, wherein R³ is (C1-C4)-alkyl-.

18. The compound according to any one of claims 1-17, wherein R³ is ethyl.

19. A compound selected from Table 1.

20. A pharmaceutical composition comprising:

- a) a compound according to any one of claims 1-19; and
- b) a pharmaceutically acceptable carrier, adjuvant or vehicle.

21. A method for treating IL-1 mediated disease, an apoptosis mediated disease, an inflammatory disease, an autoimmune disease, a destructive bone disorder, a proliferative disorder, an infectious disease, a degenerative disease, a disease associated with cell death, a viral mediated disease, or liver disease in a patient comprising administering to the patient a therapeutically effective amount of a compound according to any one of claims 1-19 or a pharmaceutical composition according to claim 20.

22. A method for treating rheumatoid arthritis, osteoarthritis, osteoporosis, systemic lupus erythematosus, scleroderma, chronic thyroiditis, Grave's disease, myasthenia gravis, autoimmune neutropenia, autoimmune hemolytic anemia, thrombocytopenia, juvenile rheumatoid arthritis, gout, Behcet's syndrome, Still's syndrome, macrophage activation syndrome, sarcoidosis, Muckle-Wells syndrome, familial cold urticaria, chronic infantile neurological cutaneous and articular syndrome, familial mediterranean fever, TNFR1-Associated Periodic Syndrome (TRAPS), Hyper-IgD periodic fever Syndrome (HIDS), Blau's syndrome, psoriasis, atopic dermatitis, scarring, alopecia, acne vulgaris, pemphigus, asthma, adult respiratory distress syndrome, cystic fibrosis, emphysema, chronic bronchitis, chronic obstructive pulmonary disease, idiopathic pulmonary fibrosis, inflammatory peritonitis, inflammatory bowel disease, Crohn's disease, ulcerative colitis, autoimmune gastritis, H.pylori-associated gastric and duodenal ulcer disease, diabetes, pancreatitis, glomerulonephritis, chronic active hepatitis, excess dietary alcohol intake disease, renal disease, polycystic kidney disease, burns, organ apoptosis after burn injury, haemorrhagic shock, organ failure, endometriosis, graft vs. host disease, organ transplant rejection, leukemia, myelodysplastic syndrome, multiple myeloma-related bone disorder, acute myelogenous leukemia, chronic myelogenous leukemia, metastatic melanoma, Kaposi's sarcoma, multiple myeloma, chronic heart disease, acute heart disease, myocardial infarction, myocardial ischemia, congestive heart failure, atherosclerosis, coronary artery bypass graft (CABG), a complication associated with a coronary artery bypass graft, acute coronary syndrome, Alzheimer's disease, Parkinson's disease, Huntington's disease, Kennedy's disease, prion disease, cerebral ischemia, epilepsy, spinal muscular atrophy, amyotrophic lateral sclerosis, multiple sclerosis, HIV-related encephalitis, traumatic brain injury, spinal cord injury, neurological damage due to stroke, diabetic neuropathy, acute and chronic pain, uveitis, retinal disorders, diabetic retinopathy, glaucoma, keratitis, viral mediated disease, sepsis, septic shock, shigellosis, hepatitis-B, hepatitis-C, hepatitis-G, yellow fever, dengue fever, Japanese encephalitis, HIV infection, tuberculosis, meningitis, Pseudomonas infection, Acinetobacter infection, or aging in a patient comprising administering to the patient a therapeutically effective amount of a compound according to any one of claims 1-19 or a pharmaceutical composition according to claim 20.

23. The method according to claim 22, wherein the disease is osteoarthritis, pancreatitis, asthma, adult respiratory distress syndrome, glomerulonephritis, rheumatoid arthritis, systemic lupus erythematosus, scleroderma, chronic thyroiditis, Grave's disease, autoimmune gastritis, insulin-dependent diabetes mellitus (Type I), autoimmune hemolytic anemia, autoimmune neutropenia, thrombocytopenia, chronic active hepatitis, myasthenia gravis, inflammatory bowel disease, Crohn's disease, psoriasis, graft vs. host disease, osteoporosis, multiple myeloma-related bone disorder, acute myelogenous leukemia, chronic myelogenous leukemia, metastatic melanoma, Kaposi's sarcoma, multiple myeloma, sepsis, septic shock, Shigellosis, cerebral ischemia, myocardial ischemia, spinal muscular atrophy, or neurological damage due to stroke.

24. The method according to claim 22, wherein said disease is a complication associated with a coronary artery bypass graft.

25. A method for inhibiting a caspase-mediated function in a patient comprising administering to the patient a therapeutically effective amount of a compound according to any one of claims 1-19 or a pharmaceutical composition according to claim 20.

26. The method for decreasing IGIF or IFN- γ production in a patient comprising administering a pharmaceutically effective amount of a compound according to any one of claims 1-19 or a pharmaceutical composition according to claim 20.

27. A method of preserving cells, said method comprising the step of bathing the cells in a solution of the compound according to any one of claims 1-19.

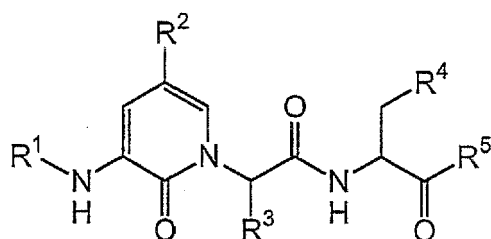
28. The method according to claim 27, wherein said cells are in:

- a) an organ intended for transplant; or
- b) a blood product.

29. A method of treating cancer using immunotherapy, wherein said immunotherapy comprises as a component thereof a compound according to any one of claims 1-19.

30. The method according to any one of claims 20-29 wherein the method comprises administering an additional therapeutic agent.

31. A process for preparing a compound of formula (I):



(I)

R¹ is R⁶C(O)-, HC(O)-, R⁶SO₂-, R⁶OC(O)-, (R⁶)₂NC(O)-, (R⁶)(H)NC(O)-, R⁶C(O)C(O)-, R⁶-, (R⁶)₂NC(O)C(O)-, (R⁶)(H)NC(O)C(O)-, or R⁶OC(O)C(O)-;

R² is hydrogen, -CF₃, -halo, -OR⁷, -NO₂, -OCF₃, -CN, or R⁸;

R³ is hydrogen or (C1-C4)-aliphatic-;

R⁴ is -COOH or -COOR⁸;

R⁵ is -CH₂F or -CH₂O-2,3,5,6-tetrafluorophenyl;

R⁶ is (C1-C12)-aliphatic- (C3-C10)-cycloaliphatic-, (C6-C10)-aryl-, (C3-C10)-heterocyclyl-, (C5-C10)-heteroaryl-, (C3-C10)-cycloaliphatic-(C1-C12)-aliphatic-, (C6-C10)-aryl-(C1-C12)-aliphatic-, (C3-C10)-heterocyclyl-(C1-C12)-aliphatic-, (C5-C10)-heteroaryl-(C1-C12)-aliphatic-, or two R⁶ groups bound to the same atom form together with that atom a 3- to 10-membered aromatic or nonaromatic ring; wherein any ring is optionally fused to a (C6-C10)aryl, (C5-C10)heteroaryl, (C3-C10)cycloalkyl, or a (C3-C10)heterocyclyl; wherein up to 3 aliphatic carbon atoms may be replaced by a group selected from O, N, N(R), S, SO, and SO₂; and wherein R⁶ is substituted with up to 6 substituents independently selected from R;

R is halogen, -OR⁷, -OC(O)N(R⁷)₂, -NO₂, -CN, -CF₃, -OCF₃, -R⁷, oxo, thioxo, =NR⁷, =N(OR⁷), 1,2-methylenedioxy, 1,2-ethylenedioxy, -N(R⁷)₂, -SR⁷, -SOR⁷, -SO₂R⁷, -SO₂N(R⁷)₂, -SO₃R⁷, -C(O)R⁷, -C(O)C(O)R⁷, -C(O)C(O)OR⁷, -C(O)C(O)N(R⁷)₂, -C(O)CH₂C(O)R⁷, -C(S)R⁷, -C(S)OR⁷, -C(O)R⁷, -OC(O)R⁷, -C(O)N(R⁷)₂, -OC(O)N(R⁷)₂, -C(S)N(R⁷)₂, (CH₂)₀₋₂NHC(O)R⁷, -N(R⁷)N(R⁷)COR⁷, -N(R⁷)N(R⁷)C(O)OR⁷, -N(R⁷)N(R⁷)CON(R⁷)₂, -N(R⁷)SO₂R⁷, -N(R⁷)SO₂N(R⁷)₂, -N(R⁷)C(O)OR⁷, -N(R⁷)C(O)R⁷, -N(R⁷)C(S)R⁷, -N(R⁷)C(O)N(R⁷)₂, -N(R⁷)C(S)N(R⁷)₂, -N(COR⁷)COR⁷, -N(OR⁷)R⁷, -C(=NH)N(R⁷)₂, -C(O)N(OR⁷)R⁷, -C(=NOR⁷)R⁷, -OP(O)(OR⁷)₂, -P(O)(R⁷)₂, -P(O)(OR⁷)₂, or -P(O)(H)(OR⁷);

two R⁷ groups together with the atoms to which they are bound form a 3- to 10-membered aromatic or nonaromatic ring having up to 3 heteroatoms independently selected from N, N(R), O, S, SO, or SO₂, wherein the ring is optionally fused to a (C6-C10)aryl, (C5-C10)heteroaryl, (C3-C10)cycloalkyl, or a (C3-C10)heterocyclyl, and wherein any ring has up to 3 substituents selected independently from J₂; or each R⁷ is independently selected from:

- hydrogen-,
- (C1-C12)-aliphatic-,
- (C3-C10)-cycloaliphatic-,
- (C3-C10)-cycloaliphatic-(C1-C12)-aliphatic-,

(C6-C10)-aryl-,
 (C6-C10)-aryl-(C1-C12)aliphatic-,
 (C3-C10)-heterocyclyl-,
 (C6-C10)-heterocyclyl-(C1-C12)aliphatic-,
 (C5-C10)-heteroaryl-, or
 (C5-C10)-heteroaryl-(C1-C12)-aliphatic-;

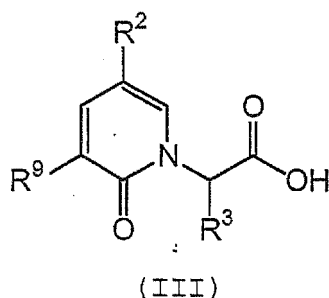
wherein R^7 has up to 3 substituents selected independently from J_2 ; and

J_2 is halogen, $-OR^7$, $-OC(O)N(R^7)_2$, $-NO_2$, $-CN$, $-CF_3$, $-OCF_3$, $-R^7$, oxo, thioxo, $=NR^7$, $=N(OR^7)$, 1,2-methylenedioxy, 1,2-ethylenedioxy, $-N(R^7)_2$, $-SR^7$, $-SOR^7$, $-SO_2R^7$, $-SO_2N(R^7)_2$, $-SO_3R^7$, $-C(O)R^7$, $-C(O)C(O)R^7$, $-C(O)C(O)OR^7$, $-C(O)C(O)N(R^7)_2$, $-C(O)CH_2C(O)R^7$, $-C(S)R^7$, $-C(S)OR^7$, $-C(O)OR^7$, $-OC(O)R^7$, $-C(O)N(R^7)_2$, $-OC(O)N(R^7)_2$, $-C(S)N(R^7)_2$, $-(CH_2)_{0-2}NHC(O)R^7$, $-N(R^7)N(R^7)COR^7$, $-N(R^7)N(R^7)C(O)OR^7$, $-N(R^7)N(R^7)CON(R^7)_2$, $-N(R^7)SO_2R^7$, $-N(R^7)SO_2N(R^7)_2$, $-N(R^7)C(O)OR^7$, $-N(R^7)C(O)R^7$, $-N(R^7)C(S)R^7$, $-N(R^7)C(O)N(R^7)_2$, $-N(R^7)C(S)N(R^7)_2$, $-N(COR^7)COR^7$, $-N(OR^7)R^7$, $-CN$, $-C(=NH)N(R^7)_2$, $-C(O)N(OR^7)R^7$, $-C(=NOR^7)R^7$, $-OP(O)(OR^7)_2$, $-P(O)(R^7)_2$, $-P(O)(OR^7)_2$, or $-P(O)(H)(OR^7)$; and

R^8 is (C1-C12)-aliphatic- (C3-C10)-cycloaliphatic-, (C6-C10)-aryl-, (C3-C10)-heterocyclyl-, (C5-C10)-heteroaryl-, (C3-C10)-cycloaliphatic-(C1-C12)-aliphatic-, (C6-C10)-aryl-(C1-C12)-aliphatic-, (C3-C10)-heterocyclyl-(C1-C12)-aliphatic-, or (C5-C10)-heteroaryl-(C1-C12)-aliphatic-, wherein up to 3 aliphatic carbon atoms may be replaced with a group selected from O, N, N(R), S, SO, and SO_2 ; and wherein R^8 is optionally substituted with up to 6 substituents independently selected from R;

comprising:

(a) reacting a compound of formula (III):



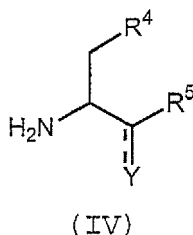
wherein:

R^9 is $-NO_2$, $-C(O)OR^{10}$, $-CN$, $R^6C(O)N(H)-$, $R^6SO_2N(H)-$, $R^6OC(O)N(H)-$, $(R^6)_2NC(O)N(H)-$, $R^6C(O)C(O)N(H)-$, $R^6N(H)-$, $(R^6)_2NC(O)C(O)N(H)-$, or $R^6OC(O)C(O)N(H)-$;

R^{10} is independently hydrogen, (C1-C12)-aliphatic- (C3-C10)-cycloaliphatic-, (C6-C10)-aryl-, (C3-C10)-heterocyclyl-, (C5-C10)-heteroaryl-, (C3-C10)-cycloaliphatic-(C1-C12)-aliphatic-, (C6-C10)-aryl-(C1-C12)-aliphatic-, (C3-C10)-heterocyclyl-(C1-C12)-aliphatic-, (C5-C10)-heteroaryl-(C1-C12)-aliphatic-, wherein up to 3 aliphatic carbon atoms may be replaced with a group selected from O, N(H), N(R), S, SO, and SO_2 and wherein R^{10} is optionally substituted with up to 6 substituents independently selected from R; and

R, R^2 , R^3 and R^6 are as defined above;

with a compound of formula (IV):



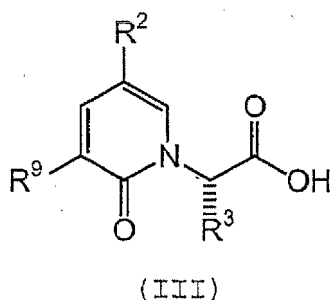
wherein Y is either a carbonyl group or an OH group; and R⁴ and R⁵ are as defined above;

in the presence of coupling conditions and a solvent;

provided that if Y is an OH group, then the process further comprises (b) oxidizing the OH group to provide the compound of formula (I); and

provided that if R⁹ is -NO₂, -C(O)OR¹⁰, or -CN, the process comprises the further step of converting the -NO₂, -C(O)OR¹⁰, or -CN into R⁶C(O)N(H)-, R⁶SO₂N(H)-, R⁶OC(O)N(H)-, (R⁶)₂NC(O)N(H)-, R⁶C(O)C(O)N(H)-, R⁶N(H)-, (R⁶)₂NC(O)C(O)N(H)-, or R⁶OC(O)C(O)N(H)-.

32. The process according to claim 31, wherein the compound of formula (III):



wherein

R² is hydrogen, -CF₃, -halo, -OR⁷, -NO₂, -OCF₃, -CN, or R⁸;

R³ is hydrogen or (C1-C4)-aliphatic-

R⁹ is -NO₂, -C(O)OR¹⁰, -CN, R⁶C(O)N(H)-, R⁶SO₂N(H)-, R⁶OC(O)N(H)-, (R⁶)₂NC(O)N(H)-, R⁶C(O)C(O)N(H)-, R⁶N(H)-, (R⁶)₂NC(O)C(O)N(H)-, or R⁶OC(O)C(O)N(H)-;

R⁶ is (C1-C12)-aliphatic- (C3-C10)-cycloaliphatic-, (C6-C10)-aryl-, (C3-C10)-heterocyclyl-, (C5-C10)-heteroaryl-, (C3-C10)-cycloaliphatic-(C1-C12)-aliphatic-, (C6-C10)-aryl-(C1-C12)-aliphatic-, (C3-C10)-heterocyclyl-(C1-C12)-aliphatic-, (C5-C10)-heteroaryl-(C1-C12)-aliphatic-, or two R⁶ groups bound to the same atom form together with that atom a 3- to 10-membered aromatic or nonaromatic ring; wherein any ring is optionally fused to a (C6-C10)aryl, (C5-C10)heteroaryl, (C3-C10)cycloalkyl, or a (C3-C10)heterocyclyl; wherein up to 3 aliphatic carbon atoms may be replaced by a group selected from O, N, N(R), S, SO, and SO₂; and wherein R⁶ is substituted with up to 6 substituents independently selected from R;

R is halogen, -OR⁷, -OC(O)N(R⁷)₂, -NO₂, -CN, -CF₃, -OCF₃, -R⁷, oxo, thioxo, =NR⁷, =N(OR⁷), 1,2-methylenedioxy, 1,2-ethylenedioxy, -N(R⁷)₂, -SR⁷, -SOR⁷, -SO₂N(R⁷)₂, -SO₃R⁷, -C(O)R⁷, -C(O)C(O)R⁷, -C(O)C(O)OR⁷, -C(O)C(O)N(R⁷)₂, -C(O)CH₂C(O)R⁷, -C(S)R⁷, -C(O)OR⁷, -OC(O)R⁷, -C(O)N(R⁷)₂, -OC(O)N(R⁷)₂, -C(S)N(R⁷)₂, -(CH₂)₀₋₂NHC(O)R⁷, -N(R⁷)N(R⁷)COR⁷, -N(R⁷)N(R⁷)C(O)OR⁷, -N(R⁷)N(R⁷)CON(R⁷)₂, -N(R⁷)SO₂R⁷, -N(R⁷)SO₂N(R⁷)₂, -N(R⁷)C(O)OR⁷, -N(R⁷)C(O)R⁷, -N(R⁷)C(S)R⁷, -N(R⁷)C(O)N(R⁷)₂, -N(R⁷)C(S)N(R⁷)₂, -N(COR⁷)COR⁷, -N(OR⁷)R⁷, -C(=NH)N(R⁷)₂, -C(O)N(OR⁷)R⁷, -C(=NOR⁷)R⁷, -OP(O)(OR⁷)₂, -P(O)(R⁷)₂, -P(O)(OR⁷)₂, or -P(O)(H)(OR⁷);

two R⁷ groups together with the atoms to which they are bound form a 3- to 10-membered aromatic or nonaromatic ring having up to 3 heteroatoms independently selected from N, N(R), O, S, SO, or SO₂, wherein the ring is optionally fused to a (C6-C10)aryl, (C5-C10)heteroaryl, (C3-C10)cycloalkyl, or a (C3-C10)heterocyclyl, and wherein any ring has up to 3 substituents selected independently from J₂; or each R⁷ is independently selected from:

hydrogen-,
(C1-C12)-aliphatic-,
(C3-C10)-cycloaliphatic-,
(C3-C10)-cycloaliphatic-(C1-C12)-aliphatic-,
(C6-C10)-aryl-,
(C6-C10)-aryl-(C1-C12)aliphatic-,
(C3-C10)-heterocyclyl-,
(C6-C10)-heterocyclyl-(C1-C12)aliphatic-,
(C5-C10)-heteroaryl-, or

(C5-C10)-heteroaryl-(C1-C12)-aliphatic-;

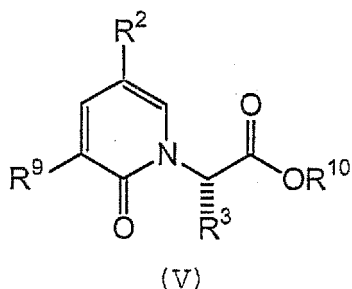
wherein R^7 has up to 3 substituents selected independently from J_2 ; and

J_2 is halogen, $-OR^7$, $-OC(O)N(R^7)_2$, $-NO_2$, $-CN$, $-CF_3$, $-OCF_3$, $-R^7$, oxo, thioxo, $=NR^7$, $=N(OR^7)$, 1,2-methylenedioxy, 1, 2-ethylenedioxy, $-N(R^7)_2$, $-SR^7$, $-SOR^7$, $-SO_2R^7$, $-SO_2N(R^7)_2$, $-SO_3R^7$, $-C(O)R^7$, $-C(O)C(O)R^7$, $-C(O)C(O)N(R^7)_2$, $-C(O)CH_2C(O)R^7$, $-C(S)R^7$, $-C(S)OR^7$, $-C(O)OR^7$, $-OC(O)R^7$, $-C(O)N(R^7)_2$, $-OC(O)N(R^7)_2$, $-C(S)N(R^7)_2$, $-(CH_2)_{0-2}NHC(O)R^7$, $-N(R^7)N(R^7)COR^7$, $-N(R^7)N(R^7)C(O)OR^7$, $-N(R^7)N(R^7)CON(R^7)_2$, $-N(R^7)SO_2R^7$, $-N(R^7)SO_2N(R^7)_2$, $-N(R^7)C(O)OR^7$, $-N(R^7)C(O)R^7$, $-N(R^7)C(S)R^7$, $-N(R^7)C(O)N(R^7)_2$, $-N(R^7)C(S)N(R^7)_2$, $-N(COR^7)COR^7$, $-N(OR^7)R^7$, $-CN$, $-C(=NH)N(R^7)_2$, $-C(O)N(OR^7)R^7$, $-C(=NOR^7)R^7$, $-OP(O)(OR^7)_2$, $-P(O)(R^7)_2$, $-P(O)(OR^7)_2$, or $-P(O)(H)(OR^7)$; and

R^8 is (C1-C12)-aliphatic (C3-C10)-cycloaliphatic-, (C6-C10)-aryl-, (C3-C10)-heterocyclyl-, (C5-C10)-heteroaryl-, (C3-C10)-cycloaliphatic-(C1-C12)-aliphatic-, (C6-C10)-aryl-(C1-C12)-aliphatic-, (C3-C10)-heterocyclyl-(C1-C12)-aliphatic-, or (C5-C10)-heteroaryl(C1-C12)-aliphatic-, wherein up to 3 aliphatic carbon atoms may be replaced with a group selected from O, N, N(R), S, SO, and SO_2 ; and wherein R^8 is optionally substituted with up to 6 substituents independently selected from R;

is prepared by a process comprising:

(c) reacting a compound of formula (V):



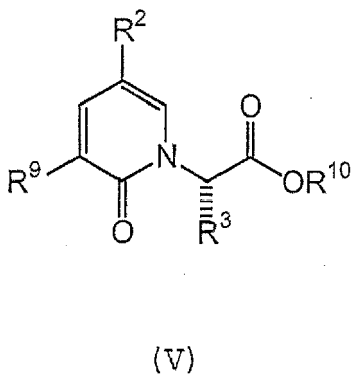
wherein:

R^{10} is independently hydrogen, (C1-C12)-aliphatic- (C3-C10)-cycloaliphatic-, (C6-C10)-aryl-, (C3-C10)-heterocyclyl-, (C5-C10)-heteroaryl-, (C3-C10)-cycloaliphatic-(C1-C12)-aliphatic-, (C6-C10)-aryl-(C1-C12)-aliphatic-, (C3-C10)-heterocyclyl-(C1-C12)-aliphatic-, (C5-C10)-heteroaryl(C3-C12)-aliphatic-, wherein up to 3 aliphatic carbon atoms may be replaced with a group selected from O, N, N(R), S, SO, and SO_2 ; and

R , R^2 , R^3 , and R^9 are as defined above ;

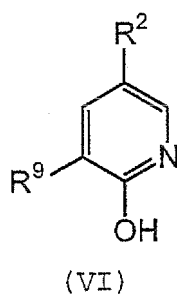
in a solvent in the presence of deprotecting conditions.

33. The process according to claim 32, wherein the compound of formula (V):

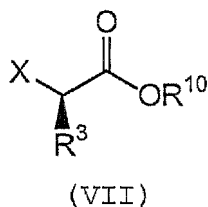


wherein R^2 , R^3 , R^9 , and R^{10} are as defined in claim 32;
is prepared by a process comprising:

(d) reacting a compound of formula (VI):

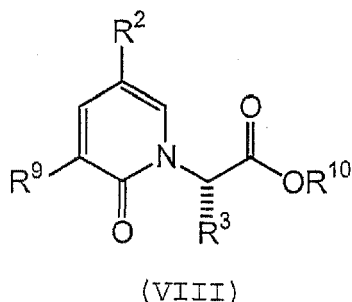


wherein R^2 and R^9 are as defined in claim 32;
with a compound of formula (VII);



wherein X is a suitable leaving group; and
 R^3 and R^{10} are as defined above;
in the presence of a solvent and a base.

34. A process for preparing a compound of formula (VIII):



wherein:

R^2 is $-\text{CF}_3$, $-\text{Cl}$, $-\text{OR}^7$, $-\text{NO}_2$, $-\text{OCF}_3$, $-\text{CN}$, or R^8 ;

R^3 is hydrogen or (C1-C4)-aliphatic;

R^9 is $-\text{NO}_2$, $-\text{C}(\text{O})\text{OR}^{10}$, $-\text{CN}$, $\text{R}^6\text{C}(\text{O})\text{N}(\text{H})-$, $\text{R}^6\text{SO}_2\text{N}(\text{H})-$, $\text{R}^6\text{OC}(\text{O})\text{N}(\text{H})-$, $(\text{R}^6)_2\text{NC}(\text{O})\text{N}(\text{H})-$, $\text{R}^6\text{C}(\text{O})\text{C}(\text{O})\text{N}(\text{H})-$, $\text{R}^6\text{N}(\text{H})-$, $(\text{R}^6)_2\text{NC}(\text{O})\text{C}(\text{O})\text{N}(\text{H})-$, or $\text{R}^6\text{OC}(\text{O})\text{C}(\text{O})\text{N}(\text{H})-$;

R^{10} is independently hydrogen, (C1-C12)-aliphatic- (C3-C10)-cycloaliphatic-, (C6-C10)-aryl-, (C3-C10)-heterocyclyl-, (C5-C10)-heteroaryl-, (C3-C10)-cycloaliphatic-(C1-C12)-aliphatic-, (C6-C10)-aryl-(C1-C12)-aliphatic-, (C3-C10)-heterocyclyl-(C1-C12)-aliphatic-, (C5-C10)-heteroaryl-(C1-C12)-aliphatic-, wherein up to 3 aliphatic carbon atoms may be replaced with a group selected from O, N(H), N(R), S, SO, and SO_2 ; and wherein R^{10} is optionally substituted with up to 6 substituents independently selected from R; R^6 is (C1-C12)-aliphatic- (C3-C10)-cycloaliphatic-, (C6-C10)-aryl-, (C3-C10)-heterocyclyl-, (C5-C10)-heteroaryl-, (C3-C10)-cycloaliphatic-(C1-C12)-aliphatic-, (C6-C10)-aryl-(C1-C12)-aliphatic-, (C3-C10)-hetero-

cyclyl-(C1-C12)-aliphatic-, (C5-C10)-heteroaryl(C1-C12)-aliphatic-, or two R⁶ groups bound to the same atom form together with that atom a 3- to 10-membered aromatic or nonaromatic ring; wherein any ring is optionally fused to a (C6-C10)aryl, (C5-C10)heteroaryl, (C3-C10)cycloalkyl, or a (C3-C10)heterocyclyl; wherein up to 3 aliphatic carbon atoms may be replaced by a group selected from O, N, N(R), S, SO, and SO₂; and wherein R⁶ is substituted with up to 6 substituents independently selected from R;

R is halogen, -OR⁷, -OC(O)N(R⁷)₂, -NO₂, -CN, -CF₃, -OCF₃, -R⁷, oxo, thioxo, =NR⁷, =N(OR⁷), 1,2-methylenedioxy, 1,2-ethylenedioxy, -N(R⁷)₂, -SR⁷, -SOR⁷, -SO₂R⁷, -SO₂N(R⁷)₂, -SO₃R⁷, -C(O)R⁷, -C(O)C(O)R⁷, -C(O)C(O)OR⁷, -C(O)C(O)N(R⁷)₂, -C(O)CH₂C(O)R⁷, -C(S)R⁷, -C(S)OR⁷, -C(O)OR⁷, -OC(O)R⁷, -C(O)N(R⁷)₂, -OC(O)N(R⁷)₂, -C(S)N(R⁷)₂, -(CH₂)₀₋₂NHC(O)R⁷, -N(R⁷)N(R⁷)COR⁷, -N(R⁷)N(R⁷)C(O)OR⁷, -N(R⁷)N(R⁷)CON(R⁷)₂, -N(R⁷)SO₂R⁷, -N(R⁷)SO₂N(R⁷)₂, -N(R⁷)C(O)OR⁷, -N(R⁷)C(O)R⁷, -N(R⁷)C(S)R⁷, -N(R⁷)C(O)N(R⁷)₂, -N(R⁷)C(S)N(R⁷)₂, -N(COR⁷)COR⁷, -N(OR⁷)R⁷, -C(=NH)N(R⁷)₂, -C(O)N(OR⁷)R⁷, -C(=NOR⁷)R⁷, -OP(O)(OR⁷)₂, -P(O)(R⁷)₂, -P(O)(OR⁷)₂, or -P(O)(H)(OR⁷);

two R⁷ groups together with the atoms to which they are bound form a 3- to 10-membered aromatic or nonaromatic ring having up to 3 heteroatoms independently selected from N, N(R), O, S, SO, or SO₂, wherein the ring is optionally fused to a (C6-C10)aryl, (C5-C10)heteroaryl, (C3-C10)cycloalkyl, or a (C3-C10)heterocyclyl, and wherein any ring has up to 3 substituents selected independently from J₂; or each R⁷ is independently selected from:

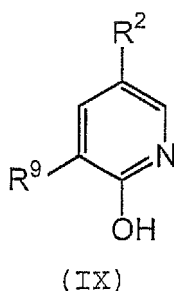
hydrogen-,
(C1-C12)-aliphatic-,
(C3-C10)-cycloaliphatic-,
(C3-C10)-cycloaliphatic-(C1-C12)-aliphatic-,
(C6-C10)-aryl-,
(C6-C10)-aryl-(C1-C12)aliphatic-,
(C3-C10)-heterocyclyl-,
(C6-C10)-heterocyclyl-(C1-C12)aliphatic-,
(C5-C10)-heteroaryl-, or
(C5-C10)-heteroaryl-(C1-C12)-aliphatic-;

wherein R⁷ has up to 3 substituents selected independently from J₂; and

J₂ is halogen, -OR⁷, -OC(O)N(R⁷)₂, -NO₂, -CN, -CF₃, -OCF₃, -R⁷, oxo, thioxo, =NR⁷, =N(OR⁷), 1,2-methylenedioxy, 1,2-ethylenedioxy, -N(R⁷)₂, -SR⁷, -SOR⁷, -SO₂R⁷, -SO₂N(R⁷)₂, -SO₃R⁷, -C(O)R⁷, -C(O)C(O)R⁷, -C(O)C(O)OR⁷, -C(O)C(O)N(R⁷)₂, -C(O)CH₂C(O)R⁷, -C(S)R⁷, -C(S)OR⁷, -C(O)OR⁷, -OC(O)R⁷, -C(O)N(R⁷)₂, -OC(O)N(R⁷)₂, -C(S)N(R⁷)₂, -(CH₂)₀₋₂NHC(O)R⁷, -N(R⁷)N(R⁷)COR⁷, -N(R⁷)N(R⁷)C(O)OR⁷, -N(R⁷)N(R⁷)CON(R⁷)₂, -N(R⁷)SO₂R⁷, -N(R⁷)SO₂N(R⁷)₂, -N(R⁷)C(O)OR⁷, -N(R⁷)C(O)R⁷, -N(R⁷)C(S)R⁷, -N(R⁷)C(O)N(R⁷)₂, -N(R⁷)C(S)N(R⁷)₂, -N(COR⁷)COR⁷, -N(OR⁷)R⁷, -CN, -C(=NH)N(R⁷)₂, -C(O)N(OR⁷)R⁷, -C(=NOR⁷)R⁷, -OP(O)(OR⁷)₂, -P(O)(R⁷)₂, -P(O)(OR⁷)₂, or -P(O)(H)(OR⁷); and

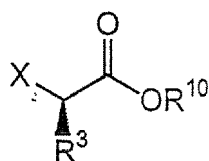
R⁸ is (C1-C12)-aliphatic- (C3-C10)-cycloaliphatic-, (C6-C10)-aryl-, (C3-C10)-heterocyclyl-, (C5-C10)-heteroaryl-, (C3-C10)-cycloaliphatic-(C1-C12)-aliphatic-, (C6-C10)-aryl-(C1-C12)-aliphatic-, (C3-C10)-heterocyclyl-(C1-C12)-aliphatic-, or (C5-C10)-heteroaryl(C1-C12)-aliphatic-, wherein up to 3 aliphatic carbon atoms may be replaced with a group selected from O, N, N(R), S, SO, and SO₂; and wherein R⁸ is optionally substituted with up to 6 substituents independently selected from R;

comprising the step of (e) reacting a compound of formula (IX):



wherein R² and R⁹ are as defined above;

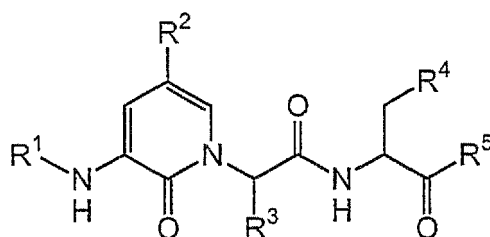
with a compound of formula (VII):



(VII)

wherein R³ and R¹⁰ are as defined above; and X is a suitable leaving group; in the presence of a solvent and a base.

35. A process for preparing a compound of formula (I):



(I)

wherein:

R¹ is R⁶C(O)-, R⁶SO₂-, R⁶OC(O)-, (R⁶)₂NC(O)-, (R⁶)(H)NC(O)-, R⁶C(O)C(O)-, R⁶-, (R⁶)₂NC(O)C(O)-, (R⁶)(H)NC(O)C(O)-, or R⁶OC(O)C(O)-;

R² is hydrogen, -CF₃, -halo, -OR⁷, -NO₂, -OCF₃, -CN, or R⁸;

R³ is hydrogen or (C1-C4)-aliphatic-;

R⁴ is -COOH or -COOR⁸;

R⁵ is -CH₂F or -CH₂O-2,3,5,6-tetrafluorophenyl;

R⁶ is (C1-C12)-aliphatic- (C3-C10)-cycloaliphatic-, (C6-C10)-aryl-, (C3-C10)-heterocyclyl-, (C5-C10)-heteroaryl-, (C3-C10)-cycloaliphatic-(C1-C12)-aliphatic-, (C6-C10)-aryl-(C1-C12)-aliphatic-, (C3-C10)-heterocyclyl-(C1-C12)-aliphatic-, (C5-C10)-heteroaryl-(C1-C12)-aliphatic-, or two R⁶ groups bound to the same atom form together with that atom a 3- to 10-membered aromatic or nonaromatic ring; wherein any ring is optionally fused to a (C6-C10)aryl, (C5-C10)heteroaryl, (C3-C10)cycloalkyl, or a (C3-C10)heterocyclyl; wherein up to 3 aliphatic carbon atoms may be replaced by a group selected from O, N, N(R), S, SO, and SO₂; and wherein R⁶ is substituted with up to 6 substituents independently selected from R;

R is halogen, -OR⁷, -OC(O)N(R⁷)₂, -NO₂, -CN, -CF₃, -OCF₃, -R⁷, oxo, thioxo, =NR⁷, =N(OR⁷), 1,2-methylenedioxy, 1,2-ethylenedioxy, -N(R⁷)₂, -SR⁷, -SOR⁷, -SO₂R⁷, -SO₂N(R⁷)₂, -SO₃R⁷, -C(O)R⁷, -C(O)C(O)R⁷, -C(O)C(O)OR⁷, -C(O)C(O)N(R⁷)₂, -C(O)CH₂C(O)R⁷, -C(S)R⁷, -C(S)OR⁷, -C(O)OR⁷, -OC(O)R⁷, -C(O)N(R⁷)₂, -OC(O)N(R⁷)₂, -C(S)N(R⁷)₂, -(CH₂)₀₋₂NHC(O)R⁷, -N(R⁷)N(R⁷)COR⁷, -N(R⁷)N(R⁷)C(O)OR⁷, -N(R⁷)N(R⁷)CON(R⁷)₂, -N(R⁷)SO₂R⁷, -N(R⁷)SO₂N(R⁷)₂, -N(R⁷)C(O)OR⁷, -N(R⁷)C(O)R⁷, -N(R⁷)C(S)R⁷, -N(R⁷)C(O)N(R⁷)₂, -N(R⁷)C(S)N(R⁷)₂, -N(COR⁷)COR⁷, -N(OR⁷)R⁷, -C(=NH)N(R⁷)₂, -C(O)N(OR⁷)R⁷, -C(=NOR⁷)R⁷, -OP(O)(OR⁷)₂, -P(O)(R⁷)₂, -P(O)(OR⁷)₂, or -P(O)(H)(OR⁷);

two R⁷ groups together with the atoms to which they are bound form a 3- to 10-membered aromatic or nonaromatic ring having up to 3 heteroatoms independently selected from N, N(R), O, S, SO, or SO₂, wherein the ring is optionally fused to a (C6-C10)aryl, (C5-C10)heteroaryl, (C3-C10)cycloalkyl, or a (C3-C10)heterocyclyl, and wherein any ring has up to 3 substituents selected independently from J₂; or each R⁷ is independently selected from:

hydrogen-,
(C1-C12)-aliphatic-,

(C3-C10)-cycloaliphatic-,
 (C3-C10)-cycloaliphatic-(C1-C12)-aliphatic-,
 (C6-C10)-aryl-,
 (C6-C10)-aryl-(C1-C12)aliphatic-,
 (C3-C10)-heterocyclyl-,
 (C6-C10)-heterocyclyl-(C1-C12)aliphatic-,
 (C5-C10)-heteroaryl-, or
 (C5-C10)-heteroaryl-(C1-C12)-aliphatic-;

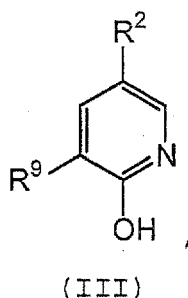
wherein R^7 has up to 3 substituents selected independently from J_2 ; and

J_2 is halogen, $-OR^7$, $-OC(O)N(R^7)_2$, $-NO_2$, $-CN$, $-CF_3$, $-OCF_3$, $-R^7$, oxo, thioxo, $=NR^7$, $=N(OR^7)$, 1,2-methylenedioxy, 1,2-ethylenedioxy, $-N(R^7)_2$, $-SR^7$, $-SOR^7$, $-SO_2R^7$, $-SO_2N(R^7)_2$, $-SO_3R^7$, $-C(O)R^7$, $-C(O)C(O)R^7$, $-C(O)C(O)N(R^7)_2$, $-C(O)CH_2C(O)R^7$, $-C(S)R^7$, $-C(S)OR^7$, $-C(O)OR^7$, $-OC(O)R^7$, $-C(O)N(R^7)_2$, $-OC(O)N(R^7)_2$, $-C(S)N(R^7)_2$, $-(CH_2)_{0-2}NHC(O)R^7$, $-N(R^7)N(R^7)COR^7$, $-N(R^7)N(R^7)C(O)OR^7$, $-N(R^7)N(R^7)CON(R^7)_2$, $-N(R^7)SO_2R^7$, $-N(R^7)SO_2N(R^7)_2$, $-N(R^7)C(O)OR^7$, $-N(R^7)C(O)R^7$, $-N(R^7)C(S)R^7$, $-N(R^7)C(O)N(R^7)_2$, $-N(R^7)C(S)N(R^7)_2$, $-N(COR^7)COR^7$, $-N(OR^7)R^7$, $-CN$, $-C(=NH)N(R^7)_2$, $-C(O)N(OR^7)R^7$, $-C(=NOR^7)R^7$, $-OP(O)(OR^7)_2$, $-P(O)(R^7)_2$, $-P(O)(OR^7)_2$, or $-P(O)(H)(OR^7)$ and

R^8 is (C1-C12)-aliphatic- (C3-C10)-cycloaliphatic-, (C6-C10)-aryl-, (C3-C10)-heterocyclyl-, (C5-C10)-heteroaryl-, (C3-C10)-cycloaliphatic-(C1-C12)-aliphatic-, (C6-C10)-aryl-(C1-C12)-aliphatic-, (C3-C10)-heterocyclyl-(C1-C12)-aliphatic-, or (C5-C10)-heteroaryl-(C1-C12)-aliphatic-, wherein up to 3 aliphatic carbon atoms may be replaced with a group selected from O, N, N(R), S, SO, and SO_2 ; and wherein R^8 is optionally substituted with up to 6 substituents independently selected from R;

comprising:

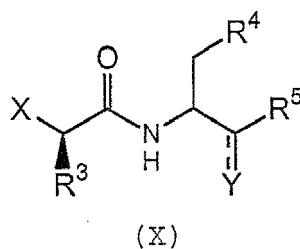
(a) reacting a compound of formula (III):



wherein:

R^9 is $-NO_2$, $-C(O)OR^{10}$, $-CN$, $R^6C(O)N(H)-$, $R^6SO_2N(H)-$, $R^6OC(O)N(H)-$, $(R^6)_2NC(O)N(H)-$, $R^6C(O)C(O)N(H)-$, $R^6N(H)-$, $(R^6)_2NC(O)C(O)N(H)-$, or $R^6OC(O)C(O)N(H)-$; and R^2 , R^{10} and R^6 are as defined above;

with a compound of formula (X):



wherein Y is either a carbonyl group or an OH group; and R^3 , R^4 and R^5 are as defined above; in the presence of coupling conditions and a solvent;

provided that if Y is an OH group, then the process further comprises (b) oxidizing the OH group to provide the compound of formula (I) ; and

provided that if R⁹ is -NO₂, -C(O)OR¹⁰, or -CN, the process comprises the further step of converting the -NO₂, -C(O)OR¹⁰, or -CN into R⁶C(O)N(H)-, R⁶SO₂N(H)-, R⁶OC(O)N(H)-, (R⁶)₂NC(O)N(H)-, R⁶C(O)C(O)N(H)-, R⁶N(H)-, (R⁶)₂NC(O)C(C)N(H)-, or R⁶OC(O)C(O)N(H)-.

5

10

15

20

25

30

35

40

45

50

55

REFERENCES CITED IN THE DESCRIPTION

This list of references cited by the applicant is for the reader's convenience only. It does not form part of the European patent document. Even though great care has been taken in compiling the references, errors or omissions cannot be excluded and the EPO disclaims all liability in this regard.

Patent documents cited in the description

- US 5756466 A, Bemis [0011]
- WO 9535308 A, Bemis [0011]

Non-patent literature cited in the description

- *Science*, 1998, vol. 281, 1283-1312 [0002]
- ELLIS et al. *Ann. Rev. Cell. Biol.*, 1991, vol. 7, 663 [0002]
- THORNBERRY. *Chem. Biol.*, 1998, vol. 5, R97-R103 [0003]
- RANO ; THORNBERRY. *Chem. Biol.*, 1997, vol. 4, 149-155 [0008]
- MJALLI et al. *Bioorg. Med. Chem. Lett.*, 1993, vol. 3, 2689-2692 [0008]
- NICHOLSON et al. *Nature*, 1995, vol. 376, 37-43 [0008]
- THORNBERRY et al. *Biochemistry*, 1994, vol. 33, 3934 [0008]
- DOLLE et al. *J Med. Chem.*, 1994, vol. 37, 563-564 [0008]
- YAOITA et al. *Circulation*, 1998, vol. 97, 276 [0009]
- ENDRES et al. *J Cerebral Blood Flow and Metabolism*, 1998, vol. 18, 238 [0009]
- CHENG et al. *J. Clin. Invest.*, 1998, vol. 101, 1992 [0009]
- YAKOVLEV et al. *J Neuroscience*, 1997, vol. 17, 7415 [0009]
- RODRIGUEZ et al. *J. Exp. Med.*, 1996, vol. 184, 2067 [0009]
- GROBMYER et al. *Mol. Med.*, 1999, vol. 5, 585 [0009]
- PLATTNER ; NORBECK. *Drug Discovery Technologies*. Ellis Horwood, 1990 [0010]
- DOLLE et al. *J. Med. Chem.*, 1996, vol. 39, 2438 [0011]
- GOLEC et al. *Bioorg. Med. Chem. Lett.*, 1997, vol. 7, 2181 [0011]
- SEMPLE et al. *Biorg. Med. Chem. Lett.*, 1997, vol. 7, 1337 [0011]
- T.W. GREENE ; P.G.M WUTZ. *Protective Groups in Organic Synthesis*. John Wiley & Sons, Inc, 1999 [0049]
- REVESZ et al. *Tetrahedron Lett*, 1994, vol. 35, 9693 [0051]
- SEMPLE et al. *Bioorganic and Medicinal chemistry Letters*, 1997, vol. 7, 1337 [0051]
- WARNER et al. *J. Med. Chem.*, 1994, vol. 37 (19), 3090-3099 [0057]
- March's *Advanced Organic Chemistry*. John Wiley & Sons, 2001 [0063]
- P. WARNER et al. *J. Med. Chem.*, 1994, vol. 37 (19), 3090-3099 [0097]
- GARCIA-CALVO et al. *J. Biol. Chem.*, 1998, vol. 273, 32608-32613 [0192]
- THORNBERRY et al. *Biochemistry*, 1994, vol. 33, 3943-3939 [0193]
- ROGERS et al. *Brain Res. Bulletin*, 1997, vol. 44, 131 [0197]