



(12) **EUROPEAN PATENT APPLICATION**

(43) Date of publication:  
**27.06.2012 Bulletin 2012/26**

(51) Int Cl.:  
**A47B 43/00 (2006.01)**

(21) Application number: **10197061.4**

(22) Date of filing: **27.12.2010**

(84) Designated Contracting States:  
**AL AT BE BG CH CY CZ DE DK EE ES FI FR GB GR HR HU IE IS IT LI LT LU LV MC MK MT NL NO PL PT RO RS SE SI SK SM TR**  
Designated Extension States:  
**BA ME**

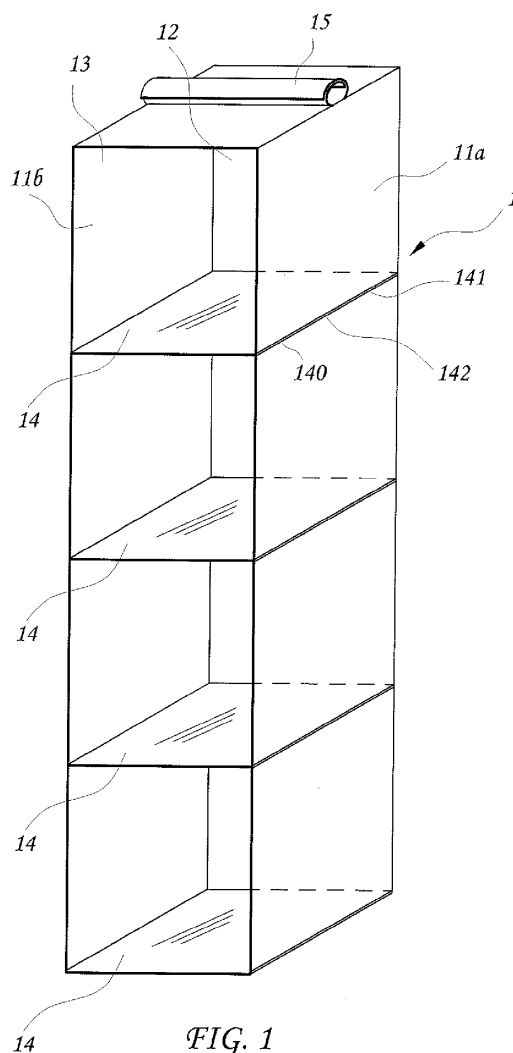
(72) Inventor: **Wang, Wen-Tsan**  
**Taipei City (TW)**

(74) Representative: **Ruschke, Hans Edvard**  
**Ruschke Madgwick Seide & Kollegen**  
**Postfach 86 06 29**  
**81633 München (DE)**

(71) Applicant: **Wang, Wen-Tsan**  
**Taipei City (TW)**

(54) **Hanging closet**

(57) A hanging closet includes closet body having a plurality of horizontal panels arranged at different elevations to divide the inside space of the closet body into multiple compartments and a plurality of horizontal splits on one or both of the two opposing sidewalls, and compartment support members each having a first support panel and a third support panel respectively insertable through two adjacent horizontal splits of the closet body into the inside of the associating horizontal panels to give a support and a flexible connection pocket connected between the first and third support panels that can be stuffed with a second support panel.



**FIG. 1**

## Description

### BACKGROUND OF THE INVENTION

#### 1. Field of the Invention:

[0001] The present invention relates to storage design technology and more particularly to a hanging closet for storing things, which facilitates mounting and dismounting, allows connection of multiple hanging closets.

#### 2. Description of the Related Art:

[0002] Due to limited indoor house space in most families, wardrobe space in a house is limited; therefore, hanging closets are highly invited. A hanging closet can be hung on a high place or in a wardrobe to keep storage clothes and other accessories in a classified manner. Regular hanging closets are commonly made of canvass or any of a variety of tough and flexible sheet materials, having opposing top and bottom panels, opposing left and right panels and a back panel and defining therein a plurality of front-open type storage chambers for keeping things. A hanging closet further has a sleeve or Velcro tape provided at the top side for fastening to a hanging rod for hanging.

[0003] However, conventional hanging closets are commonly of a fixed design, not allowable for adjustment of the storage compartments to fit different requirements.

### SUMMARY OF THE INVENTION

[0004] The present invention has been accomplished under the circumstances in view. It is the main object of the present invention to provide a hanging closet, which facilitates connection of multiple hanging closets in one of a variety of forms.

[0005] To achieve this and other objects of the present invention, a hanging closet comprises a closet body and a plurality of compartment support members. The closet body comprises opposing first side panel and second side panel, a back panel connected between said first side panel and said second side panel, a plurality of horizontal panels joined to the first side panel, the second side panel and the back panel at different elevations and dividing the inside space of the closet body into a plurality of front-open compartments. Each horizontal panel comprises an upper panel layer and a bottom panel layer. The upper panel layer and the bottom panel layer are partially and peripherally sealed together and defining an inside space in therebetween. Further, at least one of the first side panel and the second side panel have a plurality of horizontal splits disposed at different elevations and respectively kept in communication with the inside space of each of the horizontal panels. The compartment support members are adapted for supporting the horizontal panels of the closet body in shape. Each compartment support member comprises a first support panel insert-

able through one horizontal split of the closet body into the inside space of one of the horizontal panels, a third support panel insertable through one horizontal split of the closet body into the inside space of one of the horizontal panels, a flexible connection pocket connected between the first support panel and the third support panel and having an opening at one side thereof, two folding lines respectively connected between the first support panel and the third support panel and two opposing sides of the flexible connection pocket, a cover flap connected to one folding line and adapted for covering the opening of the flexible connection pocket, and a second support panel insertable through the opening of the flexible connection pocket into the inside of the flexible connection pocket.

[0006] Further, the first support panel and third support panel of each compartment support member are respectively inserted through one respective horizontal split of the closet bodies of two hanging closets of the same design into the associating horizontal panel of each of the two hanging closets to let the flexible connection pocket and second support panel of the compartment support member be horizontally suspending between the two hanging closets.

[0007] Further, the first support panel and third support panel of each compartment support member are respectively inserted through two adjacent horizontal splits of the closet body into the associating horizontal panels, and the flexible connection pocket and second support panel of the compartment support member are closely attached to one of the first side panel and the second side panel in vertical between the respective two adjacent horizontal splits.

[0008] Further, the upper panel layer and bottom panel layer of each horizontal panel of the closet body can be made of a flexible transparent sheet material.

[0009] In an alternate form of the present invention, the hanging closet comprises a closet body and a plurality of compartment support members. The closet body comprises opposing first side panel and second side panel, a back panel connected between the first side panel and the second side panel, a plurality of horizontal panels joined to the first side panel, the second side panel and the back panel at different elevations and dividing the inside space of the closet body into a plurality of front-open compartments. Further, at least one of the first side panel and the second side panel have a plurality of horizontal splits disposed at different elevations. The compartment support members are adapted for supporting the horizontal panels of the closet body in shape. Each compartment support member comprises a first support panel insertable through one horizontal split into the inside of the closet body to support one of the horizontal panels, a third support panel insertable through one horizontal split of the closet body into the inside of the closet body to support one of the horizontal panels, a third support panel connected between the first support panel and the third support panel, and two folding lines respectively

connected between the first support panel and the third support panel and two opposing sides of the second support panel for enabling the second support panel to be biasable relative to the first support member and the second support member.

**[0010]** Further, each horizontal panel comprises an upper panel layer and a bottom panel layer. The upper panel layer and the bottom panel layer are partially and peripherally sealed together and defining an inside space in therebetween for receiving one of the first support panel and third support panel of one compartment support member.

## BRIEF DESCRIPTION OF THE DRAWINGS

### [0011]

FIG. 1 is an elevational view of a closet body of a hanging closet in accordance with the present invention.

FIG. 2 is an elevational view of an alternate form of the closet body of the hanging closet in accordance with the present invention.

FIG. 3 is a cutaway view of the closet body of the hanging closet shown in FIG. 1.

FIG. 4 illustrates an extended status of a compartment support member for hanging closet according to the present invention.

FIG. 5 is an exploded view of the compartment support member for hanging closet according to the present invention.

FIG. 6 is an exploded view of the present invention, illustrating one installation example of the compartment support members of the hanging closet.

FIG. 7 corresponds to FIG. 6, showing the hanging closet installed.

FIG. 8 illustrates another application example of the present invention.

FIG. 9 illustrates still another application example of the present invention.

FIG. 10 illustrates still another application example of the present invention.

FIG. 11 is a cutaway view of still another alternate form of the closet body of the hanging closet according to the present invention.

FIG. 12 is an exploded view of the present invention, illustrating an installation example of compartment support members in the hanging closet of FIG. 11.

## DETAILED DESCRIPTION OF THE PREFERRED EMBODIMENT

**[0012]** A hanging closet in accordance with the present invention is shown comprises a closet body **1** (see FIG. 1) and at least one compartment support member **2** (see FIG. 4). As shown in FIGS. 1~4, the closet body **1** in accordance with the present invention is made of a flexible sheet material, comprising opposing first side panel

**11a** and second side panel **11b**, a back panel **12** connected between the first side panel **11a** and the second side panel **11b**, a plurality of horizontal panels **14** joined to the first side panel **11a**, the second side panel **11b** and the back panel **12** at different elevations and dividing the inside space of the closet body **1** into a plurality of rectangular front-open compartments **13**. The horizontal panels **14** made in the shape of a flat rectangular pocket, each comprising a rectangular upper panel layer **141** and a rectangular bottom panel layer **142**. The rectangular upper panel layer **141** and the rectangular bottom panel layer **142** can be made of a transparent or opaque flexible plastic sheet material. In one embodiment of the present invention, as shown in FIG. 1, the rectangular upper panel layer **141** and the rectangular bottom panel layer **142** have respective three of the respective four sides thereof sealed together and the respective other side left open with two of the sealed three sides respectively fixedly connected to the second side panel **11b** and back panel **12** of the closet body **1**; the first side panel **11a** has a plurality of horizontal splits **140** disposed at different elevations and respectively kept in communication with the inside space of each of the horizontal panels **14**. In another embodiment of the present invention, as shown in FIG. 2, the rectangular upper panel layer **141** and the rectangular bottom panel layer **142** have respective two opposing sides thereof sealed together and the other two opposing sides left open with one of the sealed two opposing sides fixedly connected to the back panel **12** of the closet body **1**; the first side panel **11a** and the second side panel **11b** each have a plurality of horizontal splits **140** disposed at different elevations and respectively kept in communication with the inside space (the two opposing open sides) of each of the horizontal panels **14**. **[0013]** Referring to FIGS. 4 and 5, each compartment support member **2** comprises a first support panel **21**, a third support panel **13**, a flexible connection pocket **22a** connected between the first support panel **21** and the third support panel **13** by a respective folding line **20**, a cover flap **221** connected to one folding line **20** and adapted for covering the opening **220** of the flexible connection pocket **22a**, and a second support panel **22** insertable through the opening **220** into the inside of the flexible connection pocket **22a** in shape. The first support panel **21** and the third support panel **23** are approximately equal to the horizontal panels **14** of the closet body **1** in size, and respectively insertable through two adjacent splits **140** into the inside of two adjacent horizontal panels **14** of the closet body **1**. The flexible connection pocket **22a** have a width equal to the horizontal width of the first side panel **11a** and second side panel **11b** of the closet body **1**, and a vertical height each to the vertical height between two adjacent horizontal splits **140** of the first side panel **11a** or second side panel **11b** of the closet body **1**. Further, by means of the folding lines **20**, the compartment support member **2** can be alternatively set between a flat condition shown in FIG. 4 and a □-shaped configuration

shown in FIG. 5.

**[0014]** Referring to FIGS. 6 and 7, compartment support members **2** are respectively arranged into a C-shaped configuration, and then the first support panel **21** and third support panel **23** of each compartment support member **2** are respectively insertable through two adjacent splits **140** into the inside of two adjacent horizontal panels **14** of the closet body **1** to support the respective horizontal panels **14** in shape. Further, after removal of the second support panel **22** from the flexible connection pocket **22a**, the flexible connection pocket **22a** can be used for storing things. Further, the first support panel **21** and the third support panel **23** can be made carrying a respective design. Through the transparent the rectangular upper panel layers **141** and rectangular bottom panel layers **142** of each horizontal panels **14**, the designs of the first support panels **21** and third support panels **23** of the installed compartment support members **2** are viewed.

**[0015]** Referring to FIG. 8 and FIGS. 2, 4 and 5 again, the closet body **1** has a sleeve **15** located on the top side thereof for hanging. A hanging rod **3** can be inserted through the sleeves **15** of the closet bodies **1** of multiple hanging closets to hang multiple hanging closets in a high place. In this application example, compartment support members **2** can be selectively arranged in a flat condition or C-shaped configuration and then installed in the closet bodies **1** of the hanging closets. When one compartment support members **2** is arranged in a C-shaped configuration, the first support panel **21** and third support panel **23** of the compartment support member **2** are respectively insertable through two adjacent splits **140** into the inside of two adjacent horizontal panels **14** of the closet body **1** of one hanging closet to support the respective horizontal panels **14** in shape. When one compartment support members **2** is arranged in a flat condition, the first support panel **21** and the third support panel **23** are respectively inserted through one respective horizontal split **140** on each of two adjacent hanging closets into the associating horizontal panels **14**, and the second support panel **22** and flexible connection pocket **22a** of the compartment support member **2** is horizontally suspending between the two adjacent hanging closets for holding things. Further, the second support panel **22** can be directly connected between the first support panel **21** and the third support panel **23** by means of the folding lines **20** without the flexible connection pocket **22a**.

**[0016]** In the application example shown in FIG. 9, all the compartment support members **2** are arranged in a flat condition, and the first support panels **21** and third support panels **23** of the compartment support members **2** are respectively inserted through the horizontal splits **140** into the horizontal panels **14** of the closet bodies **1** of two hanging closets, and the second support panels **22** and flexible connection pockets **22a** of the compartment support members **2** are horizontally suspending between the two hanging closets at different elevations for holding things.

**[0017]** In the application example shown in FIG. 10, three hanging closets are hung on a hanging rod **3**, and compartment support members **2** are selectively arranged in a flat condition or C-shaped configuration and then installed in the closet bodies **1** of the hanging closets. According to this application example, two compartment support members **2** are horizontally mounted in the closet bodies **1** of the hanging closets on the bottom side and partially overlapped in the bottom horizontal panel **14** of the closet body **1** of the middle hanging closet.

**[0018]** Further, the aforesaid sleeve **15** of the closet body **1** can be formed of a strip of hook material and a strip of loop material, and the strip of hook material and the strip of loop material each have a fixed end respectively affixed to the top side of the closet body **1** and a free end detachably fastened to each other. By means of fastening the free ends of the strip of hook material and the strip of loop material together or detaching them from each other, the sleeve **15** can be conveniently fastened to or removed from the hanging rod **3** without moving the hanging rod **3** (see FIGS. 8~10).

**[0019]** Referring to FIGS. 11 and 12, the horizontal panels **14** of the closet body of the hanging closet can be a solid panel of a single-layer design. Further, the first side panel **11a** and/or second side panel **11b** has a plurality of horizontal splits **143** arranged at different elevations corresponding to the elevation of the top wall of each of the horizontal panels **14**. Thus, the first support panel **21** and third support panel **23** of one compartment support member **2** can be respectively inserted through two adjacent horizontal split **143** and respectively supported on the associating horizontal panels **14**.

**[0020]** Although particular embodiments of the invention have been described in detail for purposes of illustration, various modifications and enhancements may be made without departing from the spirit and scope of the invention. Accordingly, the invention is not to be limited except as by the appended claims.

## Claims

### 1. A hanging closet, comprising:

a closet body, said closet body comprising opposing first side panel and second side panel, a back panel connected between said first side panel and said second side panel, a plurality of horizontal panels joined to said first side panel, said second side panel and said back panel at different elevations and dividing the inside space of the closet body into a plurality of front-open compartments, each said horizontal panel comprising an upper panel layer and a bottom panel layer, said upper panel layer and said bottom panel layer being partially and peripherally sealed together and defining an inside space in therebetween, at least one of said first side panel

and said second side panel having a plurality of horizontal splits disposed at different elevations and respectively kept in communication with the inside space of each of said horizontal panels; and

a plurality of compartment support members adapted for supporting said horizontal panels of said closet body in shape, each said compartment support member comprising a first support panel insertable through one horizontal split of said closet body into the inside space of one said horizontal panel, a third support panel insertable through one horizontal split of said closet body into the inside space of one said horizontal panel, a flexible connection pocket connected between said first support panel and said third support panel and having an opening at one side thereof, two folding lines respectively connected between said first support panel and said third support panel and two opposing sides of said flexible connection pocket, a cover flap connected to one said folding line and adapted for covering the opening of said flexible connection pocket, and a second support panel insertable through the opening of said flexible connection pocket into the inside of said flexible connection pocket.

2. The hanging closet as claimed in claim 1, wherein the first support panel and third support panel of each said compartment support member are respectively insertable through one respective horizontal split of the closet body of two hanging closets of the same design into the associating horizontal panel of each of the two hanging closets to let the flexible connection pocket and second support panel of the compartment support member be horizontally suspending between the two hanging closets.

3. The hanging closet as claimed in claim 1, wherein the first support panel and third support panel of each said compartment support member are respectively inserted through two adjacent horizontal splits of said closet into the associating horizontal panels, and the flexible connection pocket and second support panel of the compartment support member are closely attached to one of said first side panel and said second side panel in vertical between the respective two adjacent horizontal splits.

4. The hanging closet as claimed in claim 1, wherein the upper panel layer and bottom panel layer of each said horizontal panel of said closet body are made of a flexible transparent sheet material.

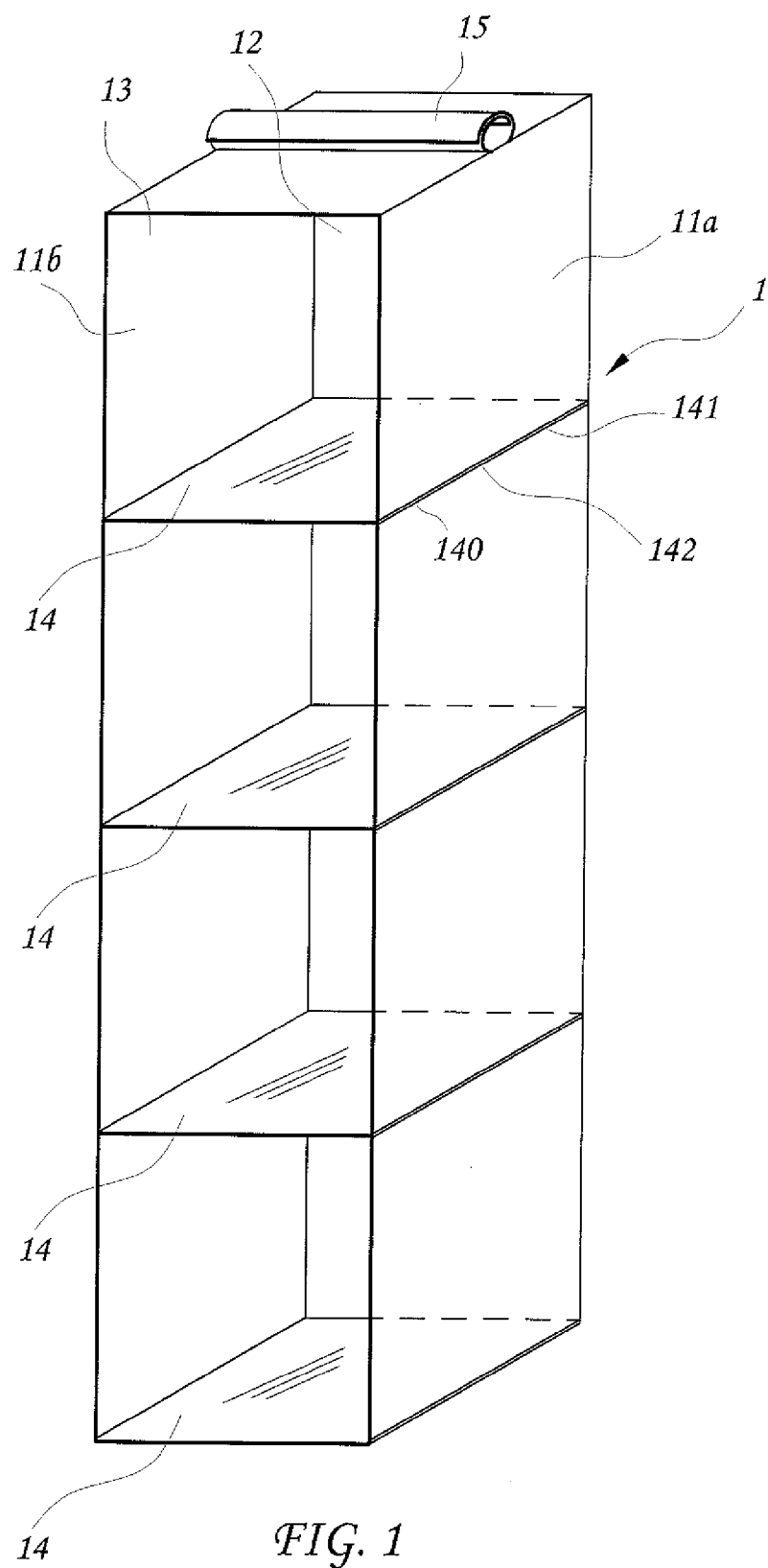
5. A hanging closet, comprising:

a closet body, said closet body comprising op-

posing first side panel and second side panel, a back panel connected between said first side panel and said second side panel, a plurality of horizontal panels joined to said first side panel, said second side panel and said back panel at different elevations and dividing the inside space of the closet body into a plurality of front-open compartments, at least one of said first side panel and said second side panel having a plurality of horizontal splits disposed at different elevations; and

a plurality of compartment support members adapted for supporting said horizontal panels of said closet body in shape, each said compartment support member comprising a first support panel insertable through one horizontal split into the inside of said closet body to support one of said horizontal panels, a third support panel insertable through one horizontal split of said closet body into the inside of said closet body to support one of said horizontal panels, a third support panel connected between said first support panel and said third support panel, and two folding lines respectively connected between said first support panel and said third support panel and two opposing sides of said second support panel for enabling said second support panel to be bisable relative to said first support member and said second support member.

6. The hanging closet as claimed in claim 1, wherein each said horizontal panel comprises an upper panel layer and a bottom panel layer, said upper panel layer and said bottom panel layer being partially and peripherally sealed together and defining an inside space in therebetween for receiving one of the first support panel and third support panel of one said compartment support member.



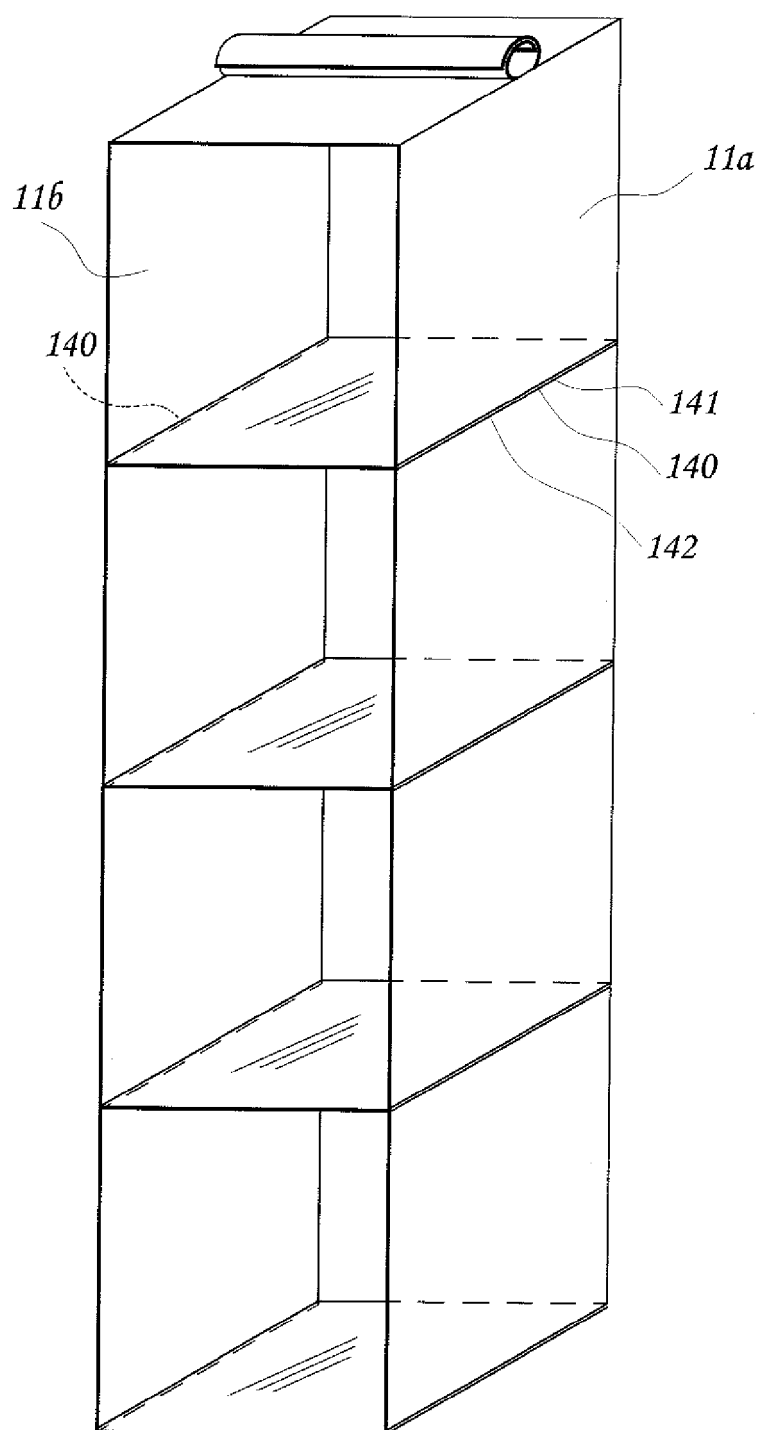


FIG. 2

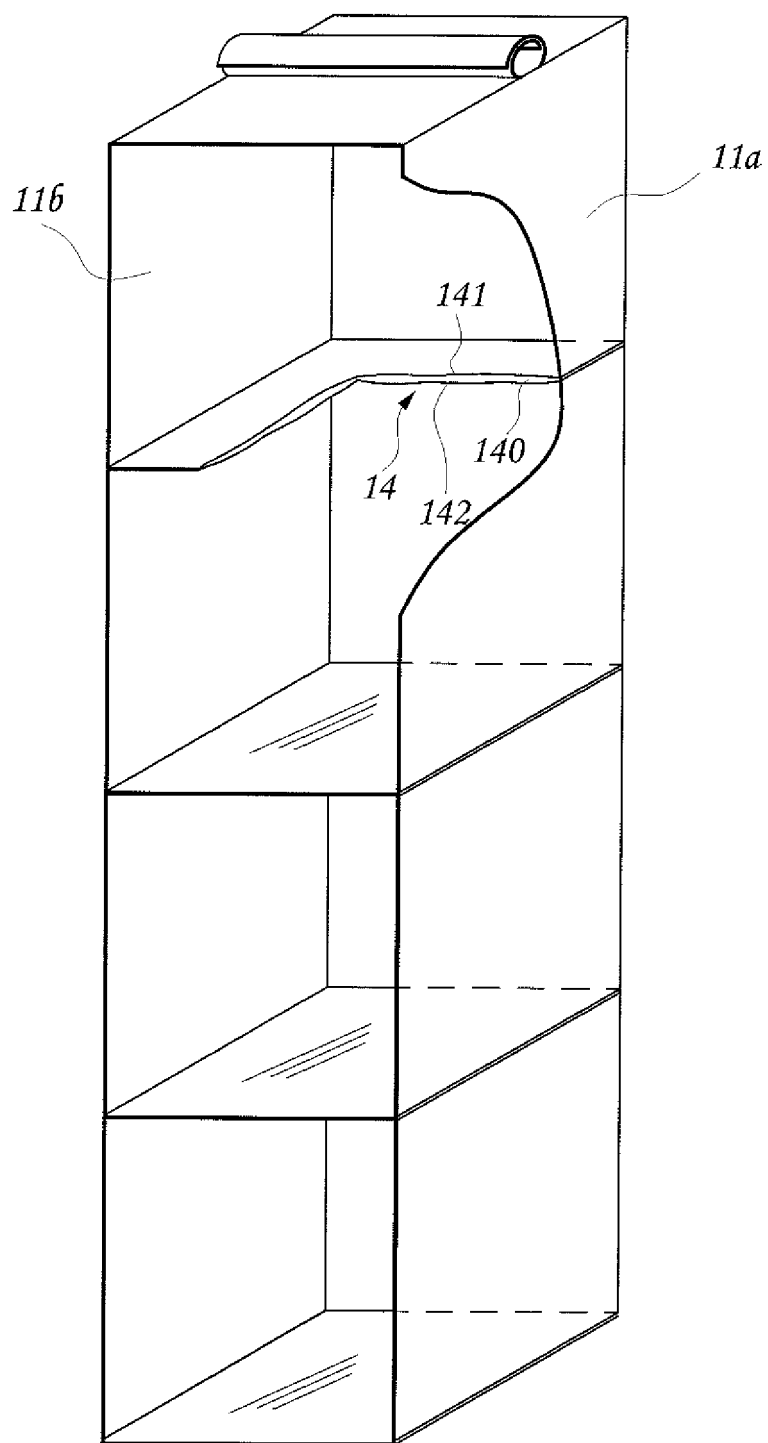


FIG. 3



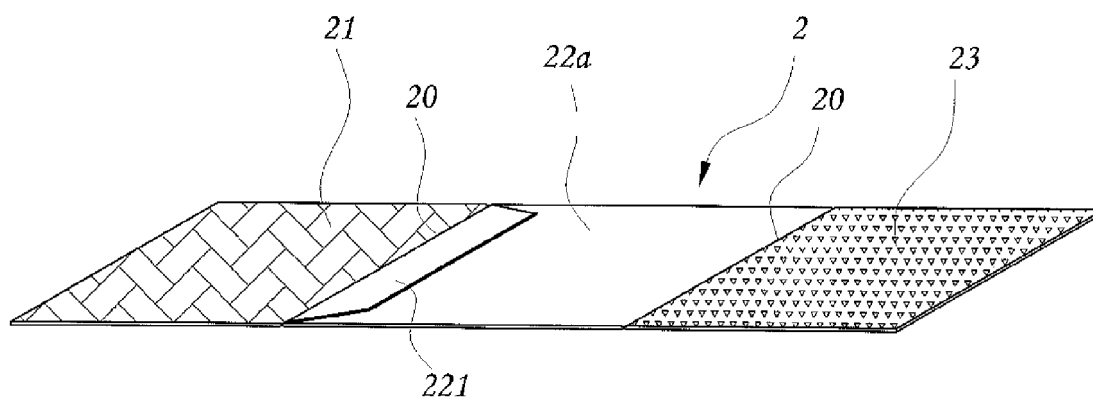


FIG. 4

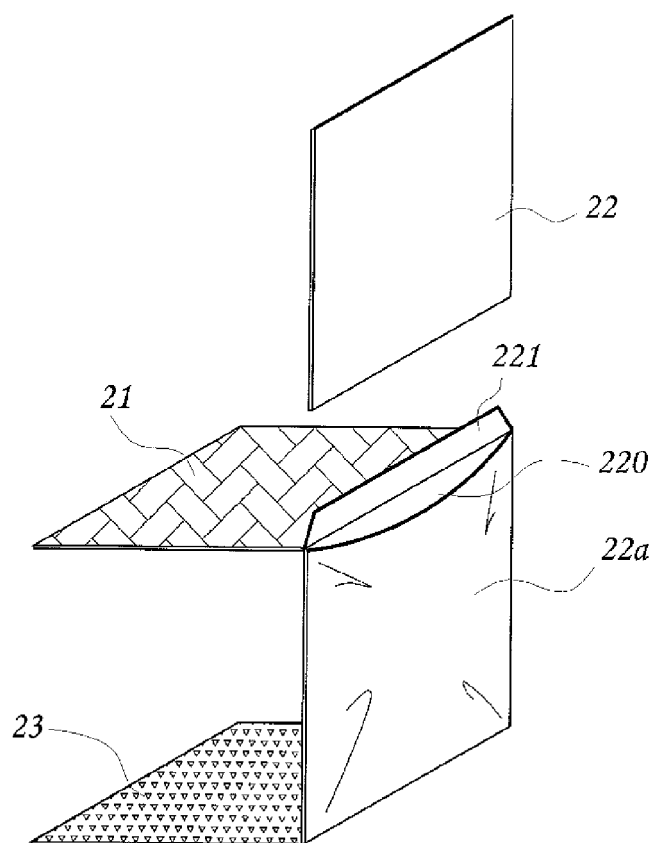


FIG. 5

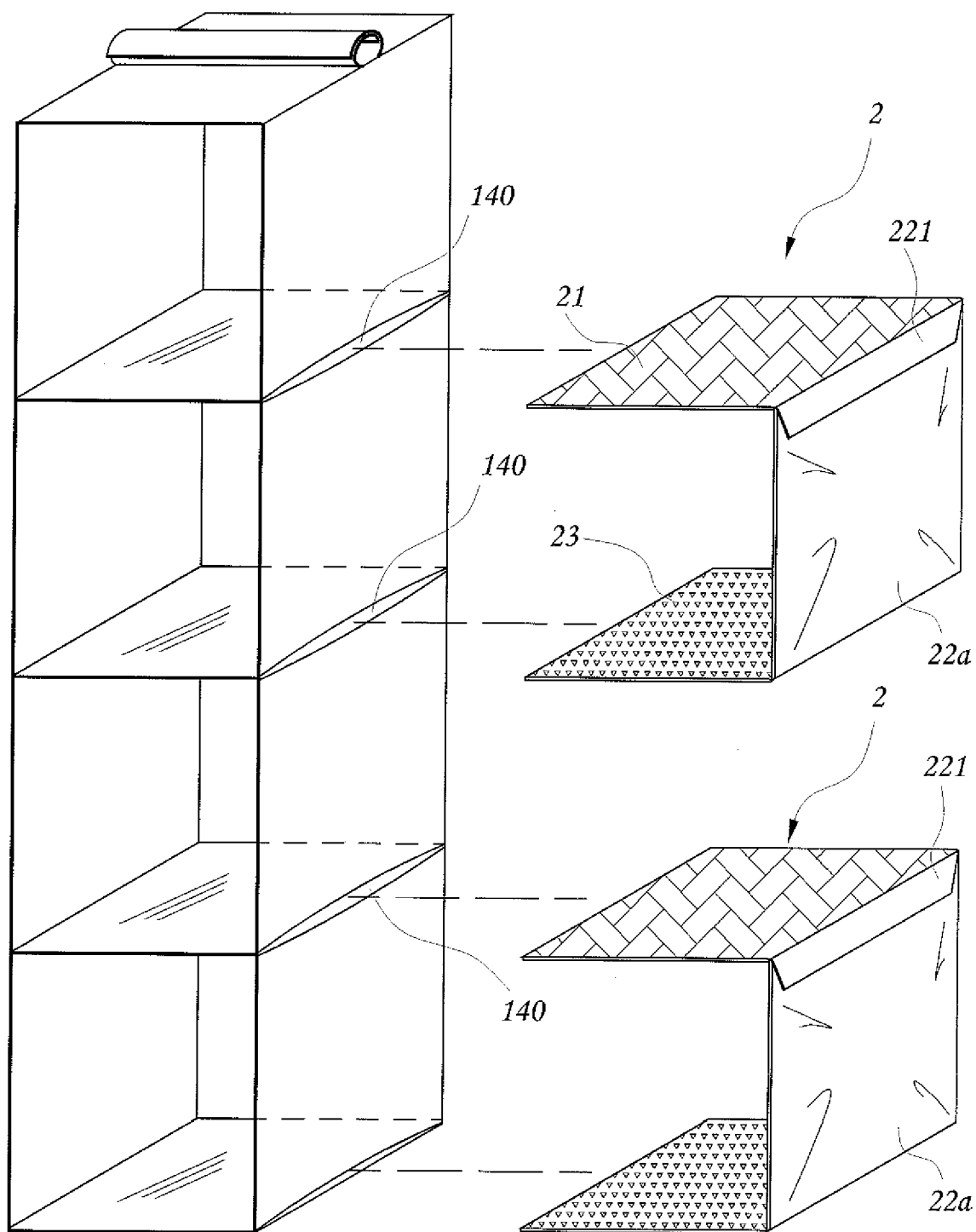


FIG. 6

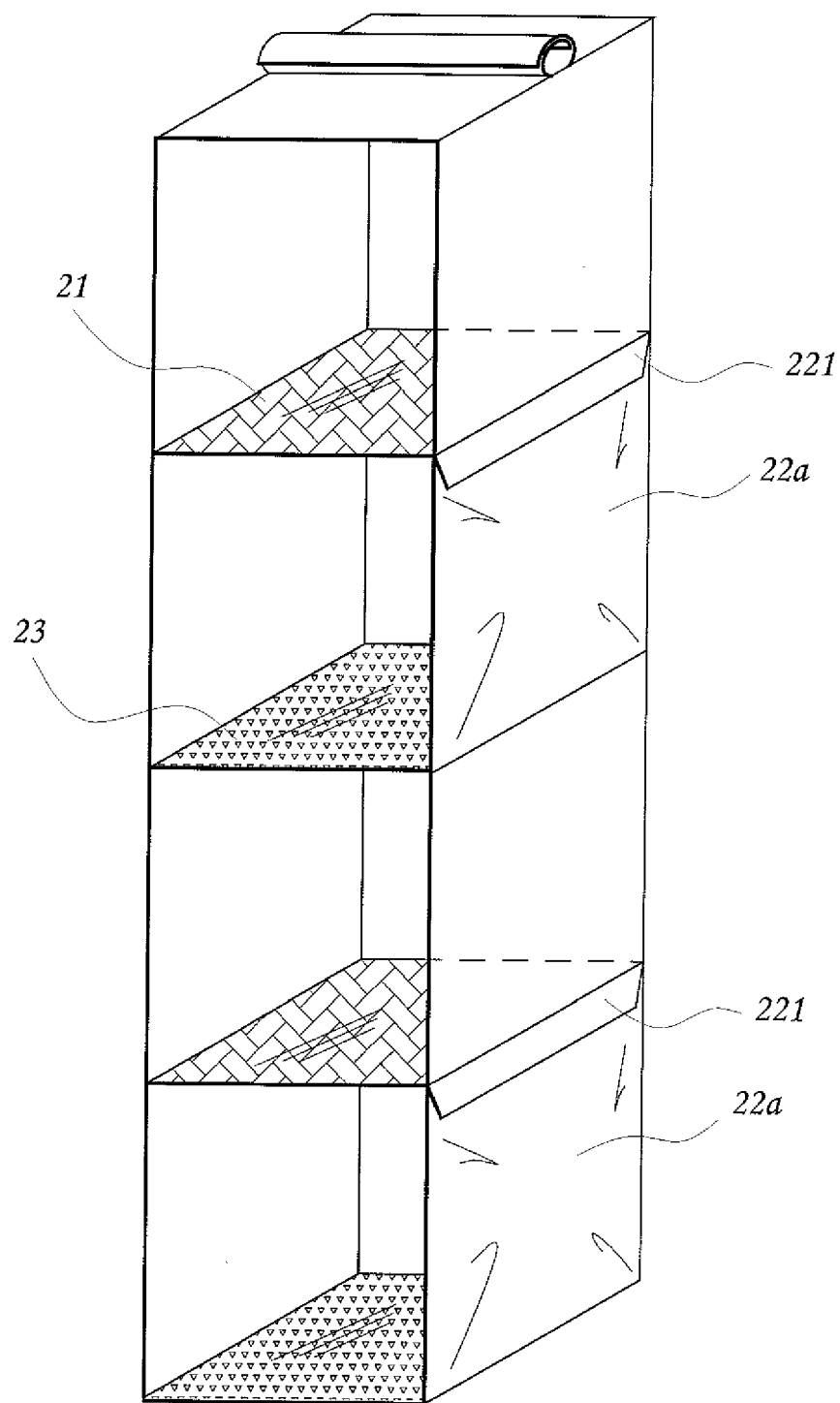


FIG. 7

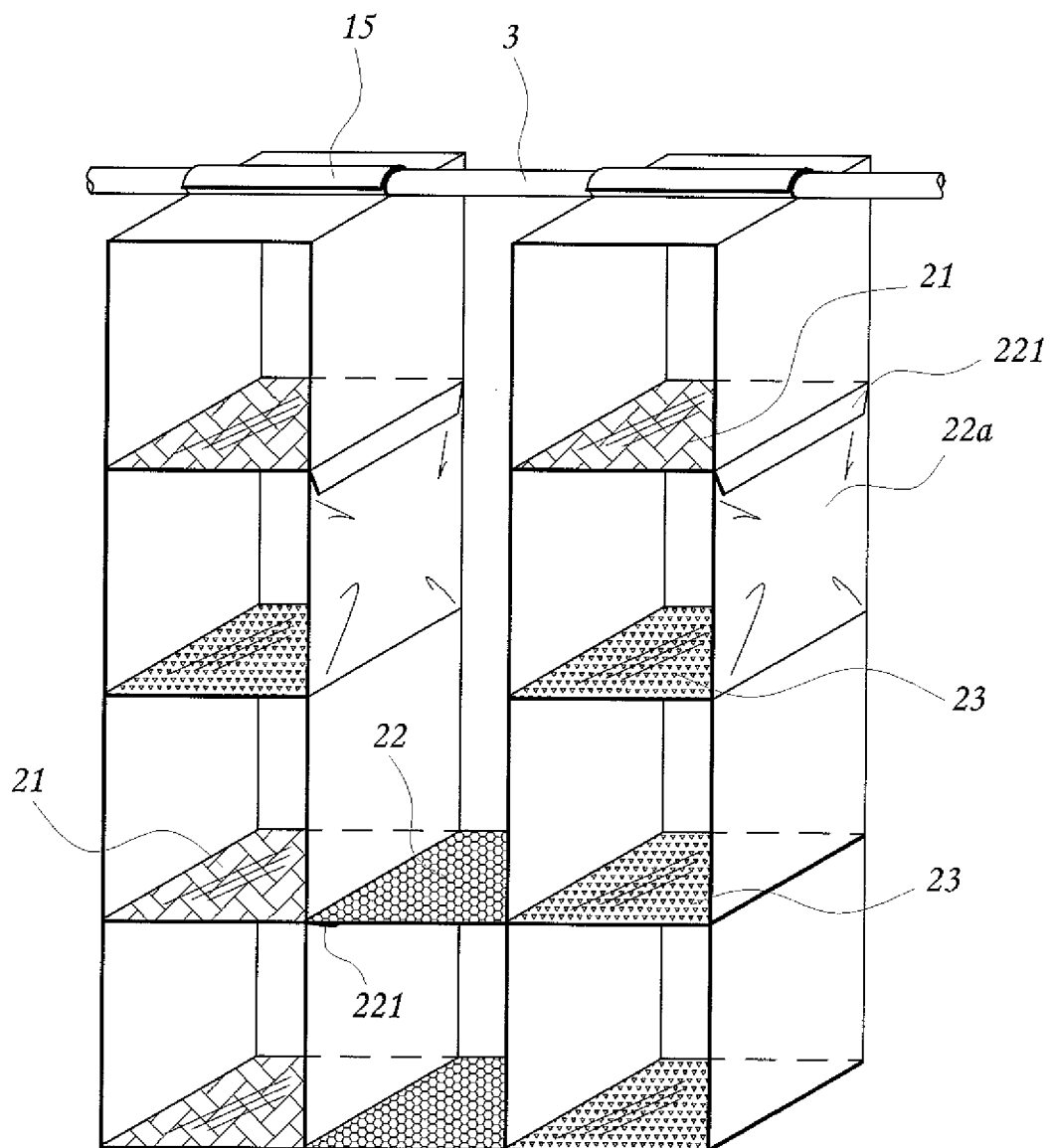


FIG. 8



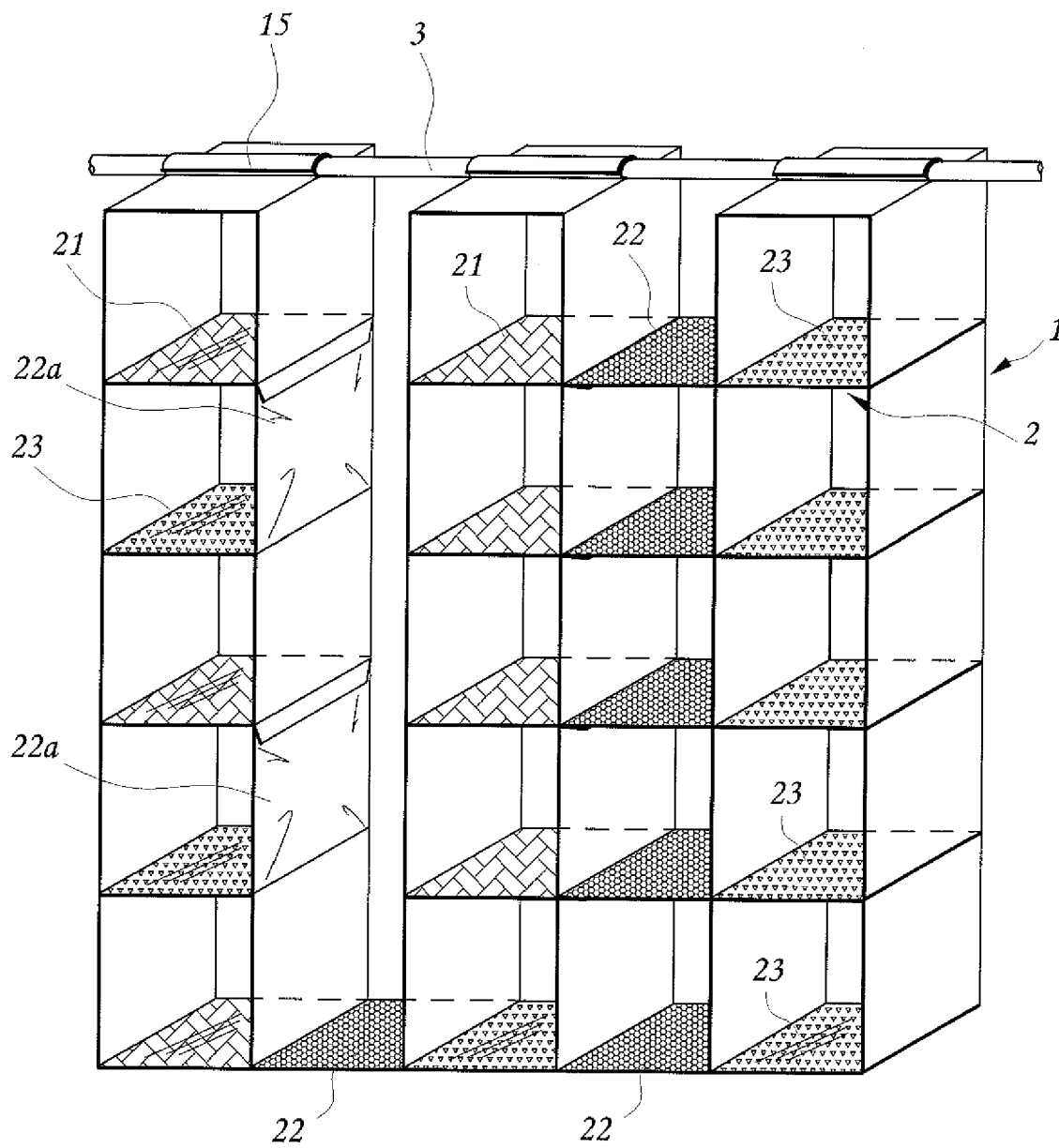


FIG. 10

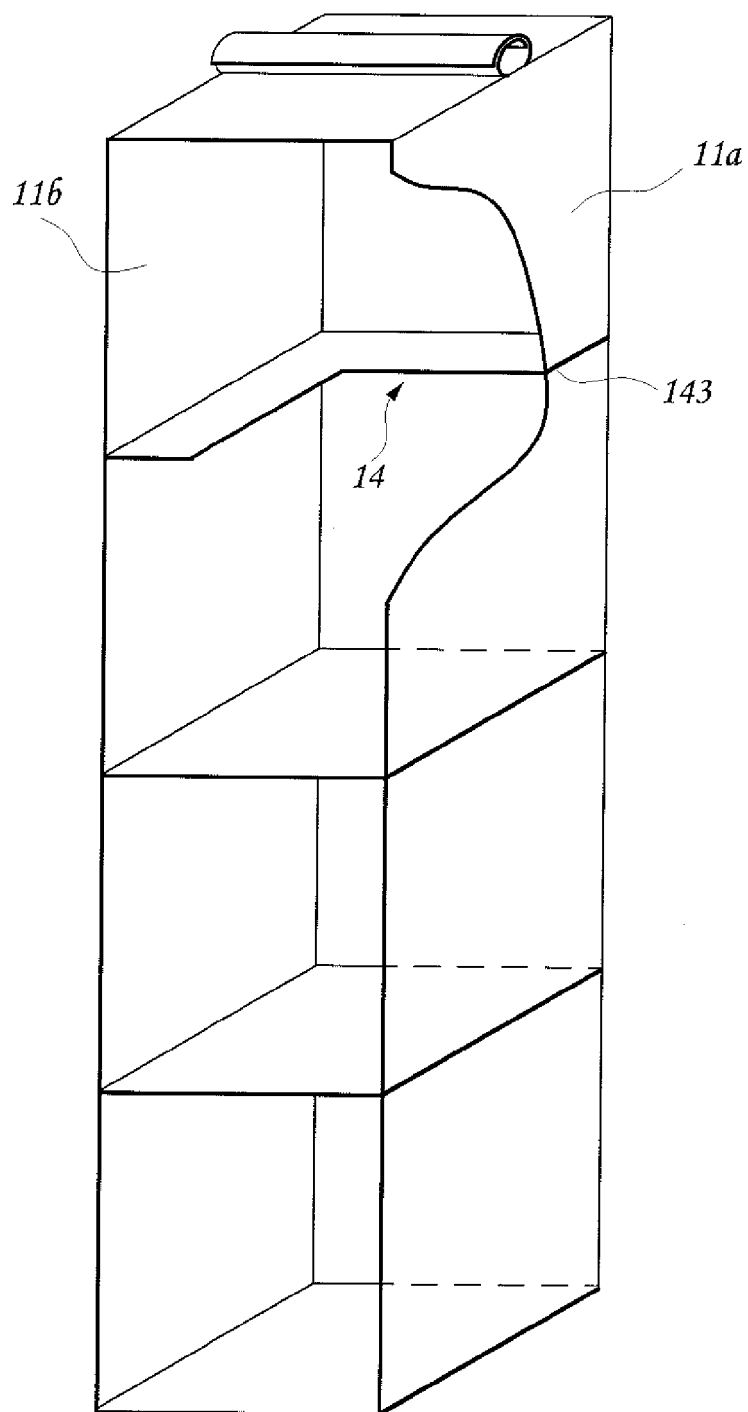


FIG. 11

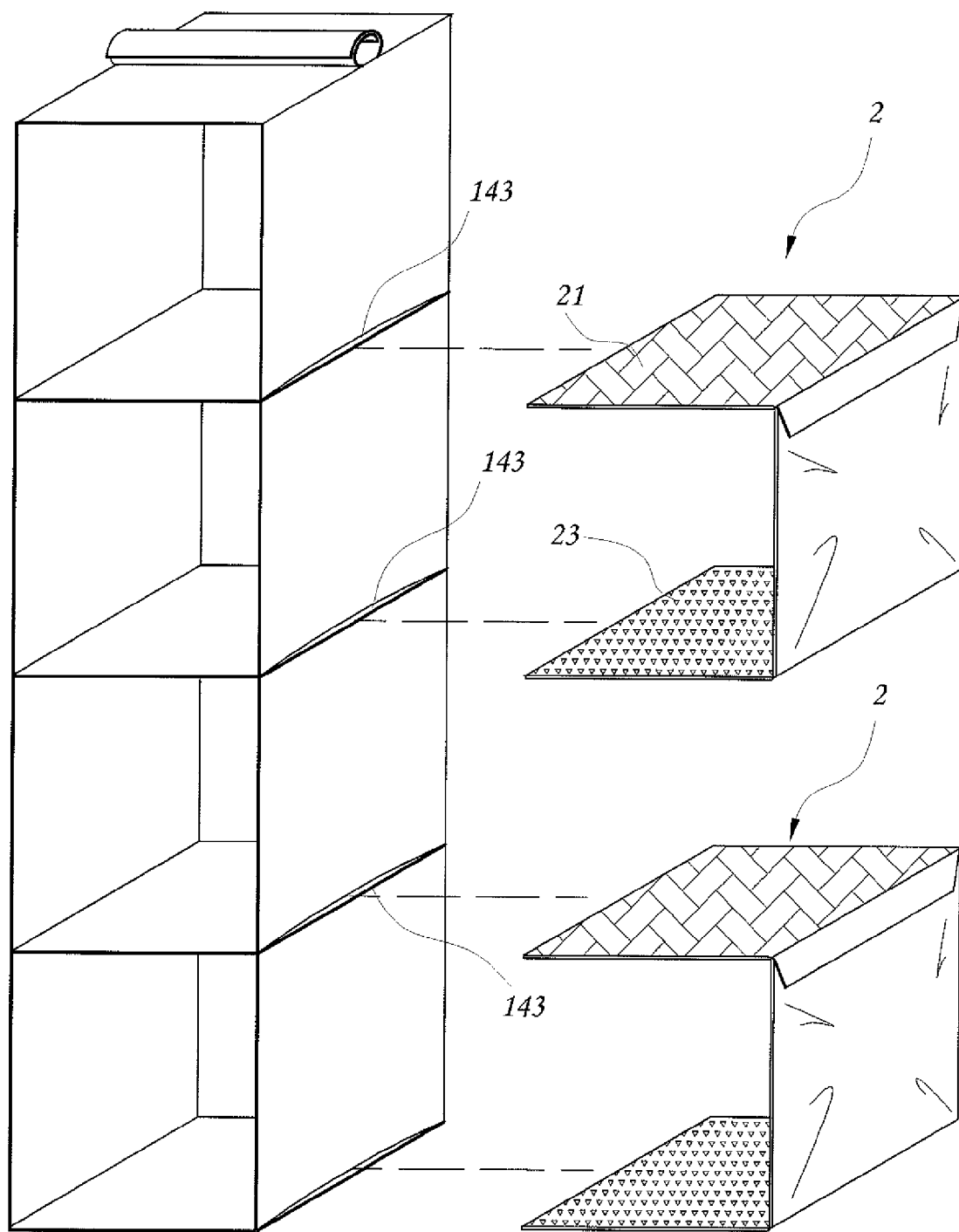


FIG. 12



**PARTIAL EUROPEAN SEARCH REPORT**

Application Number

under Rule 62a and/or 63 of the European Patent Convention.  
This report shall be considered, for the purposes of  
subsequent proceedings, as the European search report

EP 10 19 7061

| DOCUMENTS CONSIDERED TO BE RELEVANT  |   |                                  |   |
|--|---|----------------------------------|---|
| Category   | Citation of document with indication, where appropriate, of relevant passages                   | Relevant to claim                | CLASSIFICATION OF THE APPLICATION (IPC) |
| A  | US 2009/206711 A1 (GLENN JAMES L [US])<br>20 August 2009 (2009-08-20)<br>* the whole document * | 1-4                              | INV.<br>A47B43/00                       |
| A  | US 1 847 066 A (BERG MATHILDE C)<br>1 March 1932 (1932-03-01)<br>* the whole document *         | 1-4                              |   |
| A  | GB 1 388 591 A (TURNER LTD W E)<br>26 March 1975 (1975-03-26)<br>* the whole document *         | 1-4                              |   |
| A  | US 2005/140253 A1 (FU KUANG H [US])<br>30 June 2005 (2005-06-30)<br>* the whole document *      | 1-4                              |   |
|  |   |                                  | TECHNICAL FIELDS SEARCHED (IPC)         |
|  |   |                                  | A47B                                    |
| <b>INCOMPLETE SEARCH</b>   |   |                                  |   |
| <p>The Search Division considers that the present application, or one or more of its claims, does/do not comply with the EPC so that only a partial search (R.62a, 63) has been carried out.</p> <p>Claims searched completely :</p> <p>Claims searched incompletely :</p> <p>Claims not searched :</p> <p>Reason for the limitation of the search:<br/>see sheet C</p>  |   |                                  |   |
| Place of search  |   | Date of completion of the search | Examiner                                |
| The Hague  |   | 30 June 2011                     | Ottesen, Rune                           |
| <p><b>CATEGORY OF CITED DOCUMENTS</b></p> <p>X : particularly relevant if taken alone<br/>Y : particularly relevant if combined with another document of the same category<br/>A : technological background<br/>O : non-written disclosure<br/>P : intermediate document</p> <p>T : theory or principle underlying the invention<br/>E : earlier patent document, but published on, or after the filing date<br/>D : document cited in the application<br/>L : document cited for other reasons<br/>&amp; : member of the same patent family, corresponding document</p> |   |                                  |   |

1  
EPO FORM 1503 03.02 (P04E07)



**INCOMPLETE SEARCH  
SHEET C**

Application Number  
EP 10 19 7061

Claim(s) completely searchable:  
1-4

Claim(s) not searched:  
5, 6

Reason for the limitation of the search:

See CLAR R62(a) dated 23.05.11.

**ANNEX TO THE EUROPEAN SEARCH REPORT  
ON EUROPEAN PATENT APPLICATION NO.**

EP 10 19 7061

This annex lists the patent family members relating to the patent documents cited in the above-mentioned European search report.  
The members are as contained in the European Patent Office EDP file on  
The European Patent Office is in no way liable for these particulars which are merely given for the purpose of information.

30-06-2011

| Patent document<br>cited in search report |    | Publication<br>date | Patent family<br>member(s) | Publication<br>date |
|---|----|---------------------|----------------------------|---------------------|
| US 2009206711                             | A1 | 20-08-2009          | CA 2654075 A1              | 15-08-2009          |
| US 1847066                                | A  | 01-03-1932          | NONE                       |                     |
| GB 1388591                                | A  | 26-03-1975          | NONE                       |                     |
| US 2005140253                             | A1 | 30-06-2005          | NONE                       |                     |