



(12) **EUROPEAN PATENT APPLICATION**

(43) Date of publication:
22.08.2012 Bulletin 2012/34

(51) Int Cl.:
H04L 29/08 (2006.01)
H04L 12/28 (2006.01)
H04L 12/24 (2006.01)

(21) Application number: **12168064.9**

(22) Date of filing: **16.04.2004**

(84) Designated Contracting States:
AT BE BG CH CY CZ DE DK EE ES FI FR GB GR HU IE IT LI LU MC NL PL PT RO SE SI SK TR
Designated Extension States:
AL HR LT LV MK

- **Yi, Kyoung-hoon**
Seoul (KR)
- **Yook, Hyun-gyoo**
Seoul (KR)
- **Yoon, Hyun-sik**
Seoul (KR)

(30) Priority: **16.04.2003 KR 20030024176**

(62) Document number(s) of the earlier application(s) in accordance with Art. 76 EPC:
04252224.3 / 1 469 654

(71) Applicant: **Samsung Electronics Co., Ltd**
Gyeonggi-do 443-742 (KR)

(74) Representative: **Grootcholten, Johannes A.M. et al**
Arnold & Siedsma
Sweelinckplein 1
2517 GK Den Haag (NL)

(72) Inventors:
• **Jung, Dong-shin**
Seoul (KR)

Remarks:

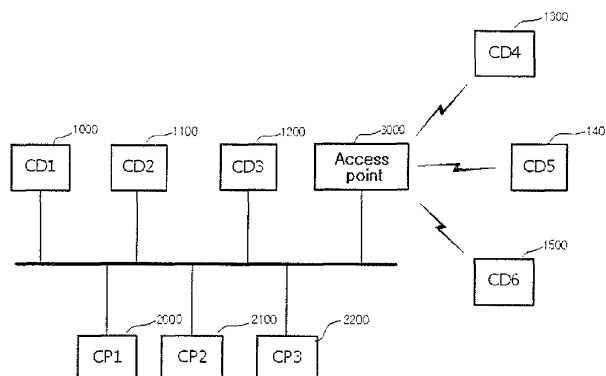
This application was filed on 15-05-2012 as a divisional application to the application mentioned under INID code 62.

(54) **Network device, system and method for providing list of controlled devices**

(57) A network device having a message receiving module (1023) for receiving notify messages transmitted from controlled devices (1100,1200) connected in a network, a device list management module (1021) for collecting information regarding the controlled devices (1100,1200) connected in the network and creating and managing a list of service information of all the controlled devices (1100,1200) connected in the network, and a control module (1026) for searching for service information of a specific controlled device, which has been re-

quested by a control point (2000), in the device list management module (1021) and transmitting the searched information. Since a controlled device has a list of other controlled devices (1100,1200) connected thereto in a network, when a message searching for a specific controlled device has been received from a control point (2000), another controlled device can transmit a response message to the control point (2000) on behalf of the specific controlled device even though the specific controlled device cannot receive the message from the control point (2000).

FIG. 5



Description

[0001] The present invention relates to a network device, system and method for providing a list of controlled devices.

[0002] Generally, a home network is constructed of a private network based on the Internet protocol (IP) and controls a variety of equipment, such as all types of personal computers, intelligent products and wireless apparatus used indoors at home, by connecting them in a single network.

[0003] As for a home network method, there has been proposed a method wherein a common virtual computing environment called 'middleware' is established with respect to equipment existing in a private network and applications are then provided to the middleware. The middleware enables communication among the various kinds of equipment in a home network. As for such middleware, Home AV Interoperability (HAVI), Universal Plug and Play (UPnP), Jini, and Home Wide Web (HWW) have been proposed up to now.

[0004] Various pieces of equipment existing in a home network are connected to one another through such home network middleware via a Peer-to-Peer type network, and each piece of equipment uses an IP address that is assigned by a dynamic host configuration protocol (hereinafter, referred to as "DHCP") server or selected by an automatic IP designating function (Auto IP).

[0005] Namely, when initially connected to a home network, each piece of equipment searches for the DHCP server, and acquires an address assigned depending on the response from the DHCP server or automatically selects an IP address within a predetermined range by using Auto IP in case of a network in which a DHCP server is not running.

[0006] Such equipment using an IP address assigned by the DHCP server or selected by Auto IP communicates with the other equipment in the network by using Transmission Control Protocol/Internet Protocol (TCP/IP) and can be searched for and referred to in the network through the IP address.

[0007] Further, in home network middleware such as UPnP, a protocol such as Simple Service Discovery Protocol (hereinafter, referred to as "SSDP") is used as a method of searching for equipment existing in the home network. Here, the SSDP can be roughly divided into two types: a multicast search (M-Search) message for use in searching for a given type of controlled device (hereinafter, referred to as "CD") desired by a control point (hereinafter, referred to as "CP"), and a notify message used when a CD notifies its own state. As for the notify message, there are a Notify Alive message sent after a CD is connected to a network and assigned its own IP, and a Notify Byebye message sent when a CD is normally removed from the network. Namely, if a CD is connected to a network, the CD is assigned an IP address by the DHCP server or in an Auto-IP manner and then sends a Notify Alive message via user datagram protocol (UDP)

multicast in order to notify that the CD has been added to the network. However, since the CD does not know whether a UDP packet is properly delivered, the CD repeatedly transmits the same Notify Alive message to the same multicast addresses several times.

[0008] Furthermore, if a CP receives a command to perform a specific service from a user or an application, the CP creates a multicast search message to search for a given type of CD necessary for performing a relevant service and transmits the multicast search message via UDP multicast. Similarly to the situation just discussed in regard to the DC repeatedly transmitting a Notify Alive message, according to UDP multicast, since the CP does not know the delivery state of the transmitted multicast search message, the CP repeatedly transmits the same multicast search message to the same multicast addresses more than one time.

[0009] Moreover, a CD that has received a multicast search message transmitted from the CP makes and transmits a multicast search response message to the CP if the type of the CD conforms to the type requested by the CP. Then, the CP collects response messages to its transmitted multicast search message, selects a specific CD and stores information with respect to the selected CD in a cache of the CP itself, if necessary. Thereafter, the CP can control the CD necessary for performing a relevant service through collected CD information and CD information stored in its cache.

[0010] In the meantime, if a CD is normally removed from the network, the CD first makes a Notify Byebye message and transmits the message via UDP multicast. Then, the CP that has received the message deletes the relevant CD information stored in its cache.

[0011] Figure 1 is a view showing an operation process of controlling UPnP controlled devices existing in a home network of the related art. Control points CP1-CP3 perform respective discovery processes for searching for a device connected to the network in order to use a desired service. Each discovery process employs a multicast search method for transferring a multicast packet to all devices connected to the network. According to the UDP method used, however, it is impossible to confirm whether the multicast packet has been received.

[0012] First, if CPs 2000 to 2200 perform respective discovery processes of searching for desired devices, CDs 1000 to 1500, which are connected to the network transmit response messages as device packets. However, a multicast search message for finding CDs 1000 to 1500 transmitted from CP2 2100 may not be delivered to CD2 1100, or CD3 1200 that has received the multicast search message may not be able to transmit a multicast search response message to CP2 2100 while the relevant packet is lost. In this case, CP2 2100 fails to find a relevant CD.

[0013] Figure 2 is a view showing a case where the control point does not receive a response message 100, which has been sent by the controlled device CD2 (1100), to the device packet transmitted from the control point

CP1 (2000) in the home network of the related art. Figure 3 is a view showing a case where the controlled device CD2 (1100) does not receive the device packet 200 transmitted from the control point CP1 (2000) in the home network of the related art.

[0014] Figure 4 is a view showing a case where the control point CP1 (2000) does not know the state of a controlled device CD1 (1000) abnormally removed in the home network of the related art. If CDs 1000 to 1200 are normally removed from the network, CDs 1000 to 1200 prepare their Notify Byebye messages and transmit them via UDP multicast. Then, CP 2000 that has received the Notify Byebye message deletes information on the relevant CDs from its cache 2010. Thus, a CP can recognize that relevant CDs do not exist in the network.

[0015] However, in a case where any one of CDs 1000 to 1200, which has been connected and operated, abnormally stops its operation, the CD cannot transmit a Notify Byebye message and, thus, it is incorrectly recognized by the cache 2010 of CP 2000 that the relevant CD is still alive. Such incorrect cache information remains until the duration of the CD recorded together with the information in the cache 2010 of the CP 2000 elapses. Namely, since the UPnP discovery mechanism can know CD information remaining in the cache only through a Notify Alive message or a Notify Byebye message sent by a relevant CD, there is no way to inform the CPs of such abnormal removal of a relevant CD if the relevant CD is abnormally terminated.

[0016] Therefore, there is a need for a method and device, wherein CDs connected to a UPnP network can multicast notify messages to mutually inform the states of the CDs themselves, or it is possible to solve a cache coherence problem that a relevant CD is recognized to operate due to the duration thereof remaining in the cache of CP 2000, even in a case where the relevant CD abnormally ceases operation.

[0017] The present invention is conceived to solve the aforementioned problems.

[0018] According to the present invention there is provided an apparatus and method as set forth in the appended claims. Preferred features of the invention will be apparent from the dependent claims, and the description which follows.

[0019] The present invention provides a network system and method for providing a list of controlled devices, wherein each of controlled devices connected in a network has a list of other controlled devices, and upon receipt of a message searching for a specific controlled device from a control point, the controlled device can transmit a response message to the control point on behalf of the specific controlled device.

[0020] The present invention also provides a network system and method for providing a list of controlled devices, wherein when it is found that a specific controlled device does not exist in a network while controlled devices update their own lists of other controlled devices, they notify a control point of the absence so as to delete

the controlled device, which no longer exists in the network, from a cache of the control point, thereby enabling recognition of the exact states of currently running controlled devices.

[0021] According to an aspect of the present invention, there is provided a method of providing a list of controlled devices, comprising the steps of receiving notify messages from controlled devices connected in a network; collecting information on the controlled devices connected in the network through the received notify messages and generating the list of controlled devices; receiving an information request message for a specific controlled device; searching for information on the specific controlled device for which the information request message is received, in the generated list; and transmitting the information on the searched specific controlled device.

[0022] For a better understanding of the invention, and to show how embodiments of the same may be carried into effect, reference will now be made, by way of example, to the accompanying diagrammatic drawings in which:

Figure 1 is a view showing an operation process of controlling UPnP controlled devices existing in a home network of the related art;

Figure 2 is a view showing a case where a control point does not receive a response message, which has been sent by a controlled device, to a device packet transmitted from the control point in the home network of the related art;

Figure 3 is a view showing a case where a controlled device does not receive the device packet transmitted from the control point in the home network of the related art;

Figure 4 is a view showing a case where the control point does not know the state of a controlled device abnormally removed in the home network of the related art;

Figure 5 is a view schematically showing the entire configuration of a network system for providing a list of controlled devices according to the present invention;

Figure 6 is a view showing the inner configuration of a controlled device of the network system for providing the list of controlled devices according to the present invention;

Figure 7 is a flowchart generally illustrating a method of providing a list of controlled devices according to the present invention;

Figure 8 is a view illustrating an initialization process in the method of providing a list of controlled devices

according to the present invention;

Figure 9 is a view illustrating the process of receiving, by a controlled device, Notify Alive messages transmitted from other controlled devices in the method of providing the list of controlled devices according to the present invention;

Figure 10 is a view illustrating the process of receiving, by a controlled device, a search message transmitted from a control point in the method of providing the list of controlled devices according to the present invention;

Figure 11 is a view illustrating the process of determining whether a token is generated in the method of providing the list of controlled devices according to the present invention;

Figure 12 is a view illustrating the process of generating and transferring the token in the method of providing the list of controlled devices according to the present invention;

Figure 13 is a view illustrating the process of transferring, by a previous controlled device, the token to a controlled device in the method of providing the list of controlled devices according to the present invention;

Figure 14 is a view illustrating a negotiation process in the method of providing the list of controlled devices according to the present invention;

Figure 15 is a view illustrating the process of transmitting a Notify Byebye message on behalf of other controlled devices in the method of providing the list of controlled devices according to the present invention;

Figure 16 is a view showing a connection operation of a controlled device and other controlled devices in operations of the network system for providing the list of controlled devices according to the present invention;

Figure 17 is a view showing an operation for responding, by a controlled device, to a search message transmitted from a control point in the operations of the network system for providing the list of controlled devices according to the present invention;

Figure 18 is a view showing an operation for transmitting the token and the list in the operations of the network system for providing the list of controlled devices according to the present invention;

Figure 19 is a view showing a negotiation operation

between controlled devices in the operations of the network system for providing the list of controlled devices according to the present invention; and

Figures 20A and 20B are views showing an operation for transmitting a Notify Byebye message on behalf of other controlled devices in the operations of the network system for providing the list of controlled devices according to the present invention.

[0023] Preferred embodiments of the present invention will be described in detail with reference to the accompanying drawings.

[0024] Figure 5 is a view schematically showing the entire configuration of a network system for providing a list of controlled devices according to a preferred embodiment of the present invention. The network system comprises an access point 3000, control points (CPs) 2000 to 2200, and controlled devices (CDs) 1000 to 1500.

[0025] The access point 3000 is a device for connecting the control points 2000 to 2200 with the controlled devices 1000 to 1500, which are connected with the access point through a wireless communication network.

[0026] The control point 2000 controls the controlled devices 1000 to 1500 existing in the network by transmitting a discovery packet to search for the controlled devices 1000 to 1500 existing in the network, and receiving response messages thereto.

[0027] The controlled device 1000 receives notify messages transmitted from the other controlled devices 1100 to 1500 connected in the network, generates and manages an information list of all the controlled devices 1000 to 1500 connected in the network, and searches for and transmits information on a specific controlled device requested by the control point 2000. The configuration and operation of the controlled device will be described hereinafter in more detail with reference to Figure 6.

[0028] Figure 6 is a view showing the inner configuration of the controlled device 1000 of the network system for providing the list of controlled devices according to the present invention. The controlled device 1000 comprises a device list management module 1021, a negotiation module 1022, a message receiving module 1023, a token management module 1024, a timer management module 1025, and a control module 1026.

[0029] The message receiving module 1023 receives notify messages transmitted from the controlled devices 1000 to 1500 connected in the network, and a search (M-search) message transmitted from the control point 2000 (Figure 5).

[0030] The device list management module 1021 collects information on the controlled devices 1000 to 1500 connected in the network, and generates and manages a list of service information of all the controlled devices 1000 to 1500 connected in the network.

[0031] The control module 1026 searches for and transmits service information on a specific controlled device requested by the control point 2000 in and from the

device list management module 1021. Further, the control module 1026 respond to an information request message from the control point 2000 by checking whether a token is present in the controlled device, and checks state information on the controlled device after checking whether a token is present. Here, the state information may be considered as an initial state, an active state or a stop state. The initial state means a state where the number of controlled devices included in a list of controlled devices held by a controlled device itself is 1 (namely, only the device itself is present in the list), and is a state that can be obtained only in an initial state of the controlled device. When the list of controlled devices is updated and thus the number of controlled devices becomes more than 2 starting from the initial state, the controlled device 1000 changes its own state to the active state. The active state means a state where the controlled device itself currently has a token and is performing a service. The stop state is a state where the controlled device completes service performance and currently is inoperative. Meanwhile, checking whether a token is present is performed using the state information.

[0032] The token management module 1024 generates a token, transfers the generated token to another controlled device and manages the token.

[0033] The timer management module 1025 generates a self-timer and a waiting timer. The self-timer checks a response time of another controlled device to which a token is transferred in a case where a token managed by the token management module 1024 is transferred to another controlled device. That is, each controlled device begins to operate its self-timer when handing over the token to another controlled device or waiting for a response (ACK), and terminates the self-timer upon reception of a response from the other controlled device. Further, if no response is received from the other controlled device while the self-timer is operating, for example, after a certain period of time has lapsed, the controlled device retries the operation of the self-timer (for example, three times). If no response is still received even after the operation of the self-timer has retried three times, the controlled device transmits a Notify Byebye message on behalf of the other controlled device, deletes the other controlled device from its own list and performs the next operation.

[0034] Meanwhile, the waiting timer checks the total circulation time of the token for controlled devices existing in the network. That is, the waiting timer is a timer for causing a specific controlled device to predict operation-terminating timing in proportion to the number of controlled devices remaining in a list of controlled devices held by the specific controlled device and to be on standby for a time until the predicted timing after the specific controlled device normally completes its service operation. If the time set by the waiting timer elapses, a new token is generated and the token and the list are transmitted to the next controlled device. Further, all controlled devices remaining in the stop state should operate the wait-

ing timers thereof. In a case where the number of controlled devices included in a list held by a relevant controlled device is 1 at the time when the waiting timer thereof should be operated, the relevant controlled device transmits a Notify Alive message to other controlled devices and operates the waiting timer after changing its state to the stop state so as to notify other controlled devices that the relevant controlled device is alive.

[0035] In the meantime, the self-timer and the waiting timer do not operate simultaneously, and only the timer appropriate for the current state of the controlled device 1000 operates.

[0036] If a plurality of tokens are present in the controlled devices existing in the network, the negotiation module 1022 controls the validity of each token. Here, the negotiation module 1022 determines whether a plurality of tokens are present using the state information of each controlled device. Further, the negotiation module 1022 controls the validity of each token by comparing the numbers of controlled devices included in lists of controlled devices stored in controlled devices having the tokens with one another. If the numbers of controlled devices included in the respective lists of the controlled devices are the same as a result of the comparison, the negotiation module 1022 controls the validity of each token by comparing the sums of network remaining duration times of the respective controlled devices registered in the lists with one another. Here, the network remaining duration time of each controlled device is transmitted together when each controlled device transmits a Notify Alive message and is calculated based on a duration time of each controlled device.

[0037] Figure 7 is a flowchart generally illustrating a method of providing a list of controlled devices according to the present invention. First, the controlled device 1000 (Figure 6) performs an initialization process of preparing a list of other controlled devices by receiving notify messages from other controlled devices 1100 to 1500 connected in a network (S100).

[0038] Thereafter, the controlled device 1000 performs a token generation determining process of generating a token, a token transferring process of transferring the generated token to another controlled device, and a token receiving process of receiving a token (S200, S300, S400). In a case where a plurality of tokens are present in the controlled devices 1000 to 1500 existing in the network, a negotiation process of controlling the validity of each token is performed (S500). In a case where a response message is not transmitted from other controlled devices, a Notify Byebye message transferring process of informing the control point 2000 that the specific controlled device 1000 is removed from the network is performed (S600), and a search message receiving process of receiving a search message, which searches for information on a specific controlled device, from the control point 2000 is also performed (S150). Here, each process described above may be performed in parallel depending on the circumstances. The method of providing

the list of controlled devices will be described hereinafter in greater detail with reference to Figures 8 to 15.

[0039] Figure 8 is a view illustrating an initialization process in the method of providing the list of controlled devices according to the present invention. First, if the controlled device 1000 (Figure 6) is connected to the network, the controlled device 1000 multicasts a message notifying that the controlled device 1000 is connected to the network (S110). Then, other devices 1100 to 1500 that have been connected to the network transmit Notify Alive messages sending information about themselves in response to the message transmitted from the controlled device 1000 (S120).

[0040] Thereafter, the controlled device 1000 generates a list of controlled devices by collecting information on the other controlled devices 1100 to 1500 connected in the network through the transmitted Notify Alive messages (S130).

[0041] Here, process "A" in which Notify Alive messages from the controlled devices 1000 to 1500 are received, and process "B" in which a search message is received from the control point 2000 may be performed in parallel with the initialization process.

[0042] Figure 9 is a view illustrating the process of receiving, by a controlled device, Notify Alive messages transmitted from other controlled devices in the method of providing the list of controlled devices according to the present invention, which corresponds to step S120 or process "A" of Figure 8.

[0043] Here, other controlled devices 1100 to 1500 transmit Notify Alive messages to the controlled device 1000 (S121), and the controlled device 1000 checks whether the Notify Alive messages are received from other controlled devices 1100 to 1500 (S122). If the Notify Alive messages are received from other controlled devices 1100 to 1500, the controlled device 1000 adds other controlled devices that have transmitted the Notify Alive messages, to the device list management module 1021 of the controlled device 1000 (S123).

[0044] Figure 10 is a view illustrating the process of receiving, by a controlled device, a search message transmitted from a control point in the method of providing the list of controlled devices according to the present invention, which corresponds to process "B" of Figure 8.

[0045] First, if the control point 2000 multicasts the search message to the controlled device 1000 (S151), the controlled device 1000 checks whether the search message is received from the control point 2000 (S152). If the search message is received from the control point 2000, the controlled device 1000 performs a search to determine whether a type of the controlled device requested by the received search message is present in its device list management module 1021 (S153).

[0046] Thereafter, the controlled device 1000 determines whether its own state is the active state (S154). Here, the active state means a state where the controlled device 1000 holds a token.

[0047] If the controlled device 1000 is in the active

state, the controlled device 1000 transmits an information message for a relevant controlled device to the control point 2000 (S155).

[0048] In the meantime, if a controlled device requested by the control point 2000 is not present in the device list management module 1021 of the controlled device 1000 or the controlled device 1000 is not in the active state, the controlled device 1000 cannot transmit a response message to the control point 2000.

[0049] Figure 11 is a view illustrating the process of determining whether a token is generated in the method of providing the list of controlled devices according to the present invention. The number of controlled devices included in the list of controlled devices prepared through the initialization process is checked (S201). If the number of controlled devices included in the list of controlled devices is more than 2, the controlled device 1000 checks its own state information (S202, S203). Here, the state information can be considered as the initial state, the active state or the stop state.

[0050] If the number of controlled devices included in the list is less than 2, steps S201 and S202 are repeatedly performed until the number of controlled devices becomes more than 2.

[0051] Thereafter, if the controlled device 1000 is in the initial state as a result of the check of the state information, the controlled device 1000 changes its own state to the active state and performs the processes of generating and transferring a token (i.e., process "L") (S204).

[0052] If the controlled device 1000 is in the stop state as a result of the check of the state information, the controlled device 1000 operates the waiting timer and determines whether the operation of the waiting timer will be retried (for example, three times) (S205). That is, the waiting timer of the controlled device 1000 is operated (S206), and it is determined whether a token and a list of controlled devices are received from a previous controlled device (S207). Here, if the token and the list of controlled devices have been received from the previous controlled device, it proceeds to a token transferring process (i.e., process "C").

[0053] Meanwhile, if the token and the list of controlled devices have not yet been received from the previous controlled device, it is determined whether the set time of the waiting timer of the controlled device 1000 elapses (S208). Here, if the set time of the waiting timer does not elapse, the waiting timer continues to operate. If the set time of the waiting timer elapses, the number of times of operations of the waiting timer is checked and the waiting timer is then operated again (S209). Here, the waiting timer is operated many times (for example, three times). If the waiting timer has repeated its operation as may as the set number of times, the controlled device 1000 automatically generates a token (i.e., process "L").

[0054] Figure 12 is a view illustrating the process of generating and transferring the token in the method of providing the list of controlled devices according to the present invention. The controlled device 1000 first gen-

erates the token (S301), determines whether the next controlled device can be connected thereto, and checks the state of the next controlled device (S302, S303). Here, if the next controlled device cannot be connected thereto, the controlled device 1000 performs a Notify Byebye message transmitting process (i.e., process "D"). The Notify Byebye message transmitting process will be described in detail with reference to Figure 15.

[0055] Thereafter, if it is determined that the next controlled device is not in the stop state, a negotiation process (i.e., process "F") is performed. The negotiation process will be described in detail with reference to in Figure 14.

[0056] In the meantime, if it is checked that the next controlled device is in the stop state (S304), the controlled device 1000 transfers the token and the list of controlled devices to the next controlled device (S305). Here, the controlled device 1000 that has transferred the list is modified to be the last in the list of controlled devices, and a controlled device recorded as the first in the modified list is determined as the next controlled device to which the list will be transferred.

[0057] Thereafter, the controlled device 1000 that has transmitted the token and the list of controlled devices operates the self-timer and determines whether a response (ACK) message is received from the next controlled device (S307, S308).

[0058] If the response message is received from the next controlled device, the controlled device 1000 sends the next controlled device a response message notifying that its own state has been changed to the stop state, and then changes its own state to the stop state (S311, S312) (i.e., state "W").

[0059] In the meantime, if a response message is not received from the next controlled device, the controlled device 1000 determines whether the set time of the self-timer elapses (S309). Here, if the set time of the self-timer does not elapse, the self-timer continues to operate. If the set time of the self-timer elapses, the controlled device 1000 checks the number of times of repeated operations of the self-timer and operates the self-timer again (S310). Here, the number of times of repeated operations of the self-timer is set to three times, and the set number of times of repeated operations may be arbitrarily changed by a user.

[0060] Further, if it is determined that the number of times of repeated operations of the self-timer is more than 3 (S306), the controlled device 1000 performs a Notify Byebye message transmitting process (i.e., process "D") for the next controlled device. The Notify Byebye message transmitting process will be described in detail with reference to Figure 15.

[0061] Figure 13 is a view illustrating the process of transferring, by a previous controlled device, the token to a controlled device in the method of providing the list of controlled devices according to the present invention. The controlled device 1000 first receives the token and the list transmitted from the previous controlled device

(S401).

[0062] Thereafter, the controlled device 1000 transmits a response message to the previous controlled device and operates the self-timer (S402, S404).

[0063] Then, the controlled device 1000 checks whether a response message notifying that the state of the previous controlled device has been changed to the stop state has been received from the previous controlled device (S405).

[0064] If it is checked that the response message has been received from the previous controlled device, the controlled device 1000 prepares to transmit the token and the list to the next controlled device (i.e., process "Q"). If it is determined that the response message has not yet been received from the previous controlled device, the controlled device 1000 determines whether the set time of the self-timer elapses (S406). Here, if the set time of the self-timer does not elapse, the controlled device 1000 continues to operate the self-timer. If the set time of the self-timer elapses, the controlled device 1000 checks the number of times of repeated operations of the self-timer and operates the self-timer again (S407). Here, the number of times of repeated operations of the self-timer is set to three times, and the set number of times of repeated operations may be arbitrarily changed by a user.

[0065] Thereafter, if the number of times of repeated operations of the self-timer is more than 3 as a result of the check (S403), the controlled device 1000 performs the Notify Byebye message transmitting process (i.e., process "D"). The Notify Byebye message transmitting process will be described in detail with reference to Figure 15.

[0066] Figure 14 is a view illustrating the negotiation process in the method of providing the list of controlled devices according to the present invention, which will be described together with step S304 of Figure 12 mentioned above.

[0067] The controlled device 1000 checks the next controlled device in order to transmit the token and the list of controlled devices to the next controlled device. At this time, if the next controlled device is not in the stop state, i.e. the next controlled device has a token, the controlled device 1000 performs the negotiation process.

[0068] First, the controlled device 1000 compares the numbers of controlled devices included in the lists of controlled devices stored in the device list management modules 1021 of the controlled device 1000 and the next controlled device with each other. If the number of controlled devices included in the list held by the next controlled device is larger than that in the list held by the controlled device 1000, the controlled device 1000 changes its own state to the stop state (S501, S502).

[0069] In the meantime, if the next controlled device has the same number of controlled devices in the list thereof as the controlled device 1000 as a result of the comparison, the sums of the network remaining duration times of the controlled devices stored in the controlled

device 1000 and the next controlled device are compared with each other (S503). Here, if the sum of the network remaining duration times of the controlled devices in the list stored in the next controlled device is larger than that in the list stored in the controlled device 1000, the controlled device 1000 changes its own state to the stop state (S502). On the contrary, if the sum of the network remaining duration times of the controlled devices in the list stored in the next controlled device is smaller than that in the list stored in the controlled device 1000, the state of the next controlled device is changed to the stop state (S504). Therefore, only one controlled device having the token exists in the network.

[0070] Figure 15 is a view illustrating the process of transmitting the Notify Byebye message on behalf of other controlled devices in the method of providing the list of controlled devices according to the present invention. Transmission of the Notify Byebye message by the controlled device 1000 on behalf of other controlled devices is performed in a case where the state of the next controlled device cannot be checked, i.e. the next controlled device is not connected, when checking the state of the next controlled device in order to transmit the token and the list to the next controlled device, or in a case where the controlled device has not received a response message from the next controlled device, i.e. the response message has not received from the next controlled device even after the set time of the self-timer of the controlled device 1000 elapses.

[0071] If the controlled device 1000 is not connected to the next controlled device or does not receive a response message from the next controlled device, the controlled device 1000 multicasts the Notify Byebye message on behalf of the next controlled device (S601) and deletes the next controlled device from the list stored in the device list management module 1021 (S602). Here, since the controlled device 1000 multicasts the Notify Byebye message on behalf of the next controlled device, the control point 2000 can learn information on a specific controlled device that has been abnormally terminated and thus obtain correct information on controlled devices connected in the network, thereby effectively controlling the controlled devices.

[0072] Thereafter, the controlled device 1000 checks the number of controlled devices in the list stored in the device list management module 1021, and multicasts its own Notify Alive message and changes its own state to the stop state if the number of controlled devices in the stored list is 1 (i.e., "E" state) (S603, S607, S608). If the number of controlled devices in the stored list is more than 1, the controlled device 1000 prepares to transmit the token and the list to the next controlled device (i.e., process "Q").

[0073] In the meantime, in a case where the number of controlled devices in the list stored in the device list management module 1021 of the controlled device 1000 is more than 1 and only two controlled devices exist in the network, i.e. only the controlled device 1000 and the

next controlled device exist in the network, the controlled device 1000 and the next controlled device repeat the unnecessary processes of mutually transmitting the token and the same list.

[0074] Therefore, in this case, the controlled device 1000 sends the next controlled device a message causing the next controlled device to change its own state to the stop state. Accordingly, the next controlled device changes its own state to the stop state in response thereto (S604 to S606).

[0075] Then, the controlled device 1000 changes its own state to the stop state and operates a waiting timer (i.e., state "Q") (S605, 606).

[0076] Thereafter, since the number of controlled devices in the list stored in the device list management module 1021 is changed to 1, the controlled device 1000 multicasts its own Notify Alive message and changes its own state to the stop state (i.e., "E" state) (S607, S608).

[0077] Figure 16 is a view showing a connection operation of a controlled device and other controlled devices in operations of the network system for providing the list of controlled devices according to the present invention, which will be described in connection with the initialization process and the Notify Alive message receiving process explained with reference to Figures 8 and 9.

[0078] First, if a controlled device (hereinafter, referred to as "first controlled device") is connected to the network, the first controlled device transmits a message informing itself to another controlled device (hereinafter, referred to as "second controlled device").

[0079] Thereafter, the first controlled device stores information on itself in the device list management module 1021 thereof and stores information on the second controlled device, which has transmitted the Notify Alive message in response to the transmitted message, in the device list management module 1021. Thus, the first controlled device can inform the control point 2000 of information on the second controlled device existing in the network.

[0080] Figure 17 is a view showing an operation for responding, by a controlled device, to a search message transmitted from the control point in the operations of the network system for providing the list of controlled devices according to the present invention, which will be described in connection with the process of receiving, by the controlled device, the search message transmitted from the control point explained with reference to Figure 10.

[0081] If the control point 2000 multicasts the search message for finding the second controlled device, all the controlled devices (e.g., the first, the second and the third controlled devices) existing on the network respond to the control point 2000 when they receive a multicast message of the control point 2000 and compares a search type requested by the search message and its own type and as a result of comparison it corresponds to the second controlled device.

[0082] However, if only the third controlled device 1200

receives the message multicast by the control point 2000 due to network instability, the third controlled device 1200 searches for the second controlled device 1100, which the control point 2000 intends to find, in a device list management module 1221 and makes up and transmits a response message to the control point 2000 on behalf of the second controlled device 1100.

[0083] Figure 18 is a view showing an operation for transmitting the token and the list in the operations of the network system for providing the list of controlled devices according to the present invention, which will be described in connection with the processes of generating and transferring a token with reference to Figure 12.

[0084] The first controlled device 1000 first generates a token and then checks the state of the second controlled device. If the second controlled device is in the stop state, the first controlled device 1000 performs changes in the order of its device list management module 1021 and transmits the token and the list to the second controlled device. Thereafter, the first controlled device 1000 operates the self-timer and waits for a response from the second controlled device.

[0085] After the second controlled device updates a device list management module 1121 using the token and the list transmitted from the first controlled device 1000, the second controlled device transmits a response message to the first controlled device 1000 and operates the self-timer.

[0086] Thereafter, the first controlled device 1000 receives the response message from the second controlled device, terminates the self-timer and operates the waiting timer.

[0087] Then, if the first controlled device 1000 informs the second controlled device of the fact that the first controlled device 1000 itself has operated its waiting timer, the second controlled device accordingly receives the response message from the first controlled device 1000 and terminates its self-timer.

[0088] Figure 19 is a view showing a negotiation operation between controlled devices in the operations of the network system for providing the list of controlled devices according to the present invention, which will be described in connection with the negotiation process explained with reference to Figure 14.

[0089] As shown in Figure 19, before the third controlled device 1200 transmits a token and a list to the fourth controlled device 1300, the third controlled device 1200 checks the state of the fourth controlled device 1300. If it is found that the fourth controlled device 1300 is in the active state, the third controlled device 1200 performs the negotiation process.

[0090] First, the third controlled device 1200 compares the number of controlled devices in the list of controlled devices stored in the device list management module 1221 of the third controlled device 1200 with that in the list stored in a device list management module 1231 of the fourth controlled device 1300. At this time, a controlled device of which the number of controlled devices in

the list is large wins. That is, since the number of controlled devices in the list held by the fourth controlled device 1300 is larger than that in the list held by the third controlled device 1200, the state of the third controlled device 1200 is changed to the stop state.

[0091] If the number of controlled devices in the list held by the fourth controlled device 1300 is the same as that in the list held by the fifth controlled device 1400, the sum of network remain duration times of controlled devices stored in the fourth controlled device 1300 is compared with the sum of network remain duration times of controlled devices stored in the fifth controlled device 1400. At this time, a controlled device of which the sum of the remain duration times is large wins. That is, since the sum of the network remain duration times of the controlled devices stored in the fourth controlled device 1300 is larger than that of the fifth controlled device 1400, the state of the fifth controlled device 1400 is changed to the stop state.

[0092] Figures 20A and 20B are views showing an operation for transmitting a Notify Byebye message on behalf of other controlled devices in the operations of the network system for providing the list of controlled devices according to the present invention, which will be described in connection with the process of transmitting the Notify Byebye message on behalf of other controlled devices explained with reference to Figure 15.

[0093] Figure 20A is a view showing an operation for multicasting, by the first controlled device, the Notify Byebye message of the second controlled device on behalf of the second controlled device in a case where the first controlled device cannot find the second controlled device.

[0094] The first controlled device 1000 first checks the state of the second controlled device 1100 in order to transmit the token and the list to the second controlled device 1100. Here, if the state of the second controlled device 1100 is not checked, i.e. if the second controlled device 1100 and the first controlled device 1000 are not connected to each other, the first controlled device 1000 deletes the second controlled device from the list stored in the device list management module 1021.

[0095] Thereafter, the first controlled device 1000 multicasts the Notify Byebye message of the second controlled device 1100.

[0096] In the meantime, if the second controlled device is deleted from the list stored in the device list management module 1021 of the first controlled device 1000, only the first controlled device itself remains in the list stored in the device list management module 1021 thereof. Thus, the first controlled device 1000 multicasts its own Notify Alive message and changes its own state to the stop state.

[0097] Figure 20B is a view showing an operation for multicasting, by the first controlled device, the Notify Byebye message of the second controlled device on behalf of the second controlled device in a case where the first controlled device has not received a response message

from the second controlled device.

[0098] The first controlled device 1000 first generates the token, transmits the token and the list to the second controlled device 1100, operates the self-timer and waits for a response from the second controlled device. Accordingly, the second controlled device 1100 transmits a response message to the first controlled device 1000 and operates the self-timer thereof.

[0099] Thereafter, the first controlled device 1000 receives the response from the second controlled device 1100 and terminates the self-timer thereof.

[0100] Then, the second controlled device 1100 operates the self-timer and waits for a response from the first controlled device 1000, which informs that the first controlled device 1000 has terminated its self-timer. If the response is not received from the first controlled device 1000 until the set time of the self-timer of the second controlled device 1100 elapses, the second controlled device 1100 multicasts the Notify Byebye message of the first controlled device 1000.

[0101] Further, the second controlled device 1100 deletes the first controlled device from the list stored in the device list management module 1121.

[0102] Therefore, since only the second controlled device 1100 remains in the list stored in the device list management module 1121 of the second controlled device 1100, the second controlled device 1100 multicasts its own Notify Alive message and changes its own state to the stop state.

[0103] According to the present invention, since a controlled device has a list of other controlled devices connected thereto in a network, when a message searching for a specific controlled device has been received from a control point, another controlled device can transmit a response message to the control point on behalf of the specific controlled device even though the specific controlled device cannot receive the message from the control point. Thus, there is an advantage in that the control point can efficiently control controlled devices even though the network is unstable.

[0104] Further, if controlled devices find the fact that a specific controlled device does not exist in the network while updating their lists of controlled devices, they inform the control point of the fact. Thus, the control point can correctly recognize information on a controlled device that does not exist in the network, thereby effectively controlling the controlled devices.

[0105] Although a few preferred embodiments have been shown and described, it will be appreciated by those skilled in the art that various changes and modifications might be made without departing from the scope of the invention, as defined in the appended claims.

[0106] Attention is directed to all papers and documents which are filed concurrently with or previous to this specification in connection with this application and which are open to public inspection with this specification, and the contents of all such papers and documents are incorporated herein by reference.

[0107] All of the features disclosed in this specification (including any accompanying claims, abstract and drawings), and/or all of the steps of any method or process so disclosed, may be combined in any combination, except combinations where at least some of such features and/or steps are mutually exclusive.

[0108] Each feature disclosed in this specification (including any accompanying claims, abstract and drawings) may be replaced by alternative features serving the same, equivalent or similar purpose, unless expressly stated otherwise. Thus, unless expressly stated otherwise, each feature disclosed is one example only of a generic series of equivalent or similar features.

[0109] The invention is not restricted to the details of the foregoing embodiment(s). The invention extends to any novel one, or any novel combination, of the features disclosed in this specification (including any accompanying claims, abstract and drawings), or to any novel one, or any novel combination, of the steps of any method or process so disclosed.

Claims

1. A network system, comprising:

a control point (2000) operable to transmit discovery packets to search for devices existing in a network, receive response messages thereto and control the devices existing in the network; and
controlled devices (1100,1200), each of which receives notify messages transmitted from other controlled devices (1100,1200) connected in the network, generates and manages a list of information on all controlled devices (1100,1200) connected in the network, and searches and transmits information on a controlled device requested by the control point (2000).

2. The system as claimed in claim 1, wherein each controlled device comprises:

a message receiving module (1023) operable to receive notify messages transmitted from the controlled devices (1100,1200) connected in the network;
a device list management module (1021) operable to collect the information regarding the controlled devices (1100,1200) connected in the network and create and manage a list of service information of all the controlled devices (1100,1200) connected in the network; and
a control module (1026) operable to search for service information of a specific controlled device, which has been requested by the control point (2000), in the device list management module (1021) and transmit the searched infor-

mation.

3. The system as claimed in claim 2, wherein the message receiving module (1023) receives a search message transmitted from the control point (2000). 5
4. The system as claimed in claim 1, 2 or 3, wherein each controlled device further comprises a token management module (1024) operable to generate a token, transfer the generated token to another controlled device and manage the token. 10
5. The system as claimed in claim 4, wherein the control module (1026) responds to an information request message from the control point (2000) by checking whether the token is present in the controlled devices (1100,1200). 15
6. The system as claimed in claim 5, wherein the checking of the presence of the token comprises using state information on the controlled devices (1100,1200). 20
7. The system as claimed in claim 6, wherein the state information is any one of an initial state, an active state and a stop state. 25
8. The system as claimed in any of claims 4 to 7, further comprising a timer management module (1025) operable to create a self-timer, wherein when a token managed by a token management module (1024) is transferred to another controlled device, the self-timer checks a response time of the other controlled device to which the token is transferred. 30
9. The system as claimed in claim 8, wherein the timer management module (1025) is operable to create a waiting timer, and the waiting timer is operable to determine the total circulation time of the token for controlled devices (1100,1200) existing in the network. 35
10. The system as claimed in any of claims 4 to 9, wherein each controlled device further comprises a negotiation module (1022) operable to control the validity of each token when a plurality of tokens are present in the controlled devices (1100,1200) existing in the network. 40
11. The system as claimed in claim 10, wherein the negotiation module (1022) is operable to determine whether the plurality of tokens are present by using state information of each controlled device. 45
12. The system as claimed in claim 10 or 11, wherein the negotiation module (1022) is operable to control the validity of each token by comparing the numbers of controlled devices (1100,1200) in lists of control-

led devices (1100,1200) stored in respective controlled devices (1100,1200) having the tokens.

13. The system as claimed in claim 12, wherein if the numbers of controlled devices (1100,1200) in the lists held by the controlled devices (1100,1200) are the same, the negotiation module (1022) controls the validity of each token by comparing the sums of network remaining duration times of the respective controlled devices (1100,1200) registered in the lists.
14. A method of providing a list of controlled devices, comprising:
 - receiving, in a controlled device, notify messages from other controlled devices (1100,1200) connected in a network;
 - collecting information on the controlled devices (1100,1200) connected in the network through the received notify messages and generating the list of controlled devices (1100,1200);
 - requesting, by a control point (2000), information on a specific controlled device;
 - searching for, by the controlled device, the information regarding the specific controlled device requested by the control point (2000), in the generated list; and
 - transmitting the information on the searched specific controlled device.
15. The method as claimed in claim 14, further comprising generating a token by each controlled device.
16. The method as claimed in claim 15, wherein the searching is performed when the token is present in the controlled device as a result of checking whether the token is present in the controlled device.
17. The method as claimed in claim 15 or 16, further comprising transferring the token to another controlled device.
18. The method as claimed in claim 17, wherein the token transferring further comprises:
 - checking, by the controlled device, the number of controlled devices (1100,1200) in the list of controlled devices (1100,1200) stored in a device list management module (1021) of the controlled device;
 - if it is determined that the number of controlled devices (1100,1200) in the list is more than 2, transferring the token and the stored list of controlled devices (1100,1200) to another controlled device;
 - checking whether a response message is received from the other controlled devices

(1100,1200) and operating a self-timer of the controlled device; and
if the response message is received from the other controlled device, stopping the self-timer and operating a waiting timer of the controlled device.

19. The method as claimed in claim 18, wherein the list transferring comprises modifying the list of controlled devices (1100,1200) so that the controlled device which has transferred the list becomes the last in the list, and identifying a controlled device, which has been recorded as the first in the modified list, as a controlled device to which the list will be transferred.

20. The method as claimed in claim 18 or 19, wherein the self-timer checks a response time of the other controlled devices (1100,1200) to which the token is transferred.

21. The method as claimed in claim 18, 19 or 20, wherein the waiting timer checks the total circulation time of the token for controlled devices (1100,1200) existing in the network.

22. The method as claimed in claim 18, 19, 20 or 21, further comprising:

if a token is not received from other controlled devices (1100,1200) even after the operation of the waiting timer is completed, automatically generating a token.

23. The method as claimed in any of claims 18 to 22, further comprising, if the response message is not received from the other controlled device:

deleting, by the controlled device, the other controlled device, which has not transmitted the response message, from the list of controlled devices (1100,1200) stored in the device list management module (1021); and
notifying, by the controlled device, the control point (2000) that the controlled device, which has not transmitted the response message, does not exist in the network.

24. The method as claimed in claim 23, further comprising:

if the response message is not received from the other controlled device, transferring the token and the stored list of controlled devices (1100,1200) to a further controlled device by the controlled device.

25. The method as claimed in any of claims 20 to 24, further comprising:

if a plurality of tokens are present in controlled devices (1100,1200) existing in the network, performing negotiation for controlling the validity of each token.

26. The method as claimed in claim 25, wherein the negotiation comprises:

controlling the validity of each token by comparing the numbers of controlled devices (1100,1200) in lists of controlled devices (1100,1200) held by the respective controlled devices (1100,1200) having the tokens.

27. The method as claimed in claim 26, wherein the negotiation further comprises:

if the numbers of controlled devices (1100,1200) in the lists of controlled devices (1100,1200) are the same as a result of the comparison, controlling the validity of each token by comparing the sums of network remaining duration times of the respective controlled devices (1100,1200) registered in the lists.

FIG. 1

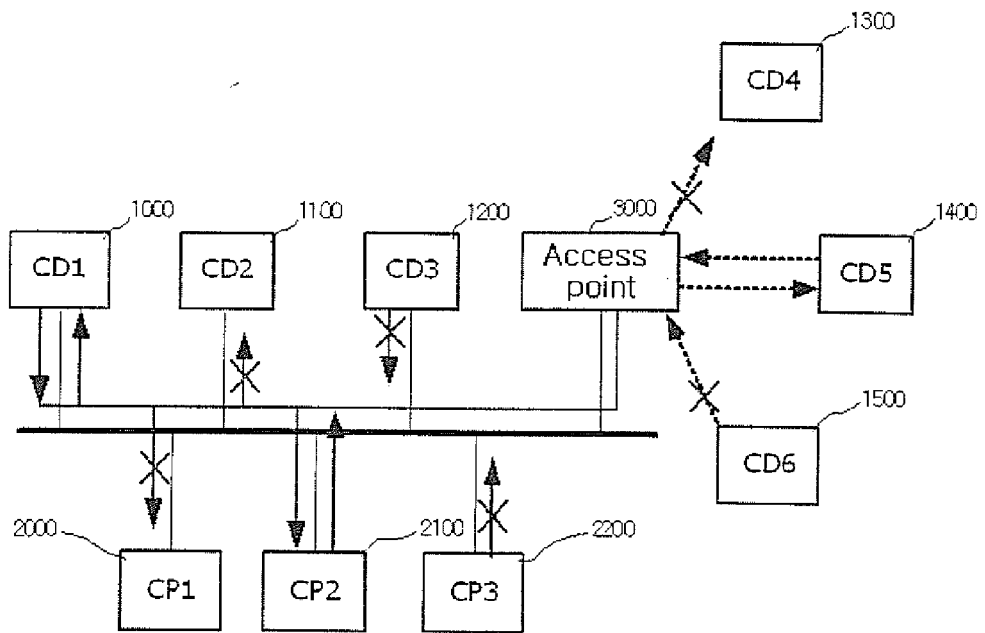


FIG. 2

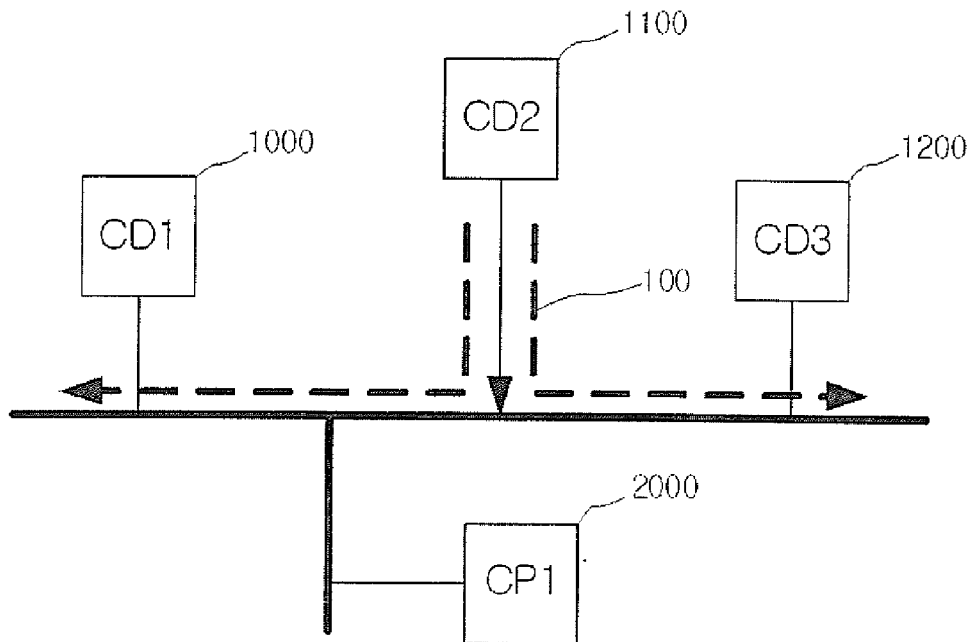


FIG. 3

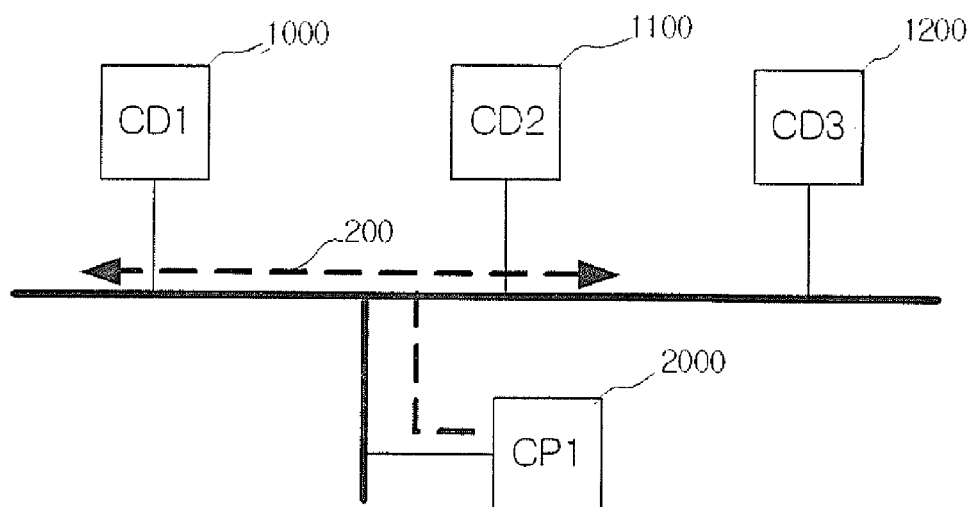


FIG. 4

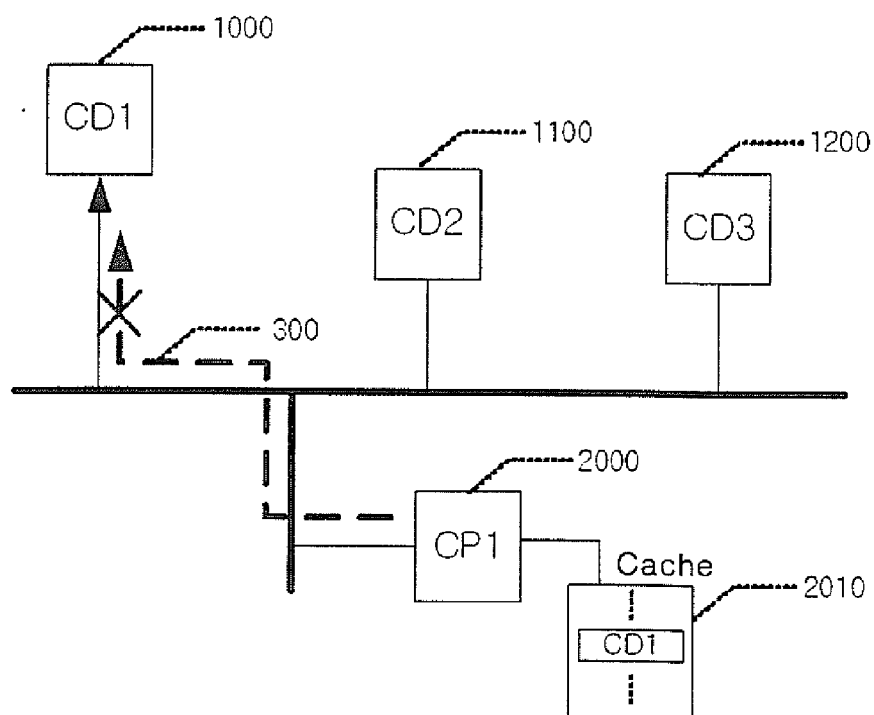


FIG. 5

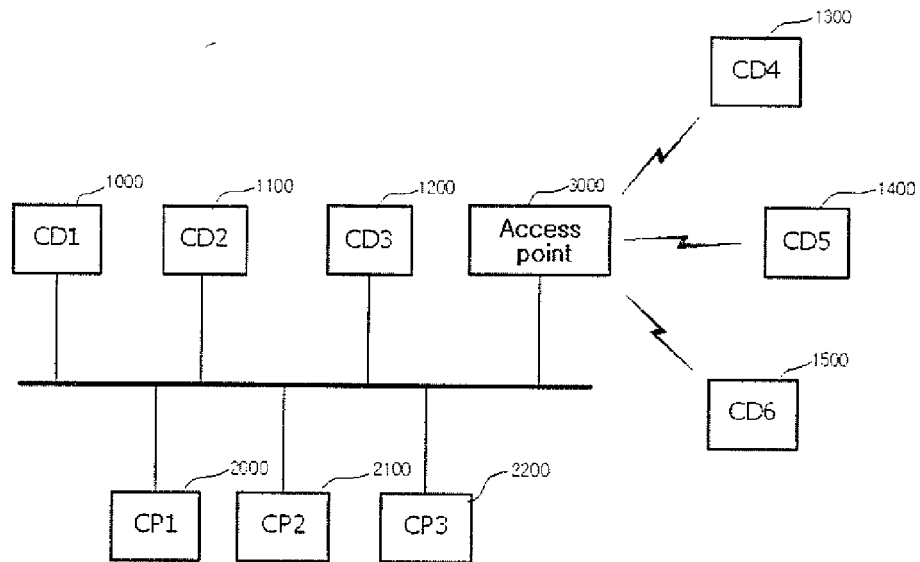


FIG. 6

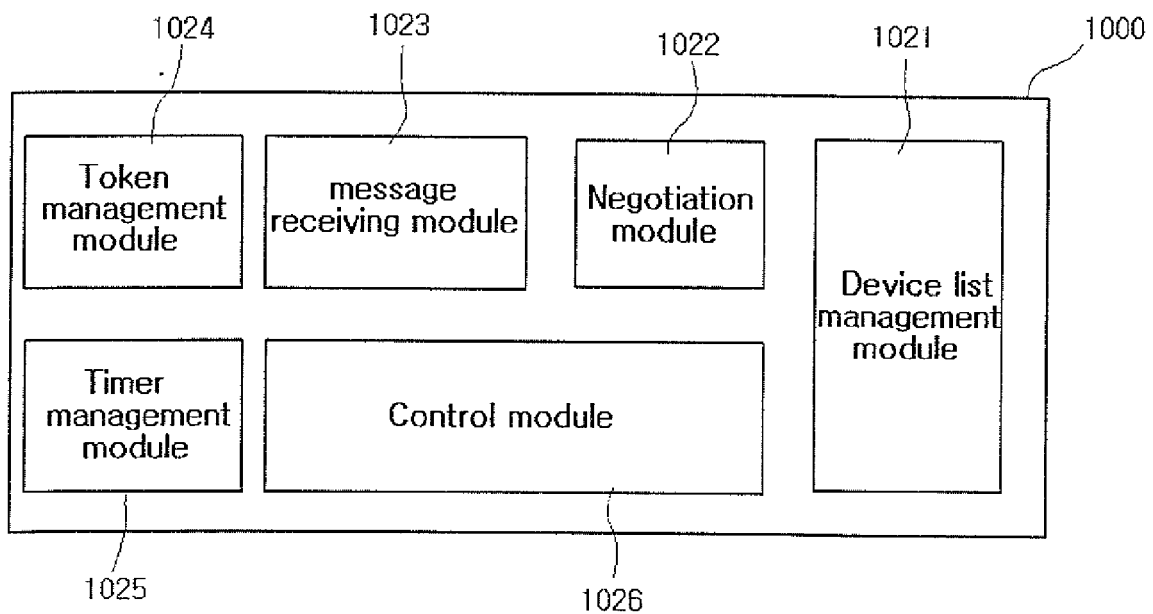


FIG. 7

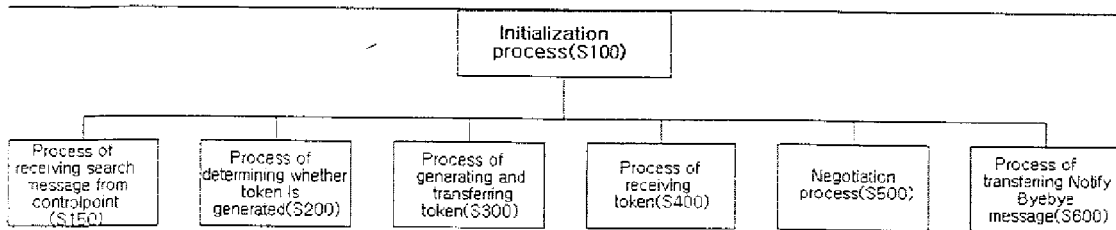


FIG. 8

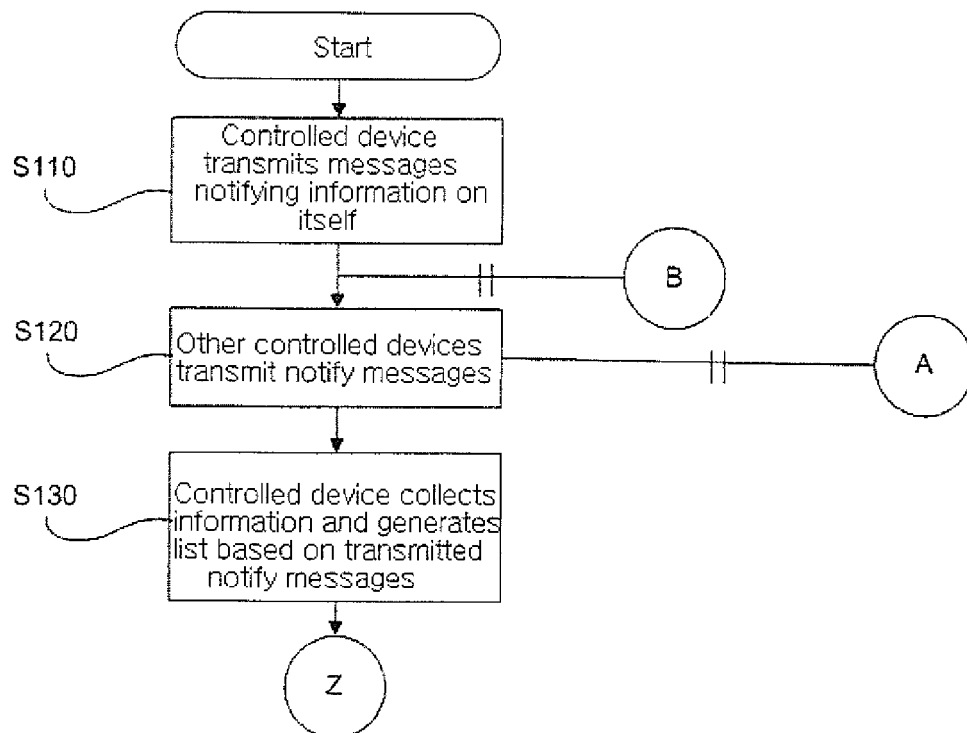


FIG. 9

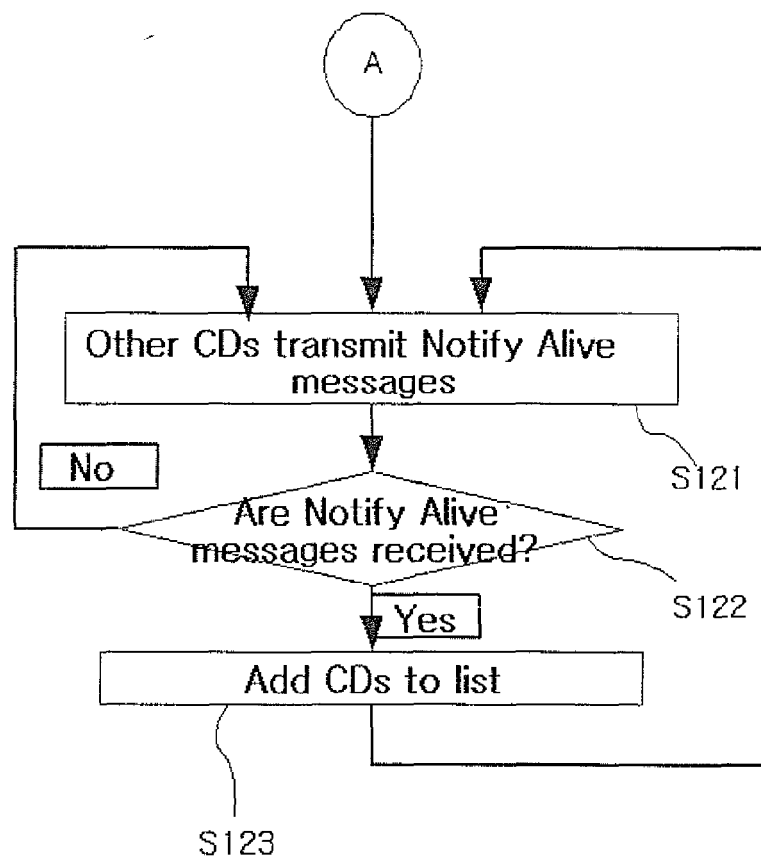


FIG. 10

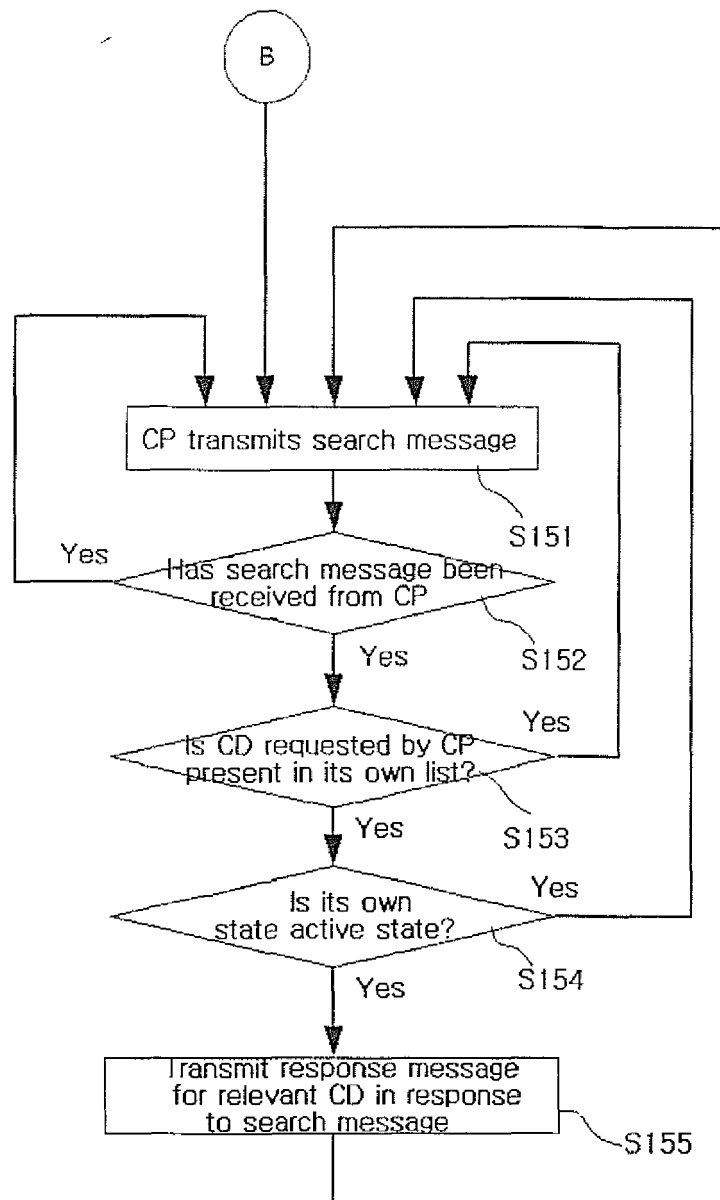


FIG. 11

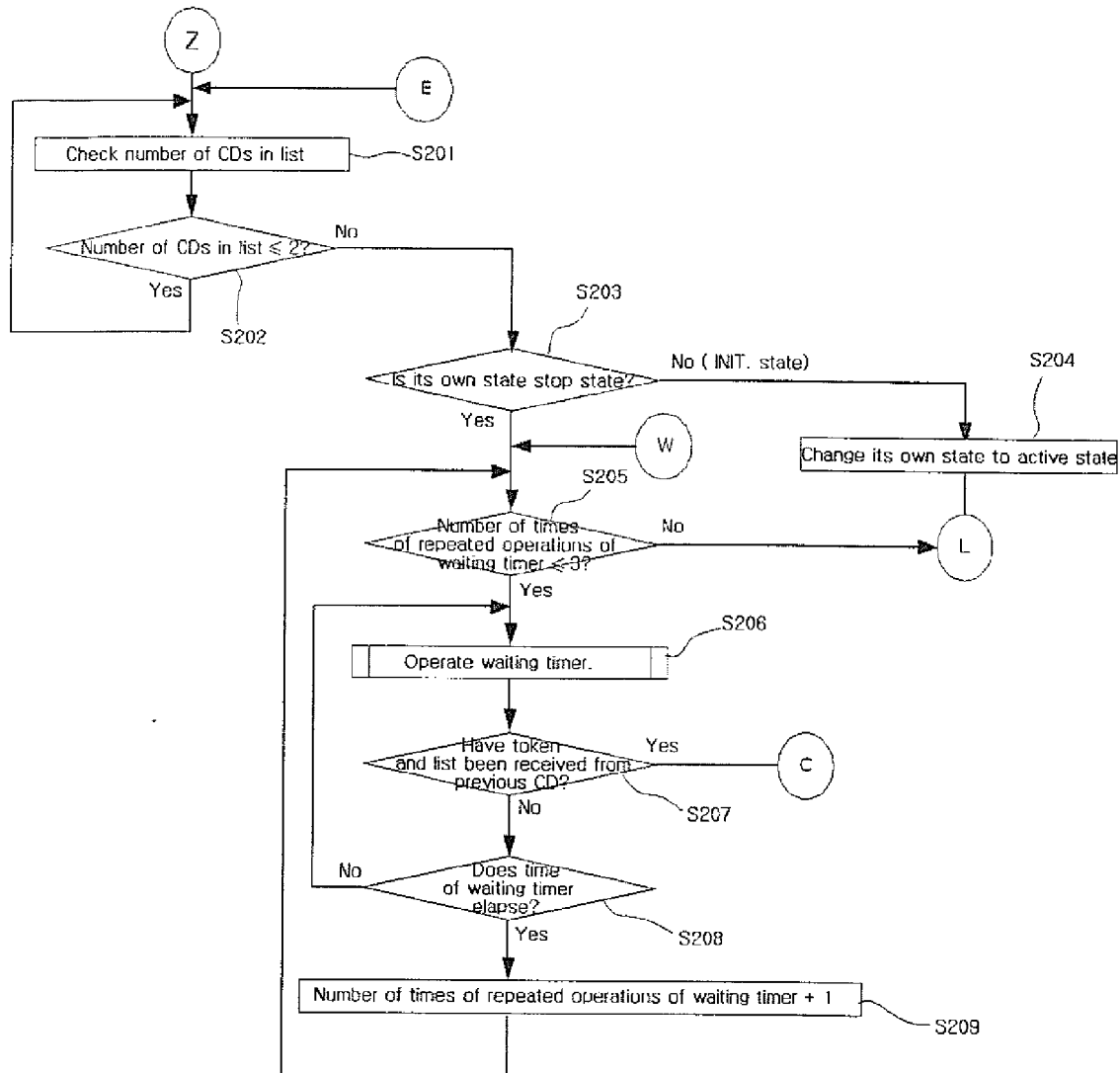


FIG. 12

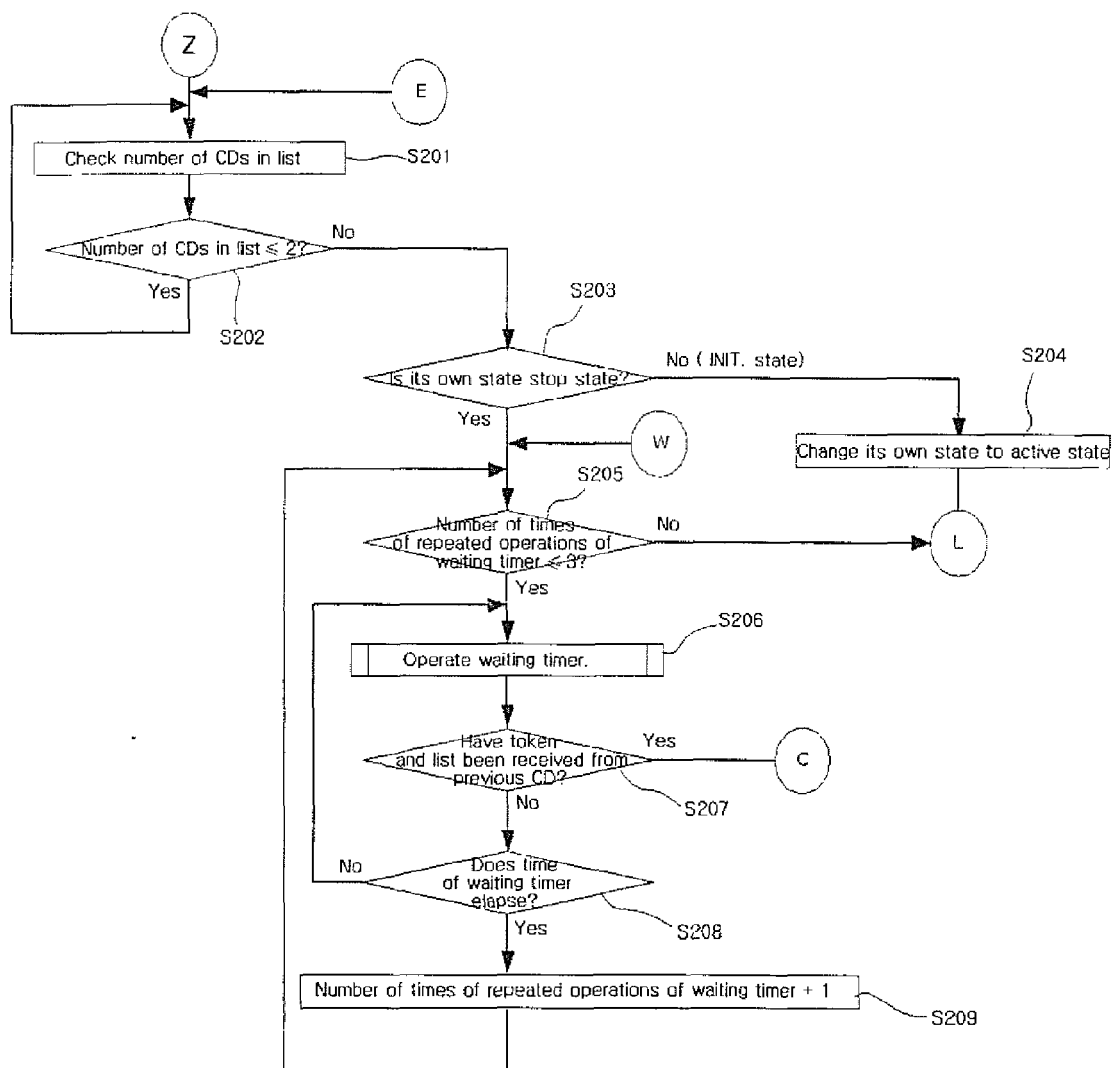


FIG. 13

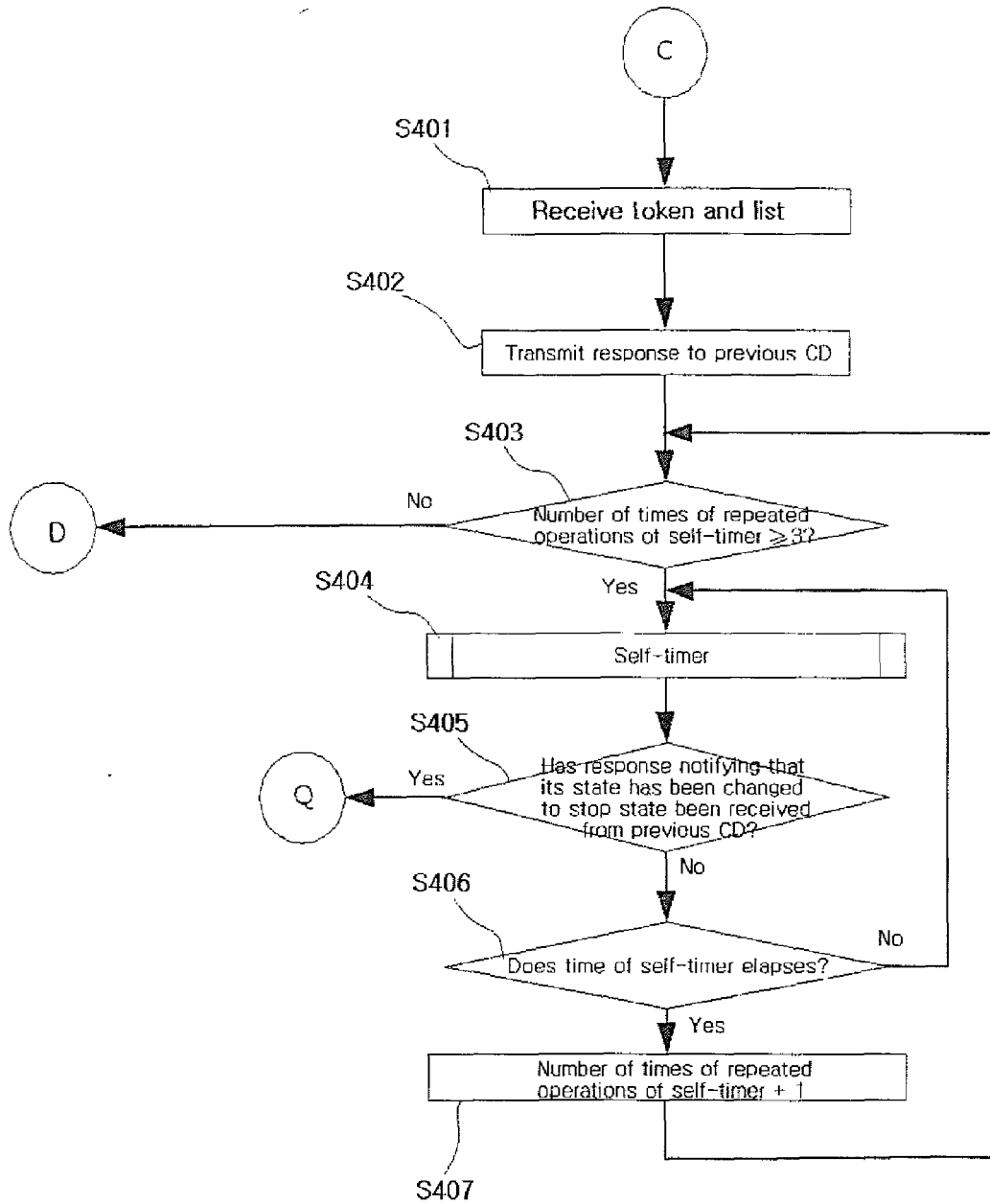


FIG. 14

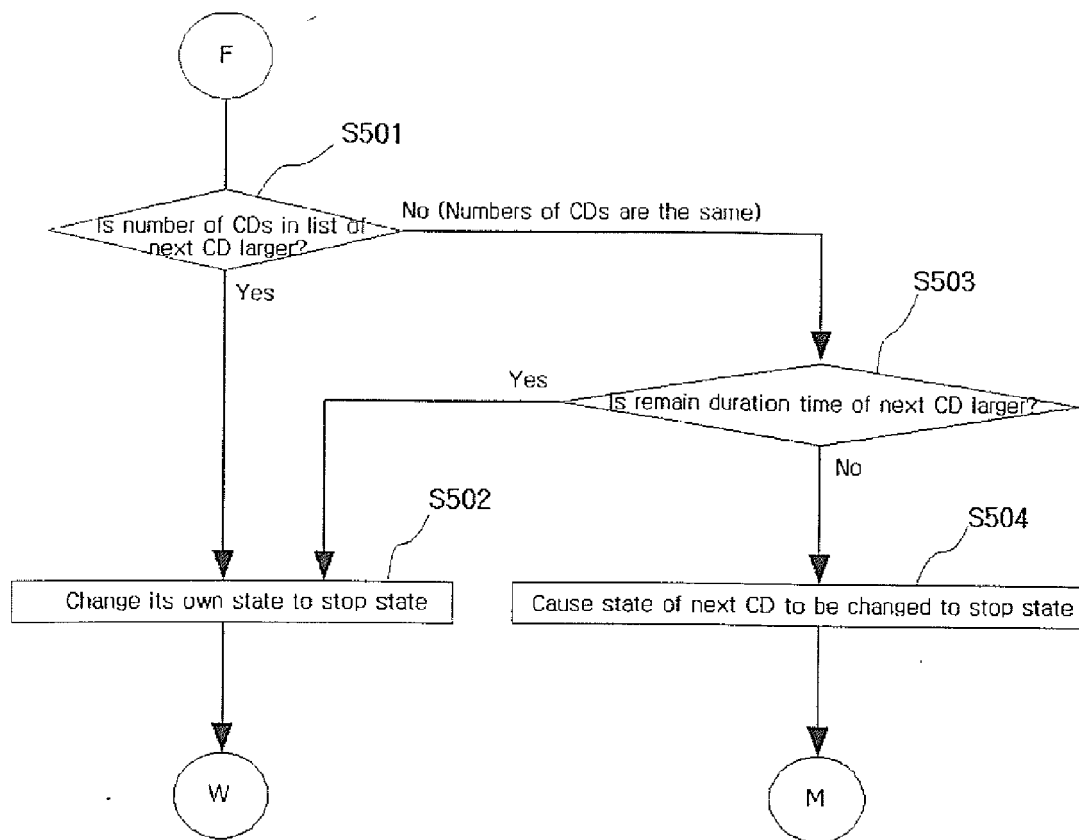


FIG. 15

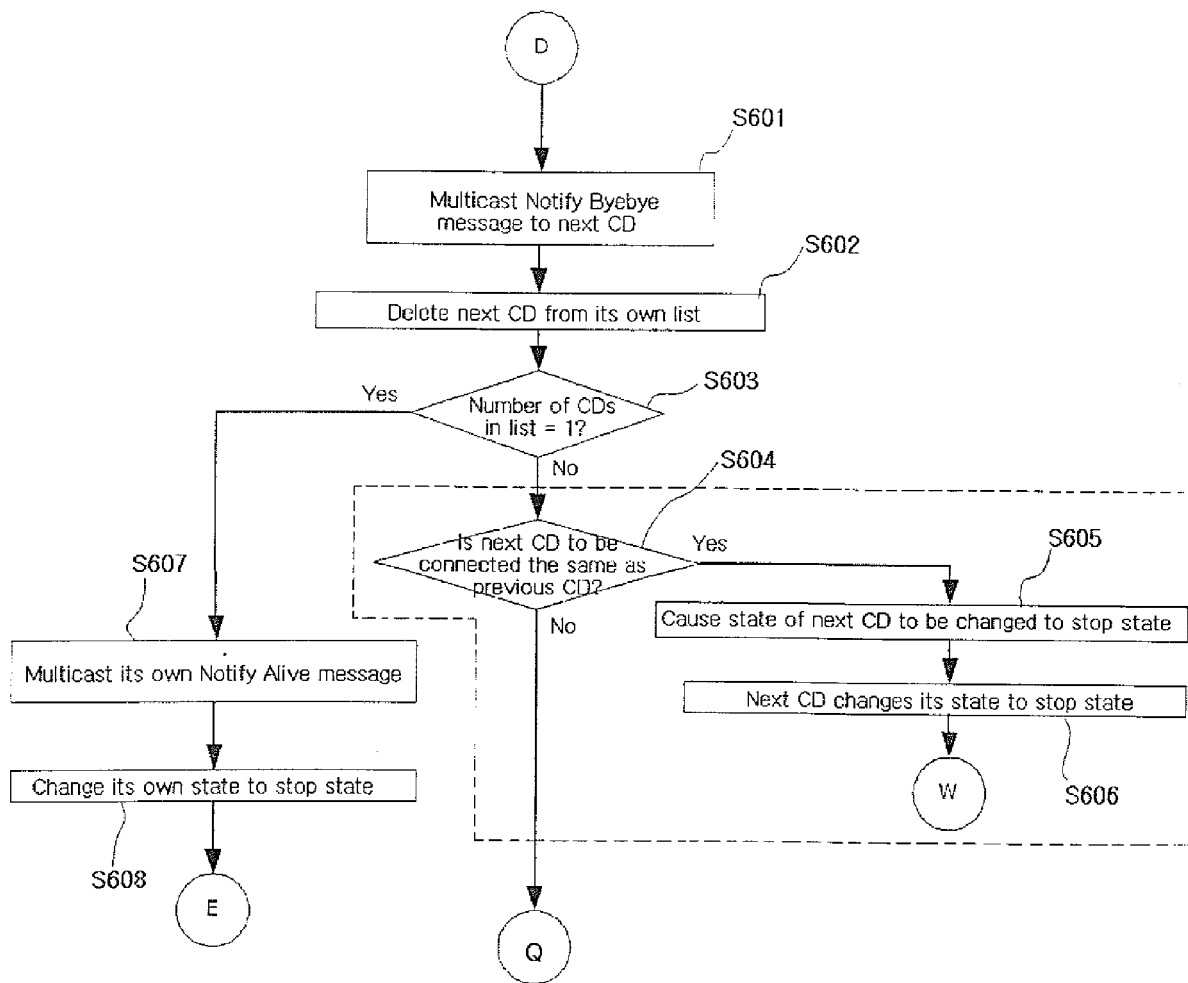


FIG. 16

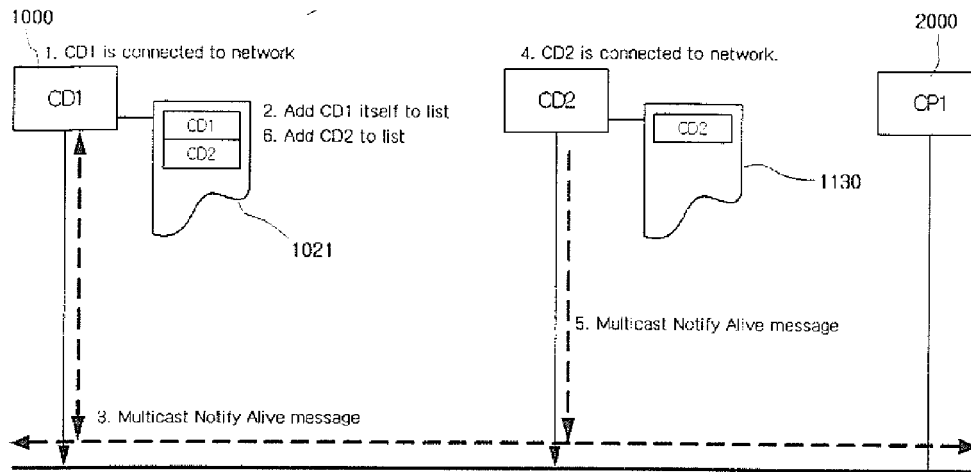


FIG. 17

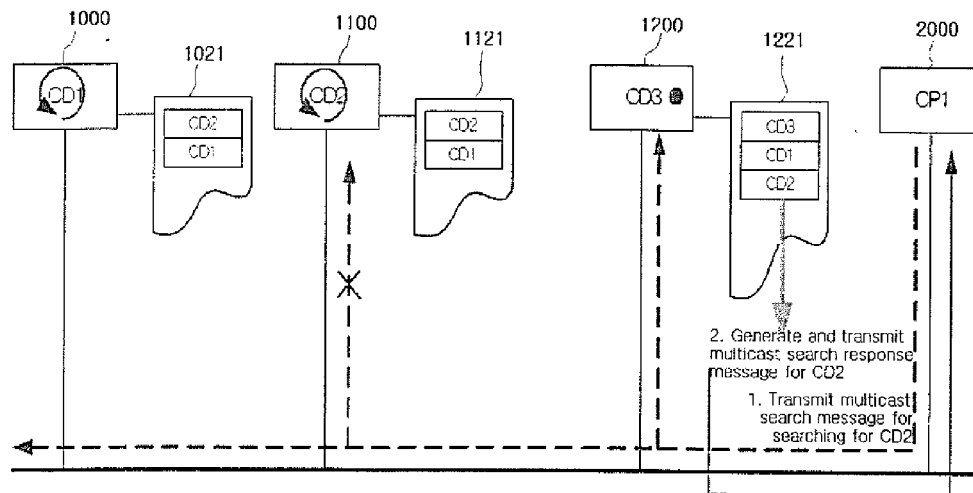


FIG. 18

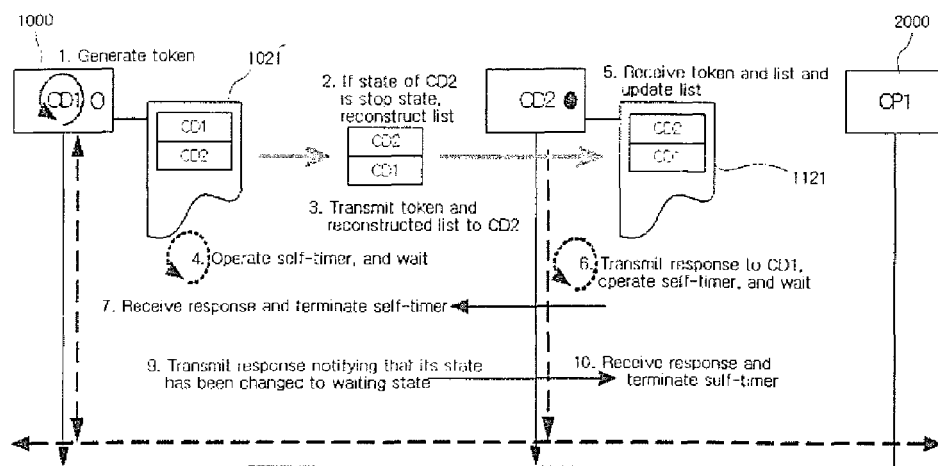


FIG. 19

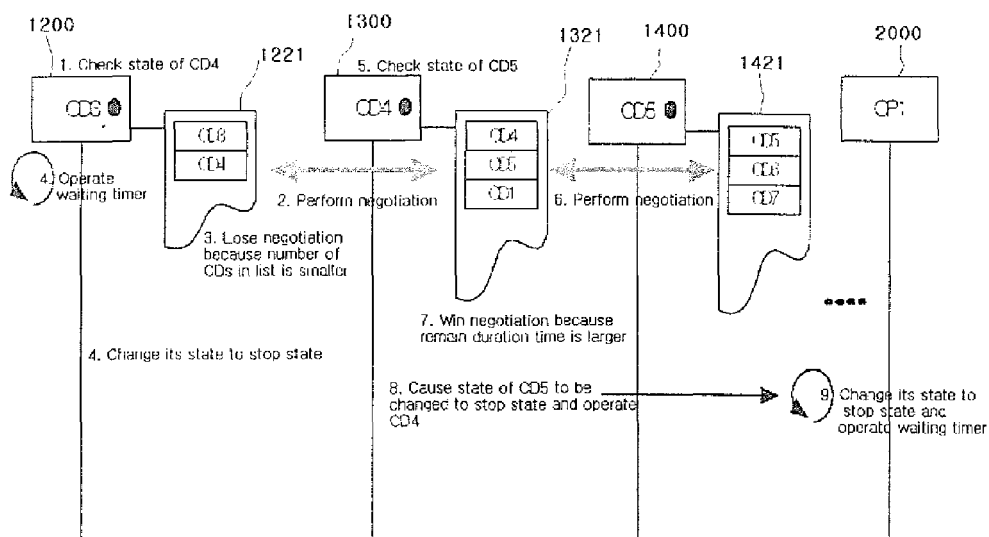


FIG. 20A

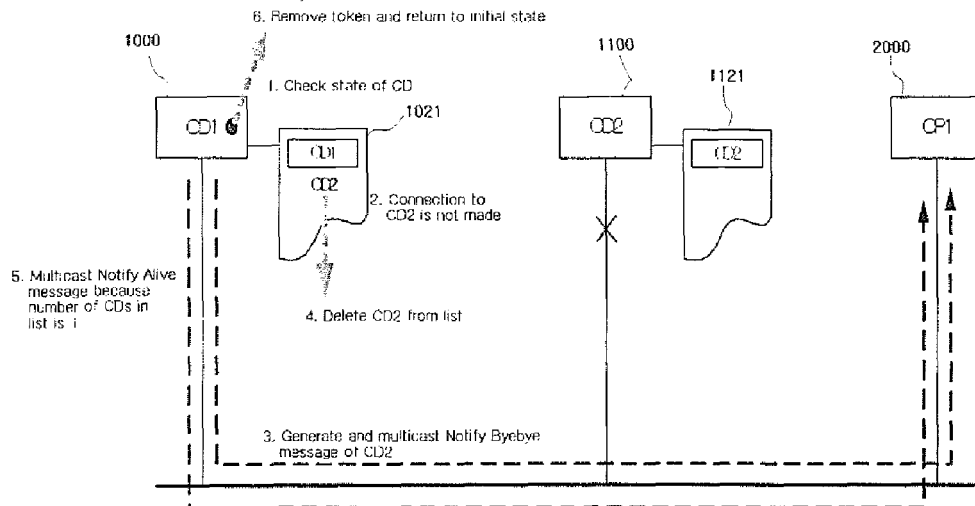
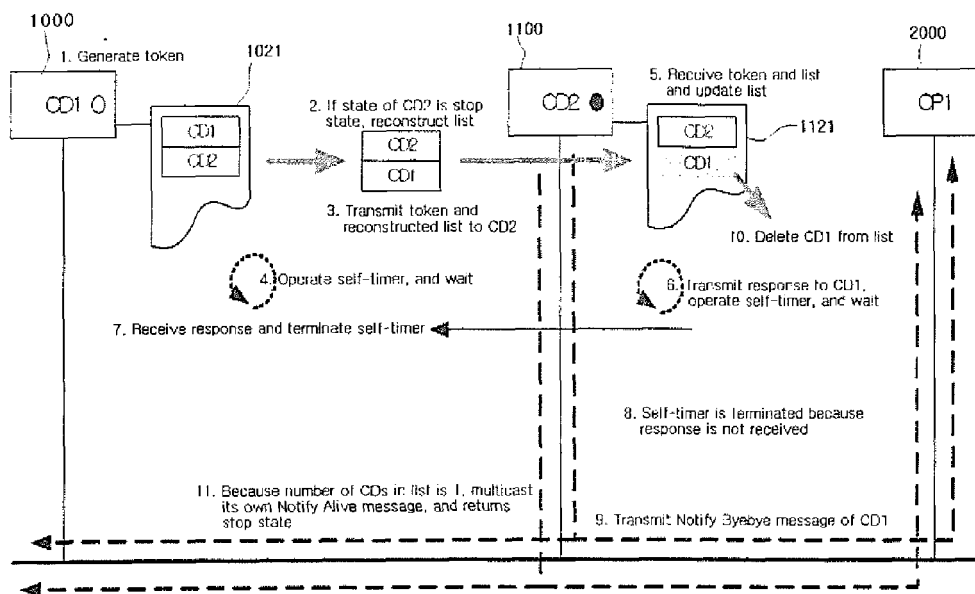


FIG. 20B





EUROPEAN SEARCH REPORT

Application Number
EP 12 16 8064

DOCUMENTS CONSIDERED TO BE RELEVANT			
Category	Citation of document with indication, where appropriate, of relevant passages	Relevant to claim	CLASSIFICATION OF THE APPLICATION (IPC)
X	US 2002/078161 A1 (CHENG DOREEN YINING [US]) 20 June 2002 (2002-06-20) * paragraphs [0021], [0026], [0028], [0041] - [0056] * -----	1-27	INV. H04L29/08 H04L12/24 H04L12/28
X	US 2003/051009 A1 (SHAH NEELAY N [US] ET AL) 13 March 2003 (2003-03-13) * paragraphs [0034] - [0037] * -----	1-27	
			TECHNICAL FIELDS SEARCHED (IPC)
			H04L
The present search report has been drawn up for all claims			
Place of search The Hague		Date of completion of the search 4 June 2012	Examiner Dupuis, Hervé
<p>CATEGORY OF CITED DOCUMENTS</p> <p>X : particularly relevant if taken alone Y : particularly relevant if combined with another document of the same category A : technological background O : non-written disclosure P : intermediate document</p> <p>T : theory or principle underlying the invention E : earlier patent document, but published on, or after the filing date D : document cited in the application L : document cited for other reasons & : member of the same patent family, corresponding document</p>			

3
EPO FORM 1503 03.82 (P04C01)

**ANNEX TO THE EUROPEAN SEARCH REPORT
ON EUROPEAN PATENT APPLICATION NO.**

EP 12 16 8064

This annex lists the patent family members relating to the patent documents cited in the above-mentioned European search report.
The members are as contained in the European Patent Office EDP file on
The European Patent Office is in no way liable for these particulars which are merely given for the purpose of information.

04-06-2012

Patent document cited in search report	Publication date	Patent family member(s)	Publication date
US 2002078161 A1	20-06-2002	US 2002078161 A1	20-06-2002
		WO 0251067 A2	27-06-2002
-----	-----	-----	-----
US 2003051009 A1	13-03-2003	NONE	
-----	-----	-----	-----