



(11) **EP 2 519 064 A1**

(12) **EUROPEAN PATENT APPLICATION**  
published in accordance with Art. 153(4) EPC

(43) Date of publication:  
**31.10.2012 Bulletin 2012/44**

(51) Int Cl.:  
**H04W 60/00 (2009.01) H04W 16/16 (2009.01)**

(21) Application number: **10839412.3**

(86) International application number:  
**PCT/JP2010/073029**

(22) Date of filing: **21.12.2010**

(87) International publication number:  
**WO 2011/078182 (30.06.2011 Gazette 2011/26)**

(84) Designated Contracting States:  
**AL AT BE BG CH CY CZ DE DK EE ES FI FR GB  
GR HR HU IE IS IT LI LT LU LV MC MK MT NL NO  
PL PT RO RS SE SI SK SM TR**

- **KAWABE, Yasuhiro**  
Tokyo 100-6150 (JP)
- **MATSUTANI, Hideyuki**  
Tokyo 100-6150 (JP)
- **NAKAMURA, Yuichiro**  
Tokyo 100-6150 (JP)

(30) Priority: **21.12.2009 JP 2009289777**

(71) Applicant: **NTT DOCOMO, INC.**  
**Chiyoda-ku**  
**Tokyo**  
**100-6150 (JP)**

(74) Representative: **HOFFMANN EITLE**  
**Patent- und Rechtsanwälte**  
**Arabellastrasse 4**  
**81925 München (DE)**

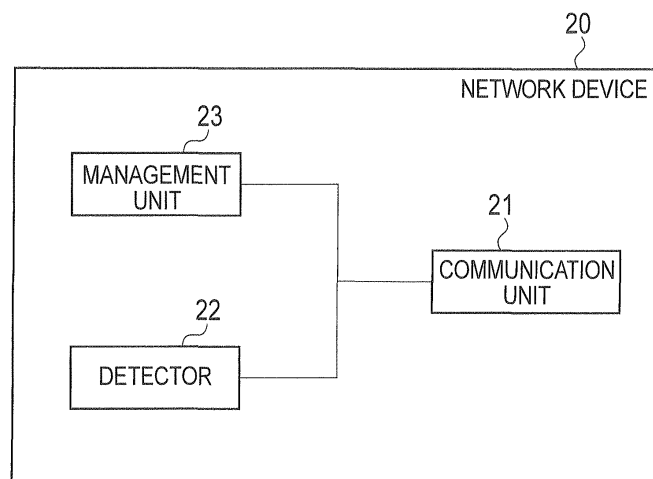
(72) Inventors:  
• **AOYAGI, Kenichiro**  
Tokyo 100-6150 (JP)

(54) **MOBILE COMMUNICATION SYSTEM, NETWORK DEVICE AND MOBILE COMMUNICATION METHOD**

(57) A mobile communication system 100 includes a specific cell configured to allow a specific user to be provided with a service and to allow a non-specific user other than the specific user to be provided with a limited serv-

ice. The mobile communication system 100 includes a management unit 23 configured to manage a presence state of the non-specific user in the specific cell in addition to a presence state of the specific user in the specific cell.

FIG. 2



EP 2 519 064 A1

## Description

### TECHNICAL FIELD

**[0001]** The present invention relates to a mobile communication system including a specific cell configured to allow a specific user to be provided with a service, a network device and a mobile communication method used in the mobile communication system.

### BACKGROUND ART

**[0002]** A specific cell called a CSG (Closed Subscriber Group) cell, a home cell, or a femtocell is known. An access type can be set for the specific cell. The access type is "Closed," "Hybrid," or "Open."

**[0003]** A "Closed" specific cell is configured to allow only to a specific user (UE; User equipment) to be provided with a service. A "Hybrid" specific cell is configured to allow the specific user to perform communications in a higher quality than that performed by other users (non-specific users). An "Open" specific cell is configured to allow all the users to be provided with a service, as in a general macrocell (for example, Patent Document 1).

### PRIOR ART DOCUMENTS

#### NON-PATENT DOCUMENTS

**[0004]**

NON-PATENT DOCUMENT 1: 3GPP TS36.331 v8.6.0

### SUMMARY OF THE INVENTION

**[0005]** The specific cell allowing only the specific user to be provided with the service has a problem that the service cannot be provided to a non-specific user because a presence state (a state of the non-specific user camping on the specific cell) of the non-specific user cannot be managed.

**[0006]** Thus, the present invention is made to solve the above-described problem, and an objective thereof is to provide a mobile communication system, a network device, and a mobile communication method that manage a presence state of a non-specific user to allow a provision of new services.

**[0007]** A mobile communication system according to the first feature has a specific cell configured to allow a specific user to be provided with a service and to allow a non-specific user other than the specific user to be provided with a limited service. The mobile communication system includes a management unit configured to manage a presence state of the non-specific user in the specific cell in addition to a presence state of the specific user in the specific cell.

**[0008]** In the first feature, the mobile communication

system further includes a detection unit configured to detect attach process to the specific cell by the non-specific user, a location registration to the specific cell by the non-specific user, and a setup completion of a communication call to the specific cell by the non-specific user. The management unit manages a presence of the non-specific user in the specific cell on the basis of a result of the detection by the detection unit.

**[0009]** In the first feature, the mobile communication system further includes a detection unit configured to detect detach process from the specific cell by the non-specific user, a failure in location registration to the specific cell by the non-specific user, and a release of communication call setup to the specific cell by the non-specific user. The management unit manages an absence of the non-specific user in the specific cell on the basis of a result of the detection by the detection unit.

**[0010]** In the first feature, the mobile communication system further includes a detection unit configured to detect attach process to a cell other than the specific cell by the non-specific user, a location registration to the cell other than the specific cell by the non-specific user, and a setup completion of a communication call to the cell other than the specific cell by the non-specific user. The management unit manages an absence of the non-specific user in the specific cell based on a result of the detection by the detection unit.

**[0011]** In the first feature, the mobile communication system further includes a notification unit configured to, when a presence of a predetermined specific user in the specific cell is detected, notify the presence states of the specific user and the non-specific user managed by the management unit.

**[0012]** In the first feature, the mobile communication system further includes a notification unit configured to, when an absence of a predetermined specific user in the specific cell is detected, notify the presence states of the specific user and the non-specific user managed by the management unit.

**[0013]** A network device according to the second feature is provided in a mobile communication system including a specific cell configured to allow a specific user to be provided with a service and to allow a non-specific user other than the specific user to be provided with a limited service. The network device includes a management unit configured to manage a presence state of the non-specific user in the specific cell in addition to a presence state of the specific user in the specific cell.

**[0014]** A mobile communication method according to the third feature is used in a mobile communication system including a specific cell configured to allow a specific user to be provided with a service and to allow a non-specific user other than the specific user to be provided with a limited service. The mobile communication method includes the step of managing a presence state of the non-specific user in the specific cell in addition to a presence state of the specific user in the specific cell.

## BRIEF DESCRIPTION OF THE DRAWINGS

### [0015]

[Fig. 1] Fig. 1 is a diagram showing a mobile communication system 100 according to a first embodiment.

[Fig. 2] Fig. 2 is a diagram showing a network device 20 according to the first embodiment.

[Fig. 3] Fig. 3 is a sequence diagram showing operations of the mobile communication system 100 according to the first embodiment.

[Fig. 4] Fig. 4 is a sequence diagram showing operations of the mobile communication system 100 according to the first embodiment.

[Fig. 5] Fig. 5 is a diagram showing a mobile communication system 100 according to a first modification.

## MODES FOR CARRYING OUT THE INVENTION

[0016] A mobile communication system according to an embodiment of the present invention is described below with reference to the drawings. Note that, in the following description of the drawings, same or similar reference signs denote same or similar elements and portions.

[0017] In addition, it should be noted that the drawings are schematic and ratios of dimensions and the like are different from actual ones. Therefore, specific dimensions and the like should be determined in consideration of the following description. Moreover, the drawings also include portions having different dimensional relationships and ratios from each other.

[Overview of Embodiment]

[0018] A mobile communication system according to an embodiment includes a specific cell allowing a specific user to be provided with services whereas allowing a non-specific user other than the specific user to be provided with limited services. The mobile communication system includes a management unit configured to manage a presence state of the non-specific user in the specific cell in addition to a presence state of the specific user in the specific cell.

[0019] In the embodiment, the management unit manages the presence state of the non-specific user in the specific cell in addition to the presence state of the specific user in the specific cell. Thus, through the management of the presence state of the non-specific user, new services can be provided.

[0020] For example, the new services include: (1) a service of notifying a user managing a specific cell of presence states of a specific user and a non-specific user (report service); (2) a service of notifying a manager such as a security company of the presence states of the specific user and the non-specific user (security service); (3)

a service of locking an entrance for a building or a room in which the specific cell is provided on the basis of the presence states of the specific user and the non-specific user (locking service); and (4) a service of controlling a home electrical appliance provided near the specific cell on the basis of the presence states of the specific user and the non-specific user (home network service).

[0021] Preferably, in the embodiment the specific cell is a cell deployed in a small scale and in a large scale. The specific cell is preferably a cell including an HNB (Home NodeB), an HeNB (Home Evolved NodeB), a femto BTS, and the like.

[First Embodiment]

(Configuration of Mobile Communication System)

[0022] A configuration of a mobile communication system according to a first embodiment is described below with reference to a drawing. Fig. 1 is a diagram showing a mobile communication system 100 according to the first embodiment.

[0023] As shown in Fig. 1, the mobile communication system 100 includes a communication terminal device 10 (hereinafter, UE 10) and a core network 50. Furthermore, the mobile communication system 100 includes a first communication system and a second communication system.

[0024] The first communication system is a communication system supporting UMTS (Universal Mobile Telecommunication System) for example. The first communication system includes a base station 110A (hereinafter, NB 110A), a home base station 110B (hereinafter, HNB 110B), an RNC 120A, a home base station gateway 120B (hereinafter, HNB-GW 120B), and an SGSN 130.

[0025] A radio access network (UTRAN; Universal Terrestrial Radio Access Network) corresponding to the first communication system includes the NB 110A, the HNB 110B, the RNC 120A, and the HNB-GW 120B.

[0026] The second communication system is a communication system corresponding to an LTE (Long Term Evolution) for example. For example, the second communication system includes a base station 210A (hereinafter, eNB 210A), a home base station 210B (hereinafter, HeNB 210B), a home base station gateway 220B (hereinafter, HeNB-GW 220B), and an MME 230.

[0027] A radio access network (E-UTRAN; Evolved Universal Terrestrial Radio Access Network) corresponding to the second communication system includes the eNB 210A, the HeNB 210B, and the HeNB-GW 220B.

[0028] The UE 10 is a device (User Equipment) configured to communicate with the first communication system or the second communication system. For example, the UE 10 has a function of performing radio communications with the NB 110A and the HNB 110B. Alternatively, the UE 10 has a function of performing radio communications with the eNB 210A and the HeNB 210B.

[0029] The NB 110A includes a macrocell 111A and is

a device (NodeB) that performs radio communications with the UE 10 in the macrocell 111A.

**[0030]** The HNB 110B includes a specific cell 111B and is a device (Home NodeB) that performs radio communications with the UE 10 in the specific cell 111B.

**[0031]** The RNC 120A is connected to the NB 110A and is a device (Radio Network Controller) that establishes a radio connection (RRC Connection) with the UE 10 in the macrocell 111A.

**[0032]** The HNB-GW 120B is connected to the HNB 110B and is a device (Home NodeB Gateway) that establishes a radio connection (RRC Connection) with the UE 10 in the specific cell 111B.

**[0033]** The SGSN 130 is a device (Serving GPRS Support Node) that performs packet exchange in a packet exchange domain. The SGSN 130 is provided in the core network 50. Although not shown in Fig. 1, a device (MSC; Mobile Switching Center) that performs call switching in a call switching domain may be provided in the core network 50.

**[0034]** The eNB 210A includes a macrocell 211A and is a device (evolved NodeB) that performs radio communications with the UE 10 in the macrocell 211A.

**[0035]** The HeNB 210B includes a specific cell 211B and is a device (Home evolved NodeB) that performs radio communications with the UE 10 in the specific cell 211B.

**[0036]** The HeNB-GW 220B is connected to the HeNB 210B and is a device (Home evolved NodeB Gateway) that manages the HeNB 210B.

**[0037]** The MME 230 is connected to the HeNB 210B through the HeNB-GW 220B and is a device (Mobility Management Entity) that manages a mobility of the UE 10 that has established the radio connection with the HeNB 210B.

**[0038]** The macrocell and the specific cell should be understood as functions to perform radio communications with the UE 10. However, it should be noted that the macrocell and the specific cell are also used as terms indicating service areas of a cell. Cells such as the macrocell and the specific cell are identified by a frequency, a spread code, a timeslot, or the like used therein.

**[0039]** In some cases, the specific cell is referred to as a femtocell, a CSG (Closed Subscriber Group), and a home cell. The specific cell is configured such that an access type is settable. The access type specifies a UE 10 allowed to access the specific cell, and is set at "Closed," "Hybrid," or "Open."

**[0040]** A "Closed" specific cell is configured to allow only a specific user managed by the specific cell to be provided with services.

**[0041]** A "Hybrid" specific cell is configured to allow, for example, the specific user managed by the specific cell to perform communications with a high quality and the non-specific user not managed by the specific cell to perform communications with best effort quality.

**[0042]** An "Open" specific cell is configured to allow all the UEs 10 to be provided with a service, as in a macro-

cell. In the "Open" cell, communication qualities among the UEs 10 are not differentiated irrespective of whether the UE 10 is managed by the specific cell or not.

**[0043]** The access type may also be "ACCESS CLASS BARRED" that prohibits an access of the UE 10 for each access class, or a "CELL BARRED" that prohibits the access of the UE 10 for each cell.

**[0044]** Regardless of which access type is set, the specific user is preferably associated with the specific cell. Even in the specific cell set to "Closed," preferably, the non-specific user is allowed to perform attach process and a location registration to the specific cell.

(Configuration of Network Device)

**[0045]** A configuration of a network device according to the first embodiment is described with reference to a drawing. Fig. 2 is a diagram showing a network device 20 according to the first embodiment. As shown in Fig. 2 the network device 20 includes a communication unit 21, a detection unit 22, and a management unit 23.

**[0046]** The network device 20 may be a device (e.g., the HNB 110B or the HeNB 210B) that manages the specific cell. Alternatively, the network device 20 may be a device (e.g., the RNC 120A, the HNB-GW 120B, the SGSN 130, the HeNB-GW 220, or the MME 230) provided at a higher level than a device managing the specific cell.

**[0047]** The communication unit 21 communicates with the UE 10. The communication unit 21 also communicates with another network device.

**[0048]** For example, the communication unit 21 notifies a predetermined user (e.g., a proprietor or a guardian) of a presence state of the UE 10 managed by the management unit 23 described later. Alternatively, the communication unit 21 notifies a predetermined device (e.g., a service providing server) of the presence state of the UE 10 managed by the management unit 23 described later. The service providing server is a server providing the report service, the safety service, the locking service, or the home network service.

**[0049]** Specifically, the communication unit 21 notifies the predetermined user or device of the presence state of the UE 10 managed by the management unit 23 when the presence of a predetermined specific user is detected. Alternatively, the communication unit 21 notifies the predetermined user or device of the presence state of the UE 10 managed by the management unit 23 when the presence of the predetermined specific user is detected. The predetermined specific user may be all the specific users associated with the specific cell or may be some of the specific users associated with the specific cell.

**[0050]** The detection unit 22 detects the presence state of the UE 10 (specific user or non-specific user) in the specific cell. Specifically, the detection unit 22 detects the presence state of the specific user or the non-specific user through the following processing.

**[0051]** Firstly, the detection unit 22 detects the attach

process to the specific cell by the non-specific user, the location registration to the specific cell by the non-specific user, and a setup completion of a communication call to the specific cell by the non-specific user. Similarly, the detection unit 22 detects the attach process to the specific cell by the specific user, the location registration to the specific cell by the specific user, and the setup completion of a communication call with the specific cell by the specific user.

**[0052]** Secondary, the detection unit 22 detects detach process from the specific cell by the non-specific user, a location registration failure to the specific cell by the non-specific user, and a communication call setup release to the specific cell by the non-specific user. Similarly, the detection unit 22 detects detach process from the specific cell by the specific user, a location registration failure to the specific cell by the specific user, and a communication call setup release to the specific cell by the specific user.

**[0053]** Thirdly, the detection unit 22 detects the attach process to a cell other than the specific cell by the non-specific user, the location registration to the cell other than the specific cell by the non-specific user, and the setup completion of a communication call with the cell other than the specific cell by the non-specific user. Similarly, the detection unit 22 detects the attach process to the cell other than the specific cell by the specific user, the location registration to the cell other than the specific cell by the specific user, and the setup completion of a communication call with the cell other than the specific cell by the specific user.

**[0054]** The cell other than the specific cell, which is not particularly limited, is a cell (another specific cell or another macrocell) provided around the specific cell.

**[0055]** The management unit 23 manages the presence state of the non-specific user in the specific cell in addition to the presence state of the specific user in the specific cell. Specifically, the management unit 23 manages whether the UE 10 (specific user or non-specific user) is present in the specific cell or not on the basis of a result of the detection by the detection unit 22.

**[0056]** Firstly, the management unit 23 manages the presence of the non-specific user in the specific cell on the basis of the detection of the attach process to the specific cell by the non-specific user, the detection of the location registration to the specific cell by the non-specific user, and the detection of the setup completion of a communication call with the specific cell by the non-specific user. Similarly, the management unit 23 manages the presence of the specific user in the specific cell on the basis of the detection of the attach process to the specific cell by the specific user, the detection of the location registration to the specific cell by the specific user, and the detection of the setup completion of a communication call with the specific cell by the specific user.

**[0057]** Secondary, the management unit 23 manages the absence of the non-specific user in the specific cell on the basis of the detection of the detach process from the specific cell by the non-specific user, the detection

of the location registration failure to the specific cell by the non-specific user, and the detection of the communication call setup release to the specific cell by the non-specific user. Similarly, the management unit 23 manages the absence of the specific user in the specific cell on the basis of the detection of the detach process from the specific cell by the specific user, the detection of the location registration failure to the specific cell by the specific user, and the detection of the communication call setup release to the specific cell by the specific user.

**[0058]** Thirdly, the management unit 23 manages the absence of the non-specific user in the specific cell on the basis of the detection of the attach process to the cell other than the specific cell by the non-specific user, the detection of the location registration to the cell other than the specific cell by the non-specific user, and the setup completion of a communication call with the cell other than the specific cell by the non-specific user. Similarly, the management unit 23 manages the absence of the specific user in the specific cell on the basis of the detection of the attach process to the cell other than the specific cell by the specific user, the location registration to the cell other than the specific cell by the specific user, and the setup completion of a communication call with the cell other than the specific cell by the specific user.

(Operation of Mobile Communication System)

**[0059]** Operations of the mobile communication system according to the first embodiment will be described below with reference to drawings. Fig. 3 and Fig. 4 are sequence diagrams showing operations of the mobile communication system 100 according to the first embodiment.

**[0060]** First of all, a communication call setup procedure and a location registration procedure are described with reference to Fig. 3. In Fig. 3, the radio base station is the NBA 110A, the HNB 110B, the eNB 210A, or the HeNB 210B, for example. The radio controller is the RNC 120A, the HNB-GW 120B, or the HeNB-GW 220B, for example. The core network device is the SGSN 130 or the MME 230 for example.

**[0061]** In an initial state in Fig. 3, the UE 10 is communicating with none of the cells (in an Idle mode).

**[0062]** As shown in Fig. 3, in Step 10, the UE 10 transmits to the radio controller a radio connection request (RRC Connection Request) for the connection with the controller.

**[0063]** In Step 11, the radio controller sends the radio base station a setup request (Radio Link Setup Request) for a radio link between the UE 10 and the radio base station.

**[0064]** In Step 12, the radio base station transmits to the radio controller, a setup response (Radio Link Setup Response) for the radio link between the UE 10 and the radio base station.

**[0065]** In Step 13, the radio controller transmits to the UE 10, a setup command (RRC Connection Setup) for

a radio connection between the UE 10 and the radio controller.

**[0066]** In Step 14, the UE 10 transmits to the radio controller, a setup complete (RRC Connection Setup Complete) for the radio connection between the UE 10 and the radio controller.

**[0067]** The radio controller can detect the communication call completion of the UE 10 in Step 14. Specifically, when the communication call to the specific cell is set for the UE 10 of a non-specific user, the setup completion of communication with the specific cell by the non-specific user is detected. Thus, the presence of the non-specific user in the specific cell is managed. On the other hand, when the UE 10 is the non-specific user with the communication call to the cell other than the specific cell being set, the setup completion of communication with the cell other than the specific cell by the non-specific user is detected. Thus, the absence of the non-specific user in the specific cell is managed.

**[0068]** In Step 15, the UE 10 transmits to the radio controller, an initial uplink message (Initial Direct Transfer).

**[0069]** In Step 16, the radio controller transmits to the core network device, an initial user message (Initial UE message).

**[0070]** In Step 17, the UE 10 transmits to the core network device, a location registration update request (Routing Area Update).

**[0071]** In Step 18, the core network device transmits an authentication request to the UE 10.

**[0072]** In Step 19, the UE 10 transmits an authentication response to the core network device.

**[0073]** In Step 20, the core network device transmits a location registration update completion (Routing Area Update Confirm) to the UE 10.

**[0074]** In Step 20, the core network device can detect the location registration by the UE 10. Specifically, when the UE 10 is the non-specific user that has performed location registration to the specific cell, the location registration to the specific cell by the non-specific user is detected. Thus, the presence of the non-specific user in the specific cell is managed. On the other hand, when the UE 10 is the non-specific user that has performed the location registration to a cell other than the specific cell, the location registration to the cell other than the specific cell by the non-specific user is detected. Thus, the absence of the non-specific user in the specific cell is managed.

**[0075]** Second of all, a handover procedure is described with reference to Fig. 4. In Fig. 4, the radio base station is the NB 110A, the HNB 110B, the eNB 210A, or the HeNB 210B, for example. The radio controller is the RNC 120A, the HNB-GW 120B, or the HeNB-GW 220B for example.

**[0076]** In an initial state in Fig. 4, the UE 10 has been communicating with any of the cells (in a Connect mode).

**[0077]** As shown in Fig. 4, in Step 30, the radio controller transmits to the UE 10, a measurement command (Measurement Control) for a frequency that can be ac-

quired by the UE 10.

**[0078]** In Step 31, the UE 10 transmits to the radio controller, a measurement result (Measurement Report) for the frequency that can be acquired by the UE 10.

**[0079]** In Step 32, the radio controller selects the frequency that the UE 10 should use on the basis of the result of the measurement for the frequency that can be acquired by the UE 10. Specifically, the radio controller selects a cell (target cell) as a handover destination.

**[0080]** In Step 33, the radio controller transmits to the radio base station managing the cell (target cell) as the handover destination, a setup request (Radio Link Setup Request) for a radio link between the UE 10 and the radio base station.

**[0081]** In Step 34, the radio base station managing the cell (target cell) as the handover destination transmits to the radio controller, a setup response (Radio Link Setup Response) for the radio link between the UE 10 and the radio base station.

**[0082]** In Step 35, the radio controller transmits to the UE 10, a reconfiguration command (Physical CH Reconfiguration) for a physical channel.

**[0083]** In Step 36, the UE 10 transmits to the radio controller, a reconfiguration complete (Physical CH Reconfiguration Complete) for the physical channel.

**[0084]** In Step 37, the radio controller transmits to the radio base station managing a cell as a handover source (source cell), a deletion request (Radio Link Deletion Request) for the radio link.

**[0085]** In Step 38, the radio base station managing the cell (source cell) as the handover source transmits to the radio controller, a deletion response (Radio Link Deletion Response) for the radio link. While the handover procedure is described herein, the embodiment can be applied to a cell update procedure such as a reconnection procedure and a common channel transition.

**[0086]** The radio controller can detect the communication call setup release of the UE 10 in Step 38. Specifically when the UE 10 is the non-specific user with the communication call setup to the specific cell released, the communication call setup release to the specific cell by the non-specific user is detected. Thus, the absence of the non-specific user in the specific cell is managed.

(Operational Effects)

**[0087]** In the first embodiment, the management unit 23 manages the presence state of the non-specific user in the specific cell in addition to the presence state of the specific user in the specific cell. Thus, through the management of the presence state of the non-specific user, the new services can be provided.

**[0088]** For example, the new services include: the service of notifying the user managing the specific cell of presence states of the specific user and the non-specific user (report service); (2) the service of notifying the manager such as the security company of the presence states of the specific user (security service); (3) the serv-

ice of locking the entrance for the building or the room in which the specific cell is provided on the basis of the presence states of the specific user and the non-specific user (locking service); and (4) the service of controlling the home electrical appliance provided near the specific cell on the basis of the presence states of the specific user and the non-specific user (home network service).

**[0089]** For example, in the report service, when a specific user (e.g., a child or an elderly) becomes out of a specific cell, a predetermined user (e.g., a guardian) is notified of the presence state.

**[0090]** Alternatively, in the report service and the safety service, when a non-specific user is in a specific cell while a predetermined specific user is out of the specific cell, a user (e.g., proprietor) managing the specific cell or a security company is notified of the presence state.

**[0091]** Alternatively, in the locking service, when not all the specific users are in a specific cell, an entrance in the provided specific cell is locked.

**[0092]** Alternatively, in the home network service, when not all the predetermined specific users are in a specific cell, power supply or gas supply to a home electrical appliance provided near the specific cell is stopped.

**[0093]** As a new service, a preferential control for the specific users may be performed in accordance with a ratio between the number of non-specific users and the number of specific users in the specific cell. For example, when the management unit 23 detects that the number of non-specific users in the specific cell is equal to or larger than a predetermined number, the devices forming the radio access network and the core network 50 are notified of this information, and the throughputs of the specific users are prioritized.

**[0094]** Specifically, performing the following network controls is conceivable.

**[0095]**

- Lowering a communication rate of the non-specific users
- Transferring the non-specific users to a macrocell or an LTE through handover or redirection
- Refusing to receive a communication rate increasing request and a call connection request from the non-specific users

[First Modification]

**[0096]** A first modification of the first embodiment will be described below with reference to drawings. Differences from the first embodiment are mainly described below.

**[0097]** Specifically, in the first embodiment, an upper level node of the HNB 110B is the HNB-GW 120B. Instead, in the first modification, the upper level node of the HNB 110B is the RNC 120A.

**[0098]** In the first modification, instead of the HNB-GW 120B, the RNC 120A manages the HNB 110B. In other words, the RNC 120A provides a function similar to that

of the HNB-GW 120B to a device subordinate to the RNC 120A.

**[0099]** Moreover, in the first embodiment, an upper level node of the HNB 210B is the HeNB-GW 220B. Instead, in the first modification, the upper level node of the HNB 210B is the MME 230 as shown in Fig. 5.

**[0100]** In the first modification, instead of the HeNB-GW 220B, the HeNB 210B provides a function similar to that of the HeNB-GW 220B to a device subordinate to the HeNB 210B.

**[0101]** The HNB-GW 120B alone may be omitted or the HeNB-GW 220B alone may be omitted.

[Other Embodiments]

**[0102]** As described above, the details of the present invention have been disclosed by using the embodiment of the present invention. However, it should not be understood that the description and drawings which constitute part of this disclosure limit the present invention. From this disclosure, various alternative embodiments, examples, and operation techniques will be easily found by those skilled in the art.

**[0103]** In the above-described embodiment, a case is described in which the structure (the communication unit 21, the detection unit 22, and the management unit 23) provided in the network device 20 are provided in a single device. The embodiment is not limited to this. Specifically, the communication unit 21, the detection unit 22, and the management unit 23 may be respectively provided in different devices.

**[0104]** For example, the detection unit 22 may be provided in the RNC 120A, the HNB-GW 120B, the eNB 210A, the HeNB 210B, the HeNB-GW 220B, or the like. The management unit 23 may be provided in a server (e.g., a predetermined user or device) provided in the core network 50. The communication unit 21 is preferably provided in a device including the management unit 23.

**[0105]** For communications among the devices, a control signal is used that includes RANAP (Radio Access Network Application Part), NBAP (NodeB Application part), RNSAP (Radio Network Subsystem Application), and HNBAP (Home NodeB Application Part).

**[0106]** The above-described operations of the UE 10 may be implemented by hardware, a software module executed by a processor, or a combination of both.

**[0107]** The software module may be provided in any type of storage medium including a RAM (Random Access Memory), flash memory, a ROM (Read Only Memory), EPROM (Erasable Programmable ROM), EEPROM (Electrically Erasable and Programmable ROM), a resistor, a hard disk drive, a removable disk, and a CD-ROM.

**[0108]** Such a storage medium is connected to a processor so that the processor can read and write information from and to the storage medium. Such a storage medium may be integrated in the processor. Such a storage medium and processor may be provided in an ASIC.

Such an ASIC may be provided in the UE 10. Such a storage medium and processor may be provided in the UE 10 as a discrete component.

[0109] Note that the entire content of Japanese Patent Application No. 2009-289777 (filed on December 21, 2009) is incorporated herein by reference.

## INDUSTRIAL APPLICABILITY

[0110] The present invention can provide a mobile communication system, a network device, and a mobile communication method that manage a presence state of a non-specific user to allow a provision of new services, and thus is useful in radio communications and the like.

## EXPLANATION OF THE REFERENCE NUMERALS

[0111] 10...communication terminal device, 20...network device, 21...communication unit, 22...detection unit, 23...management unit, 50...core network, 100...mobile communication system, 110A...NB, 110B...HNB, 111A...macrocell, 111B...specific cell, 120A...RNC, 120B...HNB-GW, 130...SGSN, 210A...eNB, 210B...HeNB, 211A...macrocell, 211B...specific cell, 220B...HeNB-GW, 230...MME

## Claims

1. A mobile communication system comprising:

a specific cell configured to allow a specific user to be provided with a service and to allow a non-specific user other than the specific user to be provided with a limited service; and  
a management unit configured to manage a presence state of the non-specific user in the specific cell in addition to a presence state of the specific user in the specific cell.

2. The mobile communication system according to claim 1, further comprising a detection unit configured to detect attach process to the specific cell by the non-specific user, a location registration to the specific cell by the non-specific user, and a setup completion of a communication call to the specific cell by the non-specific user, wherein the management unit manages a presence of the non-specific user in the specific cell on the basis of a result of the detection by the detection unit.

3. The mobile communication system according to claim 1, further comprising a detection unit configured to detect detach process from the specific cell by the non-specific user, a failure in location registration to the specific cell by the non-specific user, and a release of communication call setup to the specific cell by the non-specific user, wherein

the management unit manages an absence of the non-specific user in the specific cell on the basis of a result of the detection by the detection unit.

4. The mobile communication system according to claim 1, further comprising a detection unit configured to detect attach process to a cell other than the specific cell by the non-specific user, a location registration to the cell other than the specific cell by the non-specific user, and a setup completion of a communication call to the cell other than the specific cell by the non-specific user, wherein the management unit manages an absence of the non-specific user in the specific cell based on a result of the detection by the detection unit.

5. The mobile communication system according to claim 1, further comprising a notification unit configured to, when a presence of a predetermined specific user in the specific cell is detected, notify the presence states of the specific user and the non-specific user managed by the management unit.

6. The mobile communication system according to claim 1, further comprising a notification unit configured to, when an absence of a predetermined specific user in the specific cell is detected, notify the presence states of the specific user and the non-specific user managed by the management unit.

7. A network device provided in a mobile communication system including a specific cell configured to allow a specific user to be provided with a service and to allow a non-specific user other than the specific user to be provided with a limited service, the network device comprising a management unit configured to manage a presence state of the non-specific user in the specific cell in addition to a presence state of the specific user in the specific cell.

8. A mobile communication method used in a mobile communication system including a specific cell configured to allow a specific user to be provided with a service and to allow a non-specific user other than the specific user to be provided with a limited service, the method comprising the step of managing a presence state of the non-specific user in the specific cell in addition to a presence state of the specific user in the specific cell.



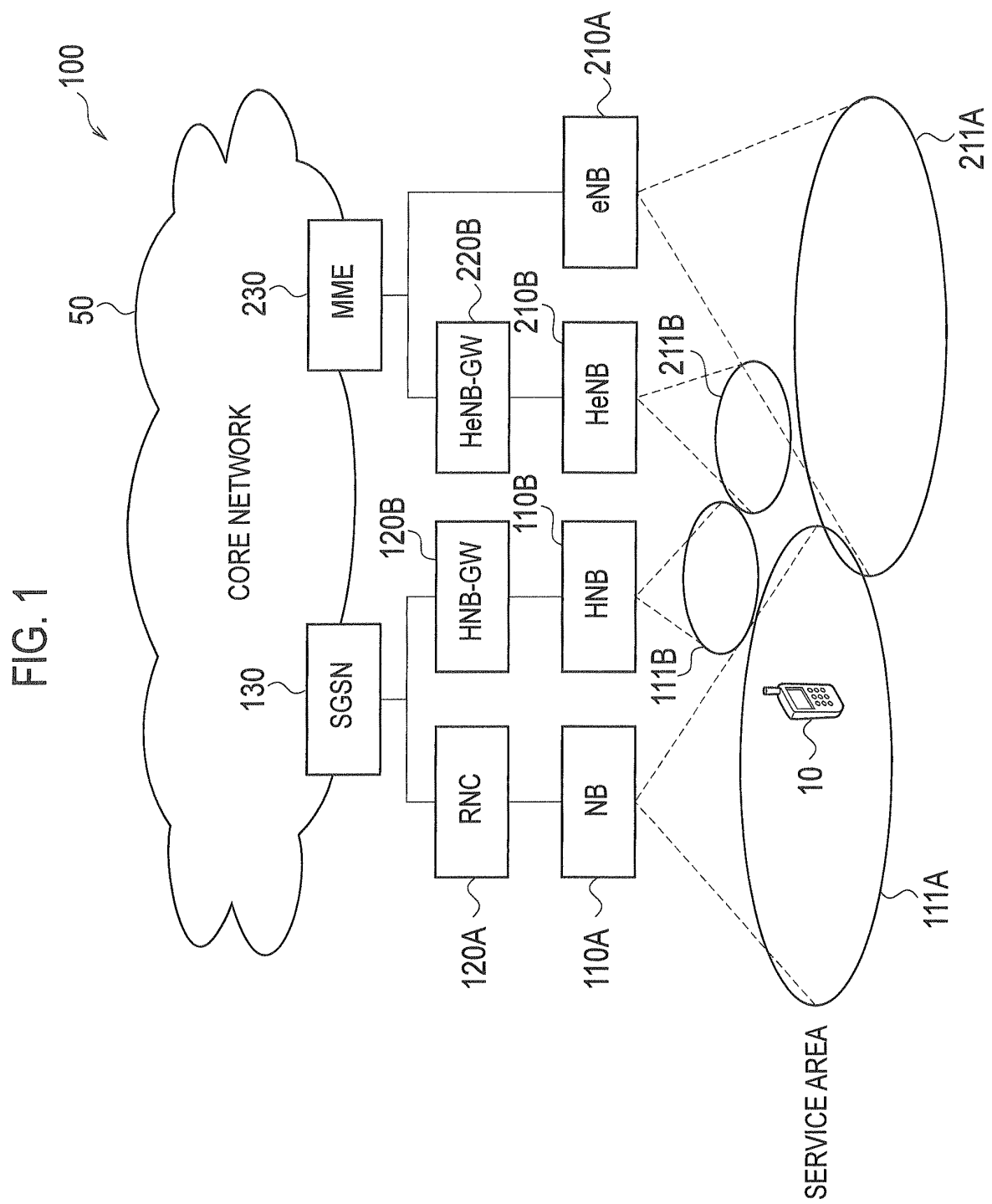
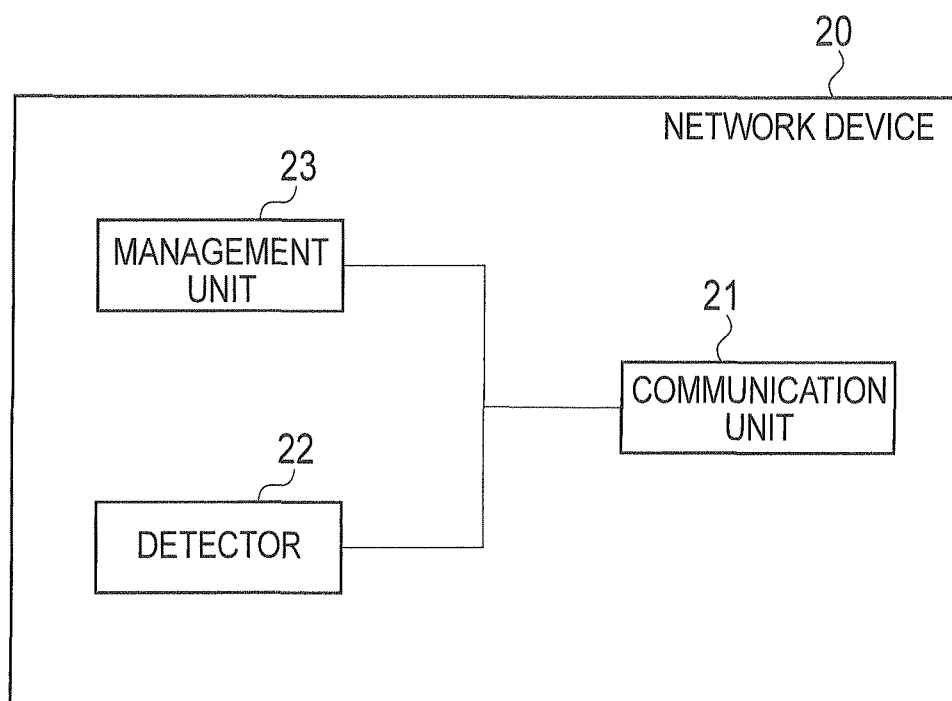



FIG. 2





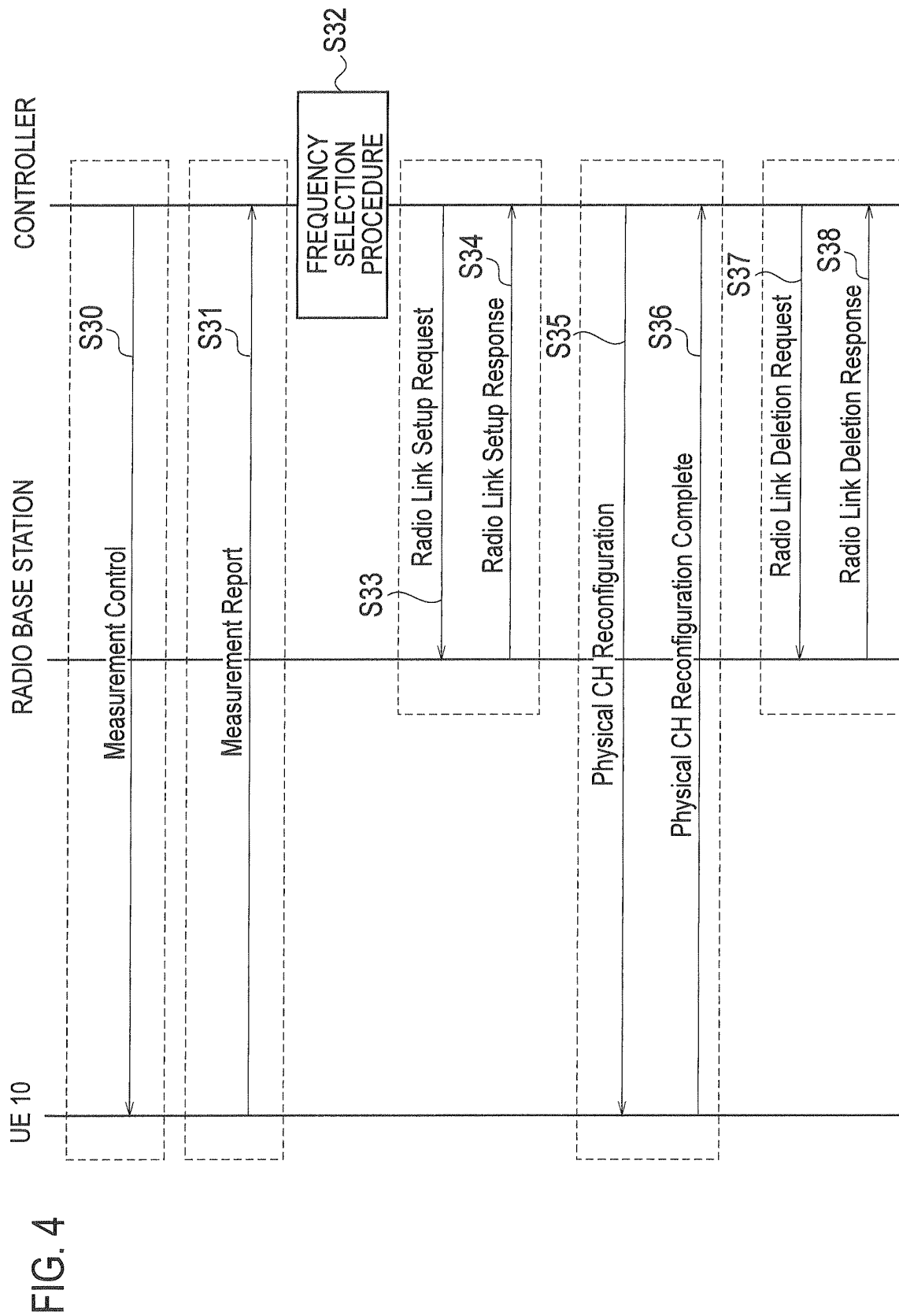
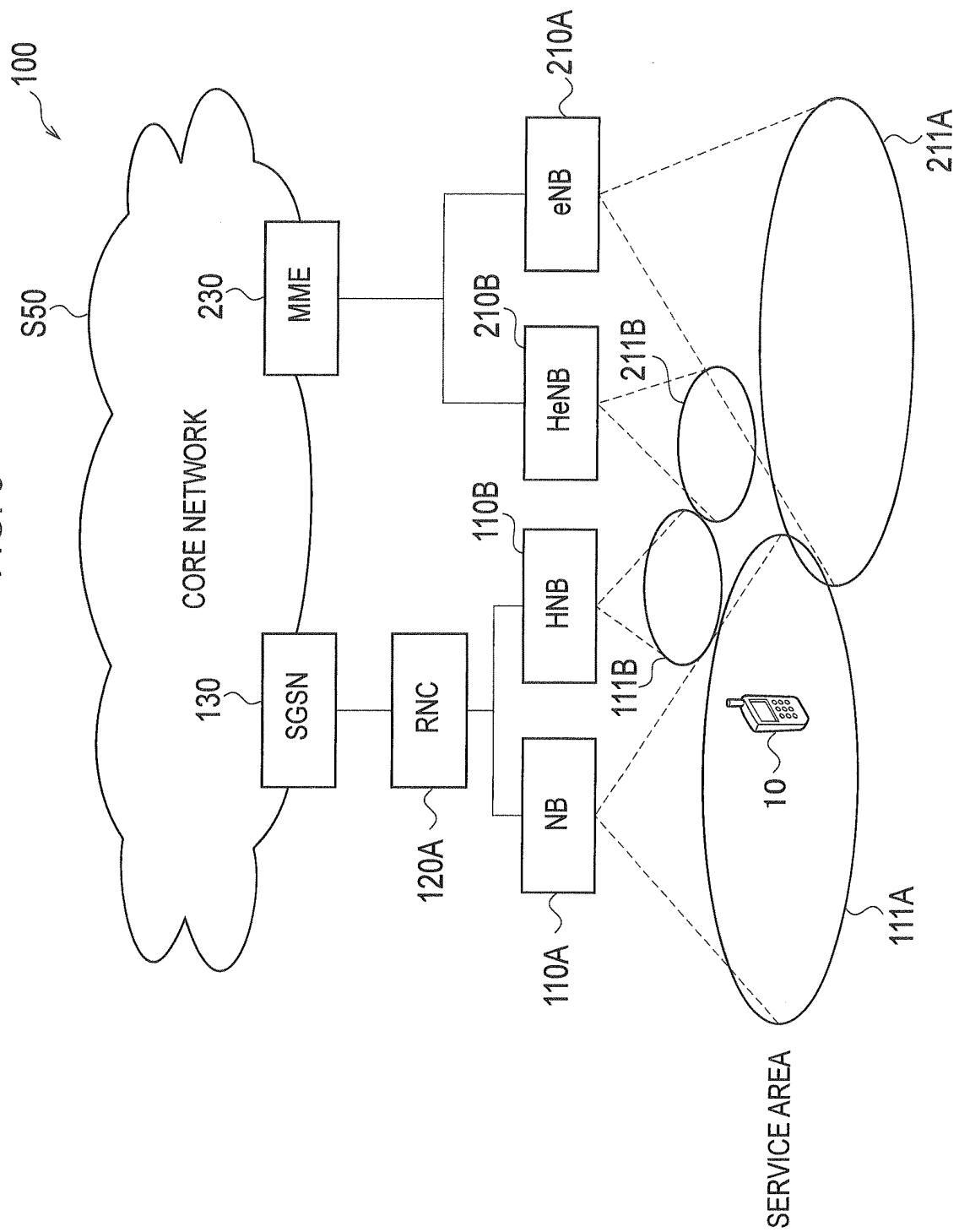


FIG. 5



## INTERNATIONAL SEARCH REPORT

International application No.

PCT/JP2010/073029

## A. CLASSIFICATION OF SUBJECT MATTER

H04W60/00(2009.01)i, H04W16/16(2009.01)i

According to International Patent Classification (IPC) or to both national classification and IPC

## B. FIELDS SEARCHED

Minimum documentation searched (classification system followed by classification symbols)

H04W60/00, H04W16/16

Documentation searched other than minimum documentation to the extent that such documents are included in the fields searched

Jitsuyo Shinan Koho 1922-1996 Jitsuyo Shinan Toroku Koho 1996-2011

Kokai Jitsuyo Shinan Koho 1971-2011 Toroku Jitsuyo Shinan Koho 1994-2011

Electronic data base consulted during the international search (name of data base and, where practicable, search terms used)

## C. DOCUMENTS CONSIDERED TO BE RELEVANT

Category*	Citation of document, with indication, where appropriate, of the relevant passages	Relevant to claim No.
A	WO 2009/150943 A1 (Sharp Corp.), 17 December 2009 (17.12.2009), paragraphs [0002] to [0008]; fig. 17, 18 & EP 2293606 A1	1-8

☐ Further documents are listed in the continuation of Box C.☐ See patent family annex.

\* Special categories of cited documents:

"A" document defining the general state of the art which is not considered to be of particular relevance

"E" earlier application or patent but published on or after the international filing date

"L" document which may throw doubts on priority claim(s) or which is cited to establish the publication date of another citation or other special reason (as specified)

"O" document referring to an oral disclosure, use, exhibition or other means

"P" document published prior to the international filing date but later than the priority date claimed

"I" later document published after the international filing date or priority date and not in conflict with the application but cited to understand the principle or theory underlying the invention

"X" document of particular relevance; the claimed invention cannot be considered novel or cannot be considered to involve an inventive step when the document is taken alone

"Y" document of particular relevance; the claimed invention cannot be considered to involve an inventive step when the document is combined with one or more other such documents, such combination being obvious to a person skilled in the art

"&amp;" document member of the same patent family

Date of the actual completion of the international search

23 March, 2011 (23.03.11)

Date of mailing of the international search report

05 April, 2011 (05.04.11)

Name and mailing address of the ISA/  
Japanese Patent Office

Authorized officer

Facsimile No.

Telephone No.

**REFERENCES CITED IN THE DESCRIPTION**

*This list of references cited by the applicant is for the reader's convenience only. It does not form part of the European patent document. Even though great care has been taken in compiling the references, errors or omissions cannot be excluded and the EPO disclaims all liability in this regard.*

**Patent documents cited in the description**

- JP 2009289777 A [0109]