

(19)



(11)

EP 2 551 125 A1

(12)

EUROPEAN PATENT APPLICATION

(43) Date of publication:

30.01.2013 Bulletin 2013/05

(51) Int Cl.:

B42D 5/00 (2006.01)

(21) Application number: **11176059.1**

(22) Date of filing: **29.07.2011**

(84) Designated Contracting States:

**AL AT BE BG CH CY CZ DE DK EE ES FI FR GB
GR HR HU IE IS IT LI LT LU LV MC MK MT NL NO
PL PT RO RS SE SI SK SM TR**

Designated Extension States:

BA ME

(71) Applicant: **Kudos Finder Trading Co., Ltd.**

Taipei (TW)

(72) Inventor: **Jour, David C. T.**

Taipei (TW)

(74) Representative: **Baldwin, Mark**

Firebird IP

**40 Bowling Green Lane
London EC1R 0NE (GB)**

(54) **A self-adhesive notepaper film**

(57) A self-adhesive notepaper film (10) which is used to address the shortcomings of common notepaper including: possible curling and disengagement from attached surface. The self-adhesive notepaper film comprises: paper (11), plastic film (12) and viscous glue (13). The paper is fully mated with the plastic film, and the viscous glue is partially or fully applied to the other sur-

face of the plastic film for the purpose of adhesion. Multiple sheets of the aforementioned self-adhesive notepaper film are overlapped for easy and repetitive access. As the paper is mated with the plastic film, and the elasticity of the plastic film is bigger than the residual stress on the surface of the paper, the self-adhesive notepaper film could be attached firmly on the object without curling.

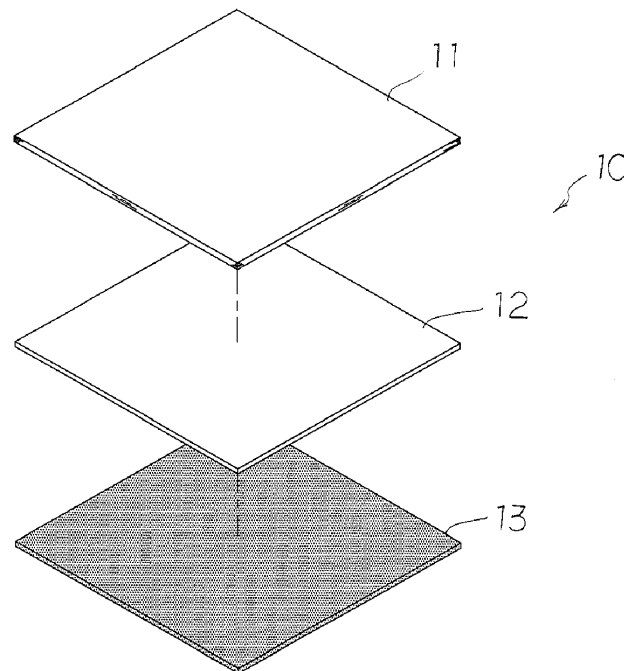


FIG. 1

Description

BACKGROUND OF INVENTION

1. Field of the Invention

[0001] The present invention relates generally to an improved structure of notepaper, and more particularly to an innovative one which is designed with self-adhesive notepaper film.

2. Description of Related Art

[0002] Notepaper pads, or sets, are known in which a viscous glue is coated onto the surface of common notepaper, and then multiple notepaper sheets are overlapped to form a notepaper set. While tearing the notepaper from the set, the internal fibres of the notepaper will be damaged, leading to possible curling of the notepaper.

[0003] When a sheet of notepaper is torn from the set and attached to an object, the curling notepaper will affect the adhesion of viscous glue, leading to disengagement of the viscous glue from the attached surface due to damage of the fibre.

SUMMARY OF THE INVENTION

[0004] The primary objective of the present invention is to provide a self-adhesive notepaper film, which could prevent curling or disengagement from a surface to which it has been attached after tearing from a notepaper set and/or to provide an alternative to existing products.

[0005] Technical means are adopted to design a self-adhesive notepaper film which comprises: paper, plastic film and viscous glue. The paper is fully mated with the plastic film, and the viscous glue is partially or fully applied to the other surface of the plastic film such that the viscous glue is used for adhesion and the paper for writing. A complete single self-adhesive notepaper film is formed in this way. Multiple sheets of self-adhesive notepaper film are overlapped to form a self-adhesive notepaper film set of economic applicability. When tearing a single self-adhesive notepaper film from the set, the minor damage and curling of the notepaper could not lead to curling effect of the self-adhesive notepaper film, and the self-adhesive notepaper film can be attached firmly onto object since the paper is mated with the plastic film, and the elasticity of plastic film is bigger than the residual stress of paper.

[0006] The features and advantages of the present invention will be more readily understood upon the following detailed description of a preferred embodiment of the present invention with reference to the accompanying drawings.

BRIEF DESCRIPTION OF THE DRAWINGS

[0007]

- 5 FIG. 1: an exploded view of the preferred embodiment of the self-adhesive notepaper film of the present invention;
 FIG. 2: a perspective view of the preferred embodiment of the self-adhesive notepaper film of the present invention;
 10 FIG. 3: a sectional view of the preferred embodiment of the self-adhesive notepaper film of the present invention; and
 FIG. 4: a schematic view of the preferred embodiment of the present invention that multiple sheets of self-adhesive notepaper film are overlapped.

DETAILED DESCRIPTION OF THE INVENTION

- 20 **[0008]** FIG. 1 discloses an exploded view of the preferred embodiment of the self-adhesive notepaper film of the present invention, wherein a single self-adhesive notepaper film 10 comprises: a sheet or layer of paper 11, plastic film 12 and viscous glue 13. As is known in the art, the paper sheet is a fibrous material comprising
 25 cellulose fibres typically obtained from wood, although as is known, other vegetable sources such as, for example, cotton, esparto, flax and hemp are also used.

- [0009]** Firstly, the plastic film 12 is mated with the paper 11, then the viscous glue 13 is applied to the other surface of the plastic film 12, thus forming a brand new self-adhesive notepaper film 10.

- [0010]** FIG. 2 discloses a perspective view of the preferred embodiment of the self-adhesive notepaper film of the present invention, wherein the paper 11, plastic film 12 and viscous glue 13 are implemented as per aforementioned modes, so as to obtain a complete self-adhesive notepaper film 10.

- [0011]** FIG. 3 discloses a sectional view of the preferred embodiment of the self-adhesive notepaper film of the present invention. The self-adhesive notepaper film 10 is a composite of layers comprising the paper 11, plastic film 12 and, taking the plastic film 12 as its centre, the paper 11 is attached on its upper surface and the viscous glue 13 is applied on its lower surface. No stress damage occurs due to the absence of fibre tissue of the plastic film 12. As the residual stress on the surface of the paper 11 is much smaller than the elasticity of the plastic film 12, the self-adhesive notepaper film 10 can
 40 be attached firmly on an object without curling when it is torn from a notepaper set and attached on any surface.

- [0012]** FIG. 4 discloses a schematic view of the preferred embodiment of the self-adhesive notepaper film of the present invention, wherein multiple sheets of self-adhesive notepaper film 10 are overlapped so as to form a complete self-adhesive notepaper film set from which the sheets can be torn to realize economic benefits for the users.

[0013] The above is a detailed description of the technical features of the present invention based on a typical preferred embodiment. However, it should be appreciated that the present invention is capable of a variety of embodiments and various modifications, and all such variations or changes shall be embraced within the scope of the following claims. 5

Claims 10

1. A self-adhesive notepaper film (10) comprising:

a sheet of paper (11) that can be used for writing;
a plastic film (12) fully covering a major surface of the paper; and 15
a viscous glue (13) applied to the major surface of the plastic film that is not mated with the paper.
2. The self-adhesive notepaper film as claimed in Claim 1, wherein said viscous glue partially covers said major surface of the plastic film. 20
3. The self-adhesive notepaper film as claimed in Claim 1, wherein said viscous glue fully covers said major surface of the plastic film. 25
4. A self-adhesive notepaper film set comprising multiple sheets of a self-adhesive notepaper film as claimed in Claim 1, said sheets being stacked in overlying relation. 30
5. A self-adhesive notepaper film (10) comprising:

a sheet of paper (11) that can be used for writing; 35
a plastic (12) film at least partially covering a major surface of the paper; and
a viscous glue (13) at least partially covering the major surface of the plastic film that is not mated with the paper. 40

45

50

55

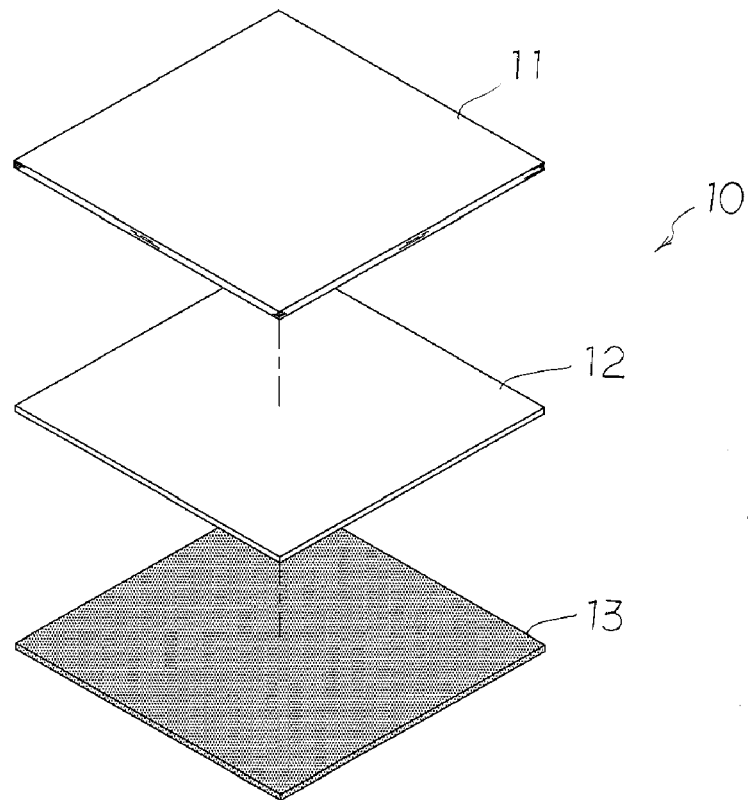


FIG. 1

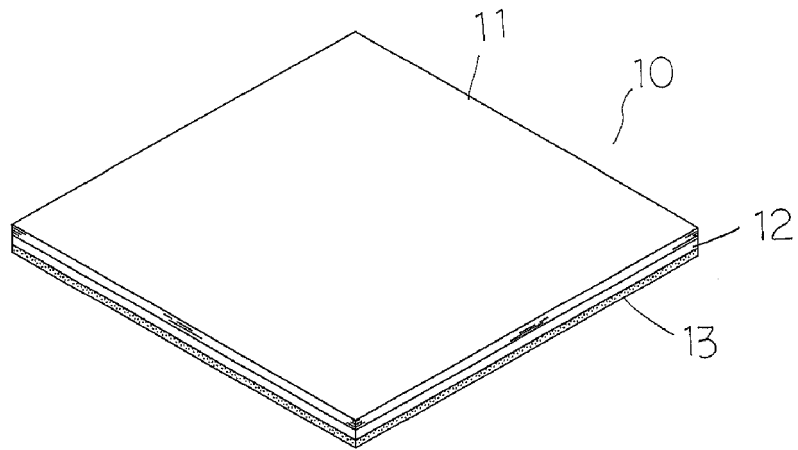


FIG. 2

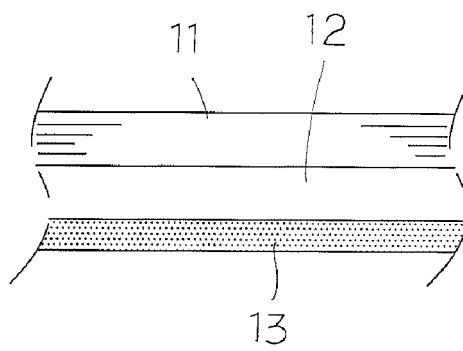


FIG. 3

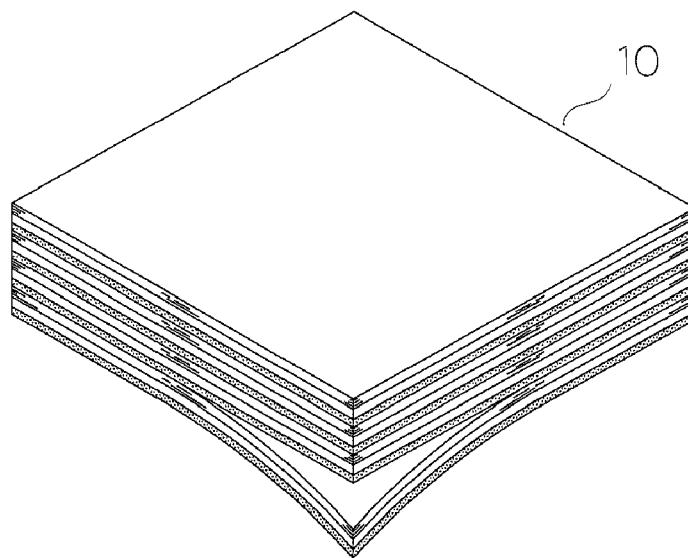


FIG. 4



EUROPEAN SEARCH REPORT

Application Number
EP 11 17 6059

DOCUMENTS CONSIDERED TO BE RELEVANT			
Category	Citation of document with indication, where appropriate, of relevant passages	Relevant to claim	CLASSIFICATION OF THE APPLICATION (IPC)
X	WO 00/29224 A2 (3M INNOVATIVE PROPERTIES CO [US]) 25 May 2000 (2000-05-25) * page 10, line 28 - line 34; figures 1A, 1F *	1-5	INV. B42D5/00
X	WO 90/14220 A1 (MARQUIS PHILIP H [US]; GOODMAN FARLEY DAVID [US]) 29 November 1990 (1990-11-29) * page 6, line 14 - line 21; figure 2 *	1,3-5	
X	DE 38 36 795 A1 (MINNESOTA MINING & MFG [US]) 3 May 1990 (1990-05-03) * column 3, line 61 - line 66; figure 3 *	1,3-5	
			TECHNICAL FIELDS SEARCHED (IPC)
			B42D
The present search report has been drawn up for all claims			
Place of search Munich		Date of completion of the search 6 December 2011	Examiner Langbroek, Arjen
<p>CATEGORY OF CITED DOCUMENTS</p> <p>X : particularly relevant if taken alone Y : particularly relevant if combined with another document of the same category A : technological background O : non-written disclosure P : intermediate document</p> <p>T : theory or principle underlying the invention E : earlier patent document, but published on, or after the filing date D : document cited in the application L : document cited for other reasons & : member of the same patent family, corresponding document</p>			

2
EPO FORM 1503 03.82 (P04C01)

**ANNEX TO THE EUROPEAN SEARCH REPORT
ON EUROPEAN PATENT APPLICATION NO.**

EP 11 17 6059

This annex lists the patent family members relating to the patent documents cited in the above-mentioned European search report.
The members are as contained in the European Patent Office EDP file on
The European Patent Office is in no way liable for these particulars which are merely given for the purpose of information.

06-12-2011

Patent document cited in search report		Publication date	Patent family member(s)	Publication date
WO 0029224	A2	25-05-2000	AU 754981 B2	28-11-2002
			AU 1198500 A	05-06-2000
			CA 2348033 A1	25-05-2000
			DE 69905747 D1	10-04-2003
			DE 69905747 T2	17-07-2003
			EP 1128966 A2	05-09-2001
			JP 4741078 B2	03-08-2011
			JP 2002529590 A	10-09-2002
			JP 2011127123 A	30-06-2011
			US 6514585 B1	04-02-2003
			US 2003129346 A1	10-07-2003
			WO 0029224 A2	25-05-2000

WO 9014220	A1	29-11-1990	AU 5831190 A	18-12-1990
			US 4980212 A	25-12-1990
			WO 9014220 A1	29-11-1990

DE 3836795	A1	03-05-1990	NONE	
