

(19)



(11)

EP 2 594 507 A1

(12)

EUROPEAN PATENT APPLICATION

(43) Date of publication:

22.05.2013 Bulletin 2013/21

(51) Int Cl.:

B65D 85/10 (2006.01)

(21) Application number: **11250909.6**

(22) Date of filing: **21.11.2011**

(84) Designated Contracting States:

**AL AT BE BG CH CY CZ DE DK EE ES FI FR GB
GR HR HU IE IS IT LI LT LU LV MC MK MT NL NO
PL PT RO RS SE SI SK SM TR**

Designated Extension States:

BA ME

(72) Inventor: **Chatelain, Lucas**

1000 Lausanne 26 (CH)

(74) Representative: **Loustalan, Paul William et al**

Reddie & Grose LLP

16 Theobalds Road

London WC1X 8PL (GB)

(71) Applicant: **Philip Morris Products S.A.**

2000 Neuchâtel (CH)

(54) **Container with hinged lid formed of a single laminar blank**

(57) The present invention relates to a container (100) for consumer goods. The container comprises an outer housing (102) comprising a lid (106) pivotable, about a hinge line (110) extending across a back wall of the container, between a closed position and an open position, the lid having a first flap (112) depending from a free edge of the lid and folded towards the interior of the container. The container also comprises an inner housing (104), having an opening, comprising a second flap (108) depending from a free edge of the inner housing and folded towards the exterior of the container. The first and second flaps (112,108) interact as the lid is moved between the open position and the closed position. The inner and outer housing are mounted such that the lid coincides with the opening of the inner housing. The outer housing and the inner housing are integrally formed from a single laminar blank.




Figure 1(c)

EP 2 594 507 A1

Description

[0001] The present invention relates to a novel container for consumer goods. The present invention also relates to single laminar blanks used to manufacture containers for consumer goods. The container finds particular application as a container for elongate smoking articles, such as cigarettes.

[0002] It is known to package elongate smoking articles and other consumer goods in containers formed from folded laminar blanks. The containers generally comprise a housing and a lid. For example, elongate smoking articles, such as cigarettes and cigars, are commonly sold in lid packs having a box for housing the smoking articles and a lid connected to the box about a hinge line extending across the back wall of the container. The lid is generally positioned at the top of the housing and hinged along the back wall of the container. Such packs are typically constructed from one-piece laminar cardboard blanks. In use, the lid is pivoted about the hinge line to open the pack and so gain access to the smoking articles held in the box. The containers may be provided with an audible "click" function, such that the container is making an audible noise when the pack is opened or closed. It is known that such containers may sometimes suffer from problems such as the lid and the housing not aligning correctly due to distortion of the lid and a gap is visible on the front of the container between the lid and the box part. This is sometimes referred to as "smiling" effect.

[0003] It would be desirable to provide a novel, improved container. It would be particularly desirable if such a container could be assembled and filled efficiently using conventional methods and apparatus. It would also be desirable if the container was provided with a rigid lid, and a secure closure.

[0004] According to one aspect of the present invention, there is provided a container for consumer goods. The container comprises an outer housing, wherein the outer housing comprises a lid. The lid is pivotable about a hinge line extending across a back wall of the container, between a closed position and an open position. The lid comprises at least one first flap depending from a free edge of the lid and folded towards the interior of the container. The container also comprises an inner housing, having an opening, comprising at least one second flap which depends from a free edge of the inner housing and is folded towards the exterior of the container such that the at least one first flap and the at least one second flap interact as the lid is moved between the open position and the closed position. The inner housing is mounted within the outer housing such that the lid coincides with the opening of the inner housing whereby, in the open position of the lid, the opening in the inner housing is accessible. According to the invention, the outer housing and the inner housing are integrally formed from a single laminar blank.

[0005] The term "interact" is used throughout the ap-

plication to indicate that the lid flap and the housing flap engage with each other when the lid is in the closed position. The flaps therefore act to retain the lid in the closed position more securely. In addition, the flaps may interact to produce an audible sound when the lid is opened, or when the lid is closed.

[0006] The term "coincide" is used throughout the application to indicate the occupation of substantially the same space.

[0007] By providing a container formed from a single laminar blank the container may be manufactured using conventional machinery. In addition, providing a lid flap may improve the strength and rigidity of the lid, and thus may reduce the "smiling" effect. By also providing a flap on the housing, a container is provided that has a more secure closure, and the potential to produce an audible "click" during opening or closing.

[0008] The outer and inner housings may each comprise a front wall, a back wall, a bottom wall, a top wall, a first side wall and a second side wall. Preferably, at least one of the outer housing and inner housing comprises a top wall and a bottom wall.

[0009] The terms "front", "back", "upper", "lower", "side", "top", "bottom", "left", "right" and other terms used to describe relative positions of the components of containers according to the invention refer to the container in an upright position with the opening through which the consumer goods are removed at the top end and the hinge in the back. The back wall of the container is the wall comprising the hinge line.

[0010] The term "longitudinal" refers to a direction from bottom to top or vice versa. The term "transverse" refers to a direction perpendicular to the longitudinal direction.

[0011] The container is preferably a rectangular parallelepiped comprising two wider walls spaced apart by two narrower walls.

[0012] The term "hinge line" refers to a line about which the lid may be pivoted in order to open the container. A hinge line may be, for example, a fold line or a score line in the panel forming the back wall of the container.

[0013] Preferably, the at least one first flap and the at least one second flap are folded such that the first and second flaps engage when the lid is in a closed position. The first flap is preferably folded towards the interior of the container, and may be attached to an interior wall of the lid. By attaching the or each flap to the interior wall of the lid, the strength of the lid may be increased. Advantageously, providing such a flap, or flaps, may increase the strength of the lid front wall. Increasing the strength of the front wall may reduce the effects of so-called "smiling" effect. Furthermore, advantageously, providing such a flap, or flaps, may improve the aesthetics of the container since a so-called "blunt edge", or "printed edge", is formed. The term "blunt edge", and "printed edge" as used in this description refers to an edge that is created by folding rather than cutting.

[0014] The second flap is preferably folded towards the exterior of the container, and is preferably not at-

tached to the exterior of the container. More preferably, a free edge of the at least one first flap substantially aligns with a free edge of the at least one second flap to engage the flaps when the lid is in the closed position. The first flap and second flap may be arranged such that, when the lid is in the closed position, a gap in the range of between about 0.1 mm and about 1 mm is provided between the edge of the first flap and the edge of the second flap. Preferably, the range is between about 0.25 mm and about 0.75 mm. More preferably, the range is between about 0.4 mm and about 0.6 mm.

[0015] Preferably, the at least one first flap and the at least one second flap are folded such that an audible sound is generated when the lid is moved from a closed position to an open position, or from an open position to a closed position.

[0016] Preferably, when the lid is in the closed position, the second flap is resiliently biased towards the interior of the lid. By resiliently biasing the second flap towards the interior of the lid, the interaction between the first and second flaps may be improved, when the lid is in the closed position. Furthermore, the audible sound generated when opening or closing the lid of the container may also be improved.

[0017] Preferably, the at least one second flap is folded by an angle of greater than 90 degrees, more preferably greater than 135 degrees, and yet more preferably by an angle of substantially 180 degrees.

[0018] The container may comprise a plurality of first flaps, adapted to interact with a plurality of second flaps. Alternatively, the container may comprise one first flap, and a plurality of second flaps, or a plurality of first flaps and one second flap. By providing such a combination of first and second flaps a large number of configurations of the flaps can be provided.

[0019] The container may comprise two first flaps and two second flaps. In this case, the flaps are arranged such that a triangular shaped notch is formed centrally in the lid front wall when the flaps are folded towards the interior of the container. An equivalent, but opposite, triangular shape is formed on the front wall of the container, with corresponding second flaps provided on the free edge of the front wall.

[0020] Alternatively, a trapezoidal notch can be provided, an triangular shape that is offset from the centre can be provided, and a linear edge that is not perpendicular to the side wall of the lid can be provided among other configurations. Correspondingly shaped free edges are provided on the housing.

[0021] Preferably, the at least one wall of the lid is integral to the inner housing and the outer housing. More preferably, the back wall of the lid is integral to the inner housing and the outer housing. Thus, the hinge line of the container is formed in the back wall panel of the outer housing and the back wall panel of the inner housing, and therefore may advantageously improve the strength of the hinge.

[0022] The container may be formed from any suitable

materials including, but not limited to, cardboard, paperboard, plastic, metal, or combinations thereof. Preferably, the first housing and the second housing are each formed from one or more folded laminar cardboard blanks and preferably, the cardboard has a weight of between about 100 grams per square metre and about 350 grams per square metre.

[0023] As described above, containers according to the invention may be in the shape of a rectangular parallelepiped, with right-angled longitudinal and right-angled transverse edges. Alternatively, the container may comprise one or more rounded longitudinal edges, rounded transverse edges, bevelled longitudinal edges or bevelled transverse edges, or combinations thereof. For example, the container according to the invention may comprise, without limitation:

- One or two longitudinal rounded or bevelled edges on the front wall, and/or one or two longitudinal rounded or bevelled edges on the back wall.
- One or two transverse rounded or bevelled edges on the front wall, and/or one or two transverse rounded or bevelled edges on the back wall.
- One longitudinal rounded edge and one longitudinal bevelled edge on the front wall, and/or one transverse rounded edge and one transverse bevelled edge on the back wall.
- One or two transverse rounded or bevelled edges on the front wall and one or two longitudinal rounded or bevelled edges on the front wall.
- Two longitudinal rounded or bevelled edges on a first side wall or two transverse rounded or bevelled edges on the second side wall.

[0024] Where the container comprises one or more rounded edges and is made from one laminar blank, preferably the blank comprises three, four, five, six or seven scoring lines or creasing lines to form each rounded edge in the assembled container. The scoring lines or creasing lines may be either on the inside of the container or on the outside of the container. Preferably, the scoring lines or creasing lines are spaced from each other by between about 0.3 mm and 4 mm.

[0025] Preferably, the spacing of the creasing lines or scoring lines is a function of the thickness of the laminar blank. Preferably, the spacing between the creasing lines or scoring lines is between about 0.5 and about 4 times larger than the thickness of the laminar blank.

[0026] Where the container comprises one or more bevelled edge, preferably the bevelled edge has a width of between about 1 mm and about 10 mm, preferably between about 2 and about 6 mm. Alternatively, the container may comprise a double bevel formed by three parallel creasing or scoring lines that are spaced such that two distinct bevels are formed on the edge of the container.

[0027] Where the container comprises a bevelled edge and is made one laminar blank, the bevel may be formed

by two parallel creasing lines or scoring lines in the laminar blank. The creasing lines or scoring lines may be arranged symmetrically to the edge between a first wall and a second wall. Alternatively, the creasing lines or scoring lines may be arranged asymmetrically to the edge between the first wall and the second wall, such that the bevel reaches further into the first wall of the container than into the second wall of the container.

[0028] Alternatively, the container may have a non-rectangular transversal cross section, for example polygonal such as triangular or hexagonal, semi-oval or semi-circular.

[0029] Containers according to the invention find particular application as packs for elongate smoking articles such as, for example, cigarettes, cigars or cigarillos. It will be appreciated that through appropriate choices of the dimensions thereof, containers according to the invention may be designed for different numbers of conventional size, king size, super-king size, slim or super-slim cigarettes. Alternatively, other consumer goods may be housed inside the container.

[0030] Through an appropriate choice of the dimensions thereof, containers according to the invention may be designed to hold different total numbers of smoking articles, or different arrangements of smoking articles. For example, through an appropriate choice of the dimensions thereof, containers according to the invention may be designed to hold a total of between ten and thirty smoking articles.

[0031] The smoking articles may be arranged in different collations, depending on the total number of smoking articles. For example, the smoking articles may be arranged in a single row of six, seven, eight, nine or ten. Alternatively, the smoking articles may be arranged in two or more rows. The two or more rows may contain the same number of smoking articles. For example, the smoking articles may be arranged in: two rows of five, six, seven, eight, nine or ten; three rows of five or seven; or four rows of four, five or six. Alternatively, the two or more rows may include at least two rows containing different number of smoking articles to each other. For example, the smoking articles may be arranged in: a row of five and a row of six (5-6); a row of six and a row of seven (6-7); a row of seven and a row of eight (7-8); a middle row of five and two outer rows of six (6-5-6); a middle row of five and two outer rows of seven (7-5-7); a middle row of six and two outer rows of five (5-6-5); a middle row of six and two outer rows of seven (7-6-7); a middle row of seven and two outer rows of six (6-7-6); a middle row of nine and two outer rows of eight (8-9-8); or a middle row of six with one outer row of five and one outer row of seven (5-6-7).

[0032] Containers according to the present invention may hold smoking articles of the same type or brand, or of different types or brands. In addition, both filterless smoking articles and smoking articles with various filter tips may be contained, as well as smoking articles of differing length (for example, between about 40 mm and

about 180 mm), diameter (for example, between about 4 mm and about 9 mm). In addition, the smoking articles may differ in strength of taste, resistance to draw and total particulate matter delivery. Preferably, the dimensions of the container are adapted to the length of the smoking articles, and the collation of the smoking articles. Typically, the outer dimensions of the container are between about 0.5 mm to about 5 mm larger than the dimensions of the bundle or bundles of smoking articles housed inside the container.

[0033] The length, width and depth of containers according to the invention may be such that, in the closed lid position, the resultant overall dimensions of the container are similar to the dimensions of a typical disposable hinge-lid pack of twenty cigarettes.

[0034] Preferably, containers according to the invention have a height of between about 60 mm and about 150 mm, more preferably a height of between about 70 mm and about 125 mm, wherein the height is measured from the bottom wall to the top wall of the container.

[0035] Preferably, containers according to the invention have a width of between about 12 mm and about 150 mm, more preferably a width of between about 70 mm and about 125 mm, wherein the width is measured from one side wall to the other side wall of the container.

[0036] Preferably, containers according to the invention have a depth of between about 6 mm and about 150 mm, more preferably a depth of between about 12 mm and about 25 mm wherein the depth is measured from the front wall to the back wall of the container (comprising the hinge between box and lid).

[0037] Preferably, the ratio of the height of the container to the depth of the container is in between about 0.3 to 1 and about 10 to 1, more preferably between about 2 to 1 and about 8 to 1, most preferably between about 3 to 1 and 5 to 1

[0038] Preferably, the ratio of the width of the container to the depth of the container is in between about 0.3 to 1 and about 10 to 1, more preferably between about 2 to 1 and about 8 to 1, most preferably between about 2 to 1 and 3 to 1.

[0039] Preferably, the ratio of the height of the lid back wall to the height of the box back wall of the outer sleeve is between about 0 to 1 (lid located at the top edge of the container) to about 1 to 1, more preferably, between about 1 to 5 and about 1 to 10, most preferably, between about 1 to 6 to about 1 to 8.

[0040] Preferably, the ratio of the height of the lid front wall of the outer sleeve to the height of the box front wall of the outer sleeve is between about 1 to 0 (lid covering the entire front wall) to about 1 to 10, more preferably, between about 1 to 1 and about 1 to 5, most preferably, between about 1 to 2 and about 1 to 3.

[0041] Where the container comprises smoking articles, the container may further comprise waste-compartments (for example for ash or butts) or other consumer goods, for example matches, lighters, extinguishing means, breath-fresheners or electronics. The other con-

sumer goods may be attached to the outside of the container, contained within the container along with the smoking articles, in a separate compartment of the container or combinations thereof.

[0042] The exterior surfaces of containers according to the invention may be printed, embossed, debossed or otherwise embellished with manufacturer or brand logos, trade marks, slogans and other consumer information, indicia and optical elements, such as for example, a Fresnel lens..

[0043] Where the container according to the present invention contains a bundle of cigarettes or other elongate smoking articles, the smoking articles are preferably wrapped in an inner liner of, for example, metal foil or metallised paper.

[0044] Once filled, containers according to the invention may be shrink wrapped or otherwise over wrapped with a transparent polymeric film of, for example, high or low density polyethylene, polypropylene, oriented polypropylene, polyvinylidene chloride, cellulose film, or combinations thereof in a conventional manner. Where containers according to the invention are over wrapped, the over wrapper may include one or more a tear tapes. In addition, the over wrapper may be printed with images, consumer information or other data.

[0045] The present invention also provides a laminar blank for forming a container according to the invention as described above. The laminar blank comprises a first portion for forming the outer housing. The first portion includes one or more cuts and a hinge line extending across a back wall panel of the lid portion to define the lid and the at least one first flap. The blank also comprises a second portion for forming the inner housing. The second portion includes one or more cut outs for forming the opening in the inner housing and the at least one second flap.

[0046] Preferably, the second portion is connected to the first portion along an edge of a side wall panel of the first portion.

[0047] The containers of the present invention are adapted to be assembled from the single laminar blank using conventional assembly methods and apparatus, as described in more detail below. For example, the containers can be automatically assembled on a Bergami® type machine, of the type used to assemble packs of smoking articles.

[0048] According to the present invention there is also provided a method for assembling a container according to the invention from a single laminar blank, as described below.

[0049] The laminar blank is first partially assembled by folding it along the longitudinal fold lines and gluing the outer housing portion, inner housing portion and inner frame at their respective side walls, so as to form an open ended sleeve with the inner housing within the outer housing. The resultant open ended sleeve can advantageously be flattened at this stage for efficient storage or transport.

[0050] In the same or a separate process to the partial assembly described above, the consumer goods are then inserted into the inner housing through one of the open ends. Preferably, the consumer goods are inserted in to the bottom of the container. As the filled pack progresses through an automatic packing machine, the bottom panels are folded inward towards the consumer goods, preferably by approximately 90 degrees. Glue is applied to the outer surface of the inner bottom panel.

[0051] Following the application of the glue, the outer bottom panel is folded inwards towards the inner bottom panel so that the outer bottom panel is adhered to the inner bottom panel.

[0052] During assembly of the container, the panels of the blank forming the lid are also folded and glued.

[0053] The invention will be further described, by way of example only, with reference to the accompanying drawings in which:

Figures 1(a) to 1(f) show views of a container according to one embodiment of the invention; Figure 2 shows a laminar blank suitable for forming the container shown in Figures 1; and Figures 3(a) to (e) show the process of folding the single laminar blank to form the container shown in Figures 1.

[0054] The container 100 shown in Figure 1(a) is a rectangular parallelepiped and comprises an outer housing 102, and an inner housing 104 mounted within the outer housing 102. The container also comprises a lid 106, shown in the closed position. The lid is attached to the outer housing 102 at a hinge line on the back wall of the container. A bundle of smoking articles (not shown) is housed in the inner housing of the container 100. The free edge of the lid is formed by folding a flap to the interior of the container, and thus an aesthetically pleasing, and strengthened, blunt edge is formed. In addition, the lid flap is arranged to interact with a corresponding flap on the outer housing free edge (not shown). The lid flap interacts with the outer housing flap to produce an audible click when the lid is moved from the closed position to the open position, and from the open position to the closed position. In addition, the flaps interact to provide a more secure closure of the lid.

[0055] Figure 1(b) shows the container 100 of Figure 1(a) with the lid 106 in a partially open position. The outer housing flap 108 depends from the top edge of the inner housing front wall, and is folded towards the exterior of the container. As described above, the lid flap (not shown) is adapted to interact with the outer housing flap 108. As the lid is moved from the closed position to the open position, an audible noise is generated. The audible noise is a click that is generated as the lid flap passes over the outer housing flap.

[0056] As shown in Figure 1(c), and as described above, the lid 106 is joined to the housing 102 at the hinge line 110. As can be seen the hinge line extends

substantially horizontally across a back wall of the inner housing at a small distance from the top of the inner housing. In addition, the hinge line also extends across a back wall of the outer housing, such that the back wall of the lid comprises a wall panel from both the inner housing and the outer housing.

[0057] Figure 1(d) shows the container with the lid in a partially closed position. In this position, during closing of the lid, the lid flap passes the outer housing flap, and once again an audible noise is generated. In addition, the flaps begin to engage and thus the lid is held more securely in the closed position.

[0058] Figure 1 (e) shows a close-up view of the cross-section of the lid front wall and the outer housing front wall when the lid is in the closed position. As can be seen, the interior surface of the lid acts on the outer housing flap 108, and the flap 108 engages with the lid flap 112 to more securely close the lid. The lid flap 112 is attached to the interior surface of the lid front wall panel.

[0059] In use, the user accesses the smoking articles housed within the container 100 by opening the lid 104. As the user opens the lid 106, sufficient force need to be applied to the lid to ensure that the lid flap 112 passes over the housing flap 108. As shown in Figure 1(f) (not shown to scale), the lid flap, being engaged with the housing flap, forces the housing flap to rotate about the housing flap hinge line 114. As a consequence, the housing front wall is deflected towards the interior of the container. Once the lid reaches a tipping point, approximately when the angle θ between the housing flap 108 and the lid front wall exceeds 90 degrees, the resilient front wall of the housing returns to its original position and the lid is free to continue opening unimpeded.

[0060] The single laminar blank 200, as shown in Figure 2, comprises an outer portion 202 and an inner portion 204. The blank 200 is adapted to form the container 100 shown in Figures 1. The outer portion 202 forms the outer housing 102, and comprises a front wall panel 206, two side wall panels 208 and 210, and a back wall panel 212. The front wall panel 206 comprises a bottom wall panel 214 depending from the bottom edge of the front wall panel. The front wall panel of the lid 216 is formed by cuts in the front wall panel 206. As can be seen a lid flap 218 is also formed from the front wall panel 206, and depends from the lid front wall panel 216. The lid top wall panel 220 depends from the lid front wall panel 216. The lid side wall panels 222 and 224 are formed by a cut in the respective side wall panels 208 and 210.

[0061] The outer back wall panel 212 comprises a bottom wall panel 224. The bottom wall panel is provided with an area to accept glue to enable the bottom wall panel 224 to be glued to the interior of the bottom wall panel 214 during manufacture of the container. The back wall panel also comprises a portion of the lid 104. The lid back wall panel 226 depends from the top edge of the back wall panel, and the lid top wall panel 228 depends from the lid back wall panel 226. The hinge line 110 is shown between the outer back wall panel 212 and the

lid back wall panel 226.

[0062] The inner portion 204 forms the inner housing of the container 100, and comprises an inner front wall panel 230, an inner back wall panel 232, and two side wall panels 234 and 236. The lid back wall panel 238 is formed from a portion of the inner back wall panel 232. The housing flap 240 depends from the inner front wall panel 230. As can be seen, the housing flap 240 has tapered edges. The inner side wall panels 234 and 236 also have tapered free edges to ensure that the side wall panels do not interfere with the lid as it is being opened or closed.

[0063] The outer portion 202 is connected to the inner portion 204 along an edge defined by the side wall panel 210 of the outer portion and the back wall panel 232 of the inner portion.

[0064] Figures 3 shows the folding steps to produce the container 100 from the single laminar blank 200. The single laminar blank 200 is formed into the container 100 by first folding the flaps 218 and 240. As shown in Figure 3(a), the lid flap 218 is folded by approximately 180 degrees towards the interior of the container and then attached to the interior surface of the lid front panel. The housing flap 240 is folded by approximately 180 degrees towards the exterior of the container.

[0065] As shown in Figure 3(b), the inner front wall panel 230 is then folded about fold line A towards the interior of the container. Figure 3(c) shows the side wall panel 234 being folded about fold line B towards the interior of the container. Figure 3(d) shows the front wall panel 206 being folded about fold line C towards the interior of the container. The front wall panel 212 is attached to the exterior surface of the inner front wall panel 230. Finally, Figure 3(e) shows a pre-folded container in the form of an open ended tube, for accepting the consumer goods. A Bergami™ type machine is then used to insert the consumer goods into the housing, and fold the top and bottom panels towards the interior of the container, and attach them together to form the completed container 100.

[0066] Where appropriate, the order in which the above forming procedures are undertaken can be changed.

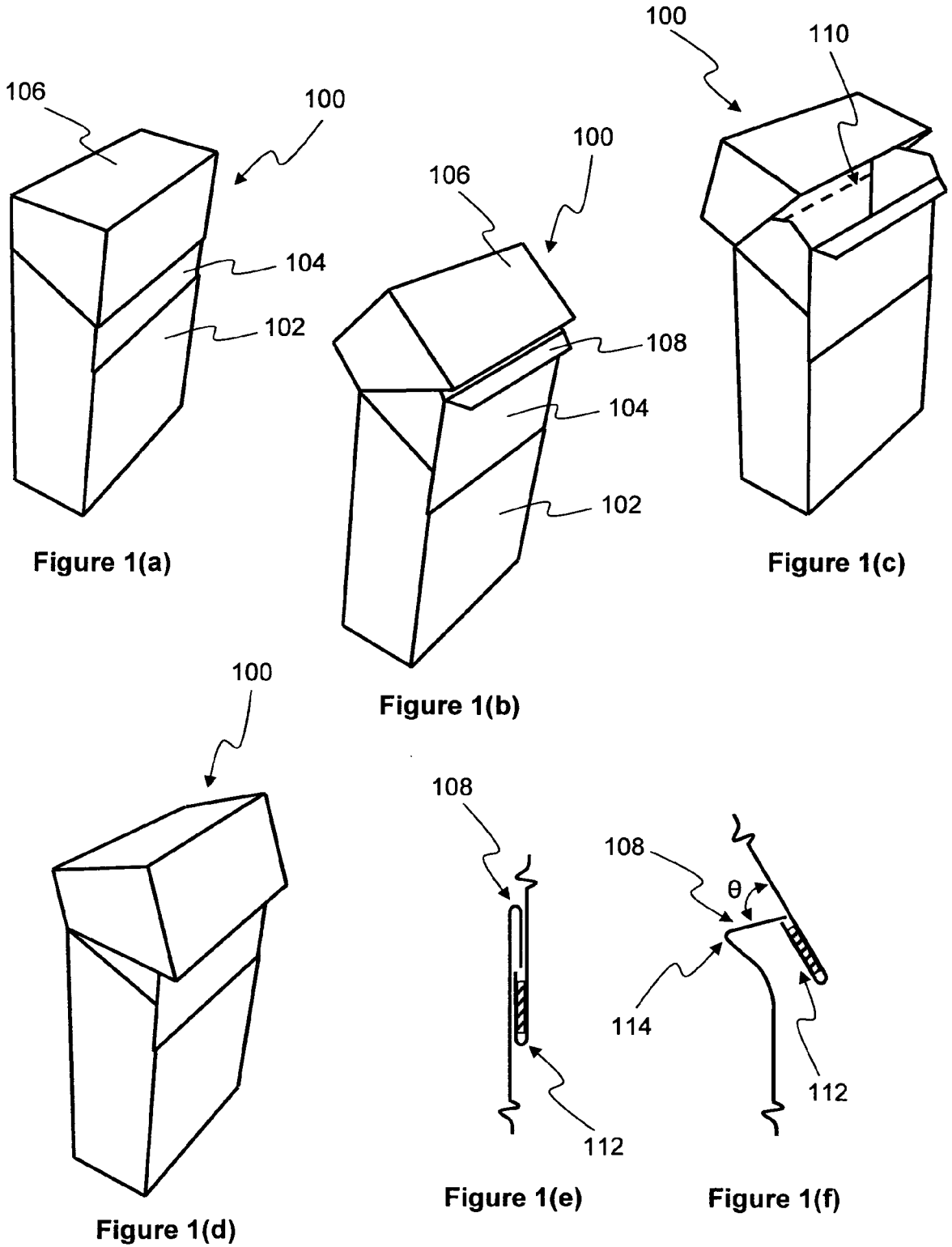
[0067] In all figures, the dashed lines represent "fold" lines, and the solid lines represent "cut" lines.

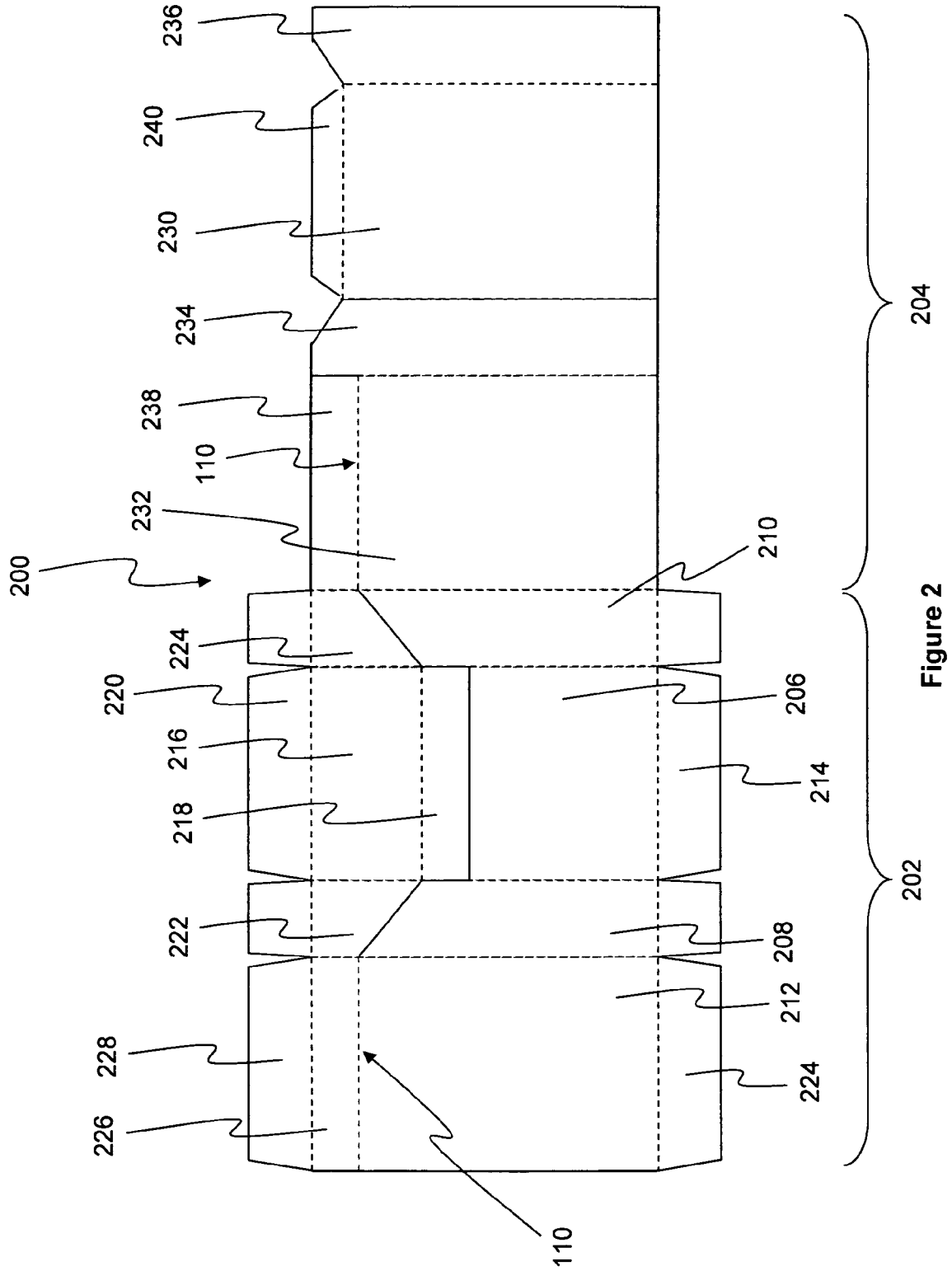
Claims

1. A container for consumer goods comprising:

an outer housing comprising a lid pivotable, about a hinge line extending across a back wall of the container, between a closed position and an open position, the lid comprising a first flap depending from a free edge of the lid and folded towards the interior of the container; and an inner housing, having an opening, comprising a second flap depending from a free edge of the inner housing and folded towards the ex-

- terior of the container such that the first flap and the second flap interact as the lid is moved between the open position and the closed position, wherein, the inner housing is mounted within the outer housing such that the lid coincides with the opening of the inner housing whereby, in the open position of the lid, the opening in the inner housing is accessible, and wherein, the outer housing and the inner housing are integrally formed from a single laminar blank.
2. A container according to Claim 1, wherein the first flap and the second flap are folded such that the first and second flaps engage when the lid is in a closed position.
 3. A container according to Claim 2, wherein a free edge of the first flap substantially aligns with a free edge of the second flap to engage the flaps when the lid is in the closed position.
 4. A container according to Claim 1, 2 or 3, wherein the first flap and the second flap are folded such that an audible sound is generated when the lid is moved from a closed position to an open position.
 5. A container according to any of the preceding claims, wherein the at flap and the second flap are folded such that an audible sound is generated when the lid is moved from an open position to a closed position.
 6. A container according to any of Claims 2 to 5, wherein, when the lid is in the closed position, the second flap is resiliently biased towards the interior of the lid.
 7. A container according to any of the preceding claims, wherein the first flap is attached to an interior wall of the lid.
 8. A container according to any of the preceding claims, wherein the second flap is folded by an angle of greater than 90 degrees.
 9. A container according to any of the preceding claims, wherein the second flap is folded by an angle of greater than 135 degrees.
 10. A container according to any of the preceding claims, wherein the second flap is folded by an angle of substantially 180 degrees.
 11. A container according to any of the preceding claims, comprising a plurality of first flaps, adapted to interact with a plurality of second flaps.
 12. A container according to any of the preceding claims, wherein wall of the lid is integral to the outer housing and the inner housing.
 13. A container according to any of the preceding claims, wherein the inner housing comprises a plurality of smoking articles.
 14. A single laminar blank for forming a container according to any preceding claim, the blank comprising:
 - a first portion for forming the outer housing, wherein the first portion includes one or more cuts and a hinge line extending across a back wall panel of the lid portion to define the lid and the first flap; and
 - a second portion for forming the inner housing, wherein the second portion includes one or more cut outs for forming the opening in the inner housing and the second flap.
 15. A single laminar blank according to Claim 14 wherein the second portion is connected to the first portion along an edge of a side wall panel of the first portion.





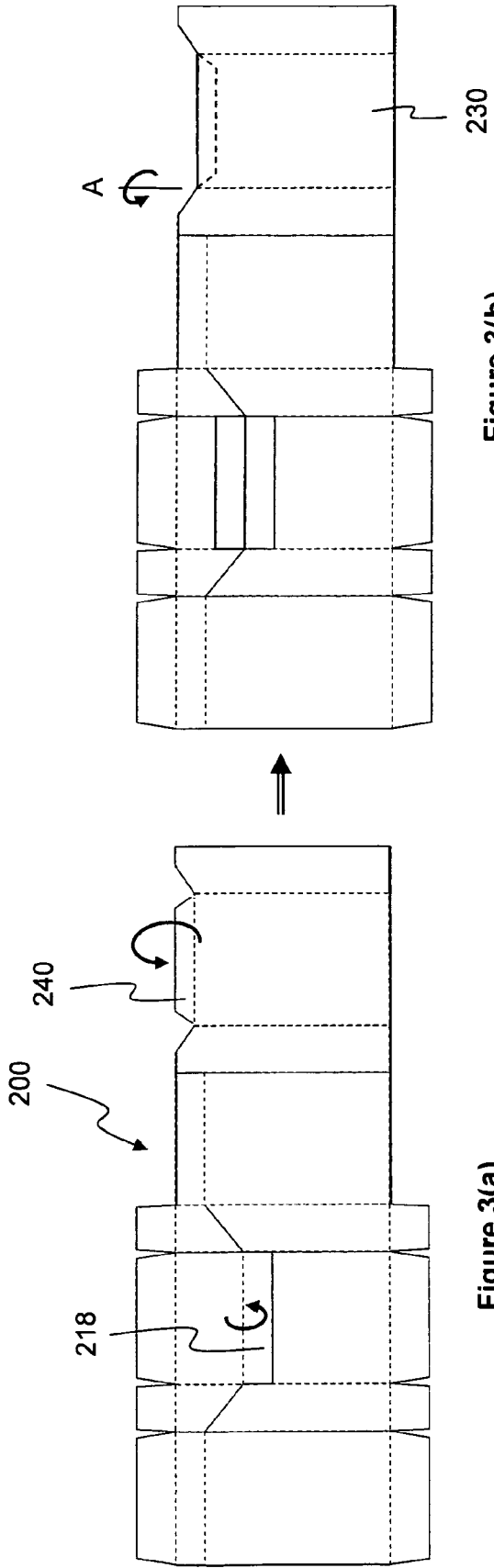


Figure 3(a)

Figure 3(b)

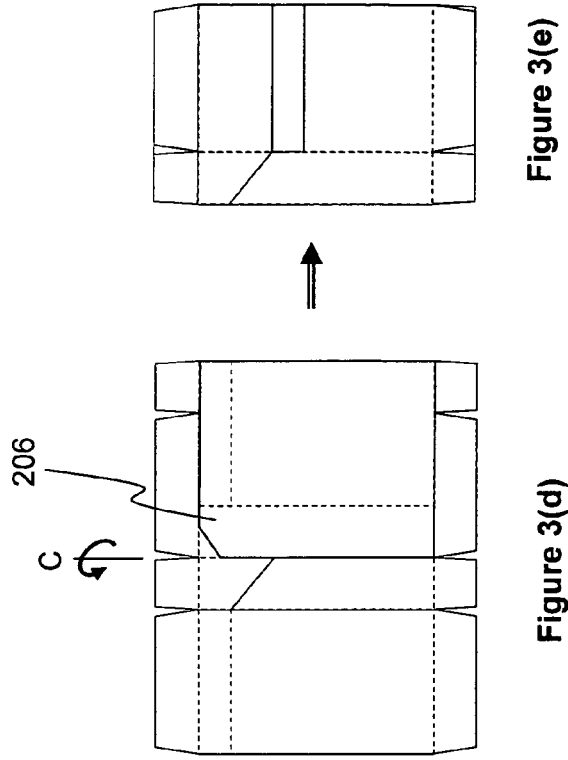


Figure 3(c)

Figure 3(d)

Figure 3(e)



EUROPEAN SEARCH REPORT

Application Number
EP 11 25 0909

DOCUMENTS CONSIDERED TO BE RELEVANT			
Category	Citation of document with indication, where appropriate, of relevant passages	Relevant to claim	CLASSIFICATION OF THE APPLICATION (IPC)
Y	WO 2004/080798 A2 (SCHUR PACK SCANDINAVIA AS [DK]; HANSEN HENNING [DK]; CHRISTENSEN JAN []) 23 September 2004 (2004-09-23) * page 10, line 29 - page 16, line 16; figures 1-5 *	1-15	INV. B65D85/10
Y	US 3 708 108 A (ROSENBERG C) 2 January 1973 (1973-01-02) * column 1, line 37 - column 3, line 6; figures 1-7 *	1-15	
Y	US 2008/230410 A1 (STEVEN JONES WESLEY [US] ET AL) 25 September 2008 (2008-09-25) * paragraphs [0004], [0014], [0015] * * claim 1; figures 1-7 *	1-15	
Y	EP 0 884 247 A1 (JAPAN TOBACCO INC [JP]) 16 December 1998 (1998-12-16) * column 2, line 50 - line 51 * * column 7, line 17 - line 20 * * figures 1-7 *	1-15	
			TECHNICAL FIELDS SEARCHED (IPC)
			B65D
The present search report has been drawn up for all claims			
Place of search Munich		Date of completion of the search 19 March 2012	Examiner Fitterer, Johann
CATEGORY OF CITED DOCUMENTS		T : theory or principle underlying the invention E : earlier patent document, but published on, or after the filing date D : document cited in the application L : document cited for other reasons & : member of the same patent family, corresponding document	
X : particularly relevant if taken alone Y : particularly relevant if combined with another document of the same category A : technological background O : non-written disclosure P : intermediate document			

EPO FORM 1503 03.82 (P04C01)

**ANNEX TO THE EUROPEAN SEARCH REPORT
ON EUROPEAN PATENT APPLICATION NO.**

EP 11 25 0909

This annex lists the patent family members relating to the patent documents cited in the above-mentioned European search report. The members are as contained in the European Patent Office EDP file on The European Patent Office is in no way liable for these particulars which are merely given for the purpose of information.

19-03-2012

Patent document cited in search report	Publication date	Patent family member(s)	Publication date
WO 2004080798 A2	23-09-2004	NONE	

US 3708108 A	02-01-1973	NONE	

US 2008230410 A1	25-09-2008	NONE	

EP 0884247 A1	16-12-1998	CN 1206384 A	27-01-1999
		DE 69719960 D1	24-04-2003
		DE 69719960 T2	04-12-2003
		EP 0884247 A1	16-12-1998
		JP 10129656 A	19-05-1998
		US 6105856 A	22-08-2000
		WO 9818683 A1	07-05-1998

EPO FORM P0459

For more details about this annex : see Official Journal of the European Patent Office, No. 12/82