



(11)

EP 2 600 644 B1

(12)

EUROPEAN PATENT SPECIFICATION

(45) Date of publication and mention
of the grant of the patent:
10.01.2018 Bulletin 2018/02

(51) Int Cl.:
H04W 4/18 ^(2009.01) **H04W 56/00** ^(2009.01)
H04W 36/18 ^(2009.01) **H04W 88/06** ^(2009.01)
H04W 36/14 ^(2009.01) **H04L 12/815** ^(2013.01)

(21) Application number: **12007628.6**

(22) Date of filing: **09.11.2012**

(54) Audio-Visual Data Transmission over Internet Protocol at Higher Rates

Übertragung audiovisueller Daten über Internetprotokoll mit schnellerer Übertragung

Transmission de données audiovisuelles sur un protocole Internet à des débits plus élevés

(84) Designated Contracting States:
**AL AT BE BG CH CY CZ DE DK EE ES FI FR GB
GR HR HU IE IS IT LI LT LU LV MC MK MT NL NO
PL PT RO RS SE SI SK SM TR**

(30) Priority: **30.11.2011 US 201161565439 P**
22.10.2012 US 201213657560

(43) Date of publication of application:
05.06.2013 Bulletin 2013/23

(73) Proprietor: **Avago Technologies General IP
(Singapore) Pte. Ltd.**
Singapore 768923 (SG)

(72) Inventor: **Murat, Mese**
Rancho Palos Verdes, CA 90275 (US)

(74) Representative: **Jehle, Volker Armin**
Bosch Jehle Patentanwalts-gesellschaft mbH
Flüggenstrasse 13
80639 München (DE)

(56) References cited:
US-A1- 2009 252 097 US-A1- 2011 053 521
US-A1- 2011 065 440 US-A1- 2011 070 842

- **NAVEEN KAKANI (NOKIA): "NT-May-Nokia ;
11-10-0436-02-00ad-nt-may-nokia", IEEE DRAFT;
11-10-0436-02-00AD-NT-MAY-NOKIA, IEEE-SA
MENTOR, PISCATAWAY, NJ USA, vol. 802.11ad,
no. 2, 18 May 2010 (2010-05-18), pages 1-15,
XP017677164, [retrieved on 2010-05-18]**

Note: Within nine months of the publication of the mention of the grant of the European patent in the European Patent Bulletin, any person may give notice to the European Patent Office of opposition to that patent, in accordance with the Implementing Regulations. Notice of opposition shall not be deemed to have been filed until the opposition fee has been paid. (Art. 99(1) European Patent Convention).

Description

BACKGROUND OF THE INVENTION

TECHNICAL FIELD OF THE INVENTION

[0001] The embodiments of the invention relate to wireless communications and, more particularly, to a transfer of higher data rate audio and video signals over Internet Protocol.

DESCRIPTION OF RELATED ART

[0002] Various wireless communication systems are known today to provide communication links between devices, whether directly or through a network. Such communication systems range from national and/or international cellular telephone systems, the Internet, point-to-point in-home systems, as well as other systems. Communication systems typically operate in accordance with one or more communication standards or protocols. For instance, wireless communication systems may operate using protocols, such as IEEE 802.11, Bluetooth™, advanced mobile phone services (AMPS), digital AMPS, global system for mobile communications (GSM), code division multiple access (CDMA), local multi-point distribution systems (LMDS), multi-channel-multi-point distribution systems (MMDS), as well as others.

[0003] For each wireless communication device to participate in wireless communications, it generally includes a built-in radio transceiver (e.g. receiver and transmitter) or is coupled to an associated radio transceiver (e.g. a station for in-home and/or in-building wireless communication networks, modem, etc.). Typically, the transceiver includes a baseband processing stage and a radio frequency (RF) stage. The baseband processing provides the conversion from data to baseband signals for transmitting and baseband signals to data for receiving, in accordance with a particular wireless communication protocol. The baseband processing stage is coupled to a RF stage (transmitter section and receiver section) that provides the conversion between the baseband signals and RF signals. The RF stage may be a direct conversion transceiver that converts directly between baseband and RF or may include one or more intermediate frequency stage(s).

[0004] Furthermore, wireless devices typically operate within certain radio frequency ranges or bands established by one or more communication standards or protocols. The 2.4 GHz Band (as well as the 5 GHz Band) that encompasses current WiFi and Bluetooth™ protocols has limited data throughput. More recently, higher frequencies in the millimeter wave range are being utilized, such as one of the newer 60 GHz standards, to pursue much higher throughput. Using 60 GHz Band technology, high data rate transfers, such as real-time uncompressed/compressed high-definition (HD) audio and video streams, may be transferred wirelessly be-

tween two devices. Due to this inherent real-time requirement for the targeting applications, 60 GHz standard explicitly defines a Quality of Service (QoS) requirement for traffic streams to meet high throughput among devices.

[0005] The 60 GHz Band may also be referred to as directional or D-Band and utilizes directional communications, instead of omni-directional (O-Band) propagation of signals (such as at 2.4 GHz and 5 GHz Bands) to overcome the severe path loss experienced at these higher frequencies. The 60 GHz Band devices utilize directional antennas in order to direct the transmitted spectrum energy. One of the protocols/standards being developed utilizing the 60 GHz Band is the IEEE 802.11ad standard. These developing standards call forth certain requirements for devices that are to be compliant to the protocols/standards. One enabling technology for directional signal propagation is beamforming, in which 60 GHz Band devices radiate the propagation energy from a directional antenna or an antenna array and for a receiving antenna or array to orient toward the transmitting device. Another feature is the use of service period scheduling between devices communicating in the 60 GHz Band, instead of the contention-based acquiring as currently used at 2.4/5 GHz.

[0006] In one development area for 60 GHz, the Wi-Fi Alliance (WFA) is developing interoperability certification requirements for 60 GHz devices to communicate and transfer high definition video between an audio/video (AV) sourcing device and an AV rendering (sinking) device at close range. A sub-category is the development of wireless transmission of AV content to displays.

[0007] As display screen size becomes bigger and resolution (e.g. 1080p) denser, the 60 GHz Band provides one solution to wirelessly transmit AV content data from a content source to a display, because more data may be sent at the higher frequency as compared to 2.4/5 GHz transmissions. Accordingly, A WiFi Display Extension (WDE) is being developed to define and allow for wireless display connections to ensure interoperability and targeted performance.

[0008] Although 60 GHz transmissions allow for higher data rate transfer than the currently practiced 2.4/5 GHz WiFi wireless transmissions, one shortcoming is the short range and line-of-sight transmission properties at 60 GHz. Thus, a user watching a program or movie content (such as High-Definition (HD) programming) on a HD display, in which the content is being streamed over the air using the 60 GHz Band, may experience interruptions if the content source is blocked from the display or the content source moves out of range of the display. Note that the content source and/or the display may be a handheld device held by the user. In such an event, it would be advantageous to transfer and couple the video stream over another link, such as the legacy WiFi link that operates at 2.4/5 GHz to maintain the communication.

[0009] However, higher frequency data transmissions (e.g. 60 GHz data transmissions), as well as protocols

and/or standards that are used for such higher frequency data transmissions (e.g. 60 GHz WDE protocols), being developed are currently not fully compatible with video over lower frequency data transmissions (e.g. 2.4/5 GHz using WiFi protocols). A mechanism is needed to allow for seamless transfer from communication at a higher frequency (e.g. 60 GHz) to communication at a lower frequency (e.g. 2.4/5 GHz) and vice versa. Accordingly, there is a need to find a solution to provide for seamless transition of data transmission from one frequency to a second frequency, where the one frequency is higher than the second frequency, with minimal interruption or minimal degradation of AV content that is being rendered on the display. The patent publication US 2011/0065440 A1 discloses data path transfer for multiband WLAN devices.

BRIEF SUMMARY OF THE INVENTION

[0010] The invention is defined in independent claims 1 and 9. According to an aspect, a method comprises:

formatting data content, originally destined for transmission over a first frequency band using a first communication protocol, to transmit over a second frequency band using a second communication protocol, wherein the data content is separated into a plurality of data chunks to not overflow a buffer in a target device and wherein the first frequency band is different in frequency than the second frequency band;

communicating with the target device to establish transmission specifications to manage transfer of the data content over the second frequency band and to maintain synchronization of the plurality of data chunks when transmitted over the second frequency band; and

transmitting the data content over the second frequency band using the second communication protocol.

[0011] Advantageously, when formatting the data content, the data content is formatted for Internet Protocol for transmission over the second frequency band.

[0012] Advantageously, the first communication protocol is based on an IEEE 802.11ad protocol specification.

[0013] Advantageously, the first communication protocol is based on a millimeter wave protocol specification.

[0014] Advantageously, the second communication protocol is based on one of IEEE 802.11a, IEEE 802.11b, IEEE 802.11g or IEEE 802.11n protocol specification.

[0015] Advantageously, when communicating with the target device to establish the transmission specifications, the communicating is based on IEEE 802.11v specification.

[0016] Advantageously, the first frequency band is a 60 GHz band and the second frequency band is either a 2.4 GHz band or a 5 GHz band.

[0017] According to an aspect, a method comprises:

formatting data content into a first format based on a first communication protocol at a source device to transmit the data content over a first frequency band using a directional transmission, wherein the data content is separated into a plurality of data chunks to not overflow a buffer in a target device;

transmitting the data content over a first communication link at the first frequency band to the target device;

detecting that the first communication link to the target device is not present;

formatting the data content based on a second communication protocol to transmit the data content over a second frequency band using a non-directional transmission, wherein the first frequency band is different in frequency than the second frequency band;

communicating with the target device to establish transmission specifications to manage transfer of the data content over the second frequency band and to maintain synchronization of the plurality of data chunks when transmitted over the second frequency band; and

transmitting the data content over a second communication link at the second frequency band using the second communication protocol.

[0018] Advantageously, when communicating with the target device to establish transmission specifications, the communicating is performed over the second communication link using the second communication protocol.

[0019] Advantageously, the formatting the data content is performed in an protocol adaption layer.

[0020] Advantageously, when formatting the data content based on the second communication protocol the data content is formatted for Internet Protocol for transmission over the second frequency band.

[0021] Advantageously, the first communication protocol is based on an IEEE 802.11ad protocol specification.

[0022] Advantageously, the second communication protocol is based on one of IEEE 802.11a, IEEE 802.11b, IEEE 802.11g or IEEE 802.11n protocol specification.

[0023] Advantageously, when communicating with the target device to establish transmission specifications, the communicating is based on IEEE 802.11v specification.

[0024] Advantageously, the first frequency band is a 60 GHz band and the second frequency band is either a 2.4 GHz band or a 5 GHz band.

[0025] According to an aspect, an apparatus comprises:

a transmitter to transmit outbound radio frequency (RF) signals;

a receiver to receive inbound RF signals; and

a processing module, including a processor and coupled to the transmitter and the receiver, to provide processing of data content specified by a communi-

cation protocol to:

format the data content, originally destined for transmission over a first frequency band using a first communication protocol, to transmit over a second frequency band using a second communication protocol, wherein the data content is separated into a plurality of data chunks to not overflow a buffer in a target device and wherein the first frequency band is different in frequency than the second frequency band; communicate with the target device using a third communication protocol to establish transmission specifications to manage transfer of the data content over the second frequency band and to maintain synchronization of the plurality of data chunks when transmitted over the second frequency band; and transmit the data content over the second frequency band using the second communication protocol.

[0026] Advantageously, when the processing module formats the data content, the data content is to be formatted for Internet Protocol for transmission over the second frequency band.

[0027] Advantageously, the first communication protocol is based on an IEEE 802.11ad protocol specification.

[0028] Advantageously, the second communication protocol is based on one of IEEE 802.11a, IEEE 802.11b, IEEE 802.11g or IEEE 802.11n protocol specification.

[0029] Advantageously, when the processing module to provide processing of data content specified by a communication protocol to communicate with the target device to establish transmission specifications, the processing module to communicate based on IEEE 802.11v specification.

BRIEF DESCRIPTION OF THE DRAWINGS

[0030]

Figure 1 shows an audio-visual (AV) content source linked to an AV content sink through a first communication link using a first communication protocol and a second communication link, via an access point, using a second communication protocol, in which the first communication link operates at a higher frequency than the second communication link, according to one embodiment of the invention.

Figure 2 shows an equivalent linkage as Figure 1, with the exception that the higher frequency link between the content source and the content sink is obtained indirectly through a control point, according to one embodiment of the invention.

Figure 3 is a hardware schematic block diagram showing a wireless communication device that may be incorporated in the content source and/or the con-

tent sink of Figures 1 and 2, according to one embodiment for practicing the invention.

Figure 4 shows AV protocol adaption layer content for transmission at frequencies at and above 2.4/5 GHz, where data is parceled into separate smaller packet groupings to accommodate for smaller decoder buffer available at the content sink, according to one embodiment of the invention.

Figure 5 shows a layout of several operational layers as practiced in accordance with an embodiment of the invention.

Figure 6 shows an embodiment of the invention in which Fast Session Transfer is provided by the content source, when changing the communication link from a higher frequency to a lower frequency, according to one embodiment of the invention.

Figure 7 shows a flow chart in providing the Fast Session Transfer of Figure 6, according to one embodiment of the invention.

DETAILED DESCRIPTION OF THE INVENTION

[0031] The embodiments of the present invention may be practiced in a variety of communication devices that operate in a wireless, wired, or combination of wireless and wired environment or network. The examples described herein pertain to devices that operate at two different radio frequencies, wherein one frequency is higher than the other. Generally, data communication at the first frequency utilizes one communication protocol (or standard), while data communication at the second frequency utilizes a second communication protocol (or standard), which is different from the first communication protocol. The examples described below reference specific frequencies or range of frequencies. For example, the lower frequency range is described in reference to 2.4/5 GHz (commonly referred to as WiFi) and the higher frequency range is described in reference to the 60 GHz Band. That is, the specifically described embodiments below operate approximately at the 2.4 GHz - 5 GHz Band and at the 60 GHz Band. However, the invention is not limited to these examples.

[0032] Accordingly, the embodiments of the invention pertain to data transmission at two different range of communication frequencies, where one communication frequency is higher than the other. As an example, in one embodiment, the lower frequency is in the range of 2.4/5 GHz and the higher frequency is above 2.4/5 GHz range. In another embodiment, the lower frequency transmission is in the range of 2.4/5 GHz and the higher frequency transmission is in a band above 45 GHz (e.g. 60GHz) that uses directional antennas. Note that at 60 GHz, the frequency wavelength is in millimeters and, hence, identified as millimeter-wave band. Thus, the second frequency may be operable in any millimeter-wave band. Therefore, the invention need not be limited to the 60 GHz Band for the higher frequency operation. Likewise, the invention need not be limited to the legacy WiFi of 2.4 GHz

and 5 GHz for the lower frequency operation.

[0033] Furthermore, the examples described herein reference specific standards, protocols, specifications etc., such as the application of the invention based on WGA specifications and/or IEEE 802.11 specifications. However, the invention is not limited to the particular designations noted herein. In addition, the content (data) transfer is described in reference to transmitting audio and/or video (AV) content wirelessly from a content source to a content sink, such as a display. However, the content sink need not be a display in all instances and other rendering devices (other than a display) may receive the AV content. Furthermore, the content need not be limited to the transmission of audio, video and/or multimedia content. The invention is applicable to various other data formats as well.

[0034] As noted in the Background section above, the 60 GHz Band (sometimes referred to as D-Band) utilizes directional communications to overcome the severe path loss experienced at the millimeter wave frequencies. The 60 GHz Band as specified by the WGA (or WiGig), specifies that 60 GHz Band devices utilize directional antennas in order to direct the transmitted spectrum energy. A protocol/standard being developed utilizing the 60 GHz Band is the IEEE 802.11ad standard. These developing standards call forth certain requirements for devices that are to be compliant to the 60 GHz Band transmissions. Another standard that is currently in use is the WiFi protocol/standard using omni-directional (or non-directional) transmissions, such as at 2.4 GHz and 5 GHz. Examples of current 2.4/5 GHz Band transmissions include IEEE 802.11 a/b/g/n protocols/standards.

[0035] Figure 1 illustrates a system 100, in which an AV content source 101 is wirelessly linked to an AV content sink 102, such as a display. AV content source 101 and sink 102 are wirelessly linked utilizing one transmission at a higher frequency (or higher frequency band) and a second link utilizing a lower frequency (or lower frequency band). Both AV content source 101 and sink 102 have circuitry capable of providing the two wireless communications. The circuitry is further described in reference to Figure 3. The specific example embodiment shown in Figure 1 utilizes the 60 GHz Band (hereafter simply noted as 60 GHz) for the higher frequency communication and 2.4/5 GHz Band (hereafter simply noted as 2.4/5 GHz) for the lower frequency communication. Again, the embodiments of the invention are not limited to these frequency ranges.

[0036] As noted above, the 60 GHz link may utilize the protocols established by WGA for 60 GHz communication. The 60 GHz link for system 100 is a direct link between content source 101 and sink 102. The 60 GHz communication link may be established indirectly between content source 101 and sink 102, as shown for an equivalent system 110 in Figure 2. The indirect 60 GHz link may be established via a Personal Control Point (PCP) 104 (shown in Figure 2). A PCP may operate equivalently to an Access Point (AP) in setting a control

point for a 60 GHz network that links the devices operating within the 60 GHz network. In one embodiment, the 60 GHz wireless link operates according to specifications set by WFA and utilizing WDE to render the content sent from the source to the display.

[0037] AV content source 101 may be a stationary device or it may be a mobile device. Fixed content sources include, but are not limited to, computers, servers, DVD/DVR players, set top boxes (STBs), routers, etc. Mobile content sources include, but are not limited to, portable computers, tablet computers, handheld computing devices, mobile phones (such as smartphones), handheld media players, cameras, camcorders, projectors, etc.

[0038] AV content sink 102 is generally a display for rendering AV content, such as a display monitor, television set, etc., to render video, audio or combined video and audio (e.g. multimedia). AV sink 102 need not be limited to displays, but the display is used in the described embodiment, since the WDE application generally applies to rendering AV content on a display. AV sink 102 may be a stationary device, such as a large television display, or a mobile device, such as a mobile phone or other handheld device. Furthermore, it is noted that the examples are described in reference to wireless communication, but other embodiments may use wired connections or a combination of wireless and wired linkage. Thus, in one embodiment, the 2.4/5 GHz communication link shown may utilize a wired connection, such as a LAN (Local Access Network).

[0039] Provided AV content source 101 and AV sink 102 are within communicating distance from each other for 60 GHz communication, or within range of the PCP to establish an indirect path through a network, the content source transmits the content to the content sink utilizing a specified protocol/standard. In one embodiment, the 60 GHz communication protocol set by the WGA is utilized.

[0040] Figure 1 and 2 also show the second communication link between AV content source 101 and sink 102, utilizing a different protocol/standard. In the example, the second link utilizes either the 2.4/5 GHz link, commonly referred to as WiFi. As noted in Figures 1 and 2, an Access Point (AP) 103 is utilized for the 2.4/5 GHz network to provide a control or access point. Furthermore, it is noted that the examples are described in reference to wireless communication, but other embodiments may use wired connections or a combination of wireless and wired linkage.

[0041] Accordingly, two communication paths exist between AV content source 101 and sink 102, in which one is a higher frequency path utilizing directional antennas, while the second path is a lower frequency path utilizing non-directional antennas. As noted above, in one embodiment, the higher frequency path operates at the millimeter wave range (such as the 60 GHz Band) while the lower frequency path operates approximately at 2.4/5 GHz (such as the legacy WiFi).

[0042] Although various communication standards/protocols may be utilized to communicate between AV content source 101 and sink 102, in one embodiment, IEEE 802.11 protocol is selected. Thus, in one embodiment, the WiFi link may utilize a protocol based on at least one of IEEE 802.11a, IEEE 802.11b, IEEE 802.11g and IEEE 802.11n at 2.4/5 GHz. The protocol for the 60 GHz link is provided by IEEE 802.11ad or subsequent versions thereof. As described below for one embodiment, both AV content source 101 and AV content sink 102 contain circuitry (or is coupled to such circuitry, if not integrated therein) to provide processing and radio front end for radio frequency (RF) transmission and/or reception of RF signals at both 60 GHz and at 2.4/5 GHz.

[0043] Figure 3 is a schematic block diagram illustrating part of a wireless communication device 200 that includes transmitters (TX) 201 and 221, receivers (RX) 202 and 222, local oscillators (LOs) 207 and 227, and baseband module 205. Baseband module 205 includes a processor to provide baseband processing operations. In some embodiments, baseband module 205 is or includes a digital-signal-processor (DSP). Baseband module 205 is typically coupled to a host unit, applications processor or other unit(s) that provides operational processing for the device and/or interface with a user.

[0044] In Figure 3, an applications module 230 is shown. Applications module 230 may be an application processor in one instance or it may be a host unit in another instance. For example, in a notebook or laptop computer, applications module (or host) 230 may represent the computing portion of the computer, while device 200 is utilized to provide the radio components. Similarly, for a handheld device, applications module 230 may represent the application portion of the handheld device, while device 200 is utilized to provide the radio portion for communicating wirelessly between the handheld device and another device. Furthermore, device 200, as well as applications module 230, may be incorporated in one or more integrated circuits. In one embodiment, wireless communication device 200 and applications module 230 are integrated on separate integrated circuits. In one embodiment, both device 200 and applications module 230 are integrated on the same integrated circuit.

[0045] A memory 206 is shown coupled to baseband module 205, which memory 206 may be utilized to store data, as well as program instructions that operate on baseband module 205. Various types of memory devices may be utilized for memory 206. It is to be noted that memory 206 may be located anywhere within device 200 and, in one instance, it may also be part of baseband module 205.

[0046] Transmitter 201 and receiver 202 are coupled to an antenna assembly 204 via transmit/receive (T/R) switch module 203. In the particular example for device 200, transmitter 201 and receiver 202 are utilized to respectively provide transmit and receive functions for the 60 GHz communication. A T/R switch module 203 switches the antenna between the transmitter and receiver de-

pending on the mode of operation. In other embodiments, separate antennas may be used for transmitter 201 and receiver 202. Furthermore, in other embodiments, multiple antennas or antenna arrays may be utilized with device 200 to provide antenna diversity or multiple input and/or multiple output, such as MIMO, capabilities.

[0047] As pertaining to a directional antenna for 60 GHz operation, antenna assembly 204 includes at least one directional antenna with circuitry for orienting the antenna in a particular direction for transmitting and/or receiving radio frequency signals. Antenna assembly 204 provides a directional antenna(s) or an antenna array with beamforming capabilities to direct the beam to concentrate the transmitted energy when transmitting and also to orient the antenna toward a transmitted beam when receiving. The 60 GHz Band, as specified by the Wireless gigabit Alliance (WGA or WiGig), specifies that 60 GHz Band devices utilize directional antennas in order to direct the transmitted spectrum energy. Device 200 in the present instance is capable of transmitting and receiving in the millimeter wave range, including 60 GHz Band, utilizing antenna assembly 204.

[0048] Likewise, transmitter 221 and receiver 222 are coupled to an antenna 224 via transmit/receive (T/R) switch module 223 to provide transmit and receive operations at the 2.4/5 GHz range. Antenna 224 may be a single antenna, multiple antennas or an antenna array. As noted above, separate antennas may be used for transmitter 221 and receiver 222. Furthermore, in other embodiments, multiple antennas or antenna arrays may be utilized for antenna 224 to provide antenna diversity or multiple input and/or multiple output, such as MIMO, capabilities. Likewise, although a T/R switch module is shown, other embodiments may use other devices (such as duplexers) or may not use such switching circuitry at all.

[0049] Outbound data for transmission from applications module 230 are coupled to baseband module 205 and converted to baseband signals and then coupled to transmitter 201 or 221, depending on the band to be transmitted. Transmitter 201 or 221 converts the baseband signals to outbound radio frequency (RF) signals for transmission from the respective antenna. Transmitter 201 or 221 may utilize one of a variety of up-conversion or modulation techniques to convert the outbound baseband signals to outbound RF signal based on the protocol selected.

[0050] In a similar manner, inbound RF signals are received by the respective antenna and coupled to receiver 202 or 222, depending on the frequency. Receiver 202 or 222 then converts the inbound RF signals to inbound baseband signals, which are then coupled to baseband module 205. Receiver 202 or 222 may utilize one of a variety of down-conversion or demodulation techniques to convert the inbound RF signals to inbound baseband signals based on the protocol selected.

[0051] Baseband module 205 operates utilizing at least two communication protocols and provides necessary packetization (or operates in conjunction with other

components that provide packetization) and other data processing operations on received signals and signals that are to be transmitted. As an alternative embodiment, the baseband module 205 may be comprised of two separate baseband processors, one to process baseband signals for 60 GHz and the other to process baseband signals for 2.4/5 GHz.

[0052] LO 207 provides local oscillation signals for use by transmitter 201 for up-conversion and by receiver 202 for down-conversion. LO 227 provides local oscillation signals for use by transmitter 221 for up-conversion and by receiver 222 for down-conversion. In one embodiment, separate LOs may be used for the transmitter and the receiver. Similarly, in one embodiment one L/O may provide local oscillations for both transmitters and/or both receivers. Although a variety of LO circuitry may be used, in some embodiments, a PLL is utilized to lock the LO to output a frequency stable LO signal based on a selected channel frequency.

[0053] It is to be noted that in one embodiment, baseband module 205, LOs 207, 227, transmitters 201, 221 and receivers 202, 222 are integrated on the same integrated circuit (IC) chip. Transmitters and receivers are typically referred to as the RF front-end. In other embodiments, one or more of these components may be on separate IC chips. Similarly, other components shown in Figure 3 may be incorporated on the same IC chip, along with baseband module 205, LOs, transmitters and receivers. In some embodiments, the antennas may also be incorporated on the same IC chip as well. Furthermore, with the advent of system-on-chip (SOC) integration, host devices, application processors and/or user interfaces, such as applications module 230, may be integrated on the same IC chip along with baseband module, transmitters and receivers. Accordingly, in one embodiment, the structure and circuitry illustrated in Figure 3 may be utilized as part of AV content source 101 and/or AV content sink 102. The processing of AV protocol adaptation layer in one embodiment may be provided by processors in baseband module 205 (Figure 3), applications module 230, or by both modules 205 and 230.

[0054] As noted in the Background section above, the higher frequency transmissions, such as at 60 GHz, provide higher data rate transfer, so that large size displays and/or displays rendering higher resolution (e.g. 1080p HD and higher) have improved performance. However, also as noted above, the directional and short range transmission at 60 GHz may cause interruptions in the content transmission to the display when the communication link between the source and the display is interrupted or lost. Likewise, in embodiments where the communication linkage may be comprised of multiple segments, an interruption or loss of the linkage in any segment, wired or wireless, could cause the break in the communication between the source and the sink (e.g. display). A prolonged interruption may result in less than desirable QoS for the content being rendered or less than seamless presentation of the content being rendered. In

order to compensate for the situation when the higher frequency link is interrupted or lost, one embodiment of the invention provides an alternate route through the use of the lower frequency link. That is, in one embodiment of the invention, an alternate route using the 2.4/5 GHz communication link is used to transfer the AV content, whenever the 60 GHz communication link is lost or interrupted for a designated time. Again, as noted above, the interruption or loss may be due to a wireless and/or wired connection.

[0055] In order to supplement the link, whenever the 60 GHz link is interrupted, AV content source 101, shown in Figures 1 and 2, reroutes the signal via the WiFi network utilizing a 2.4/5 GHz communication protocol. In order to reduce content interruption (which may be in the form of video latency or display jitter), a Fast Session Transfer (FST) process is used to transfer the content from one network to the other. The FST between the 60 GHz link and the 2.4/5 GHz link, when done properly, allows very little added latency and/or jitter to be noticeable on the display. Preferably, when the transition is performed seamlessly, a user may not notice any appreciable difference in the streamed AV presentation on the display.

[0056] Several problems may need to be overcome when transitioning the content between the two links. First, data transfer over 2.4/5 GHz utilizes Internet Protocol (IP), but data transfer over 60 GHz is not all over IP. Thus, some protocol conversion may be needed. Also, 2.4/5 GHz WiFi utilizes contention based arbitration to contend for network channel access, whereas in the 60 GHz Band, Service Period (SP) scheduling is used to schedule a communication time period between devices. Since contention based transmission has a tendency to increase jitter while the device is contending for access (e.g. appreciable time is used to contend for access along with other device), it is not desirable to use contention based transmissions in its legacy format for sending data over IP when transmitting higher rate video content over 2.4/5 GHz. Additionally, in order to provide for inexpensive and less complex encoders and/or decoders (encoder/decoder) for high quality video encoding/decoding, a device may utilize an encoder/decoder buffer having limited available memory storage for WDE functionality. In one embodiment for WDE display data transfer, the encoder/decoder buffer is selected to have only 1 Mbps capability. Thus, low memory requirements may be a constraint in providing high bit rate throughput at 60 GHz, which also may be a constraint when the 60 GHz intended content is transferred for 2.4/5 GHz transmission, if the same buffer structure is to be used.

[0057] Figure 4 illustrates a diagram 300 for the handling of AV content for 60 GHz transmissions when using service period (SP) scheduling. Generally with most data transfers occurring via 60 GHz transmissions, such as transmissions utilizing 802.11ad, a service period may be scheduled between the sender and the recipient and the data streamed following a beacon (upper portion of

diagram 300 of Figure 4). When low memory buffers are utilized, as in the instance with WDE requirements, the data is separated into multiple chunks, to provide gaps in the transmission (lower portion of diagram 300 of Figure 4) in order to prevent the small buffer from overflowing. This breaking up of content allows the receiving buffer in the display to accommodate the data stream. With the usage of low memory buffer in WDE operations, a tighter synchronization between the AV content source and the display is desirable to reduce latency and jitter. One way to achieve the synchronization of the data chunks is through tighter specification requirements on Pixel Clock Reference (PCR) and Variable Delay References (VDRs) sent with the content, where precision and frequency of occurrence are addressed for WDE operations. Accordingly, when the content transmission is re-routed for transmission over IP via the 2.4/5 GHz link, this content fragmentation needs to be considered as well.

[0058] When 60 GHz intended content is re-routed from a 60 GHz communication link to a 2.4/5 GHz communication link, the tighter synchronization between the AV content source and the display may be maintained, albeit transmitting the content all over Internet Protocol (IP) now. A stricter requirement is still to be maintained for PCR precision and occurrence, and the transmission scheduling content delay (due to content data fragmentation) may be conveyed to the display. Although a variety of techniques may be implemented to convey the information to the display regarding the AV content, in one embodiment the 802.11v specification of the IEEE 802.11 protocol is utilized. IEEE 802.11v is a non-required additional specification to IEEE 802.11 protocol for use in exchanging network information and/or configuring of devices communicating using IEEE 802.11 a/b/g/n protocols. The 802.11v specification is an optional WiFi enhancement interface that allows WiFi devices to be mapped down to the client level. Information regarding what kind of client device and location may be exchanged so that devices may be configured in the exchange. The 802.11v may also permit one device to determine a transmission delay in sending data to a client device.

[0059] Thus, in one embodiment, the 802.11v specification is used to convey various management information between the AV source and the AV sink. Accordingly, functions such as PCR specification requirements, content airtime transfer and delay may be communicated between the AV source and sink, so that the receiving device is made aware of the nature of the data being transported over IP. In other embodiments, other mechanisms, other than 802.11v, may be utilized.

[0060] Furthermore, as noted, 60 GHz communications may utilize SP scheduling, instead of contention based access in obtaining airtime over the link. SP scheduling is generally not available for most 2.4/5 GHz communications. However, the contention based transmission to acquire channel access, as used in current 2.4/5

GHz communications, is not highly suitable for transmitting high data rate content over IP at 2.4/5 GHz. This is due to the delays encountered in obtaining link access, which delay may result in additional latency. Therefore, some mechanism, other than the currently practiced contention-based access of the link, is to be implemented to ensure that the delay between the fragmented content packets is kept minimal, yet sufficient to not overload the small memory buffer of the display.

[0061] In one embodiment, an AV application protocol layer (AVPAL) is used to process the AV content and to format the content based on the protocol selected. The AVPAL also signals the Media Access Control (MAC) layer of the AV content source to instruct that the content being sent is the high data rate AV content. This signaling to the MAC layer informs the MAC layer to ensure proper transmission of the data content from the Physical (PHY) layer to prevent significant delay between the whole AV content being sent. Although various signaling techniques may be used to instruct the MAC layer, in one embodiment, the signaling is achieved through a header.

[0062] Figure 5 shows a diagram of a layer structure 400, in which an AVPAL 405 lies above the MAC and PHY layers. The underlying MAC layer is separated into a 2.4/5 GHz MAC layer 403 and 60 GHz MAC layer 404. Likewise the underlying PHY layer is separated into a 2.4/5 GHz PHY layer 401 and 60 GHz PHY layer 402. The overlying AVPAL layer 405 ensures that the AV content requirements that are transmitted over 60 GHz are also conveyed to the MAC and PHY layers for 2.4/5 GHz transmission. Accordingly, with proper instruction from AVPAL layer 405, the MAC layer ensures that the content being streamed to the display follows the fragmented transmission to address low memory decoder buffer requirements in the display, but at the same time ensure that no other significant delay is introduced so that tighter specification requirements of 60 GHz transmissions are somewhat maintained. It is to be noted that transmissions of AV content over IP may not fully approach the throughput available for transmissions over 60 GHz. However, with the practice of the invention, the sending AV contents over IP may provide improved throughput over normal WiFi without overflowing the buffer, which then allows for less interrupted streaming of AV content. Likewise, jitter and other undesirable artifacts may be reduced with the utilization of the present invention.

[0063] In Figure 6, a system 420 shows one application of the above-described embodiments of the invention. As noted, the 60 GHz link is shown utilizing 802.11ad standard/protocol between AV source 101 and AV sink 102. Again, AV sink is typically a display for AV content. The 60 GHz link is the primary link for transferring the AV content from AV source 101 to AV sink 102. The 2.4/5 GHz secondary or alternate link is shown utilizing one or more of 802.11 a/b/g/n protocol (or standard), where the AV content is sent over IP. The 802.11v link is shown as a separate link, but it is understood that 802.11v is an added component to 802.11 a/b/g/n. In one embodiment

for practicing the invention, 802.11v is mandated for use with 802.11 a/b/g/n whenever high data rate AV content is being transmitted over IP. The AVPAL-MAC-PHY layers of Figure 5 are shown duplicated (401a-405a) within AV source 101, so that high data rate instruction is communicated by the AVPAL layer to the MAC layer. The AV content information is sent via 802.11v, so that proper link access is obtained with AV sink 102 to transmit the AV content over IP without introducing significant additional latency and/or jitter. It is to be noted that direct communication links are shown in Figure 6, but as noted in reference to Figures 1 and 2, one or both of the communication link(s) may utilize indirect paths and one or both of the communication link(s) may incorporate wireless and/or wired connections.

[0064] The AVPAL-MAC-PHY layers of Figure 5 are shown duplicated (401b-405b) within AV sink 102, as well. The earlier described buffer is shown in AV sink 102 as buffer 410. As noted, the buffer in one WDE application has limited storage space and in one embodiment, buffer 410 is a 1 Mbps buffer. Thus, by utilizing an AV protocol adaption layer (AVPAL) as described above, the AVPAL obtains tighter specifications between the AV content source and the content sink (e.g. display) and reduces contention-based air time delay. This allows higher data rate content destined for higher frequency communications to be transferred to lower frequencies, where the content is re-packetized for transmission over Internet Protocol (IP). However, the latency and jitter, that may be encountered at the lower frequency transmission, may be reduced by practicing the embodiments of the invention described above.

[0065] Figure 7 shows a flow diagram 500 for switching the AV content transmission from 60 GHz to IP over 2.4/5 GHz. When receiving AV content, AVPAL of the AV source device processes the content for transmission over the 60 GHz Band (e.g. 802.11ad) (block 501). When the 60 GHz link is available to the target device (e.g. AV sink, display) (block 502), the AV content is transmitted over the 60 GHz link (block 503). When the 60 GHz link is not available, or the link is lost (or interrupted) during transmission of the AV content, the AV source determines if an alternate 2.4/5 GHz link is available to the target device (block 504). When the 2.4/5 GHz link is available to the target device, the AV source communicates with the target device to exchange client level information to prepare the target device for receiving the AV content. Content specific requirements may be exchanged as well, so that the target device is ready to receive the high data rate AV content (block 505). The AV content is packetized for IP using 2.4/5 GHz protocol (block 506) and transmitted using the 2.4/5 GHz Band (e.g. 802.11 a/b/g/n) (block 507). Whenever the 60 GHz link is re-established, the content transfer may be switched back to the 60 GHz link.

[0066] Thus, higher data rate content, normally transmitted over higher frequencies, such as millimeter wave frequencies, may be sent over Internet Protocol at lower

frequencies with manageable jitter and latency. Buffer overflow control may be utilized as well. Although the embodiments of the invention are described with specific examples pertaining to an IEEE 802.11 specifications, the invention is not limited to such usage. Likewise, the embodiments of the invention are discussed as pertaining to the 60 GHz Band and the 2.4/5 GHz Band, but the invention may be readily adapted to other frequencies and bands as well. The embodiments of the invention are applicable to switching the transmission of data from a first frequency communication link to a second frequency communication link, when the first frequency communication is no longer available. As described in the disclosure, the first frequency communication link operates at a higher frequency than the second frequency communication link. However, in other embodiments, the situation may be the opposite with the operating frequencies. By maintaining tighter specifications for data transfer, higher throughput of data may be obtained than that normally available for the communication link at the lower frequency. Although the examples described herein pertain to wireless communication linkage, other embodiments of the invention may be applicable to situations when both links are wireless, both links are wired, one link is wireless and the second is wired, or one or both links have combination of wireless and wired connections.

[0067] Furthermore, although the described application of the invention is switching from the 60 GHz Band to the 2.4GHz and/or 5GHz Band, the technique may be implemented in legacy devices that operate using only the 2.4/5 GHz standard/protocol. Thus, in an alternative embodiment, when the content source with both modes identifies a target display as a legacy display that does not support 60 GHz, the high data rate over IP technique at 2.4/5 GHz, as described above when switching from the higher frequency to the lower frequency, may be used to ensure transfer of high data rate content over IP without introducing appreciable additional latency and/or jitter.

[0068] Thus, a technique to provide AV data transmission over Internet Protocol at higher rates is described. The technique is applicable to all forms of data and not just to AV data. The technique may be utilized with communication links that are wireless, wired or links having a combination of both wireless and wired connections.

[0069] The embodiments of the present invention have been described above with the aid of functional building blocks illustrating the performance of certain functions. The boundaries of these functional building blocks have been arbitrarily defined for convenience of description. Alternate boundaries could be defined as long as the certain functions are appropriately performed. One of ordinary skill in the art may also recognize that the functional building blocks, and other illustrative blocks, modules and components herein, may be implemented as illustrated or by discrete components, application specific integrated circuits, processors executing appropriate software and the like or any combination thereof.

[0070] As may also be used herein, the terms "processing module", "processing circuit", and/or "processing unit" may be a single processing device or a plurality of processing devices. Such a processing device may be a microprocessor, micro-controller, digital signal processor, microcomputer, central processing unit, field programmable gate array, programmable logic device, state machine, logic circuitry, analog circuitry, digital circuitry, and/or any device that manipulates signals (analog and/or digital) based on hard coding of the circuitry and/or operational instructions. The processing module, module, processing circuit, and/or processing unit may be, or further include, memory and/or an integrated memory element, which may be a single memory device, a plurality of memory devices, and/or embedded circuitry of another processing module, module, processing circuit, and/or processing unit. Such a memory device may be a read-only memory, random access memory, volatile memory, non-volatile memory, static memory, dynamic memory, flash memory, cache memory, and/or any device that stores digital information.

Claims

1. A method for a data content source device, comprising:

formatting data content via an audio and/or video application protocol layer (405), originally destined for transmission over a first frequency band using a first communication protocol, to transmit over a second frequency band using a second communication protocol, wherein the data content is separated into a plurality of data chunks to not overflow a buffer (410) in a target device (102) and wherein the first frequency band is different in frequency than the second frequency band;
 communicating with the target device over the second frequency band using a third communication protocol, wherein the third communication protocol is based on IEEE 802.11v specification, to establish transmission specifications, to manage transfer of the data content over the second frequency band, to maintain synchronization of the plurality of data chunks when transmitted over the second frequency band, and to convey transmission scheduling delay due to the data content being separated into the plurality of data chunks ;
 transmitting the data content over the second frequency band using the second communication protocol; and
 signaling, via the audio and/or video application protocol layer, a Media Access Control layer of the data content source device (403) to instruct that the data content being transmitted is the

data content originally destined for transmission over the first frequency band having a higher data rate than the second frequency band.

2. The method of claim 1, wherein when formatting the data content, the data content is formatted for Internet Protocol for transmission over the second frequency band.
3. The method of claim 2, wherein the first communication protocol is based on an IEEE 802.11ad protocol specification.
4. The method of claim 2, wherein the first communication protocol is based on a millimeter wave protocol specification.
5. The method of claim 2, wherein the second communication protocol is based on one of IEEE 802.11a, IEEE 802.11b, IEEE 802.11g or IEEE 802.11n protocol specification.
6. The method of claim 1, wherein the first frequency band is a 60 GHz band and the second frequency band is either a 2.4 GHz band or a 5 GHz band.
7. The method of claim 1, further comprising:

formatting the data content into a first format based on the first communication protocol at a source device (101) to transmit the data content over the first frequency band using a directional transmission, wherein the data content is separated into a plurality of first data chunks to not overflow the buffer in the target device;
 transmitting the data content over a first communication link at the first frequency band to the target device; and
 detecting that the first communication link to the target device is not present, wherein
 formatting the data content, originally destined for transmission over the first frequency band using the first communication protocol, to transmit over the second frequency band using the second communication protocol, comprises formatting the data content based on the second communication protocol to transmit the data content over the second frequency band using a non-directional transmission, and wherein
 transmitting the data content over the second frequency band using the second communication protocol comprises transmitting the data content over a second communication link at the second frequency band using the second communication protocol.

8. The method of claim 7, wherein the formatting the data content is performed in an protocol adaption

layer.

9. A data content source apparatus, comprising:

a transmitter (101, 200) to transmit outbound radio frequency RF signals;
a receiver (202, 222) to receive inbound RF signals; and
a processing module (205), including a processor and coupled to the transmitter and the receiver, to provide processing of data content specified by a communication protocol to:

format the data content via an audio and/or video application protocol layer (405), originally destined for transmission over a first frequency band using a first communication protocol, to transmit over a second frequency band using a second communication protocol, wherein the data content is separated into a plurality of data chunks to not overflow a buffer (410) in a target device (102) and wherein the first frequency band is different in frequency than the second frequency band;

communicate with the target device over the second frequency band using a third communication protocol, wherein the third communication protocol is based on IEEE 802.11v specification, to establish transmission specifications, to manage transfer of the data content over the second frequency band, to maintain synchronization of the plurality of data chunks when transmitted over the second frequency band, and to convey transmission scheduling delay due to the data content being separated into the plurality of data chunks ;

transmit the data content over the second frequency band using the second communication protocol; and

signal, via the audio and/or video application protocol layer, a Media Access Control layer of the data content source apparatus (403) to instruct that the data content being transmitted is the data content originally destined for transmission over the first frequency band having a higher data rate than the second frequency band.

10. The apparatus of claim 9, wherein when the processing module formats the data content, the data content is to be formatted for Internet Protocol for transmission over the second frequency band.

11. The apparatus of claim 9 or 10, wherein the first communication protocol is based on an IEEE 802.11ad protocol specification.

Patentansprüche

1. Verfahren für eine Dateninhaltsquelleneinrichtung, das umfasst:

- Formatieren eines Dateninhalts über eine Audio- und/oder Videoanwendungsprotokollschicht (405), der ursprünglich zur Übertragung über ein erstes Frequenzband unter Verwendung eines ersten Kommunikationsprotokolls vorgesehen war, um diesen unter Verwendung eines zweiten Kommunikationsprotokolls über ein zweites Frequenzband zu senden, wobei der Dateninhalt in eine Mehrzahl Datenblöcke aufgeteilt wird, um einen Überlauf eines Puffers (410) in einer Zieleinrichtung (102) zu vermeiden, und wobei sich das erste Frequenzband in der Frequenz vom zweiten Frequenzband unterscheidet,

- Kommunizieren mit der Zieleinrichtung über das zweite Frequenzband unter Verwendung eines dritten Kommunikationsprotokolls, wobei das dritte Kommunikationsprotokoll auf einer IEEE-802.11v-Spezifikation basiert, um Übertragungsspezifikationen festzulegen, die Übertragung des Dateninhalts über das zweite Frequenzband zu verwalten, eine Synchronisation der Mehrzahl Datenblöcke bei der Übertragung über das zweite Frequenzband beizubehalten und eine Übertragungsablaufverzögerung aufgrund der Aufteilung des Dateninhalts in die Mehrzahl Datenblöcke zu übermitteln,

- Senden des Dateninhalts über das zweite Frequenzband unter Verwendung des zweiten Kommunikationsprotokolls, und

- Melden an eine Medienzugriffssteuerschicht der Dateninhaltsquelleneinrichtung (403) über die Audio- und/oder Videoanwendungsprotokollschicht, um darüber zu informieren, dass der gesendete Dateninhalt der Dateninhalt ist, der ursprünglich zur Übertragung über das erste Frequenzband vorgesehen war, das eine höhere Datenrate als das zweite Frequenzband aufweist.

2. Verfahren nach Anspruch 1, wobei der Dateninhalt beim Formatieren des Dateninhalts für das Internetprotokoll zur Übertragung über das zweite Frequenzband formatiert wird.

3. Verfahren nach Anspruch 2, wobei das erste Kommunikationsprotokoll auf einer IEEE-802.11ad-Protokollspezifikation basiert.

4. Verfahren nach Anspruch 2, wobei das erste Kommunikationsprotokoll auf einer Millimeterwellen-Protokollspezifikation basiert.

5. Verfahren nach Anspruch 2, wobei das zweite Kommunikationsprotokoll auf einer IEEE-802.11a-, IEEE-802.11b-, IEEE-802.11g- oder IEEE-802.11n-Protokollspezifikation basiert.

5

6. Verfahren nach Anspruch 1, wobei das erste Frequenzband ein 60GHz-Band und das zweite Frequenzband entweder ein 2,4GHz-Band oder ein 5GHz-Band ist.

10

7. Verfahren nach Anspruch 1, das ferner umfasst:

- Formatieren des Dateninhalts in ein auf dem ersten Kommunikationsprotokoll basierendes erstes Format in einer Quelleneinrichtung (101), um den Dateninhalt unter Verwendung einer gerichteten Übertragung über das erste Frequenzband zu senden, wobei der Dateninhalt in eine Mehrzahl erster Datenblöcke aufgeteilt wird, um einen Überlauf des Puffers in der Zieleinrichtung zu vermeiden,

15

- Senden des Dateninhalts auf dem ersten Frequenzband über eine erste Kommunikationsverbindung an die Zieleinrichtung, und

- Ermitteln, dass die erste Kommunikationsverbindung zu der Zieleinrichtung nicht vorhanden ist, wobei

20

- das Formatieren des Dateninhalts, der ursprünglich zur Übertragung über das erste Frequenzband unter Verwendung des ersten Kommunikationsprotokolls vorgesehen war, um diesen unter Verwendung des zweiten Kommunikationsprotokolls über das zweite Frequenzband zu senden, das Formatieren des Dateninhalts basierend auf dem zweiten Kommunikationsprotokoll umfasst, um den Dateninhalt unter Verwendung einer ungerichteten Übertragung über das zweite Frequenzband zu senden, und wobei

25

- das Senden des Dateninhalts über das zweite Frequenzband unter Verwendung des zweiten Kommunikationsprotokolls das Senden des Dateninhalts auf dem zweiten Frequenzband unter Verwendung des zweiten Kommunikationsprotokolls über eine zweite Kommunikationsverbindung umfasst.

30

35

40

45

8. Verfahren nach Anspruch 7, wobei das Formatieren des Dateninhalts in einer Protokollanpassungsschicht durchgeführt wird.

50

9. Dateninhaltsquellenvorrichtung, die umfasst:

- einen Sender (101, 200) zum Senden ausgehender Hochfrequenz- (HF-) Signale,
- einen Empfänger (202, 222) zum Empfangen eingehender HF-Signale und
- ein Verarbeitungsmodul (205), das einen Pro-

55

zessor umfasst und mit dem Sender und dem Empfänger verbunden ist, um eine Verarbeitung eines durch ein Kommunikationsprotokoll vorgegebenen Dateninhalts bereitzustellen, um:

- den Dateninhalt über eine Audio- und/oder Videoanwendungsprotokollschicht (405) zu formatieren, der ursprünglich zur Übertragung über ein erstes Frequenzband unter Verwendung eines ersten Kommunikationsprotokolls vorgesehen war, um diesen unter Verwendung eines zweiten Kommunikationsprotokolls über ein zweites Frequenzband zu senden, wobei der Dateninhalt in eine Mehrzahl Datenblöcke aufgeteilt wird, um einen Überlauf eines Puffers (410) in einer Zieleinrichtung (102) zu vermeiden, und wobei sich das erste Frequenzband in der Frequenz vom zweiten Frequenzband unterscheidet,

- mit der Zieleinrichtung unter Verwendung eines dritten Kommunikationsprotokolls über das zweite Frequenzband zu kommunizieren, wobei das dritte Kommunikationsprotokoll auf einer IEEE-802.11v-Spezifikation basiert, um Übertragungsspezifikationen festzulegen, die Übertragung des Dateninhalts über das zweite Frequenzband zu verwalten, eine Synchronisation der Mehrzahl Datenblöcke bei der Übertragung über das zweite Frequenzband beizubehalten und eine Übertragungsablaufverzögerung aufgrund der Aufteilung des Dateninhalts in die Mehrzahl Datenblöcke zu übermitteln,

- den Dateninhalt unter Verwendung des zweiten Kommunikationsprotokolls über das zweite Frequenzband zu senden, und

- über die Audio- und/oder Videoanwendungsprotokollschicht an eine Medienzugriffssteuerschicht der Dateninhaltsquellenvorrichtung (403) zu melden, um darüber zu informieren, dass der gesendete Dateninhalt der Dateninhalt ist, der ursprünglich zur Übertragung über das erste Frequenzband vorgesehen war, das eine höhere Datenrate als das zweite Frequenzband aufweist.

10. Vorrichtung nach Anspruch 9, wobei der Dateninhalt bei der Formatierung des Dateninhalts durch das Verarbeitungsmodul für das Internetprotokoll zur Übertragung über das zweite Frequenzband zu formatieren ist.

11. Vorrichtung nach Anspruch 9 oder 10, wobei das erste Kommunikationsprotokoll auf einer IEEE-802.11ad-Protokollspezifikation basiert.

Revendications

1. Procédé destiné à un dispositif source de contenu

de données, consistant à :

- formater un contenu de données par le biais d'une couche de protocole d'application audio et/ou vidéo (405), destiné à l'origine à une transmission sur une première bande de fréquence à l'aide d'un premier protocole de communication, à transmettre sur une seconde bande de fréquence à l'aide d'un deuxième protocole de communication, dans lequel le contenu de données est séparé en une pluralité de segments de données pour ne pas dépasser une mémoire tampon (410) dans un dispositif cible (102), et dans lequel la première bande de fréquence est différente en fréquence de la seconde bande de fréquence ;

communiquer avec le dispositif cible sur la seconde bande de fréquence à l'aide d'un troisième protocole de communication, dans lequel le troisième protocole de communication est basé sur une spécification IEEE 802.11 v, pour établir des spécifications de transmission, afin de gérer le transfert d'un contenu de données sur la seconde bande de fréquence, de conserver une synchronisation de la pluralité de segments de données lorsqu'ils sont transmis sur la seconde bande de fréquence, et d'acheminer un retard de planification de transmission en raison du contenu de données qui est séparé dans la pluralité de segments de données ;

transmettre le contenu de données sur la seconde bande de fréquence à l'aide du deuxième protocole de communication ; et

signaler, par le biais de la couche de protocole d'application audio et/ou vidéo, une couche de contrôle d'accès au support du dispositif source de contenu de données (403) pour donner instruction que le contenu de données qui est transmis est le contenu de données destiné à l'origine à la transmission sur la première bande de fréquence ayant un débit de données supérieur par rapport à la seconde bande de fréquence.
2. Procédé selon la revendication 1, dans lequel lors du formatage du contenu de données, le contenu de données est formaté pour un protocole Internet en vue d'une transmission sur la seconde bande de fréquence.
3. Procédé selon la revendication 2, dans lequel le premier protocole de communication est basé sur une spécification de protocole IEEE 802.11ad.
4. Procédé selon la revendication 2, dans lequel le premier protocole de communication est basé sur une spécification de protocole à ondes millimétriques.
5. Procédé selon la revendication 2, dans lequel le se-

cond protocole de communication est basé sur une spécification parmi une spécification de protocole IEEE 802.11a, IEEE 802.11b, IEEE 802.11g ou IEEE 802.11n.

6. Procédé selon la revendication 1, dans lequel la première bande de fréquence est une bande de 60 GHz et la seconde bande de fréquence est soit une bande de 2,4 GHz, soit une bande de 5 GHz.
7. Procédé selon la revendication 1, consistant en outre à :

formater le contenu de données dans un premier format sur la base d'un premier protocole de communication au niveau d'un dispositif source (101) pour transmettre le contenu de données sur la première bande de fréquence à l'aide d'une transmission directionnelle, dans lequel le contenu de données est séparé en une pluralité de premiers segments de données pour ne pas dépasser la mémoire tampon dans le dispositif cible ;

transmettre le contenu de données sur une première liaison de communication au niveau de la première bande de fréquence sur le dispositif cible ; et

détecter que la première liaison de communication sur le dispositif cible n'est pas présente, dans lequel

formater le contenu de données, destiné à l'origine à une transmission sur la première bande de fréquence à l'aide du premier protocole de communication, à transmettre sur la seconde bande de fréquence à l'aide du deuxième protocole de communication, consiste à formater le contenu de données sur la base du deuxième protocole de communication pour transmettre le contenu de données sur la seconde bande de fréquence à l'aide d'une transmission non directionnelle, et dans lequel

transmettre le contenu de données sur la seconde bande de fréquence à l'aide du deuxième protocole de communication consiste à transmettre le contenu de données sur une seconde liaison de communication au niveau de la seconde bande de fréquence à l'aide du deuxième protocole de communication.

8. Procédé selon la revendication 7, dans lequel le formatage du contenu de données est effectué dans une couche d'adaptation de protocole.
9. Appareil source de contenu de données, comprenant :

un émetteur (101, 200) pour transmettre des signaux de fréquence radio RF sortants ;

un récepteur (202, 222) pour recevoir des signaux RF entrants ; et
un module de traitement (205), comprenant un processeur et couplé à l'émetteur et au récepteur, pour fournir un traitement de contenu de données spécifié par un protocole de communication pour :

formater le contenu de données par le biais d'une couche de protocole d'application audio et/ou vidéo (405), destiné à l'origine à une transmission sur une première bande de fréquence à l'aide d'un premier protocole de communication, à transmettre sur une seconde bande de fréquence à l'aide d'un deuxième protocole de communication, dans lequel le contenu de données est séparé en une pluralité de segments de données pour ne pas dépasser une mémoire tampon (410) dans un dispositif cible (102), et dans lequel la première bande de fréquence est différente en fréquence par rapport à la seconde bande de fréquence ;
communiquer avec le dispositif cible sur la seconde bande de fréquence à l'aide d'un troisième protocole de communication, dans lequel le troisième protocole de communication est basé sur une spécification IEEE 802.11v, afin d'établir des spécifications de transmission, de gérer un transfert du contenu de données sur la seconde bande de fréquence, de conserver une synchronisation de la pluralité de segments de données lorsqu'ils sont transmis sur la seconde bande de fréquence, et d'acheminer un retard de planification de transmission en raison du contenu de données qui est séparé dans la pluralité de segments de données ;
transmettre le contenu de données sur la seconde bande de fréquence à l'aide du deuxième protocole de communication ; et signaler, par le biais de la couche de protocole d'application audio et/ou vidéo, une couche de contrôle d'accès au support de l'appareil source de contenu de données (403) pour donner instruction que le contenu de données qui est transmis est le contenu de données destiné à l'origine à la transmission sur la première bande de fréquence ayant un débit de données supérieur par rapport à la seconde bande de fréquence.

10. Appareil selon la revendication 9, dans lequel le module de traitement formate le contenu de données, le contenu de données doit être formaté pour un protocole Internet en vue d'une transmission sur la se-

conde bande de fréquence.

11. Appareil selon la revendication 9 ou 10, dans lequel le premier protocole de communication est basé sur une spécification de protocole IEEE 802.11 ad.

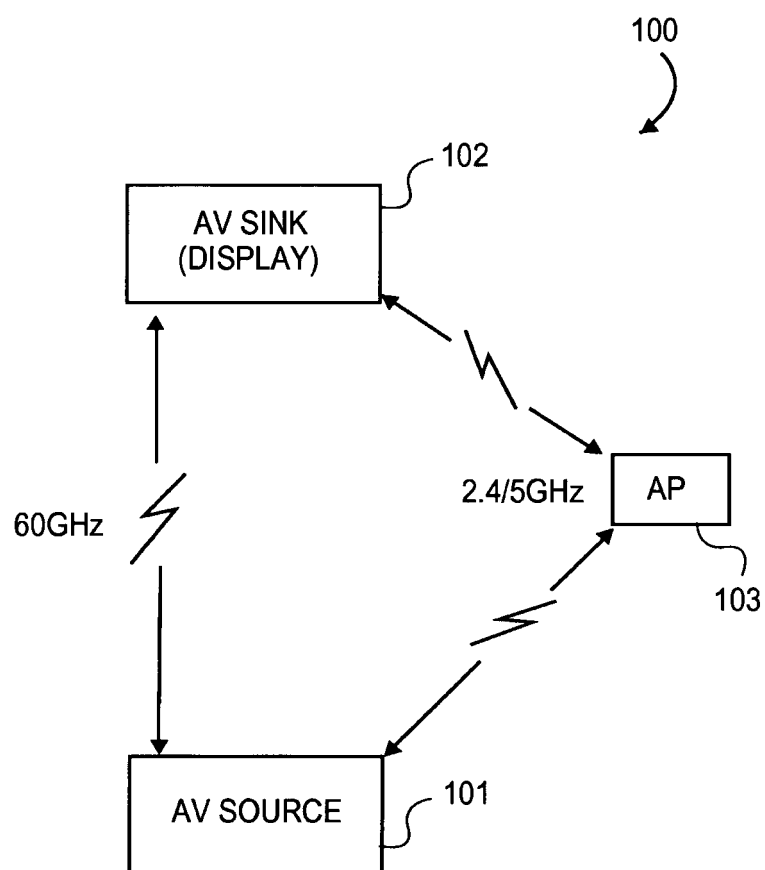


FIG. 1

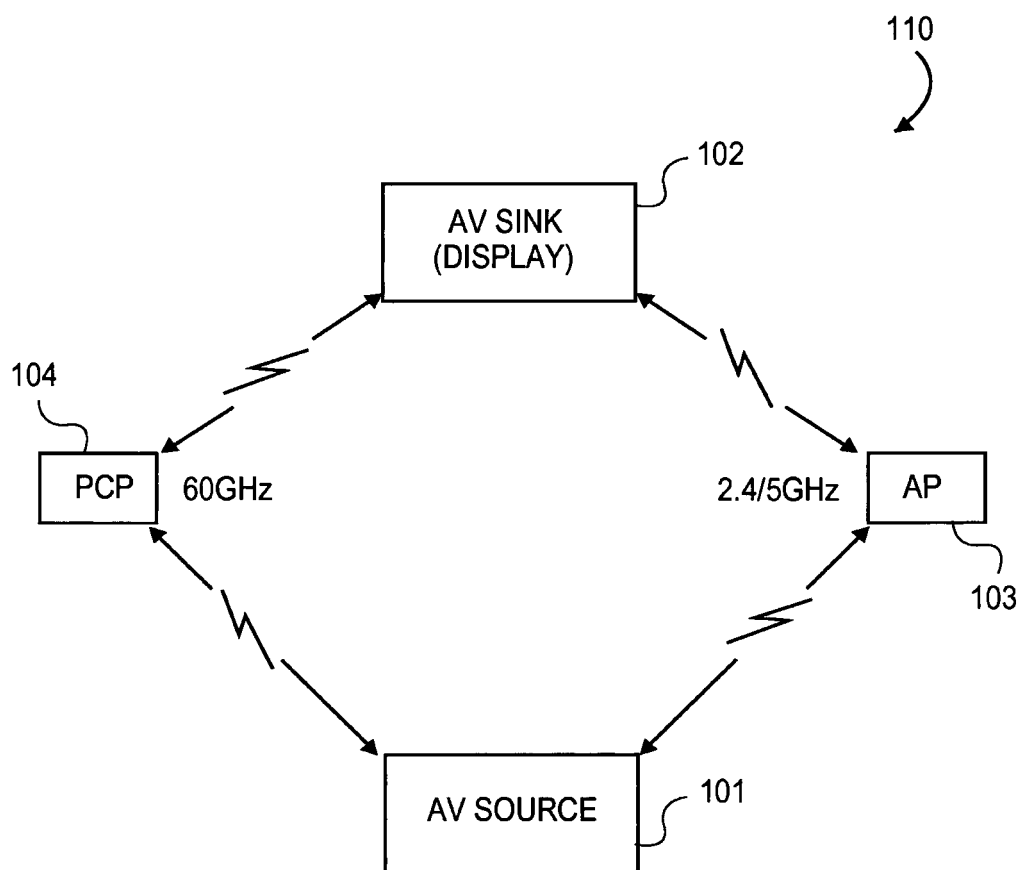


FIG. 2

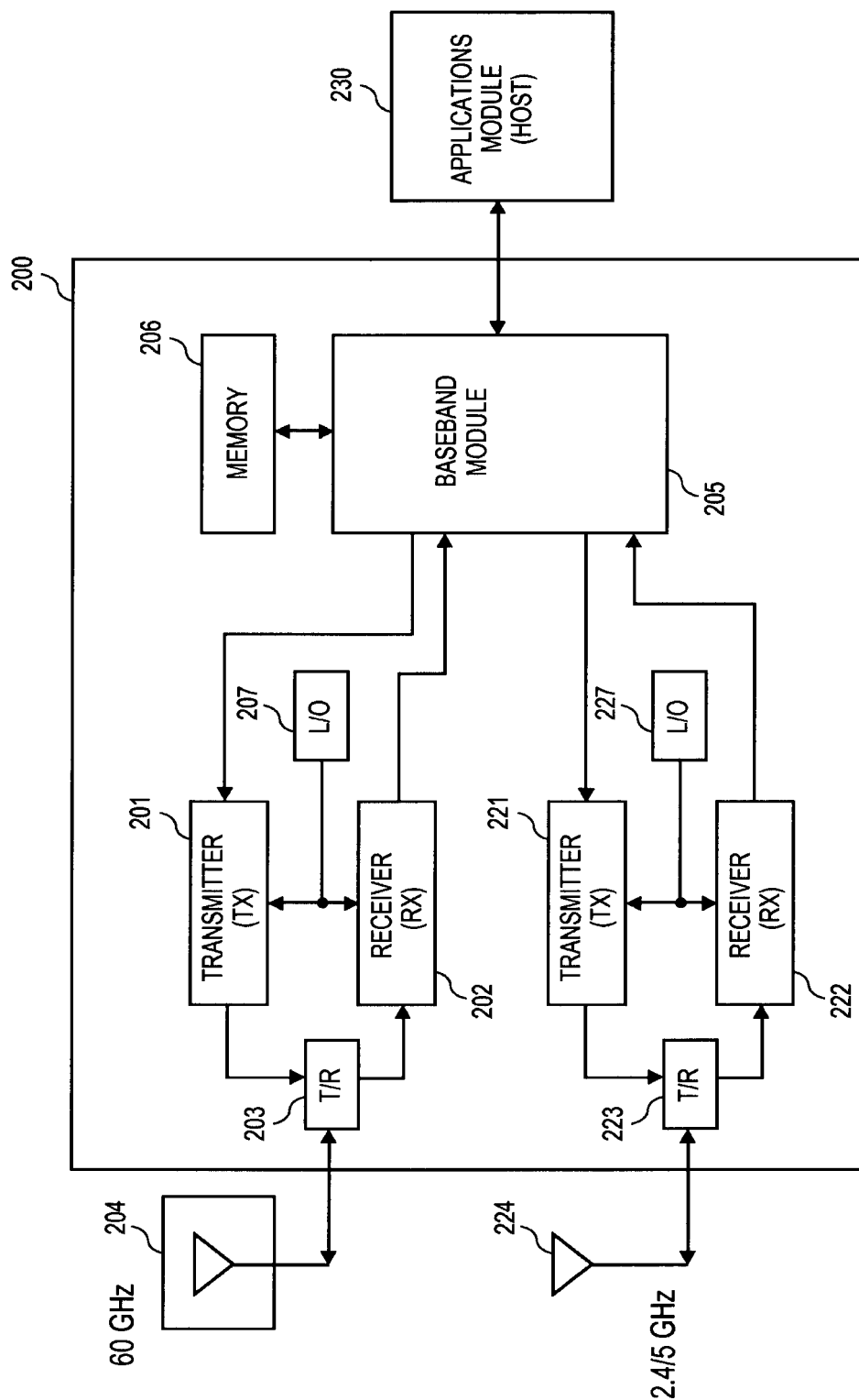


FIG. 3

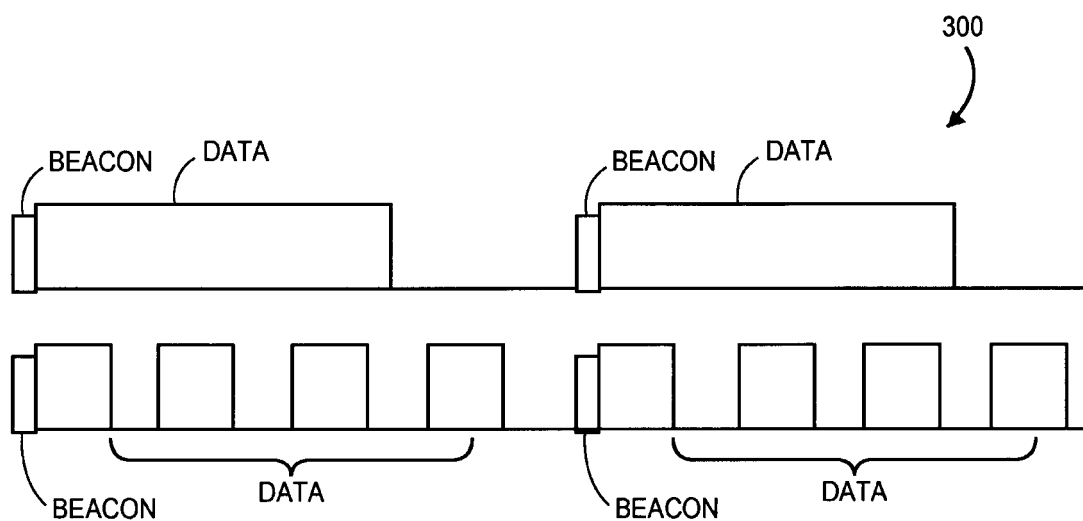


FIG. 4

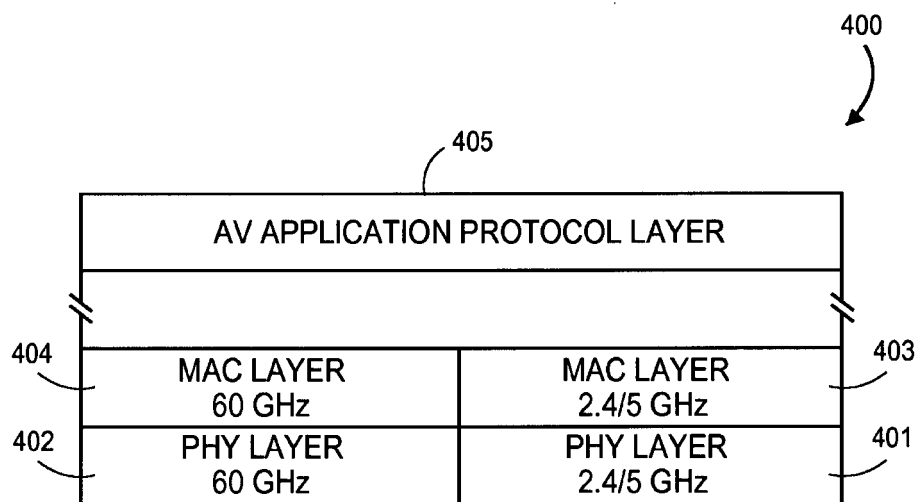


FIG. 5

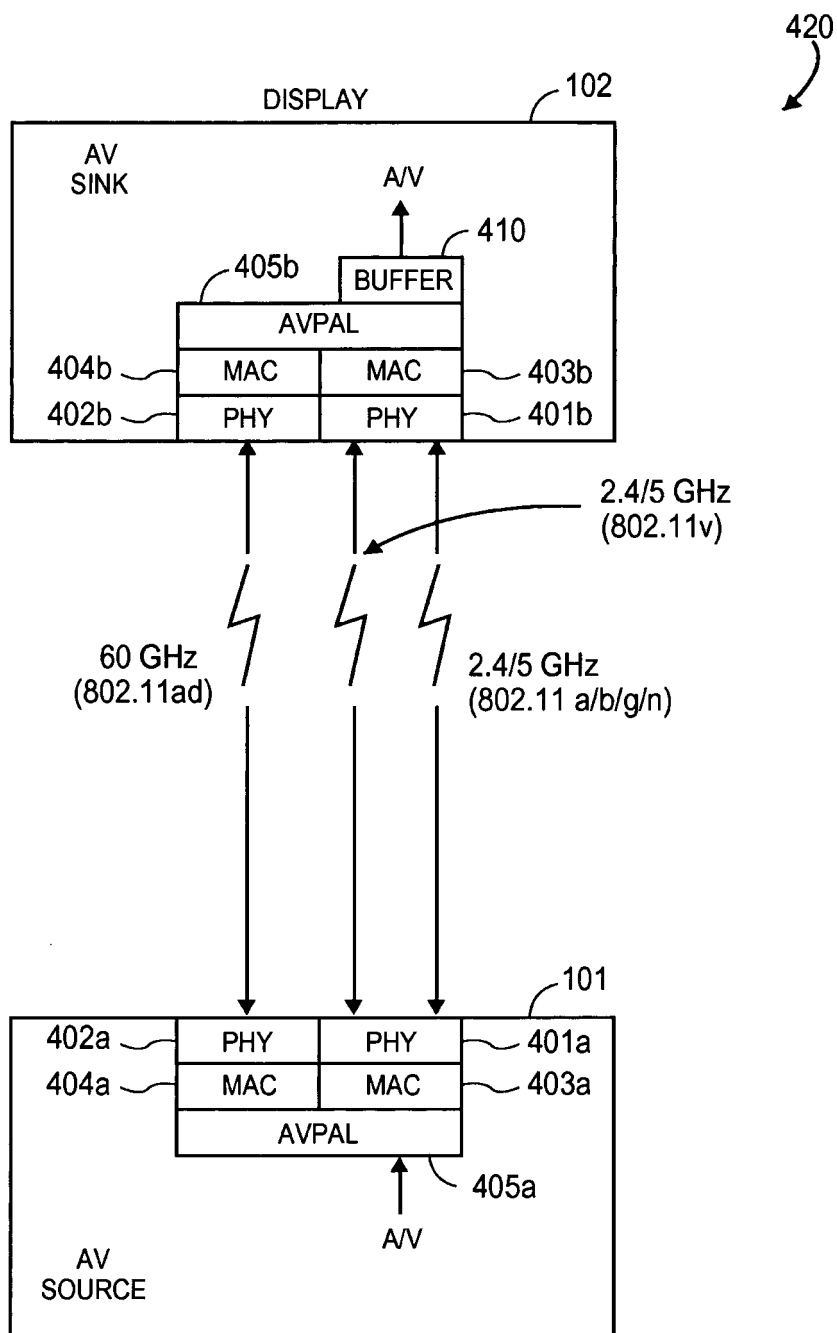
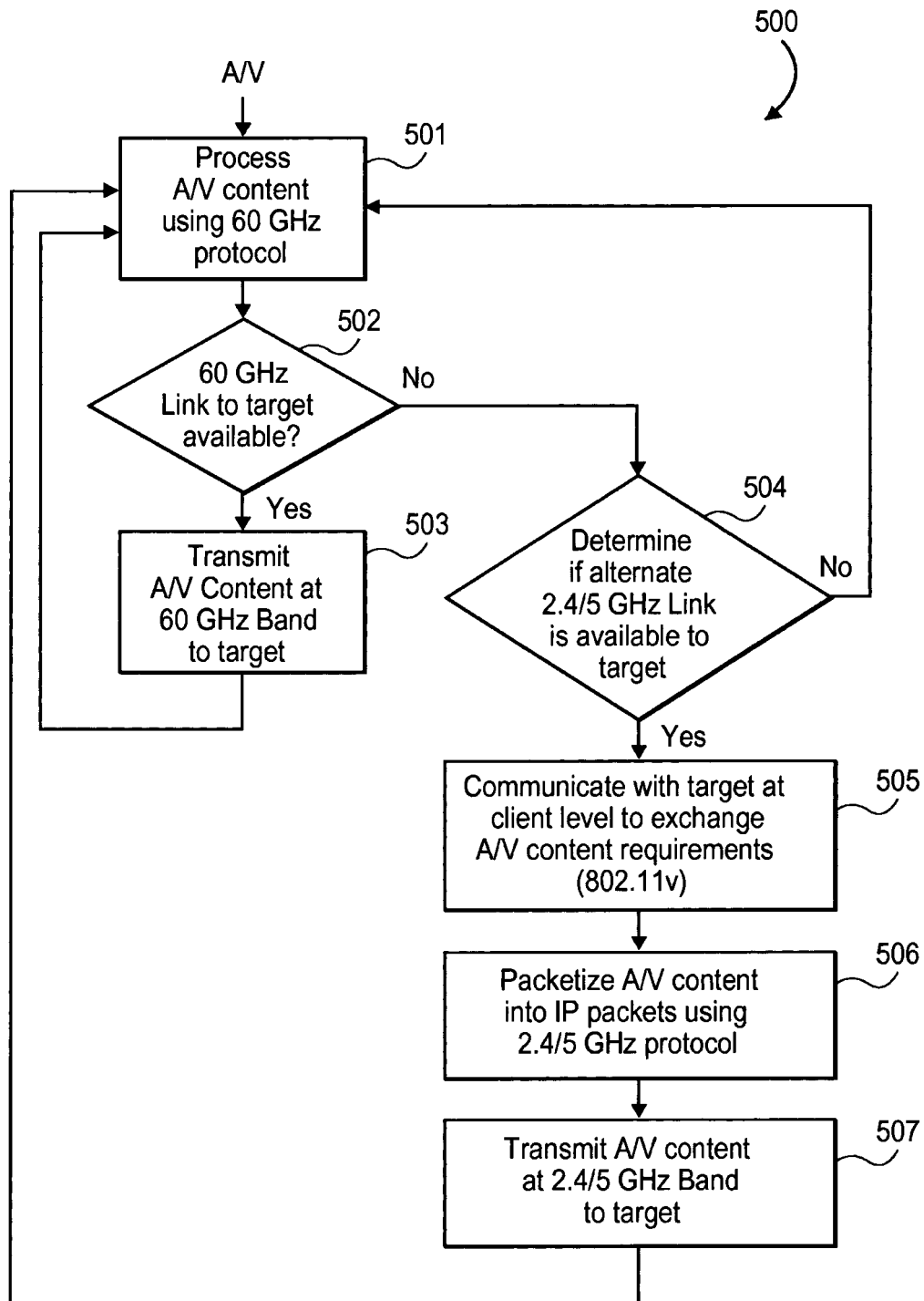


FIG. 6

**FIG. 7**

REFERENCES CITED IN THE DESCRIPTION

This list of references cited by the applicant is for the reader's convenience only. It does not form part of the European patent document. Even though great care has been taken in compiling the references, errors or omissions cannot be excluded and the EPO disclaims all liability in this regard.

Patent documents cited in the description

- US 20110065440 A1 [0009]