



(11) **EP 2 611 738 B9**

(12) **CORRECTED EUROPEAN PATENT SPECIFICATION**

- (15) Correction information:
Corrected version no 1 (W1 B1)
Corrections, see
Description Paragraph(s) 5, 7, 29, 51, 64
- (51) Int Cl.:
C02F 1/68 (2006.01)
- (86) International application number:
PCT/EP2011/063773
- (48) Corrigendum issued on:
17.02.2016 Bulletin 2016/07
- (87) International publication number:
WO 2012/020056 (16.02.2012 Gazette 2012/07)
- (45) Date of publication and mention
of the grant of the patent:
30.09.2015 Bulletin 2015/40
- (21) Application number: **11741467.2**
- (22) Date of filing: **10.08.2011**

(54) **MICRONIZED CACO3 SLURRY INJECTION SYSTEM FOR THE REMINERALIZATION OF DESALINATED AND FRESH WATER**

SYSTEM ZUR INJEKTION VON MIKRONISierter CACO3-GÜLLE FÜR DIE
REMINERALISIERUNG VON ENTSALZTEM UND FRISCHWASSER

SYSTÈME D'INJECTION DE BOUE CACO3 MICRONISÉE POUR LA REMINÉRALISATION DE
L'EAU DÉSALINISÉE ET DE L'EAU DOUCE

- | | |
|---|--|
| <p>(84) Designated Contracting States:
AL AT BE BG CH CY CZ DE DK EE ES FI FR GB
GR HR HU IE IS IT LI LT LU LV MC MK MT NL NO
PL PT RO RS SE SI SK SM TR</p> <p>(30) Priority: 20.08.2010 US 401854 P
13.08.2010 EP 10172771</p> <p>(43) Date of publication of application:
10.07.2013 Bulletin 2013/28</p> <p>(73) Proprietor: Omya International AG
4665 Oftringen (CH)</p> <p>(72) Inventors:
• SKOVBY, Michael
CH-8706 Meilen (CH)</p> | <p>• POFFET, Martine
CH-3007 Berne (CH)</p> <p>• BURI, Matthias
CH-4852 Rothrist (CH)</p> <p>• BLUM, René, Vinzenz
CH-4915 St. Urban (CH)</p> <p>(74) Representative: Glas, Holger
Maiwald Patentanwalts GmbH
Elisenhof
Elisenstrasse 3
80335 München (DE)</p> <p>(56) References cited:
WO-A1-2010/012691</p> |
|---|--|

Note: Within nine months of the publication of the mention of the grant of the European patent in the European Patent Bulletin, any person may give notice to the European Patent Office of opposition to that patent, in accordance with the Implementing Regulations. Notice of opposition shall not be deemed to have been filed until the opposition fee has been paid. (Art. 99(1) European Patent Convention).

EP 2 611 738 B9

Description

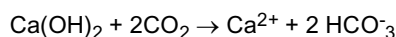
[0001] The invention relates to the field of water treatment, and more specifically to a process for remineralization of water and the use of calcium carbonate in such a process.

[0002] Drinking water has become scarce. Even in countries that are rich in water, not all sources and reservoirs are suitable for the production of drinking water, and many sources of today are threatened by a dramatic deterioration of the water quality. Initially feed water used for drinking purposes was mainly surface water and groundwater. However the treatment of seawater, brine, brackish waters, waste waters and contaminated effluent waters is gaining more and more importance for environmental and economic reasons.

[0003] In order to recover water from seawater or brackish water, for potable usages, several processes are known, which are of considerable importance for dry areas, coastal regions and sea islands, and such processes comprise distillation, electrolytic as well as osmotic or reverse osmotic processes. The water obtained by such processes is very soft and has a low pH value because of the lack of pH-buffering salts, and thus, tends to be highly reactive and unless treated, it can create severe corrosion difficulties during its transport in conventional pipelines. Furthermore, untreated desalinated water cannot be used directly as a source of drinking water. To prevent the dissolution of undesirable substances in pipeline systems, to avoid the corrosion of water works such as pipes and valves and to make the water palatable, it is necessary to remineralize the water.

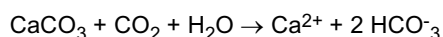
[0004] Conventional processes that are mainly used for the remineralization of water are lime dissolution by carbon dioxide and limestone bed filtration. Other, less common remineralization processes, comprise, e.g., the addition of hydrated lime and sodium carbonate, the addition of calcium sulfate and sodium bicarbonate, or the addition of calcium chloride and sodium bicarbonate.

[0005] The lime process involves treatment of lime solution with CO₂ acidified water, wherein the following reaction is involved:



[0006] As can be gathered from the above reaction scheme, two equivalents of CO₂ are necessary to convert one equivalent of Ca(OH)₂ into Ca²⁺ and bicarbonate for remineralization. This method is dependent on the addition of two equivalents of CO₂, in order to convert the basic anion hydroxide into the buffering bicarbonate species. For the remineralization of water, a saturated calcium hydroxide solution, commonly named lime water, of 0.1-0.2 wt.-% based on the total weight, is prepared from a lime milk (usually at most 5 wt.-%). Therefore a saturator to produce the lime water must thereof be used and large volumes of lime water are necessary to achieved the target level of remineralization. A further drawback of this method is that hydrated lime is corrosive and requires appropriate handling and specific equipment. Furthermore, a poorly controlled addition of hydrated lime to the soft water can lead to unwanted pH shifts due to the absence of buffering properties of lime.

[0007] The limestone bed filtration process comprises the step of passing the soft water through a bed of granular limestone dissolving the calcium carbonate in the water flow. Contacting limestone with CO₂ acidified water mineralizes the water according to:



[0008] Unlike the lime process, only one equivalent of CO₂ is stoichiometrically necessary to convert one equivalent of CaCO₃ into Ca²⁺ and bicarbonate for remineralization. Moreover, limestone is not corrosive and due to the buffering properties of CaCO₃ major pH shifts are prevented.

[0009] One additional advantage of using calcium carbonate instead of lime is its very low carbon dioxide footprint. In order to produce one ton of calcium carbonate 75 kg of CO₂ is emitted, whereas 750 kg of CO₂ is emitted for the production of one ton of lime. Therefore the use of calcium carbonate instead of lime presents some environmental benefits.

[0010] However, the dissolution rate of granular calcium carbonate is slow and large filters are needed for the limestone filtration process. That causes a sizeable footprint of these filters, and large plant surfaces are required for such limestone bed filtration systems.

[0011] Methods for remineralization of water using lime milk or a slurry of lime are described in US 7,374, 694 and EP 0 520826. US 5,914,046 describes a method for reducing the acidity in effluent discharges using a pulsed limestone bed.

[0012] Thus, considering the drawbacks of the known processes for remineralization of water, it is an object of the present invention to provide an alternative or improved process for remineralization of water.

[0013] Another object of the present invention is to provide a process for remineralization of water that does not require a corrosive compound, and thus, avoids the danger of incrustation, eliminates the need for corrosion resistant equipment,

and provides a safe environment for people working in the plant. It would also be desirable to provide a process that is environmental friendly and requires low amounts of carbon dioxide when compared to today's water remineralization with lime processes.

[0014] Another object of the present invention is to provide a process for remineralization of water, wherein the amount of minerals can be adjusted to the required values. Another object of the present invention is to provide a process for remineralization using limestone that allows the use of smaller remineralization units, or to provide a remineralization process that allows the use of smaller volumes of the remineralization compound, for instance, in comparison with the lime process. It would also be desirable to provide a process that can be operated on smaller plant surfaces than the limestone bed filtration process.

[0015] The foregoing and other objects are solved by the provision of a process for remineralization of water comprising the steps of (a) providing feed water, and (b) injecting gaseous carbon dioxide and a slurry into the feed water, wherein the slurry comprises micronized calcium carbonate.

[0016] According to another aspect of the present invention, a use of a micronized calcium carbonate for remineralization of water is provided.

[0017] Advantageous embodiments of the present invention are defined in the corresponding sub-claims.

[0018] According to one embodiment the concentration of calcium carbonate in the slurry is from 0.05 to 40 wt.-%, from 1 to 25 wt.-%, from 2 to 20 wt.-%, preferably from 3 to 15 wt.-%, and most preferably from 5 to 10 wt.-% based on the total weight of the slurry, or the concentration of calcium carbonate in the slurry is from 10 to 40 wt.-%, from 15 to 30 wt.-%, or from 20 to 25 wt.-% based on the total weight of the slurry. According to another embodiment the calcium carbonate has a particle size from 0.1 to 100 μm , from 0.5 to 50 μm , from 1 to 15 μm , preferably from 2 to 10 μm , most preferably 3 to 5 μm . According to still another embodiment the calcium carbonate has a HCl insoluble content from 0.02 to 2.5 wt.-%, 0.05 to 1.5 wt.-%, or 0.1 to 0.6 wt.-% based on the total weight of the micronized calcium carbonate. According to still another embodiment the calcium carbonate is a ground calcium carbonate, modified calcium carbonate, or precipitated calcium carbonate, or mixtures thereof. It is noted that calcium carbonate is the main constituent of marble, limestone and chalk. Calcite is a carbonate mineral and the most stable polymorph of calcium carbonate. The other polymorphs of calcium carbonate are the minerals aragonite and vaterite. Aragonite will change to calcite at 380-470°C, and vaterite is even less stable. According to one embodiment the slurry comprises further minerals containing magnesium, potassium or sodium, preferably magnesium carbonate, calcium magnesium carbonate, e.g. dolomitic limestone, calcareous dolomite, dolomite or half-burnt dolomite; magnesium oxide such as burnt dolomite, magnesium sulfate, potassium hydrogen carbonate, or sodium hydrogen carbonate. According to another embodiment the slurry is freshly prepared by mixing water and the calcium carbonate. According to still another embodiment the time period between the preparation of the slurry and the injection of the slurry is less than 48 hours, less than 24 hours, less than 12 hours, less than 5 hours, less than 2 hours or less than 1 hour. According to still another embodiment the injected slurry meets microbiological quality requirements specified by the national guidelines for drinking water.

[0019] According to one embodiment the obtained remineralized water has a calcium concentration as calcium carbonate from 15 to 200 mg/l, preferably from 50 to 150 mg/l, and most preferred from 100 to 125 mg/l, or from 15 to 100 mg/l, preferably from 20 to 80 mg/l, and most preferably from 40 to 60 mg/l. According to another embodiment the obtained remineralized water has a magnesium concentration from 5 to 25 mg/l, preferably from 5 to 15 mg/l, and most preferred from 8 to 12 mg/l. According to still another embodiment the remineralized water has a turbidity value of lower than 5.0 NTU, lower than 1.0 NTU, lower than 0.5 NTU, or lower than 0.3 NTU. According to still another embodiment the remineralized water has a Langelier Saturation Index from -1 to 2, preferably from -0.5 to 0.5, most preferred from -0.2 to 0.2. According to still another embodiment the remineralized water has a Slit Density Index SDI_{15} below 5, preferably below 4, and most preferred below 3. According to still another embodiment the remineralized water has a Membrane Fouling Index $\text{MFI}_{0.45}$ below 4, preferably below 2.5, most preferred below 2.

[0020] According to one embodiment the feed water is desalinated seawater, brackish water or brine, treated wastewater or natural water such as ground water, surface water or rainfall.

[0021] According to one embodiment the carbon dioxide is injected in a first step, and the slurry is injected subsequently in a second step, or the slurry is injected in a first step and the carbon dioxide is injected subsequently in a second step, or the carbon dioxide and the slurry are injected simultaneously. According to another embodiment carbon dioxide is injected in the water used for the slurry preparation.

[0022] According to one embodiment the remineralized water is blended with feed water. According to another embodiment the process further comprises a particle removal step.

[0023] According to one embodiment the process further comprises the steps of (c) measuring a parameter value of the remineralized water, wherein the parameter is selected from the group comprising alkalinity, conductivity, total hardness, calcium concentration, pH, CO_2 concentration, total dissolved solids, and turbidity of the remineralized water, (d) comparing the measured parameter value with a predetermined parameter value, and (e) providing the amount of injected carbon dioxide and/or slurry on the basis of the difference between the measured and the predetermined parameter value. According to another embodiment the predetermined parameter value is a pH value, wherein the pH

value is from 5.5 to 9, preferably from 7 to 8.5.

[0024] According to one embodiment the micronized calcium carbonate is used for remineralization of water, wherein the remineralized water is selected from drinking water, recreation water such as water for swimming pools, industrial water for process applications, irrigation water, or water for aquifer or well recharge.

[0025] The term "alkalinity (TAC)" as used in the present invention is a measure of the ability of a solution to neutralize acids to the equivalence point of carbonate or bicarbonate. The alkalinity is equal to the stoichiometric sum of the bases in solution and is specified in mg/l as CaCO_3 . The alkalinity may be measured with a titrator.

[0026] For the purpose of the present invention the term "calcium concentration" refers to the total calcium content in the solution and is specified in mg/l as Ca^{2+} or as CaCO_3 . The concentration may be measured with a titrator.

[0027] "Conductivity" in the meaning of the present invention is used as an indicator of how salt-free, ion-free, or impurity-free the measured water is; the purer the water, the lower the conductivity. The conductivity can be measured with a conductivity meter and is specified in $\mu\text{S}/\text{cm}$.

[0028] "Ground calcium carbonate (GCC)" in the meaning of the present invention is a calcium carbonate obtained from natural sources including marble, chalk or limestone, and processed through a treatment such as grinding, screening and/or fractionizing by wet and/or dry, for example, by a cyclone. It is known to the skilled person that ground calcium carbonate can inherently contain a defined concentration of magnesium, such as it is the case for dolomitic calcite.

[0029] The term "Langelier Saturation Index (LSI)" as used in the present invention describes the tendency of an aqueous liquid to be scale-forming or corrosive, with a positive LSI indicating scale-forming tendencies and a negative LSI indicating a corrosive character. A balanced Langelier Saturation Index, i.e. $\text{LSI}=0$, therefore means that the aqueous liquid is in chemical balance. The LSI is calculated as follows:

$$\text{LSI} = \text{pH} - \text{pH}_s,$$

wherein pH is the actual pH value of the aqueous liquid and pH_s is the pH value of the aqueous liquid at CaCO_3 saturation. The pH_s can be estimated as follows:

$$\text{pH}_s = (9.3 + A + B) - (C + D),$$

wherein A is the numerical value indicator of total dissolved solids (TDS) present in the aqueous liquid, B is the numerical value indicator of temperature of the aqueous liquid in K, C is the numerical value indicator of the calcium concentration of the aqueous liquid in mg/l of CaCO_3 , and D is the numerical value indicator of alkalinity of the aqueous liquid in mg/l of CaCO_3 . The parameters A to D are determined using the following equations:

$$A = (\log_{10}(\text{TDS}) - 1)/10,$$

$$B = -13.12 \times \log_{10}(T + 273) + 34.55,$$

$$C = \log_{10}[\text{Ca}^{2+}] - 0.4,$$

$$D = \log_{10}(\text{TAC}),$$

wherein TDS are the total dissolved solids in mg/l, T is the temperature in $^{\circ}\text{C}$, $[\text{Ca}^{2+}]$ is the calcium concentration of the aqueous liquid in mg/l of CaCO_3 , and TAC is the alkalinity of the aqueous liquid in mg/l of CaCO_3 .

[0030] The term "Silt Density Index (SDI)" as used in the present invention refers to the quantity of particulate matter in water and correlates with the fouling tendency of reverse osmosis or nanofiltration systems. The SDI can be calculated, e.g., from the rate of plugging of a $0.45 \mu\text{m}$ membrane filter when water is passed through at a constant applied water pressure of 208.6 kPa. The SDI_{15} value is calculated from the rate of plugging of a $0.45 \mu\text{m}$ membrane filter when water is passed through at a constant applied water pressure of 208.6 kPa during 15 min. Typically, spiral wound reverse osmosis systems will need an SDI less than 5, and hollow fiber reverse osmosis systems will need an SDI less than 3.

[0031] The term "Modified Fouling Index (MFI)" as used in the present invention refers to the concentration of suspended matter and is a more accurate index than the SDI for predicting the tendency of a water to foul reverse osmosis or

nanofiltration membranes. The method that can be used for determining the MFI may be the same as for the SDI except that the volume is recorded every 30 seconds over a 15 minute filtration period. The MFI can be obtained graphically as the slope of the straight part of the curve when t/V is plotted against V (t is the time in seconds to collect a volume of V in liters). A MFI value of <1 corresponds to a SDI value of about <3 and can be considered as sufficiently low to control colloidal and particulate fouling.

[0032] In case an ultrafiltration (UF) membrane is used for MFI measurements, the index is called MFI-UF in contrast to the $MFI_{0.45}$ where a $0.45\ \mu\text{m}$ membrane filter is used.

[0033] For the purpose of the present invention, the term "micronized" refers to a particle size in the micrometer range, e.g., a particle size from 0.1 to $100\ \mu\text{m}$. The micronized particles may be obtained by techniques based on friction, e.g., milling or grinding either under wet or dry conditions. However, it is also possible to produce the micronized particles by any other suitable method, e.g., by precipitation, rapid expansion of supercritical solutions, spray drying, classification or fractionation of natural occurring sands or muds, filtration of water, sol-gel processes, spray reaction synthesis, flame synthesis, or liquid foam synthesis.

[0034] Throughout the present document, the "particle size" of a calcium carbonate product is described by its distribution of particle sizes. The value d_x represents the diameter relative to which $x\%$ by weight of the particles have diameters less than d_x . This means that the d_{20} value is the particle size at which $20\ \text{wt.}\%$ of all particles are smaller, and the d_{75} value is the particle size at which $75\ \text{wt.}\%$ of all particles are smaller. The d_{50} value is thus the weight median particle size, i.e. $50\ \text{wt.}\%$ of all grains are bigger or smaller than this particle size. For the purpose of the present invention the particle size is specified as weight median particle size d_{50} unless indicated otherwise. For determining the weight median particle size d_{50} value for particles having a d_{50} greater than $0.5\ \mu\text{m}$, a Sedigraph 5100 device from the company Micromeritics, USA can be used.

[0035] "Precipitated calcium carbonate (PCC)" in the meaning of the present invention is a synthesized material, generally obtained by precipitation following the reaction of carbon dioxide and lime in an aqueous environment or by precipitation of a calcium and carbonate source in water or by precipitation of calcium and carbonate ions, for example CaCl_2 and Na_2CO_3 , out of solution.

[0036] The term "remineralization" as used in the present invention refers to the restoration of minerals in water not containing minerals at all or in a sufficient amount to obtain a water that is palatable. A remineralization can be achieved by adding at least calcium carbonate to the water to be treated. Optionally, e.g., for health-related benefits or to ensure the appropriate intake of some essential minerals and trace elements, further substances may be mixed to the calcium carbonate and then added to the water during the remineralization process. According to the national guidelines on human health and drinking water quality, the remineralized product may comprise additional minerals containing magnesium, potassium or sodium, e.g., magnesium carbonate, magnesium sulfate, potassium hydrogen carbonate, sodium hydrogen carbonate or other minerals containing essential trace elements.

[0037] For the purpose of the present invention, a "slurry" comprises insoluble solids and water and optionally further additives and usually contains large amounts of solids and, thus, is more viscous and generally of higher density than the liquid from which it is formed.

[0038] The term "total dissolved solids (TDS)" as used in the present invention is a measure of the combined content of all inorganic and organic substances contained in a liquid in molecular, ionized or micro-granular (colloidal sol) suspended form. Generally the operational definition is that the solids must be small enough to survive filtration through a sieve the size of two micrometer. The total dissolved solids can be estimated with a conductivity meter and are specified in mg/l .

[0039] "Turbidity" in the meaning of the present invention describes the cloudiness or haziness of a fluid caused by individual particles (suspended solids) that are generally invisible to the naked eye. The measurement of turbidity is a key test of water quality and can be carried out with a nephelometer. The units of turbidity from a calibrated nephelometer as used in the present invention are specified as Nephelometric Turbidity Units (NTU).

[0040] The inventive process for remineralization of water comprises the steps of (a) providing feed water, and (b) injecting gaseous carbon dioxide and a slurry into the feed water, wherein the slurry comprises micronized calcium carbonate.

[0041] The feed water to be used in the inventive process can be derived from various sources. The feed water preferably treated by the process of the present invention is desalinated seawater, brackish water or brine, treated wastewater or natural water such as ground water, surface water or rainfall.

[0042] According to one embodiment of the present invention, the feed water can be pretreated. A pretreatment may be necessary, e.g., in case the feed water is derived from surface water, groundwater or rainwater. For example, to achieve the drinking water guidelines the water need to be treated through the use of chemical or physical techniques in order to remove pollutants such as organics and undesirable minerals. For example, ozonation can be used as a first pretreatment step, followed then by coagulation, flocculation, or decantation as a second treatment step. For example, iron(III) salts such as FeClSO_4 or FeCl_3 , or aluminum salts such as AlCl_3 , $\text{Al}_2(\text{SO}_4)_3$ or polyaluminium may be used as flocculation agents. The flocculated materials can be removed from the feed water, e.g., by means of sand filters or multi-

layered filters. Further water purification processes that may be used to pretreat the feed water are described, e.g., in EP 1 975 310, EP 1 982 759, EP 1 974 807, or EP 1 974 806.

[0043] According to another exemplary embodiment of the present invention, sea water or brackish water is firstly pumped out of the sea by open ocean intakes or subsurface intakes such as wells, and then it undergoes physical pretreatments such as screens, sedimentation or sand removal process. Depending on the required water quality, additional treatment steps such as coagulation and flocculation may be necessary in order to reduce potential fouling on the membranes. The pretreated seawater or brackish water may then be distilled, e.g., using multiple stage flash, multiple effect distillation, or membrane filtration such as ultrafiltration or reverse osmosis, to remove the remaining particulates and dissolved substances.

[0044] According to step (b) of the inventive process, gaseous carbon dioxide and a slurry comprising micronized calcium carbonate are injected into the feed water. According to one embodiment the carbon dioxide is injected in a first step, and the slurry is injected subsequently in a second step. According to an alternative embodiment, the slurry is injected in a first step, and the carbon dioxide is injected in a second step. However, it is also possible to inject the carbon dioxide and the slurry simultaneously. Preferably, the carbon dioxide is injected in a first step, and the slurry is injected subsequently in a second step. Without being bound to any theory, it is believed that injecting the carbon dioxide first will speed up the reaction.

[0045] The gaseous carbon dioxide may be obtained from a storage tank, in which it is held in the liquid phase. Depending on the consumption rate of carbon dioxide and the environment either cryogenic or conventionally insulated tanks may be used. The conversion of the liquid carbon dioxide into the gaseous carbon dioxide can be done using an air heated vaporizer, or an electrical or steam based vaporizing system. If necessary, the pressure of the gaseous carbon dioxide can be reduced prior to the injection step, e.g., by using a pressure reducing valve.

[0046] The gaseous carbon dioxide can be injected into a stream of feed water at a controlled rate, forming an dispersion of carbon dioxide bubbles in the stream and allowing the bubbles to dissolve therein. For example, the dissolution of carbon dioxide in the feed water can be facilitated by providing the feed water stream at a flow rate of 40-60 mg/l according to the starting CO₂ concentration in the permeate/distillate, the final target pH value (excess CO₂) and final target calcium concentration (added CaCO₃). According to an exemplary embodiment, the carbon dioxide is introduced into the stream of feed water at a turbulent region thereof, wherein the turbulence can be created, e.g., by a restriction in the pipeline. For example, the carbon dioxide may be introduced into the throat of a venturi disposed in the pipeline. The narrowing of the cross sectional area of the pipeline at the throat of the venturi creates turbulent flow of sufficient energy to break up the carbon dioxide into relatively small bubbles and thereby facilitate its dissolution. According to one embodiment, the carbon dioxide is introduced under pressure into the stream of water. According to another embodiment of the present invention, the dissolution of carbon dioxide in the feed water is facilitated by a static mixer.

[0047] A flow control valve or other means may be used to control the rate of flow of carbon dioxide into the stream. For example, a CO₂ dosing block and a CO₂ in-line measuring device may be used to control the rate of the CO₂ flow. According to one exemplary embodiment of the invention, the CO₂ is injected using a combined unit comprising a CO₂ dosing unit, a static mixer and an in-line CO₂ measuring device.

[0048] The carbon dioxide acidifies the feed water by forming carbonic acid. The amount of carbon dioxide that is injected into the feed water will depend on the amount of carbon dioxide that is already present in the feed water. The amount of carbon dioxide that is already present in feed water, in turn, will depend, e.g., on the treatment up-stream of the feed water. Feed water, for example, that has been desalinated by flash evaporation will contain another amount of carbon dioxide, and thus another pH, than feed water that has been desalinated by reverse osmosis. Feed water, for example, that has been desalinated by reverse osmosis may have a pH of about 5.3 and can have a low concentration of CO₂, e.g. of 2 - 5 mg/l.

[0049] The remineralization of the feed water is induced by injecting the slurry comprising the micronized calcium carbonate into the feed water.

[0050] The slurry that is injected into the feed water comprises micronized calcium carbonate. According to one embodiment the concentration of calcium carbonate in the slurry is from 0.05 to 40 wt.-%, from 1 to 25 wt.-%, from 2 to 20 wt.-%, from 3 to 15 wt.-%, or from 5 to 10 wt.-% based on the total weight of the slurry. According to another embodiment the concentration of calcium carbonate in the slurry is from 10 to 40 wt.-%, from 15 to 30 wt.-%, or from 20 to 25 wt.-% based on the total weight of the slurry.

[0051] The micronized calcium carbonate possesses a particle size in the micrometer range. According to one embodiment, the micronized calcium has a particle size from 0.1 to 100 µm, from 0.5 to 50 µm, from 1 to 15 µm, 2 to 10 µm or from 3 to 5 µm.

[0052] Examples for suitable calcium carbonates are ground calcium carbonate, modified calcium carbonate or precipitated calcium carbonate, or a mixture thereof. A natural ground calcium carbonate (GCC) may feature, e.g., one or more of marble, limestone, chalk, and/or dolomite. A precipitated calcium carbonate (PCC) may feature, e.g., one or more of aragonitic, vateritic and/or calcitic mineralogical crystal forms. Aragonite is commonly in the acicular form, whereas vaterite belongs to the hexagonal crystal system. Calcite can form scalenohedral, prismatic, spherulic, and

rhombohedral forms. A modified calcium carbonate may feature a natural ground or precipitated calcium carbonate with a surface and/or internal structure modification, e.g., the calcium carbonate may be treated or coated with a hydrophobising surface treatment agent such as, e.g. an aliphatic carboxylic acid or a siloxane. Calcium carbonate may be treated or coated to become cationic or anionic with, for example, a polyacrylate or polyadmac.

[0053] According to one embodiment of the present invention, the micronized calcium carbonate is a ground calcium carbonate (GCC). According to a preferred embodiment, the micronized calcium carbonate is a ground calcium carbonate having a particle size from 3 to 5 μm .

[0054] According to another embodiment of the present invention, the micronized calcium carbonate comprises a HCl insoluble content from 0.02 to 2.5 wt.-%, 0.05 to 1.5 wt.-%, or 0.1 to 0.6 wt.-% based on the total weight of the micronized calcium carbonate. Preferably, the HCl insoluble content of the micronized calcium carbonate does not exceed 0.6 wt.-% based on the total weight of the micronized calcium carbonate. The HCl insoluble content may be, e.g., minerals such as quartz, silicate or mica.

[0055] In addition to the micronized calcium carbonate, the slurry can comprise further micronized minerals. According to one embodiment, the slurry can comprise micronized magnesium carbonate, calcium magnesium carbonate, e.g. dolomitic limestone, calcareous dolomite, dolomite or half-burnt dolomite; magnesium oxide such as burnt dolomite, magnesium sulfate, potassium hydrogen carbonate, sodium hydrogen carbonate or other minerals containing essential trace elements.

[0056] According to one embodiment of the present invention, the slurry is freshly prepared by mixing water and the micronized calcium carbonate. The on-site preparation of the slurry may be preferred since premixed slurries may require the addition of further agents such as stabilizers or biocides, which may be unwanted compounds in the remineralized water. According to one preferred embodiment of the present invention, the time period between the preparation of the slurry and the injection of the slurry is short enough to avoid bacterial growth in the slurry. According to one exemplary embodiment, the time period between the preparation of the slurry and the injection of the slurry is less than 48 hours, less than 24 hours, less than 12 hours, less than 5 hours, less than 2 hours or less than 1 hour. According to another embodiment of the present invention, the injected slurry meets the microbiological quality requirements specified by the national guidelines for drinking water.

[0057] The slurry can be prepared, for example, using a mixer such as a mechanical stirrer for dilute slurries, or a specific powder-liquid mixing device for more concentrate slurries. Depending on the concentration of the prepared slurry the mixing time may be from 0.5 to 30 min, from 1 to 20 min, from 2 to 10 min, or from 3 to 5 min. According to one embodiment of the present invention, the slurry is prepared using a mixing machine, wherein the mixing machine enables simultaneous mixing and dosing of the slurry.

[0058] The water used to prepare the slurry can be, e.g., distilled water, feed water or industrial water. According to one preferred embodiment of the present invention, the water used to prepare the slurry is feed water, e.g. permeate or distillate obtained from a desalination process. According to one exemplary embodiment, the water used to prepare the slurry is acidified with carbon dioxide. Without being bound to any theory, it is believed that such an CO_2 -pretreatment of the water used to prepare the slurry increases the dissolution of calcium carbonate in the water, and thus decreases the reaction time.

[0059] According to one embodiment the slurry comprising micronized calcium carbonate is injected directly into a stream of feed water. For example, the slurry can be injected into the feed water stream at a controlled rate by means of a pump communicating with a storage vessel for the slurry. Preferably, the slurry may be injected into the feed water stream at a rate of 1 to 10 liter per cubic meter of feed water depending on the slurry concentration. According to another embodiment the slurry comprising micronized calcium carbonate is mixed with the feed water in a reaction chamber, e.g., using a mixer such as a mechanical stirrer. According to still another embodiment the slurry is injected in a tank receiving the entire flow of feed water.

[0060] According to one embodiment of the present invention, only a part of the feed water is remineralized by injecting the slurry, and subsequently, the remineralized water is blended with untreated feed water. Optionally, only a part of the feed water is remineralized to a high calcium carbonate concentration in comparison with the final target values, and subsequently, the remineralized water is blended with untreated feed water.

[0061] According to another embodiment the treated water or part of the treated water is filtered, e.g., by ultra filtration, to further reduce the turbidity level of the remineralized water.

[0062] According to one embodiment of the present invention, the slurry is injected in such an amount that complete dissolution of the calcium carbonate is achieved. For example, the injection of CO_2 and slurry comprising calcium carbonate is tuned in such a way, that for one equivalent of CO_2 one equivalent of calcium carbonate is added into the feed water, or CO_2 can be injected at a defined excess in order to arrive at a defined pH. According to one embodiment, the inventive process is carried out in such a way that remineralization and neutralization of the CO_2 acidified feed water is achieved simultaneously.

[0063] If necessary, excess carbon dioxide can be stripped from the remineralized water using a gas stripping system. The excess carbon dioxide can be recycled for use in the inventive process.

[0064] The amounts of carbon dioxide and calcium carbonate injected into the feed water are selected so as to give a water of desired quality. For example the quality of the remineralized water can be assessed by the Langelier Saturation Index (LSI). According to one embodiment, the remineralized water has a Langelier Saturation Index from -1 to 2, preferably from -0.5 to 0.5, most preferred from -0.2 to 0.2. According to another embodiment, the remineralized water has a Slit Density Index SDI_{15} below 5, preferably below 4, and most preferred below 3. According to still another embodiment the remineralized water has a Membrane Fouling Index $MFI_{0.45}$ below 4, preferably below 2.5, most preferred below 2. The assessment can be done, e.g., by measuring the pH of the treated feed water continuously. Depending on the remineralization system, the pH of the treated pH can be measured, e.g., in a stream of treated water, in a reaction chamber, wherein the slurry and the feed water is mixed, or in a storage tank for the remineralized water. According to one embodiment of the present invention, the pH is measured 30 min, 20 min, 10 min, 5 min or 2 min after the remineralization step. The measurement of the pH value may be done at room temperature, i.e. at about 20°C.

[0065] According to one exemplary embodiment of the invention, the amount of the injected carbon dioxide and/or the slurry is controlled by detecting the pH value of the treated feed water. Alternatively or additionally, the amount of injected carbon dioxide and/or the slurry is controlled by detecting parameters such as alkalinity, conductivity, total hardness, calcium concentration, CO_2 concentration, pH, total dissolved solids, or turbidity. According to one embodiment, the process of the present invention further comprises the steps of (c) measuring a parameter value of the remineralized water, wherein the parameter is selected from the group comprising alkalinity, conductivity, total hardness, calcium concentration, CO_2 concentration, pH, total dissolved solids, or turbidity of the remineralized water, (d) comparing the measured parameter value with a predetermined parameter value, and (e) providing the amount of injected carbon dioxide and/or slurry on the basis of the difference between the measured and the predetermined parameter value.

[0066] According to one embodiment, the predetermined parameter value is a pH value, wherein the pH value is from 5.5 to 9, preferably from 7 to 8.5.

[0067] Fig. 1 shows a scheme of an apparatus that can be used for operating the inventive method. Feed water flows from a reservoir (1) into a pipeline (2). The pipeline (2) has a gas inlet (6) through which carbon dioxide from a carbon dioxide source (4) can be injected into the feed water. A second inlet (10) is located downstream of the gas inlet (6) through which the slurry comprising micronized calcium carbonate is injected into the feed water stream from a storage tank (9) for the slurry. The slurry is prepared on-site using a suitable mixer (8) by mixing water that is obtained from the reservoir (1) via a pipe (12) and micronized calcium carbonate obtained from a storage container (7). Optionally, carbon dioxide can be injected into the water for preparing the slurry via a gas inlet (5). The pH of the remineralized water can be measured downstream of the slurry inlet (10) on a sample point (11). According to one embodiment the flow rate of the feed water is 20000 and 500000 m³ per day.

[0068] The inventive process may be used to produce drinking water, recreation water such as water for swimming pools, industrial water for process applications, irrigation water, or water for aquifer or well recharge.

[0069] According to one embodiment, the carbon dioxide and calcium carbonate concentrations in the remineralized water meet the required values for drinking water quality, which are set by national guidelines. According to one embodiment the remineralized water obtained by the inventive process has a calcium concentration from 15 to 200 mg/l as $CaCO_3$, preferably from 50 to 150 mg/l as $CaCO_3$, and most preferred from 100 to 125 mg/l as $CaCO_3$, or from 15 to 100 mg/l, preferably from 20 to 80 mg/l, and most preferably from 40 to 60 mg/l. In case the slurry comprises a further magnesium salt such as magnesium carbonate, or magnesium sulfate, the remineralized water obtained by the inventive process may have a magnesium concentration from 5 to 25 mg/l, preferably from 5 to 15 mg/l, and most preferred from 8 to 12 mg/l.

[0070] According to one embodiment of the present invention the remineralized water has a turbidity of lower than 5.0 NTU, lower than 1.0 NTU, lower than 0.5 NTU, or lower than 0.3 NTU.

[0071] According to one exemplary embodiment of the present invention the remineralized water has a LSI from -0.2 to +0.2, a calcium concentration from 15 to 200 mg/l, a magnesium concentration from 5 to 25 mg/l, an alkalinity between 100 and 200 mg/l as $CaCO_3$, a pH between 7 and 8.5, and a turbidity of lower than 0.5 NTU.

[0072] According to one embodiment of the present invention a step of particle removal is carried out after mineralization, e.g., to reduce the turbidity level of the remineralized water. It is also possible to carry out a particle removal step before the injection of the carbon dioxide and/or the slurry, e.g., to reduce the turbidity level of the feed water or part of the feed water. According to one embodiment a sedimentation step is carried out. For example, the feed water and/or remineralized water may be piped into a clarifier or storage tank to further reduce the turbidity level of the water. According to another embodiment the particles may be removed by decantation. Alternatively, at least a part of the feed water and/or remineralized water may be filtered, e.g., by ultra filtration, to further reduce the turbidity level of the water.

Examples

[0073] The following examples show different slurries with various concentrations of calcium carbonate which were prepared from different carbonate rocks.

[0074] The feed water was obtained from a reverse osmosis desalination process and was acidified with about 50 mg/l CO₂. The slurries were prepared by mixing an appropriate amount of calcium carbonate with 100 ml feed water at room temperature using a magnetic stirrer, with stirring between 1000 and 1500 rpm and a mixing time between 3 and 5 min. The remineralization was performed by adding the slurry in small amounts to about one liter of the acidified feed water, wherein the slurry and the feed water were mixed using a magnetic stirrer, with stirring between 1000 and 1500 rpm and a mixing time of 2 min. After every slurry addition, a sample was taken from the treated feed water to control the alkalinity, turbidity, conductivity, pH, temperature. A final calcium concentration of 125 mg/l as CaCO₃ was chosen as target for remineralization of the feed water. For each sample the turbidity of the remineralized water was measured directly after mixing and after a settling period of minimum 60 min. The turbidity measured on the settled samples was performed in order to observe the impact of sedimentation in the remineralization process.

[0075] The turbidity was measured with a Hach Lange 2100AN IS Laboratory Turbidimeter and the calibration was performed using StabCal turbidity standards (formazin standards) of < 0.1, 20, 200, 1000, 4000 and 7500 NTU.

[0076] The total alkalinity was measured with a Mettler-Toledo T70 Titrator using the related LabX Light Titration software. A DGi111-SG pH electrode was used for this titration according to the corresponding Mettler-Toledo method M415 of the application brochure 37 (water analysis). The calibration of the pH electrode was performed using Mettler-Toledo standards of pH values 4.01, 7.00 and 9.21.

Example 1 - Slurry A

[0077] Two slurries having a calcium carbonate concentration of 0.5 and 5 wt.-% based on the total weight of the slurry were prepared from marble micronized calcium carbonate having a particle size of 3.5 µm and a HCl insoluble content of 0.2 wt.-% based on the total weight of the calcium carbonate.

[0078] The results compiled in Table 1 show similar turbidity values for both remineralization processes with 0.5 wt.-% and 5 wt.-% CaCO₃ slurries. After a settling period, the samples presented turbidity values lower than 0.5 NTU.

Example 2 - Slurry B

[0079] Three slurries having a calcium carbonate concentration of 0.5, 1 and 10 wt.-% based on the total weight of the slurry were prepared from marble micronized calcium carbonate having a particle size of 2.8 µm and a HCl insoluble content of 1.5 wt.-% based on the total weight of the calcium carbonate.

[0080] The results compiled in Table 1 show similar turbidity values for all three remineralization processes. However the turbidity values measured for the settled samples taken after two minutes of remineralization are higher than those of example 1, which may be due to the difference in the HCl insoluble content of the marble calcium carbonate.

Example 3 - Slurry C

[0081] A slurry having a calcium carbonate concentration of 5 wt.-% based on the total weight of the slurry was prepared from limestone micronized calcium carbonate having a particle size of 3 µm and a HCl insoluble content of 0.1 wt.-% based on the total weight of the calcium carbonate.

[0082] The results compiled in Table 1 show that the turbidity value measured for the settled sample is much lower in comparison to the values of example 1 and 2, which may be due to the different geological structures of the carbonate rocks.

Table 1

Slurry	Slurry concentration (wt.-%)	Turbidity (NTU)		Alkalinity fresh sample (mg/l CaCO ₃)
		Fresh sample	Settled sample	
A	0.5	35	0.44	100
A	5.0	32	0.45	120
B	0.5	26	3.90	115
B	1.0	25	3.50	112
B	10.0	24	3.30	119
C	5.0	20	0.21	117

Example 4 - Different particle sizes

[0083] Three slurries having a calcium carbonate concentration of 5 wt.-% based on the total weight of the slurry were prepared from marble micronized calcium carbonate having a particle size of 3.5, 9, and 20 μm , respectively, and a HCl insoluble content of 0.2 wt.-% based on the total weight of the calcium carbonate.

[0084] The results compiled in Table 2 show that after a settling period the turbidity of the water remineralized with a larger particle size, i.e. 20 μm , has a lower turbidity value in comparison with the turbidity of the water remineralized with smaller particle size, i.e. 3.5 μm .

Table 2

Mean particle size (μm)	Turbidity (NTU)		Alkalinity fresh sample (mg/l CaCO_3)
	Fresh sample	Settled sample	
3.5	32	0.45	120
9	22	0.36	78
20	27	0.31	67

Pilot-scale Examples

[0085] The following pilot-scale examples show different remineralization trials using aqueous slurries of calcium carbonate. The micronized calcium carbonate used to prepare all slurries for these pilot tests is a limestone having a particle size of 3 μm and a HCl insoluble content of 0.1 wt.-% based on the total weight of the calcium carbonate. It corresponds to the calcium carbonate used to prepare the slurry C presented in example 3. The solid content of the aqueous slurries of micronized calcium carbonate was between 0.4 and 20 wt%, based on the weight of the micronized calcium carbonate. The aqueous medium used in order to prepare the micronized calcium carbonate slurries was water that was obtained by reverse osmosis. In the following the terms "water obtained by reverse osmosis" and "reverse osmosis or RO water" will be used synonymously.

[0086] In the pilot-scale tests either 50 or 100 mg/L of CaCO_3 was added to water that was obtained by reverse osmosis (RO).

[0087] All pilot-scale tests were performed in a Flashmix FM30 mixer from Silverson at normal pressure and by using an excess amount of CO_2 . The remineralization tests were run either in a batch mode or a continuous mode, both using a buffer tank of 400 L. The micronized calcium carbonate slurries were added by the means of a feed valve for the batch mode and by the means of a peristaltic pump for the in-line remineralization trials.

[0088] The dissolution of the calcium carbonate dosed into the CO_2 -acidified water was studied by measuring pH, conductivity and turbidity. According to the decrease of turbidity and the increase of conductivity, it was possible to evaluate the reaction time for the complete dissolution of CaCO_3 under specific conditions, e.g. the initial RO water quality, temperature, CO_2 excess, in order to meet the target water quality, e.g. a turbidity of < 1 NTU.

1. Batch tests for a remineralization of RO water by the addition of 100 mg/L of CaCO_3 and different CO_2 flow rates

[0089] Remineralization tests using micronized CaCO_3 slurries were initially performed in a batch mode in order to study the dissolution of CaCO_3 in function of the CO_2 dosing. This was performed by pumping the 400 L of water obtained by reverse osmosis and contained in the buffer tank through the mixer in a closed loop. For these batch tests the CO_2 dosing took place before the pump and the Flashmix mixer, at a CO_2 pressure of 4.5 bars and for a defined period of time.

[0090] The micronized calcium carbonate slurry used had a solids content of 20 wt%, based on the weight of the micronized calcium carbonate. For the remineralization 100 mg/L of CaCO_3 was added to the RO water at once through the feed valve.

[0091] The RO water used for these tests had the following parameters:

	pH	Temperature ($^{\circ}\text{C}$)	Conductivity ($\mu\text{S/cm}$)
RO water	5.4-5.5	25	14 - 18

[0092] The conductivity, pH and turbidity were measured for each test and an exponential behaviour was observed

for a turbidity decrease and a conductivity increase. The required reaction time to achieve the target turbidity could therefore be estimated for each CO₂ dosing.

[0093] Table 3 shows the different results obtained for the remineralization of RO water by the addition of 100 mg/L of CaCO₃ using a micronized calcium carbonate slurry having a solids content of 20 wt%, based on the weight of micronized calcium carbonate, and using different CO₂ flow rates.

Table 3

Trials No.	CO ₂ flow rate (mL/min)	Estimated time required to achieve the required turbidity (min)		
		< 2 NTU	< 1 NTU	< 0.5 NTU
1	2	79	93	106
2	4	52	61	70
3	8	32	38	43

[0094] As can be taken from Table 3, and as expected, the dissolution of CaCO₃ can be speeded up by using an excess of CO₂ dosed during the trials. A turbidity of < 1 NTU could be achieved after approximately 90 min, 60 min and 40 min for a CO₂ flow rate of 2, 4 and 8 L/min, respectively.

2. Batch tests for a remineralization of RO water by the addition of 50 mg/L of CaCO₃ and different CO₂ dosing times

[0095] All tests were performed using the same protocol as the previous described pilot-scale tests; however the added calcium concentration in the treated RO water was 50 mg/L instead of 100 mg/L.

[0096] For these batch tests, the position where the CO₂ was introduced into the system was the same as during the former tests, e.g. before the pump and the Flashmix mixer. The CO₂ dosing was performed at 4.5 bars and with a constant flow of 4 L/h for different dosing times. All tests were conducted using an excess amount of CO₂ with respect to the amount of CaCO₃ added to the RO water. The impact of the CO₂ dosing time, i.e. the excess of CO₂ dosed during these batch tests, on the turbidity of the remineralized water was observed.

[0097] Table 4 shows the different results obtained for the remineralization of RO water by the addition of 50 mg/L of CaCO₃ using a micronized calcium carbonate slurry having a solids content of 10 wt%, based on the weight of micronized calcium carbonate, and using a constant CO₂ flow rate of 4 L/h for different dosing times.

Table 4

Trials No.	CO ₂ dosing time (min)	Estimated time required to achieve the required turbidity (min)	
		< 2 NTU	< 1 NTU
4	continuous CO ₂ dosing	28	39
5	10 min CO ₂ dosing	55	87
6	20 min CO ₂ dosing	33	56
7	10 min CO ₂ pre-dosing (total CO ₂ dosing = 20 min)	44	-

[0098] In trial 4 the CO₂ was continuously dosed to the RO water, while in trials 5 and 6 the CO₂ was dosed only for the first 10 or 20 minutes of the trial. In trial 7, the RO water was first treated for 10 minutes with the CO₂ without the addition of any CaCO₃. Then, the micronized calcium slurry was added and further CO₂ was dosed for additional 10 minutes of the trial.

[0099] It was observed for trial 7 that the CO₂ pre-dosing presented a faster turbidity decrease at the start of the experiment when compared to the other trials 4 to 6, when no pre-dosing was carried out. However, no further improvements were observed when the CO₂ dosing was stopped. In addition the time required to reach the target level of turbidity

was proportional to the CO₂ dosing time for all trials. The fastest trial was trial 4, where the CO₂ was continuously added. The slowest trial was trial 5, where the CO₂ was dosed for 10 minutes, only. A turbidity of < 1 NTU could be achieved after in approximately 90 min, 60 min and 40 min for a 10 min, 20 min and continuous CO₂ dosing time, respectively.

3. Continuous remineralization tests for a remineralization of RO water by the addition of 50 mg/L of CaCO₃ and with different CO₂ flow rates

[0100] Using the same set-up described above with regard to the batch tests, two remineralization trials were performed in a continuous mode.

[0101] In order to initiate the trials in continuous mode, first of all one batch of 400 L of RO water was initially treated with 50 mg/L of CaCO₃ by using a micronized calcium carbonate slurry having a solids content of 10 wt%, based on the weight of micronized calcium carbonate. When the turbidity reached a value of < 1 NTU the continuous remineralization process was started by adding an aqueous micronized calcium carbonate slurry having a solid content of 0.4 wt%, based on the weight of the micronized calcium carbonate, at 0.15 L/min by the means of a peristaltic pump. The remineralized water was produced at a rate of 12 L/min.

[0102] It has to be stressed that the continuous remineralization trials presented very stable conditions regarding pH, conductivity and turbidity over a period greater than an hour.

[0103] Table 5 shows the results for the continuous remineralization of RO water by the addition of 50 mg/L of CaCO₃ using a micronized calcium carbonate slurry having a solids content of 0.4 wt%, based on the weight of the micronized calcium carbonate, and using different CO₂ flow rates.

Table 5

Trials No.	CO ₂ flow rate (mL/min)	Final water quality of the treated water		
		pH	Conductivity (μS/cm)	Turbidity (NTU)
8	2	5.5	65	12
9	4	5.2	55	4

Claims

1. Process for remineralization of water comprising the steps of:

- a) providing feed water, and
- b) injecting gaseous carbon dioxide and a slurry into the feed water, wherein the slurry comprises micronized calcium carbonate and wherein the calcium carbonate has a particle size from 0.1 to 100 μm and a HCl insoluble content from 0.05 to 1.5 wt.-% based on the total weight of the micronized calcium carbonate.

2. The process of claim 1, wherein the concentration of calcium carbonate in the slurry is from 0.05 to 40 wt.-%, from 1 to 25 wt.-%, from 2 to 20 wt.-%, preferably from 3 to 15 wt.-%, and most preferably from 5 to 10 wt.-% based on the total weight of the slurry, or the concentration of calcium carbonate in the slurry is from 10 to 40 wt.-%, from 15 to 30 wt.-%, or from 20 to 25 wt.-% based on the total weight of the slurry.

3. The process of any of the previous claims, wherein the calcium carbonate has a particle size from 0.5 to 50 μm, from 1 to 15 μm, preferably from 2 to 10 μm, most preferably 3 to 5 μm.

4. The process of any of the previous claims, wherein the calcium carbonate has a HCl insoluble content from 0.1 to 0.6 wt.-% based on the total weight of the micronized calcium carbonate.

5. The process of any of the previous claims, wherein the calcium carbonate is a ground calcium carbonate, modified calcium carbonate, wherein the modified calcium carbonate is a ground or a precipitated calcium carbonate with a surface and/or internal structural modification, or precipitated calcium carbonate, or mixtures thereof.

6. The process of any of the previous claims, wherein the slurry comprises further minerals containing magnesium, potassium or sodium, preferably magnesium carbonate, calcium magnesium carbonate, e.g. dolomitic limestone, calcareous dolomite, dolomite or half-burnt dolomite, magnesium oxide such as burnt dolomite, magnesium sulfate, potassium hydrogen carbonate, or sodium hydrogen carbonate.

7. The process of claim 6, wherein the time period between the preparation of the slurry and the injection of the slurry is less than 48 hours, less than 24 hours, less than 12 hours, less than 5 hours, less than 2 hours or less than 1 hour.
- 5 8. The process of any of the previous claims, wherein the obtained remineralized water has a calcium concentration as calcium carbonate from 15 to 200 mg/l, preferably from 50 to 150 mg/l, and most preferred from 100 to 125 mg/l, or from 15 to 100 mg/l, preferably from 20 to 80 mg/l, and most preferably from 40 to 60 mg/l.
9. The process of any of the claims 6 to 8, wherein the obtained remineralized water has a magnesium concentration from 5 to 25 mg/l, preferably from 5 to 15 mg/l, and most preferred from 8 to 12 mg/l.
- 10 10. The process of claim any of the previous claims, wherein the remineralized water has a turbidity value of lower than 5.0 NTU, lower than 1.0 NTU, lower than 0.5 NTU, or lower than 0.3 NTU.
11. The process of any of the previous claims, wherein the remineralized water has a Langlier Saturation Index from -1 to 2, preferably from -0.5 to 0.5, and most preferred from -0.2 to 0.2.
12. The process of any of the previous claims, wherein the remineralized water has a Slit Density Index SDI_{15} below 5, preferably below 4, and most preferred below 3.
13. The process of any of the previous claims, wherein the remineralized water has a Membrane Fouling Index $MFI_{0.45}$ below 4, preferably below 2.5, and most preferred below 2.
14. The process of any of the previous claims, wherein the feed water is desalinated seawater, brackish water or brine, treated wastewater or natural water such as ground water, surface water or rainfall.
- 15 15. The process of any of the previous claims, wherein the carbon dioxide is injected in a first step, and the slurry is injected subsequently in a second step, or wherein the slurry is injected in a first step and the carbon dioxide is injected subsequently in a second step, or wherein the carbon dioxide and the slurry are injected simultaneously.
16. The process of any of the previous claims, wherein carbon dioxide is injected in the water used for the slurry preparation.
17. The process according to any of the previous claims, wherein the remineralized water is blended with feed water.
18. The process according to any of the previous claims, wherein the process further comprises a particle removal step.
19. The process of any of the previous claims, wherein the process further comprises the steps of:
 - c) measuring a parameter value of the remineralized water, wherein the parameter is selected from the group comprising alkalinity, conductivity, calcium concentration, pH, total dissolved solids, and turbidity of the remineralized water,
 - d) comparing the measured parameter value with a predetermined parameter value, and
 - e) providing the amount of injected carbon dioxide and/or slurry on the basis of the difference between the measured and the predetermined parameter value.
20. The process of claim 19, wherein the predetermined parameter value is a pH value, wherein the pH value is from 5.5 to 9, preferably from 7 to 8.5.
21. Use of a micronized calcium carbonate in form of a slurry for remineralization of water, the remineralization comprising a step of injecting gaseous carbon dioxide into feed water, wherein the calcium carbonate has a particle size from 0.1 to 100 μm and a HCl insoluble content from 0.05 to 1.5 wt.-% based on the total weight of the micronized calcium carbonate.
22. The use of claim 21, wherein the remineralized water is selected from drinking water, recreation water such as water for swimming pools, industrial water for process applications, irrigation water, or water for aquifer or well recharge.

Patentansprüche

1. Verfahren zur Remineralisierung von Wasser, umfassend die Schritte:

- a) Bereitstellen von Speisewasser, und
- b) Injizieren von gasförmigem Kohlenstoffdioxid und einer Aufschlämmung in das Speisewasser, wobei die Aufschlämmung mikronisiertes Calciumcarbonat umfasst, und wobei das Calciumcarbonat eine Partikelgrösse von 0,1 bis 100 μm und einen HCl unlöslichen Gehalt von 0,05 bis 1,5 Gew.-% aufweist, bezogen auf das Gesamtgewicht des mikronisierten Calciumcarbonats.

2. Verfahren nach Anspruch 1, bei dem die Konzentration des Calciumcarbonats in der Aufschlämmung von 0,05 bis 40 Gew.-% beträgt, von 1 bis 25 Gew.-%, von 2 bis 20 Gew.-%, bevorzugt von 3 bis 15 Gew.-%, und am meisten bevorzugt von 5 bis 10 Gew.-%, bezogen auf das Gesamtgewicht der Aufschlämmung, oder die Konzentration des Calciumcarbonats in der Aufschlämmung beträgt von 10 bis 40 Gew.-%, von 15 bis 30 Gew.-% oder von 20 bis 25 Gew.-%, bezogen auf das Gesamtgewicht der Aufschlämmung.

3. Verfahren nach einem der vorhergehenden Ansprüche, bei dem das Calciumcarbonat eine Partikelgrösse von 0,5 bis 50 μm aufweist, von 1 bis 15 μm , bevorzugt von 2 bis 10 μm , am meisten bevorzugt 3 bis 5 μm .

4. Verfahren nach einem der vorhergehenden Ansprüche, bei dem das Calciumcarbonat einen HCl unlöslichen Gehalt von 0,1 bis 0,6 Gew.-% aufweist, bezogen auf das Gesamtgewicht des mikronisierten Calciumcarbonats.

5. Verfahren nach einem der vorhergehenden Ansprüche, bei dem das Calciumcarbonat ein vermahlendes Calciumcarbonat, ein modifiziertes Calciumcarbonat ist, wobei das modifizierte Calciumcarbonat ein vermahlendes oder ein gefälltes Calciumcarbonat mit einer Oberflächen- und/oder internen Strukturmodifikation ist, oder gefälltes Calciumcarbonat oder Gemische davon.

6. Verfahren nach einem der vorhergehenden Ansprüche, bei dem die Aufschlämmung weitere Mineralstoffe umfasst, welche Magnesium, Kalium oder Natrium enthalten, bevorzugt Magnesiumcarbonat, Calciummagnesiumcarbonat, z.B. dolomitischer Kalkstein, kalkhaltiger Dolomit, Dolomit oder halbgebrannter Dolomit, Magnesiumoxid, wie gebrannter Dolomit, Magnesiumsulfat, Kaliumhydrogencarbonat oder Natriumhydrogencarbonat.

7. Verfahren nach Anspruch 6, bei dem die Zeitdauer zwischen der Zubereitung der Aufschlämmung und dem Injizieren der Aufschlämmung weniger als 48 Stunden, weniger als 24 Stunden, weniger als 12 Stunden, weniger als 5 Stunden, weniger als 2 Stunden oder weniger als 1 Stunde beträgt.

8. Verfahren nach einem der vorhergehenden Ansprüche, bei dem das erhaltene remineralisierte Wasser eine Calciumkonzentration, als Calciumcarbonat, von 15 bis 200 mg/l aufweist, bevorzugt von 50 bis 150 mg/l, und am meisten bevorzugt von 100 bis 125 mg/l, oder von 15 bis 100 mg/l, bevorzugt von 20 bis 80 mg/l, und am meisten bevorzugt von 40 bis 60 mg/l.

9. Verfahren nach einem der Ansprüche 6 bis 8, bei dem das erhaltene remineralisierte Wasser eine Magnesiumkonzentration von 5 bis 25 mg/l aufweist, bevorzugt von 5 bis 15 mg/l, und am meisten bevorzugt von 8 bis 12 mg/l.

10. Verfahren nach einem der vorhergehenden Ansprüche, bei dem das remineralisierte Wasser einen Trübungswert von unter 5,0 NTU aufweist, unter 1,0 NTU, unter 0,5 NTU oder unter 0,3 NTU.

11. Verfahren nach einem der vorhergehenden Ansprüche, bei dem das remineralisierte Wasser einen Langelier Sättigungsindex von -1 bis 2 aufweist, bevorzugt von -0,5 bis 0,5, am meisten bevorzugt von -0,2 bis 0,2.

12. Verfahren nach einem der vorhergehenden Ansprüche, bei dem das remineralisierte Wasser einen Schwemmstoffdichte-Index SDI_{15} unter 5 aufweist, bevorzugt unter 4, und am meisten bevorzugt unter 3.

13. Verfahren nach einem der vorhergehenden Ansprüche, bei dem das remineralisierte Wasser einen Membranverschmutzungsindex $\text{MFI}_{0,45}$ unter 4 aufweist, bevorzugt unter 2,5, am meisten bevorzugt unter 2.

14. Verfahren nach einem der vorhergehenden Ansprüche, bei dem das Speisewasser entsalztes Meerwasser, Brackwasser oder Salzwasser, behandeltes Abwasser oder natürliches Wasser wie Grundwasser, Oberflächenwasser

oder Regen ist.

15. Verfahren nach einem der vorhergehenden Ansprüche, bei dem das Kohlenstoffdioxid in einem ersten Schritt injiziert wird, und die Aufschlammung wird im Anschluss in einem zweiten Schritt injiziert, oder bei dem die Aufschlammung in einem ersten Schritt injiziert wird, und das Kohlenstoffdioxid wird im Anschluss in einem zweiten Schritt injiziert, oder bei dem das Kohlenstoffdioxid und die Aufschlammung gleichzeitig injiziert werden.

16. Verfahren nach einem der vorhergehenden Ansprüche, bei dem Kohlenstoffdioxid in das Wasser injiziert wird, das für die Aufschlammungszubereitung verwendet wird.

17. Verfahren nach einem der vorhergehenden Ansprüche, bei dem das remineralisierte Wasser mit Speisewasser vermischt wird.

18. Verfahren nach einem der vorhergehenden Ansprüche, bei dem das Verfahren ferner einen Partikelentfernungsschritt umfasst.

19. Verfahren nach einem der vorhergehenden Ansprüche, bei dem das Verfahren ferner die Schritte umfasst:

c) Messen eines Parameterwertes des remineralisierten Wassers, wobei der Parameter ausgewählt ist aus der Gruppe umfassend Alkalinität, Leitfähigkeit, Calciumkonzentration, pH, gesamte gelösten Feststoffe und Trübung des remineralisierten Wassers,

d) Vergleichen der gemessenen Parameterwerte mit einem vorgegebenen Parameterwert, und

e) Bereitstellen der Menge an injiziertem Kohlenstoffdioxid und/oder an Aufschlammung auf der Basis der Differenz zwischen dem gemessenen und dem vorgegebenen Parameterwert.

20. Verfahren nach Anspruch 19, bei dem der vorgegebene Parameterwert ein pH-Wert ist, wobei der pH-Wert von 5,5 bis 9 beträgt, bevorzugt von 7 bis 8,5.

21. Verwendung eines mikronisierten Calciumcarbonats in der Form einer Aufschlammung zur Remineralisierung von Wasser, wobei die Remineralisierung einen Schritt umfasst, bei dem gasförmiges Kohlenstoffdioxid in Speisewasser injiziert wird, wobei das Calciumcarbonat eine Partikelgrösse von 0,1 bis 100 μm und einen HCl unlöslichen Gehalt von 0,05 bis 1,5 Gew.-% aufweist, bezogen auf das Gesamtgewicht des mikronisierten Calciumcarbonats.

22. Verwendung nach Anspruch 21, bei der das remineralisierte Wasser ausgewählt ist aus Trinkwasser, Freizeitaktivitätenwasser, wie Wasser für Schwimmbäder, Industrierwasser für Prozessanwendungen, Bewässerungswasser oder Wasser für wasserführende Schichten oder Versickerungsbrunnen.

Revendications

1. Procédé de reminéralisation d'eau comprenant les étapes consistant à :

a) fournir une eau d'alimentation, et

b) injecter du dioxyde de carbone gazeux et une suspension dans l'eau d'alimentation,

la suspension comprenant du carbonate de calcium micronisé, et

le carbonate de calcium ayant une taille de particules de 0,1 à 100 μm et une teneur en HCl insoluble de 0,05 à 1,5 % en poids, par rapport au poids total du carbonate de calcium micronisé.

2. Procédé selon la revendication 1, dans lequel la concentration en carbonate de calcium dans la suspension est de 0,05 à 40 % en poids, de 1 à 25 % en poids, de 2 à 20 % en poids, de préférence de 3 à 15 % en poids et de manière préférée entre toutes de 5 à 10 % en poids, par rapport au poids total de la suspension, ou la concentration en carbonate de calcium dans la suspension est de 10 à 40 % en poids, de 15 à 30 % en poids ou de 20 à 25 % en poids, par rapport au poids total de la suspension.

3. Procédé selon l'une quelconque des revendications précédentes, dans lequel le carbonate de calcium a une taille de particule de 0,5 à 50 μm , de 1 à 15 μm , de préférence de 2 à 10 μm , de manière préférée entre toutes de 3 à 5 μm .

4. Procédé selon l'une quelconque des revendications précédentes, dans lequel le carbonate de calcium a une teneur

en HCl insoluble de 0,1 à 0,6 % en poids, par rapport au poids total du carbonate de calcium micronisé.

- 5 5. Procédé selon l'une quelconque des revendications précédentes, dans lequel le carbonate de calcium est un carbonate de calcium broyé, un carbonate de calcium modifié, le carbonate de calcium modifié étant un carbonate de calcium broyé ou précipité avec une modification de la surface et/ou de la structure interne, ou un carbonate de calcium précipité, ou des mélanges de ceux-ci.
- 10 6. Procédé selon l'une quelconque des revendications précédentes, dans lequel la suspension comprend d'autres minéraux contenant du magnésium, du potassium ou du sodium, de préférence du carbonate de magnésium, du carbonate de magnésium-calcium, par exemple du calcaire dolomitique, de la dolomite calcaire, de la dolomite ou de la dolomite semi-calcinée, un oxyde de magnésium tel que de la dolomite calcinée, du sulfate de magnésium, de l'hydrogénocarbonate de potassium ou de l'hydrogénocarbonate de sodium.
- 15 7. Procédé selon la revendication 6, dans lequel la période de temps entre la préparation de la suspension et l'injection de la suspension est inférieure à 48 heures, inférieure à 24 heures, inférieure à 12 heures, inférieure à 5 heures, inférieure à 2 heures ou inférieure à 1 heure.
- 20 8. Procédé selon l'une quelconque des revendications précédentes, dans lequel l'eau reminéralisée obtenue a une concentration en calcium en tant que carbonate de calcium de 15 à 200 mg/l, de préférence de 50 à 150 mg/l, et de manière préférée entre toutes de 100 à 125 mg/l ou de 15 à 100 mg/l, de préférence de 20 à 80 mg/l, et de manière préférée entre toutes de 40 à 60 mg/l.
- 25 9. Procédé selon l'une quelconque des revendications 6 à 8, dans lequel l'eau reminéralisée obtenue a une concentration en magnésium de 5 à 25 mg/l, de préférence de 5 à 15 mg/l, et de manière préférée entre toutes de 8 à 12 mg/l.
- 30 10. Procédé selon l'une quelconque des revendications précédentes, dans lequel l'eau reminéralisée a une valeur de turbidité inférieure à 5,0 NTU, inférieure à 1,0 NTU, inférieure à 0,5 NTU ou inférieure à 0,3 NTU.
- 35 11. Procédé selon l'une quelconque des revendications précédentes, dans lequel l'eau reminéralisée a un indice de saturation de Langelier de -1 à 2, de préférence de -0,5 à 0,5, de manière préférée entre toutes de -0,2 à 0,2.
- 40 12. Procédé selon l'une quelconque des revendications précédentes, dans lequel l'eau reminéralisée a un indice de densité de dépôt SDI₁₅ inférieur à 5, de préférence inférieur à 4, et de manière préférée entre toutes inférieur à 3.
- 45 13. Procédé selon l'une quelconque des revendications précédentes, dans lequel l'eau reminéralisée a un indice d'encrassement de membrane MFI_{0,45} inférieur à 4, de préférence inférieur à 2,5, de manière préférée entre toutes inférieur à 2.
- 50 14. Procédé selon l'une quelconque des revendications précédentes, dans lequel l'eau d'alimentation est une eau de mer dessalée, une eau saumâtre ou une saumure, une eau usée traitée ou une eau naturelle telle qu'une eau souterraine, une eau de surface ou de l'eau de pluie.
- 55 15. Procédé selon l'une quelconque des revendications précédentes, dans lequel le dioxyde de carbone est injecté dans une première étape, et la suspension est ensuite injectée dans une seconde étape, ou dans lequel la suspension est injectée dans une première étape et le dioxyde de carbone est ensuite injecté dans une seconde étape, ou dans lequel le dioxyde de carbone et la suspension sont injectés simultanément.
16. Procédé selon l'une quelconque des revendications précédentes, dans lequel le dioxyde de carbone est injecté dans l'eau utilisée pour la préparation de la suspension.
17. Procédé selon l'une quelconque des revendications précédentes, dans lequel l'eau reminéralisée est mélangée avec l'eau d'alimentation.
18. Procédé selon l'une quelconque des revendications précédentes, dans lequel le procédé comprend en outre une étape consistant à éliminer les particules.
19. Procédé selon l'une quelconque des revendications précédentes, dans lequel le procédé comprend en outre les étapes consistant à :

c) mesurer une valeur paramétrique de l'eau reminéralisée, le paramètre étant choisi dans le groupe comprenant l'alcalinité, la conductivité, la concentration en calcium, le pH, les solides dissous totaux et la turbidité de l'eau reminéralisée,

d) comparer la valeur paramétrique mesurée avec une valeur paramétrique prédéfinie, et

e) fournir la quantité de dioxyde de carbone injecté et/ou de suspension en se basant sur la différence entre la valeur paramétrique mesurée et celle prédéfinie.

20. Procédé selon la revendication 19, dans lequel la valeur paramétrique prédéfinie est une valeur de pH, la valeur de pH étant de 5,5 à 9, de préférence de 7 à 8,5.

21. Utilisation d'un carbonate de calcium micronisé sous la forme d'une suspension pour la reminéralisation de l'eau, la reminéralisation comprenant une étape consistant à injecter du dioxyde de carbone gazeux dans l'eau d'alimentation, le carbonate de calcium ayant une taille de particules de 0,1 à 100 μm et une teneur en HCl insoluble de 0,05 à 1,5 % en poids, par rapport au poids total du carbonate de calcium micronisé.

22. Utilisation selon la revendication 21, dans laquelle l'eau reminéralisée est choisie parmi une eau potable, une eau pour loisirs telle que l'eau pour piscines, une eau industrielle pour des applications de procédé, une eau d'irrigation ou une eau pour recharge d'aquifère ou de puits.

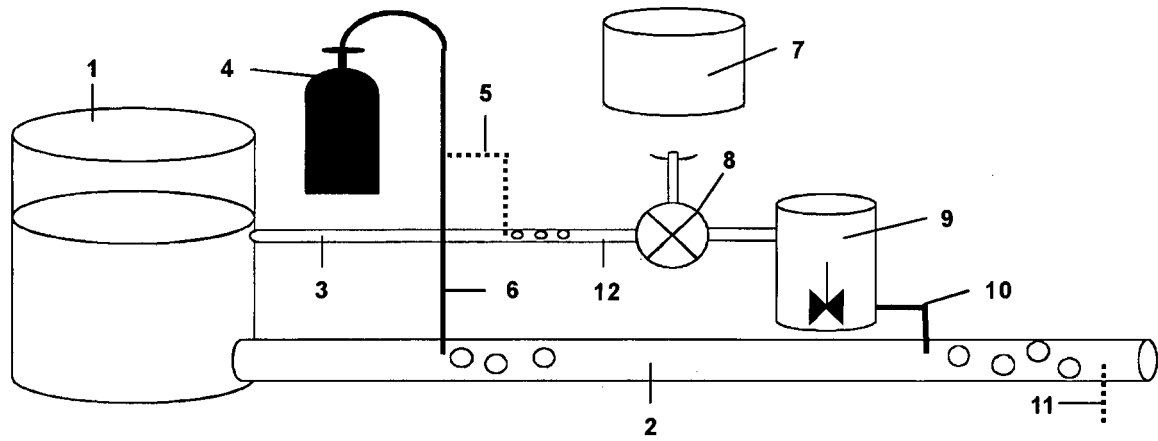


Figure 1

REFERENCES CITED IN THE DESCRIPTION

This list of references cited by the applicant is for the reader's convenience only. It does not form part of the European patent document. Even though great care has been taken in compiling the references, errors or omissions cannot be excluded and the EPO disclaims all liability in this regard.

Patent documents cited in the description

- US 7374694 A [0011]
- EP 0520826 A [0011]
- US 5914046 A [0011]
- EP 1975310 A [0042]
- EP 1982759 A [0042]
- EP 1974807 A [0042]
- EP 1974806 A [0042]