



(11) **EP 2 640 731 B9**

(12) **CORRECTED EUROPEAN PATENT SPECIFICATION**

(15) Correction information:
Corrected version no 1 (W1 B1)
Corrections, see
Description Paragraph(s) 24

(51) Int Cl.:
C07D 519/00 ^(2006.01) **A61K 31/519** ^(2006.01)
A61P 25/00 ^(2006.01) **A61P 25/18** ^(2006.01)
A61P 25/24 ^(2006.01)

(48) Corrigendum issued on:
25.11.2015 Bulletin 2015/48

(86) International application number:
PCT/DK2011/000136

(45) Date of publication and mention
of the grant of the patent:
08.07.2015 Bulletin 2015/28

(87) International publication number:
WO 2012/065612 (24.05.2012 Gazette 2012/21)

(21) Application number: **11793325.9**

(22) Date of filing: **18.11.2011**

(54) **IMIDAZOLE DERIVATIVES AS PDE10A ENZYME INHIBITORS**

IMIDAZOLDERIVATE ALS PDE10A-ENZYMINHIBITOREN

DÉRIVÉ D'IMIDAZOLE EN TANT QU'INHIBITEURS DE L'ENZYME PDE10A

(84) Designated Contracting States:
AL AT BE BG CH CY CZ DE DK EE ES FI FR GB
GR HR HU IE IS IT LI LT LU LV MC MK MT NL NO
PL PT RO RS SE SI SK SM TR
Designated Extension States:
BA ME

- **NIELSEN, Jacob**
DK-1732 København V (DK)
- **MARIGO, Mauro**
DK-2740 Skovlunde (DK)
- **KILBURN, John, Paul**
DK-4690 Haslev (DK)
- **LANGGÅRD, Morten**
DK-2600 Glostrup (DK)

(30) Priority: **19.11.2010 DK 201001045**
19.11.2010 US 415356 P

(43) Date of publication of application:
25.09.2013 Bulletin 2013/39

(74) Representative: **Kalum, Bo et al**
H. Lundbeck A/S
Corporate Patents & Trademarks
Ottiliavej 9
2500 Valby (DK)

(73) Proprietor: **H. Lundbeck A/S**
2500 Valby (DK)

(72) Inventors:
• **KEHLER, Jan**
DK-2800 Lyngby (DK)

(56) References cited:
WO-A1-2009/152825 WO-A1-2010/145668
WO-A1-2011/072694 WO-A1-2011/072695

Note: Within nine months of the publication of the mention of the grant of the European patent in the European Patent Bulletin, any person may give notice to the European Patent Office of opposition to that patent, in accordance with the Implementing Regulations. Notice of opposition shall not be deemed to have been filed until the opposition fee has been paid. (Art. 99(1) European Patent Convention).

EP 2 640 731 B9

Description**Field of the Invention**

5 **[0001]** The present invention provides compounds that are PDE10A enzyme inhibitors, and as such are useful to treat neurodegenerative and psychiatric disorders. Especially, the invention provides compounds that are highly selective for PDE10A enzyme over other PDE subtypes. The present invention also provides pharmaceutical compositions comprising compounds of the invention.

10 **Background of the Invention**

[0002] The cyclic nucleotides cyclic-adenosine monophosphate (cAMP) and cyclic-guanosine monophosphate (cGMP) function as intracellular second messengers regulating a vast array of processes in neurons. Intracellular cAMP and cGMP are generated by adenylyl and guanylyl cyclases, and are degraded by cyclic nucleotide phosphodiesterases (PDEs) via hydrolysis of the cyclic nucleotides into their respective nucleotide monophosphates.

15 **[0003]** Phosphodiesterase 10A (PDE10A) is a dual-specificity phosphodiesterase that can convert both cAMP to AMP and cGMP to GMP (Soderling, S. et al. Proc. Natl. Acad. Sci. 1999, 96, 7071-7076). PDE10A is primarily expressed in the neurons in the striatum, n. accumbens and in the olfactory tubercle (Kotera, J. et al. Biochem. Biophys. Res. Comm. 1999, 261, 551-557 and Seeger, T.F. et al. Brain Research, 2003, 985, 113-126).

20 **[0004]** Studies indicate that within the brain, PDE10 expression is expressed at high levels by the medium spiny neurons (MSN) of the caudate nucleus, the accumbens nucleus and the corresponding neurons of the olfactory tubercle. MSN express two functional classes of neurons: the D₁ class expressing D₁ dopamine receptors and the D₂ class expressing D₂ dopamine receptors. The D₁ class of neurons is part of the 'direct' striatal output pathway, which broadly functions to facilitate behavioral responses. The D₂ class of neurons is part of the 'indirect' striatal output pathway, which

25 functions to suppress behavioral responses that compete with those being facilitated by the 'direct' pathway.

[0005] Dopamine D₂ receptor antagonism is well established in the treatment of schizophrenia. Since the 1950's, dopamine D₂ receptor antagonism has been the mainstay in psychosis treatment and all effective antipsychotic drugs antagonise D₂ receptors. The effects of D₂ are likely to be mediated primarily through neurons in the striatum, nucleus accumbens and olfactory tubercle, since these areas receive the densest dopaminergic projections and have the strong-

30 est expression of D₂ receptors (Konradi, C. and Heckers, S. Society of Biological Psychiatry, 2001, 50, 729-742).

[0006] Because PDE10A, in this context, has the desired expression profile with high and relatively specific expression in neurons in striatum, nucleus accumbens and olfactory tubercle, PDE10A inhibition is likely to have effects similar to D₂ receptor antagonism and therefore have antipsychotic effects.

[0007] While PDE10A inhibition is expected to mimic D₂ receptor antagonism in part, it might be expected to have a different profile. The D₂ receptor has signaling components besides cAMP (Neve, K. A. et al. Journal of Receptors and Signal Transduction 2004, 24, 165-205), wherefore interference with cAMP through PDE10A inhibition may reduce the risk of the extrapyramidal side effects that are seen with strong D₂ antagonism. Conversely, PDE10A inhibition may have some effects not seen with D₂ receptor antagonism. PDE10A is also expressed in D₁ receptors expressing striatal neurons (Seeger, T. F. et al. Brain Research, 2003, 985, 113-126).

40 **[0008]** Further, since D₁ receptor agonism leads to stimulation of adenylyl cyclase and resulting increase in cAMP levels, PDE10A inhibition is likely to also have effects that mimic D₁ receptor agonism.

[0009] Finally, PDE10A inhibition will not only increase cAMP in cells, but might also be expected to increase cGMP levels, since PDE10A is a dual specificity phosphodiesterase. cGMP activates a number of target protein in cells like cAMP and also interacts with the cAMP signaling pathways.

45 **[0010]** In conclusion, PDE10A inhibition is likely to mimic D₂ receptor antagonism in part and therefore has antipsychotic effect, but the profile might differ from that observed with classical D₂ receptor antagonists.

[0011] The PDE10A inhibitor papaverine is shown to be active in several antipsychotic models. Papaverine potentiated the cataleptic effect of the D₂ receptor antagonist haloperidol in rats, but did not cause catalepsy on its own (WO 03/093499). Papaverine reduced hyperactivity in rats induced by PCP, while reduction of amphetamine induced hyper-activity was insignificant (WO 03/093499). These models suggest that PDE10A inhibition has the classic antipsychotic potential that would be expected from the theoretical considerations outlined above. WO 03/093499 further discloses the use of selective PDE10 inhibitors for the treatment of associated neurologic and psychiatric disorders. Furthermore, PDE10A inhibition reverses subchronic PCP-induced deficits in attentional set-shifting in rats (Rodefer et al. Eur. J. Neurosci. 2005, 4, 1070-1076). This model suggests that PDE10A inhibition might alleviate cognitive deficits associated

55 with schizophrenia.

[0012] The tissue distribution of PDE10A indicates that PDE10A inhibitors can be used to raise levels of cAMP and/or cGMP within cells that express the PDE10A enzyme, especially neurons that comprise the basal ganglia, and the PDE10A inhibitors of the present invention would therefore be useful in treating a variety of associated neuropsychiatric

conditions involving the basal ganglia such as neurological and psychiatric disorders, schizophrenia, bipolar disorder, psychosis and obsessive compulsive disorder, and may have the benefit of not possessing unwanted side effects, which are associated with the current therapies on the market.

[0013] Furthermore, recent publications (WO 2005/120514, WO 2005012485, Cantin et al, Bioorganic & Medicinal Chemistry Letters 17 (2007) 2869-2873) suggest that PDE10A inhibitors may be useful for treatment of obesity and non-insulin dependent diabetes.

[0014] Furthermore, recent publications suggest that PDE10A inhibitors may be useful for the treatment of Huntingtons Disease (Giampa et al. PLoS One 2010, 5(10), Giampa et al. Neurobiology of Disease (2009), 34(3), 450-456, Hebb et al. Current Opinion in Pharmacology 2007, 7(1), 86-92.)

[0015] With respect to inhibitors of PDE10A, EP 1250923 discloses the use of selective PDE10 inhibitors in general, and papaverine in particular, for the treatment of certain neurologic and psychiatric disorders.

[0016] Pyrrolodihydroisoquinolines and variants thereof are disclosed as inhibitors of PDE10 in WO 05/03129 and WO 05/02579. Piperidiny-substituted quinazolines and isoquinolines that serve as PDE10 inhibitors are disclosed in WO 05/82883. WO 06/11040 discloses substituted quinazoline and isoquinoline compounds that serve as inhibitors of PDE10. US 20050182079 discloses substituted tetrahydroisoquinolinyl derivatives of quinazoline and isoquinoline that serve as effective phosphodiesterase (PDE) inhibitors. In particular, US 20050182079 relates to said compounds, which are selective inhibitors of PDE10. Analogously, US 20060019975 discloses piperidine derivatives of quinazoline and isoquinoline that serve as effective phosphodiesterase (PDE) inhibitors. US 20060019975 also relates to compounds that are selective inhibitors of PDE10. WO 06/028957 discloses cinnoline derivatives as inhibitors of PDE10 for the treatment of psychiatric and neurological syndromes. WO09/152825 discloses phenylimidazole derivatives as compounds that serve as inhibitors of PDE10. WO2011/072694 discloses compounds comprising an imidazole group with two heteroaromatic groups attached thereto as PDE10 inhibitors.

WO2010/145668 discloses the compound 5,8-Dimethyl-2-[2-(1-methyl-4-phenyl-1H-imidazol-2-yl)-ethyl]-[1,2,4]triazolo[1,5-a]pyrazine as a PDE10 inhibitor. WO2011/072695 discloses compounds comprising phenyl-imidazol linked to a heteroaromatic group via ethynyl.

[0017] However, these disclosures do not pertain to the compounds of the invention, which are structurally unrelated to any of the known PDE10 inhibitors (Kehler, J. et al. Expert Opin. Ther. Patents 2007, 17, 147-158), and which have now been found by the inventors to be highly active and selective PDE10A enzyme inhibitors.

[0018] The present invention provides compounds that are PDE10A enzyme inhibitors and thus useful for treatment for neurodegenerative and/or psychiatric disorders, which are not efficacious in all patients. Hence, there remains a need for alternative methods of treatment.

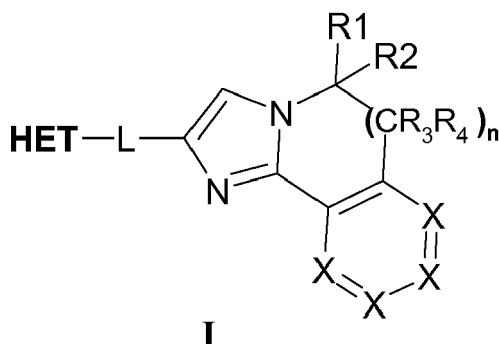
Summary of the Invention

[0019] The objective of the present invention is to provide compounds that are selective PDE10A enzyme inhibitors.

[0020] Another objective of the invention is to provide an effective treatment, in particular long-term treatment, of a human patient, without causing the side effects typically associated with current therapies for neurological and psychiatric disorders.

[0021] Further objectives of the invention will become apparent upon reading the present specification.

[0022] Accordingly, in one aspect the present invention relates to compounds of formula I



wherein

n is 0 or 1

X is CH,

R1 and R2 are each selected independently from the group consisting of H; C1-C6 alkyl such as methyl, ethyl, 1-propyl, 2-propyl, isobutyl; C1-C6 alkyl(C3-C8)cycloalkyl such as cyclopropylmethyl; C1-C6 hydroxyalkyl such as hydroxyethyl; C1-C6 alkoxy such as methoxy and ethoxy; CH₂CN; CH₂C(O)NH₂; C1-C6 arylalkyl such as benzyl and 4-chlorobenzyl; and C1-C6 alkyl-heterocycloalkyl such as tetrahydropyran-4-yl-methyl and 2-morpholin-4-yl-ethyl; halogen such as F; and hydroxy;

R3 and R4 are each selected independently from the group consisting of H, OH, F, CH₃, and OCH₃.

[0023] Further, L is a linker selected from the group consisting of -CH=CH-, -CH₂-S-, -CH₂-CH₂- and -S-CH₂-; and

[0024] HET is a heteroaromatic group selected from the group consisting of [1,2,4]triazolo[1,5-a]pyrazine, [1,2,4]triazolo[1,5-a]pyridine and [1,2,4]Triazolo[1,5-a]pyrimidine, HET can be substituted with up to three substituents R5, R6 and R7 individually selected from the group consisting of H, CH₃, and OCH₃.

[0025] In a preferred embodiment of the invention R1 and R2 are independently selected from the group consisting of H, OH, F, CH₃, and OCH₃.

[0026] In another preferred embodiment of the invention R5, R6 and R7 are independently selected from the group consisting of H, CH₃, and OCH₃.

[0027] In another preferred embodiment R1 and R2 are independently selected from the group consisting of H, OH, F, CH₃, and OCH₃ while at the same time R5, R6 and R7 are independently selected from the group consisting of H, CH₃, and OCH₃.

[0028] Further, the invention relates to tautomers and pharmaceutically acceptable acid addition salts of a compound of formula I or II, and polymorphic forms thereof.

[0029] In a particular embodiment, the invention relates to a compound of formula I in the form of a single tautomer or a polymorph.

[0030] In separate embodiments of the invention, the compound of formula I is selected among the specific compounds disclosed in the examples of this application.

[0031] The invention further provides a compound of formula I, or a pharmaceutically acceptable acid addition salt thereof, for use as a medicament.

[0032] In another aspect, the present invention provides a pharmaceutical composition comprising a therapeutically effective amount of a compound of formula I and a pharmaceutically acceptable carrier, diluent or excipient.

[0033] The invention further provides the use of a compound of formula I, or a pharmaceutically acceptable acid addition salt thereof, for the preparation of a medicament for the treatment of a neurodegenerative or psychiatric disorder.

Detailed Description of the Invention

Definition of Substituents

[0034] As used in the context of the present invention, the terms "halo" and "halogen" are used interchangeably and refer to fluorine, chlorine, bromine or iodine.

[0035] R1-R7 is short notation for the group consisting R1, R2, R3, R4, R5, R6, and R7.

Subsets of R1-R7 are defined similarly, e.g. R5-R7 means the group consisting R5, R6, and R7.

[0036] The numbering of the substituents R1-R7 may also be specified by subscript, i.e. R₁-R₇. Similarly the number of atoms (e.g. carbon atoms) may either be indicated by C1-C6 or by C₁-C₆, i.e. one to six carbon atoms.

[0037] The term "C₁-C₆ alkyl" refers to a straight-chain or branched saturated hydrocarbon having from one to six carbon atoms, inclusive. Examples of such groups include, but are not limited to, methyl, ethyl, 1-propyl, 2-propyl, 1-butyl, 2-butyl, 2-methyl-2-propyl, 2-methyl-1-butyl, and n-hexyl. The expression "C₁-C₆ hydroxyalkyl" refers to a C₁-C₆ alkyl group as defined above which is substituted with one hydroxy group. The term "halo(C₁-C₆)alkyl" refers to a C₁-C₆ alkyl group as defined above which is substituted with up to three halogen atoms, such as trifluoromethyl.

[0038] The expression "C₁-C₆ alkoxy" refers to a straight-chain or branched saturated alkoxy group having from one to six carbon atoms, inclusive, with the open valency on the oxygen. Examples of such groups include, but are not limited to, methoxy, ethoxy, n-butoxy, 2-methyl-pentoxy and n-hexyloxy.

[0039] The term "C₃-C₈ cycloalkyl" includes cyclopropyl, cyclobutyl, cyclopentyl, cyclohexyl, cycloheptyl or cyclooctyl. The expression "C₁-C₆ alkyl(C₃-C₈)cycloalkyl" refers to a C₃-C₈ cycloalkyl as defined above which is substituted with a straight-chain or branched C₁-C₆ alkyl. Examples of such groups include, but are not limited to, cyclopropylmethyl.

[0040] The term "heterocycloalkyl" refers to a four to eight membered ring containing carbon atoms and up to three N, O or S atoms. The open valency is on either the heteroatom or carbon atom. Examples of such groups include, but are not limited to, azetidiny, oxetanyl, piperaziny, morpholiny, thiomorpholiny and [1,4]diazepany. The term "hydroxyheterocycloalkyl" refers to a heterocycloalkyl as defined above which is substituted with one hydroxy group. The term "C₁-C₆ alkyl-heterocycloalkyl" refers to a heterocycloalkyl as defined above which is substituted with a C₁-C₆ alkyl group. Examples of such groups include, but are not limited to, tetrahydropyran-4-yl-methyl and 2-morpholin-4-yl-ethyl.

[0041] The term "aryl" refers to a phenyl ring, optionally substituted with halogen, C₁-C₆ alkyl, C₁-C₆ alkoxy or halo(C₁-C₆)alkyl as defined above. Examples of such groups include, but are not limited to, phenyl and 4-chlorophenyl.

[0042] The term "C₁-C₆ arylalkyl" refers to an aryl as defined above which is substituted with a straight-chain or branched C₁-C₆ alkyl. Examples of such groups include, but are not limited to, benzyl and 4-chlorobenzyl.

[0043] In another embodiment of the invention L is -CH₂-CH₂-. In a further embodiment L is -CH₂-S-. In yet another embodiment L is -CH=CH-. In a still further embodiment L is -S-CH₂-.

[0044] In a further embodiment of the invention R1 and R2 are independently selected from the group consisting of H, OH, F, CH₃, and OCH₃; and R5, R6 and R7 are independently selected from the group consisting of H, CH₃, and OCH₃.

[0045] In a specific embodiment, **HET** is 5,8-dimethyl-[1,2,4]triazolo[1,5-a]pyrazine; L is -CH₂-CH₂-; R1 and R2 are independently selected from the group consisting of H, OH, F, CH₃, and OCH₃, in particular R1 and R2 are H; n=0 and R3 and R4 are therefore absent; and R5, R6 and R7 are independently selected from the group consisting of H, CH₃, and OCH₃, in particular R5 is CH₃, R6 is H and R7 is CH₃.

[0046] In separate embodiments of the invention, the compound of formula I is selected among the following specific compounds, in the form of the free base, one or more tautomers thereof or a pharmaceutically acceptable acid addition salt thereof.

[0047] In a specific embodiment of any of the previously mentioned embodiments one or more of the hydrogen atoms of the compound are replaced by deuterium.

[0048] Table 1 lists compounds of the invention and the corresponding IC₅₀ values determined as described in the section "PDE10A inhibition assay". Each of the compounds constitutes an individual embodiment, of the present invention:

Table 1: Compounds of the invention and IC₅₀ values

Compound	PDE10 IC ₅₀ (nM)
2-[2-(5,8-Dimethyl-[1,2,4]triazolo[1,5-a]pyrazin-2-yl)-ethyl]-5H-imidazo[2,1-a]isoindole	0.4
2-[2-(5,8-Dimethyl-[1,2,4]triazolo[1,5-a]pyridin-2-yl)-ethyl]-5H-imidazo[2,1-a]isoindole	0.69
2-[2-(5-Methyl-[1,2,4]triazolo[1,5-a]pyridin-2-yl)-ethyl]-5H-imidazo[2,1-a]isoindole	6.1
2-[2-(5,8-Dimethyl-[1,2,4]triazolo[1,5-a]pyrazin-2-yl)-vinyl]-5H-imidazo[2,1-a]isoindole	4.4
{2-[2-(5H-imidazo[2,1-a]isoindol-2-yl)-ethyl]-5-methyl-[1,2,4]triazolo[1,5-a]pyrazin-8-yl}-methanol	6.9
2-[2-(5,8-Dimethyl-[1,2,4]triazolo[1,5-a]pyrazin-2-yl)-ethyl]-7-fluoro-5H-imidazo[2,1-a]isoindole	0.18
2-[2-(5,8-Dimethyl-[1,2,4]triazolo[1,5-a]pyrazin-2-yl)-ethyl]-5,6-dihydro-imidazo[2,1-a]isoquinoline	0.81
2-[2-(5,8-Dimethyl-7-oxy-[1,2,4]triazolo[1,5-a]pyrazin-2-yl)-ethyl]-5H-imidazo[2,1-a]isoindole	2.4
2-[2-(5,8-Dimethyl-[1,2,4]triazolo[1,5-a]pyrazin-2-yl)-ethyl]-8-fluoro-5H-imidazo[2,1-a]isoindole	3.1
2-[2-(5,8-Dimethyl-[1,2,4]triazolo[1,5-a]pyrazin-2-yl)-ethyl]-7-methoxy-5H-imidazo[2,1-a]isoindole	0.29
2-[2-[2-(5,8-Dimethyl-[1,2,4]triazolo[1,5-a]pyrazin-2-yl)-ethyl]-5H-imidazo[2,1-a]isoindol-5-yl]-propan-2-ol	21
2-[2-(5,8-Dimethyl-[1,2,4]triazolo[1,5-a]pyrazin-2-yl)-ethyl]-6-fluoro-5H-imidazo[2,1-a]isoindole	1.2
2-[2-(5,8-Dimethyl-[1,2,4]triazolo[1,5-a]pyrazin-2-yl)-ethyl]-9-fluoro-5H-imidazo[2,1-a]isoindole	0.79
2-[2-(5,8-Dimethyl-[1,2,4]triazolo[1,5-a]pyrazin-2-yl)-ethyl]-8-methoxy-5H-imidazo[2,1-a]isoindole	6.9
2-[2-(5,8-Dimethyl-[1,2,4]triazolo[1,5-a]pyrazin-2-yl)-ethyl]-6-methoxy-5H-imidazo[2,1-a]isoindole	0.44
2-[2-(5,8-Bis(trideuteromethyl)-[1,2,4]triazolo[1,5-a]pyrazin-2-yl)-ethyl]-5,5-dideutero-5H-imidazo[2,1-a]isoindole	0.4
2-[2-(5,8-Dimethyl-[1,2,4]triazolo[1,5-a]pyrazin-2-yl)-ethyl]-9-methoxy-5H-imidazo[2,1-a]isoindole	0.44
2-[2-(5,8-Dimethyl-[1,2,4]triazolo[1,5-a]pyrazin-2-yl)-ethyl]-5H-imidazo[1',2':1,2]pyrrolo[3,4-b]pyridine	46
2-[2-(5,8-Dimethyl-[1,2,4]triazolo[1,5-a]pyrazin-2-yl)-ethyl]-5H-imidazo[1',2':1,5]pyrrolo[3,4-b]pyridine	3.8
2-([1,2,4]Triazolo[1,5-a]pyridin-2-yl)sulfanylmethyl]-5H-imidazo[2,1-a]isoindole	5300
2-[(5,7-dimethyl-[1,2,4]triazolo[1,5-a]pyrimidin-2-yl)sulfanylmethyl]-5H-imidazo[2,1-a]isoindole	260

(continued)

Compound	PDE10 IC ₅₀ (nM)
2-(5,8-Dimethyl-[1,2,4]triazolo[1,5-a]pyrazin-2-ylsulfanylmethyl)-5H-imidazo[2,1-a]isoindole	n.d.

[0049] In a particular embodiment of the present invention the compounds of the present invention have an IC₅₀ value of less than 20 nM, such as in the range of 0.1 - 20 nM, particularly in the range of 0.1 - 10 nM, such as in the range of 0.1 - 5 nM or in the range of 0.1 - 1 nM.

Pharmaceutically Acceptable Salts

[0050] The present invention also comprises salts of the compounds, typically, pharmaceutically acceptable salts. Such salts include pharmaceutically acceptable acid addition salts. Acid addition salts include salts of inorganic acids as well as organic acids.

[0051] Representative examples of suitable inorganic acids include hydrochloric, hydrobromic, hydroiodic, phosphoric, sulfuric, sulfamic, nitric acids and the like. Representative examples of suitable organic acids include formic, acetic, trichloroacetic, trifluoroacetic, propionic, benzoic, cinnamic, citric, fumaric, glycolic, itaconic, lactic, methanesulfonic, maleic, malic, malonic, mandelic, oxalic, picric, pyruvic, salicylic, succinic, methane sulfonic, ethanesulfonic, tartaric, ascorbic, pamoic, bismethylene salicylic, ethanedisulfonic, gluconic, citraconic, aspartic, stearic, palmitic, EDTA, glycolic, p-aminobenzoic, glutamic, benzenesulfonic, p-toluenesulfonic acids, theophylline acetic acids, as well as the 8-halotheophyllines, for example 8-bromotheophylline and the like. Further examples of pharmaceutically acceptable inorganic or organic acid addition salts include the pharmaceutically acceptable salts listed in Berge, S.M. et al., J. Pharm. Sci. 1977, 66, 2.

[0052] Furthermore, the compounds of this invention may exist in unsolvated as well as in solvated forms with pharmaceutically acceptable solvents such as water, ethanol and the like. In general, the solvated forms are considered equivalent to the unsolvated forms for the purposes of this invention.

Pharmaceutical compositions

[0053] The present invention further provides a pharmaceutical composition comprising a therapeutically effective amount of a compound of formula I and a pharmaceutically acceptable carrier or diluent. The present invention also provides a pharmaceutical composition comprising a therapeutically effective amount of one of the specific compounds disclosed in the Experimental Section herein and a pharmaceutically acceptable carrier or diluent.

[0054] The compounds of the invention may be administered alone or in combination with pharmaceutically acceptable carriers, diluents or excipients, in either single or multiple doses. The pharmaceutical compositions according to the invention may be formulated with pharmaceutically acceptable carriers or diluents as well as any other known adjuvants and excipients in accordance with conventional techniques such as those disclosed in Remington: The Science and Practice of Pharmacy, 19th Edition, Gennaro, Ed., Mack Publishing Co., Easton, PA, 1995.

[0055] The pharmaceutical compositions may be specifically formulated for administration by any suitable route such as oral, rectal, nasal, pulmonary, topical (including buccal and sublingual), transdermal, intracisternal, intraperitoneal, vaginal and parenteral (including subcutaneous, intramuscular, intrathecal, intravenous and intradermal) routes. It will be appreciated that the route will depend on the general condition and age of the subject to be treated, the nature of the condition to be treated and the active ingredient.

[0056] Pharmaceutical compositions for oral administration include solid dosage forms such as capsules, tablets, dragees, pills, lozenges, powders and granules. Where appropriate, the compositions may be prepared with coatings such as enteric coatings or they may be formulated so as to provide controlled release of the active ingredient such as sustained or prolonged release according to methods well known in the art. Liquid dosage forms for oral administration include solutions, emulsions, suspensions, syrups and elixirs.

[0057] Pharmaceutical compositions for parenteral administration include sterile aqueous and nonaqueous injectable solutions, dispersions, suspensions or emulsions as well as sterile powders to be reconstituted in sterile injectable solutions or dispersions prior to use. Other suitable administration forms include, but are not limited to, suppositories, sprays, ointments, creams, gels, inhalants, dermal patches and implants.

[0058] Typical oral dosages range from about 0.001 to about 100 mg/kg body weight per day. Typical oral dosages also range from about 0.01 to about 50 mg/kg body weight per day. Typical oral dosages further range from about 0.05 to about 10 mg/kg body weight per day. Oral dosages are usually administered in one or more dosages, typically, one

to three dosages per day. The exact dosage will depend upon the frequency and mode of administration, the sex, age, weight and general condition of the subject treated, the nature and severity of the condition treated and any concomitant diseases to be treated and other factors evident to those skilled in the art.

[0059] The formulations may also be presented in a unit dosage form by methods known to those skilled in the art.

For illustrative purposes, a typical unit dosage form for oral administration may contain from about 0.01 to about 1000 mg, from about 0.05 to about 500 mg, or from about 0.5 mg to about 200 mg.

[0060] For parenteral routes such as intravenous, intrathecal, intramuscular and similar administration, typical doses are in the order of half the dose employed for oral administration.

[0061] The present invention also provides a process for making a pharmaceutical composition comprising admixing a therapeutically effective amount of a compound of formula I and at least one pharmaceutically acceptable carrier or diluent. In an embodiment, of the present invention, the compound utilized in the aforementioned process is one of the specific compounds disclosed in the Experimental Section herein.

[0062] The compounds of this invention are generally utilized as the free substance or as a pharmaceutically acceptable salt thereof. One example is an acid addition salt of a compound having the utility of a free base. When a compound of formula I contains a free base such salts are prepared in a conventional manner by treating a solution or suspension of a free base of formula I with a molar equivalent of a pharmaceutically acceptable acid. Representative examples of suitable organic and inorganic acids are described above.

[0063] For parenteral administration, solutions of the compounds of formula I in sterile aqueous solution, aqueous propylene glycol, aqueous vitamin E or sesame or peanut oil may be employed. Such aqueous solutions should be suitably buffered if necessary and the liquid diluent first rendered isotonic with sufficient saline or glucose. The aqueous solutions are particularly suitable for intravenous, intramuscular, subcutaneous and intraperitoneal administration. The compounds of formula I may be readily incorporated into known sterile aqueous media using standard techniques known to those skilled in the art.

[0064] Suitable pharmaceutical carriers include inert solid diluents or fillers, sterile aqueous solutions and various organic solvents. Examples of solid carriers include lactose, terra alba, sucrose, cyclodextrin, talc, gelatin, agar, pectin, acacia, magnesium stearate, stearic acid and lower alkyl ethers of cellulose. Examples of liquid carriers include, but are not limited to, syrup, peanut oil, olive oil, phospholipids, fatty acids, fatty acid amines, polyoxyethylene and water. Similarly, the carrier or diluent may include any sustained release material known in the art, such as glyceryl monostearate or glyceryl distearate, alone or mixed with a wax. The pharmaceutical compositions formed by combining the compounds of formula I and a pharmaceutically acceptable carrier are then readily administered in a variety of dosage forms suitable for the disclosed routes of administration. The formulations may conveniently be presented in unit dosage form by methods known in the art of pharmacy.

[0065] Formulations of the present invention suitable for oral administration may be presented as discrete units such as capsules or tablets, each containing a predetermined amount of the active ingredient, and optionally a suitable excipient. Furthermore, the orally available formulations may be in the form of a powder or granules, a solution or suspension in an aqueous or non-aqueous liquid, or an oil-in-water or water-in-oil liquid emulsion.

[0066] If a solid carrier is used for oral administration, the preparation may be tableted, placed in a hard gelatin capsule in powder or pellet form or it may be in the form of a troche or lozenge. The amount of solid carrier will vary widely but will range from about 25 mg to about 1 g per dosage unit. If a liquid carrier is used, the preparation may be in the form of a syrup, emulsion, soft gelatin capsule or sterile injectable liquid such as an aqueous or non-aqueous liquid suspension or solution.

[0067] The pharmaceutical compositions of the invention may be prepared by conventional methods in the art. For example, tablets may be prepared by mixing the active ingredient with ordinary adjuvants and/or diluents and subsequently compressing the mixture in a conventional tableting machine prepare tablets. Examples of adjuvants or diluents comprise: corn starch, potato starch, talcum, magnesium stearate, gelatin, lactose, gums, and the like. Any other adjuvants or additives usually used for such purposes such as colorings, flavorings, preservatives etc. may be used provided that they are compatible with the active ingredients.

Treatment of Disorders

[0068] As mentioned above, the compounds of formula I are PDE10A enzyme inhibitors and as such are useful to treat associated neurological and psychiatric disorders.

[0069] The invention thus provides a compound of formula I or a pharmaceutically acceptable acid addition salt thereof, as well as a pharmaceutical composition containing such a compound, for use in the treatment of a neurodegenerative disorder, psychiatric disorder or drug addiction in humans.

[0070] In one embodiment of the present invention, the neurodegenerative disorder or condition involves neurodegeneration of striatal medium spiny neurons in a human. In a specific embodiment of the present invention, the neurodegenerative disorder or condition is Huntington's disease. In a further embodiment the disorder is dyskinesia associated

with dopamine agonist therapy.

[0071] In an embodiment the psychiatric disorder is selected from the group consisting of schizophrenia, for example of the paranoid, disorganized, catatonic, undifferentiated, or residual type; schizophreniform disorder; schizoaffective disorder, for example of the delusional type or the depressive type; delusional disorder; substance-induced psychotic disorder, for example psychosis induced by alcohol, amphetamine, cannabis, cocaine, hallucinogens, inhalants, opioids, or phencyclidine; personality disorder of the paranoid type; and personality disorder of the schizoid type.

[0072] The term "drug addiction", as used herein, means an abnormal desire for a drug and is generally characterized by motivational disturbances such a compulsion to take the desired drug and episodes of intense drug craving.

[0073] Drug addiction is widely considered a pathological state. The disorder of addiction involves the progression of acute drug use to the development of drug-seeking behavior, the vulnerability to relapse, and the decreased, slowed ability to respond to naturally rewarding stimuli. For example, The Diagnostic and Statistical Manual of Mental Disorders, Fourth Edition (DSM-IV) has categorized three stages of addiction: preoccupation/anticipation, binge/intoxication, and withdrawal/negative affect. These stages are characterized, respectively, everywhere by constant cravings and preoccupation with obtaining the substance; using more of the substance than necessary to experience the intoxicating effects; and experiencing tolerance, withdrawal symptoms, and decreased motivation for normal life activities.

[0074] Other disorders that can be treated according to the present invention are obsessive/compulsive disorders, non-insuline demanding diabetes mellitus (NIDDM), and Tourette's syndrome and other tic disorders as well as Attention Deficit/Hyperactivity Disorder (ADHD).

[0075] The compounds of formula I or pharmaceutically acceptable salts thereof may be used in combination with one or more other drugs (including typical and atypical antipsychotic agent) in the treatment of diseases or conditions for which the compounds of the present invention have utility, where the combination of the drugs together are safer or more effective than either drug alone. Additionally, the compounds of the present invention may be used in combination with one or more other drugs that treat, prevent, control, ameliorate, or reduce the risk of side effects or toxicity of the compounds of the present invention. The combinations, uses and methods of treatment of the invention may also provide advantages in treatment of patients who fail to respond adequately or who are resistant to other known treatments.

[0076] Such other drugs may be administered, by a route and in an amount commonly used therefore, contemporaneously or sequentially with the compounds of the present invention. Accordingly, the pharmaceutical compositions of the present invention include those that contain one or more other active ingredients, in addition to the compounds of the present invention. The combinations may be administered as part of a unit dosage form combination product, or as a kit or treatment protocol wherein one or more additional drugs are administered in separate dosage forms as part of a treatment regimen.

[0077] The term "neuroleptic agent" as used herein refers to drugs, which have the effect on cognition and behaviour of antipsychotic agent drugs that reduce confusion, delusions, hallucinations, and psychomotor agitation in patients with psychoses. Also known as major tranquilizers and antipsychotic drugs, neuroleptic agents include, but are not limited to: typical antipsychotic drugs, including phenothiazines, further divided into the aliphatics, piperidines, and piperazines, thioxanthenes (e.g., cisordinol), butyrophenones (e.g., haloperidol), dibenzoxazepines (e.g., loxapine), dihydroindolones (e.g., molindone), diphenylbutylpiperidines (e.g., pimozide), and atypical antipsychotic drugs, including benzisoxazoles (e.g., risperidone), sertindole, olanzapine, quetiapine, osanetant and ziprasidone.

[0078] Particularly preferred neuroleptic agents for use in the invention are sertindole, olanzapine, risperidone, quetiapine, aripiprazole, haloperidol, clozapine, ziprasidone and osanetant.

[0079] As used herein, and unless otherwise indicated, a "neurodegenerative disorder or condition" refers to a disorder or condition that is caused by the dysfunction and/or death of neurons in the central nervous system. The treatment of these disorders and conditions can be facilitated by administration of an agent which prevents the dysfunction or death of neurons at risk in these disorders or conditions and/or enhances the function of damaged or healthy neurons in such a way as to compensate for the loss of function caused by the dysfunction or death of at-risk neurons. The term "neurotrophic agent" as used herein refers to a substance or agent that has some or all of these properties.

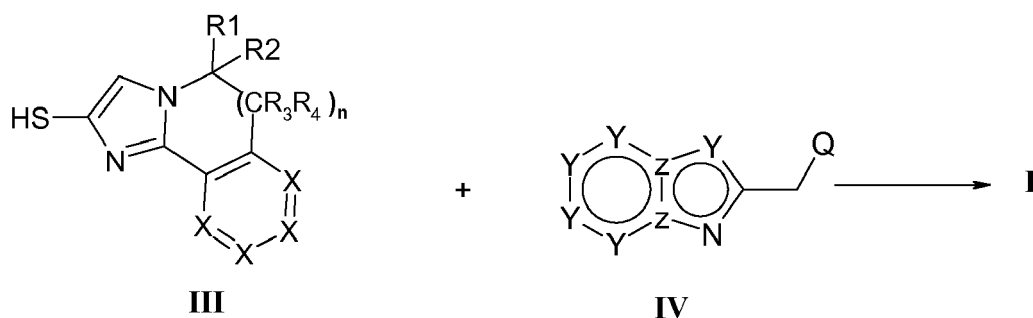
[0080] Headings and sub-headings are used herein for convenience only, and should not be construed as limiting the invention in any way.

Experimental Section

Preparation of the compounds of the invention

[0081] Compounds of the general formula I of the invention may be prepared as described in the following reaction schemes.

[0082] Compounds of formula I, wherein L is $-CH_2-S-$, can be prepared by the coupling of a nucleophile of formula III with an electrophile of formula IV, where Q is a leaving group, e.g. Cl, Br, I, methanesulfonyl, 4-toluenesulfonyl, as shown in scheme 1.



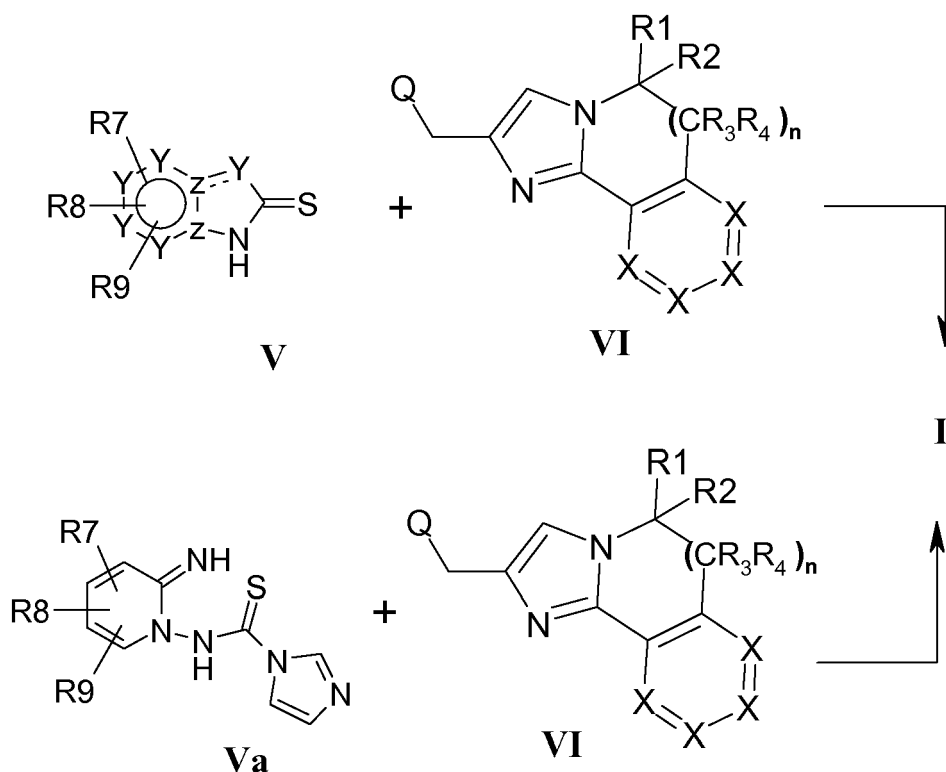
Scheme 1.

[0083] This reaction is typically carried out in a solvent such as 1-propanol, toluene, DMF, or acetonitrile, optionally in the presence of a carbonate base such as potassium carbonate or a tertiary amine base such as triethylamine or diisopropylethylamine (DIPEA), at a temperature ranging from about 0°C to about 200°C, optionally under pressure in a closed vessel. Other suitable solvents include benzene, chloroform, dioxane, ethyl acetate, 2-propanol and xylene. Alternatively, solvent mixtures such as toluene/2-propanol can be used.

[0084] Thiol-compounds of formula III can be made by methods similar to those described in the literature e.g. Journal of Heterocyclic Chemistry 1977 14(5), 889-92, Journal of the Chemical Society, Perkin Transactions 1: Organic and Bio-Organic Chemistry 1979, 5, 1132-6, Journal of the Chemical Society, Perkin Transactions 1: Organic and Bio-Organic Chemistry 1997, 20, 2983-2988, Organic & Biomolecular Chemistry 2009, 7, 128-134.

[0085] Some electrophiles of formula IV are commercially available, and many others are known in the art, see for example JP 59176277 and US 2010016303. The electrophile IV, where Q is a leaving group, e.g. Cl, Br, I, methanesulfonyl, 4-toluenesulfonyl, can also be prepared by conversion of the corresponding primary alcohol to said leaving group by methods known to chemists skilled in the art. Said methods can for example be selected from reacting compounds of the corresponding primary alcohol with thionyl chloride, phosphorous trichloride, phosphorous tribromide, methanesulfonyl chloride, or 4-toluenesulfonyl chloride optionally in the presence of a suitable solvent, such as dichloromethane or 1,2-dichloroethane, and optionally in the presence of a base, such as triethylamine, diisopropylethylamine, or pyridine. Alternatively, electrophiles of formula IV can be prepared by reacting commercially available heteroaromatic amines with 1,3-dihaloacetones of, e.g. 1,3-dichloroacetone, in a suitable solvent, such as 1,2-dimethoxyethane or ethanol, at a suitable temperature, such as room temperature or reflux. Some electrophiles of formula IV are commercially available, and many others are known in the art, see for example Tsuchiya, T.; Sashida, H. J. Chem. Soc., Chem. Commun. 1980, 1109-1110; Tsuchiya, T.; Sashida, H; Konoshita, A. Chem. Pharm. Bull. 1983, 31, 4568-4572.

[0086] Compounds of formula I, wherein L is -S-CH₂-, can be prepared by the coupling of a nucleophile of formula V or Va with an electrophile of formula VI, where Q is a leaving group, e.g. Cl, Br, I, methanesulfonyl, 4-toluenesulfonyl, as shown in scheme 2. In the reaction between V and Va with VI, alkylation of the sulfur atom of V or Va with VI and ring closure to form the triazole ring both take place under the same reaction conditions in a one-pot procedure.



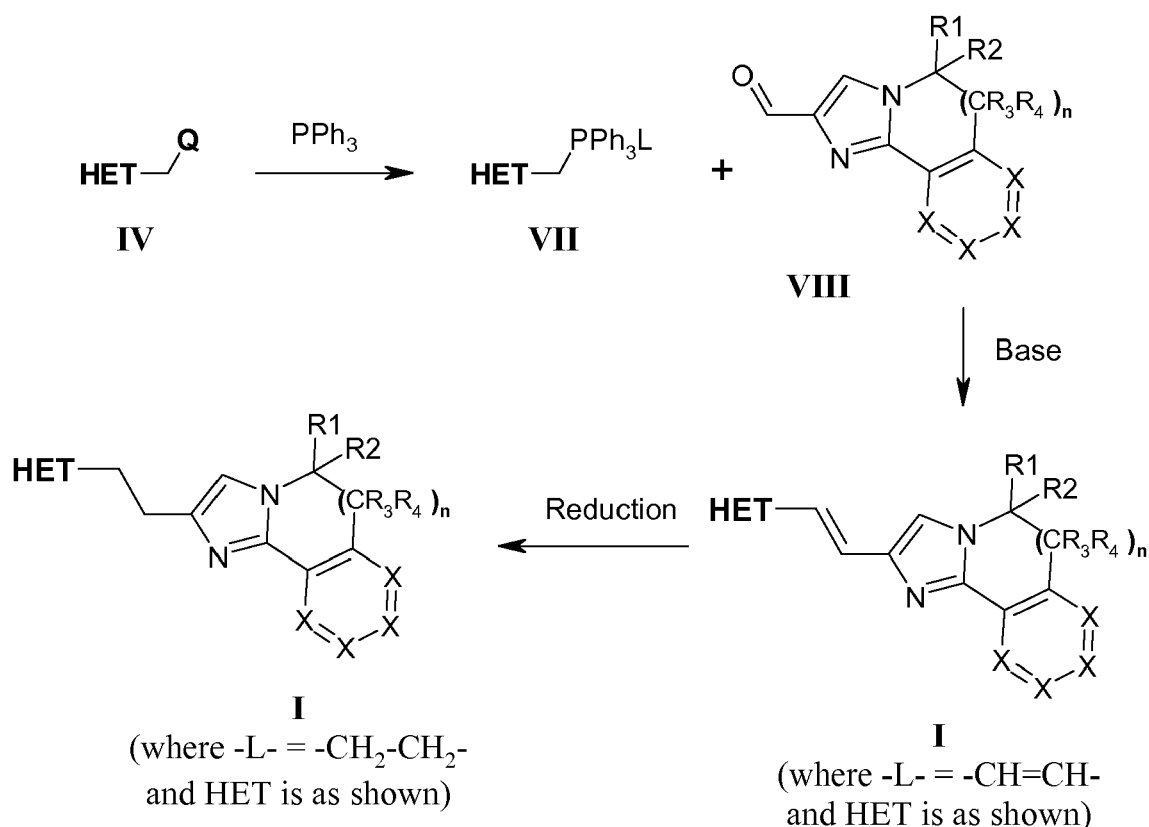
Scheme 2.

[0087] This reaction is typically carried out in a solvent such as 1-propanol, toluene, DMF, or acetonitrile, optionally in the presence of a carbonate base such as potassium carbonate or a tertiary amine base such as triethylamine or diisopropylethylamine (DIPEA), at a temperature ranging from about 0°C to about 200°C, optionally under pressure in a closed vessel. Other suitable solvents include benzene, chloroform, dioxane, ethyl acetate, 2-propanol and xylene. Alternatively, solvent mixtures such as toluene/2-propanol can be used.

[0088] Compounds of formula **V** are either commercially available or can be prepared as described in the literature, see for example Brown et al. Aust. J. Chem. 1978, 31, 397-404; Yutilov et al. Khim. Geter. Soedin. 1988, 799-804; Wilde et al. Bioorg. Med. Chem. Lett. 1995, 5, 167-172; Kidwai et al. J. Korean Chem. Soc. 2005, 49, 288-291. Compounds of formula **Va** can be prepared as described in WO 96/01826 from the corresponding 1,2-diaminopyridines by reaction with thiocarbonyldiimidazole in a suitable solvent, such as chloroform, at a suitable temperature, such as room temperature or +40°C. The requisite 1,2-diaminopyridines are readily available from the corresponding commercially available 2-aminopyridines by reaction with a suitable *N*-amination reagent, such as *O*-(mesitylsulfonyl)hydroxylamine, in a suitable solvent, such as chloroform, at a suitable temperature, such as 0°C or room temperature, see WO 96/01826.

[0089] Compounds of formula **VI** can be prepared as described in e.g. Venkatesan, A. et al. ChemMedChem 2008, 3, 1658-1661.

[0090] Compounds of formula **I**, wherein L is -CH=CH- or -CH₂-CH₂- can be prepared by the reaction sequence shown in scheme 3.



Scheme 3.

[0091] Specifically, compounds of formula **I**, wherein L is $-\text{CH}_2-\text{CH}_2-$ can be prepared by reduction of an alkene of formula **I**, wherein L is $-\text{CH}=\text{CH}-$, by hydrogenation using a transition metal catalyst, such as palladium metal, together with a hydrogen source, such as hydrogen gas, ammonium hydrogen carbonate, or cyclohexadiene. Said alkenes of formula **I**, wherein L is $-\text{CH}=\text{CH}-$ can be prepared by the Wittig reaction between a phosphonium salt of formula **VII** and an aldehyde of formula **VIII** in a suitable solvent, such as tetrahydrofuran, in the presence of a suitable base, such as 1,8-diazabicyclo[5.4.0]undec-7-ene. Phosphonium salt of formula **VII** are readily available by reaction of compounds of formula **IV** (see scheme 1 above) with triphenylphosphine by methods known to chemists skilled in the art. Aldehydes of formula **VIII** are available by methods described in the literature se e.g. Venkatesan, A. et al. ChemMedChem 2008, 3, 1658-1661.

General Methods

[0092] Analytical LC-MS data were obtained using the following method:

A PE Sciex API 150EX instrument equipped with atmospheric pressure photo ionisation and a Shimadzu LC-8A/SLC-10A LC system was used. Column: 4.6 x 30 mm Waters Symmetry C18 column with 3.5 micro m particle size; Column temperature: 60°C; Solvent system: A = water/trifluoroacetic acid (99.95:0.05) and B = methanol/trifluoroacetic acid (99.965:0.035); Method: Linear gradient elution with A:B = 83:17 to 0:100 in 2.4 minutes and with a flow rate of 3.0 mL/minute.

[0093] Preparative LC-MS-purification was performed on a PE Sciex API 150EX instrument with atmospheric pressure chemical ionization. Column: 50 X 20 mm YMC ODS-A with 5 micro m particle size; Method: Linear gradient elution with A:B = 80:20 to 0:100 in 7 minutes and with a flow rate of 22.7 mL/minute. Fraction collection was performed by split-flow MS detection.

^1H NMR spectra were recorded at 500.13 MHz on a Bruker Avance AV500 instrument or at 600.16 MHz on a Bruker

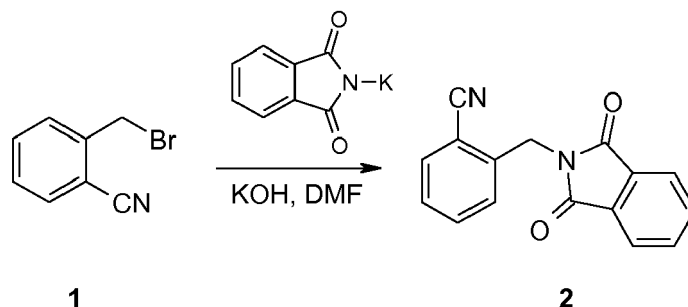
Avance Ultrashield plus instrument. TMS was used as internal reference standard. Chemical shift values are expressed in ppm. The following abbreviations are used for multiplicity of NMR signals: s = singlet, d = doublet, t = triplet, q = quartet, qui = quintet, h = heptet, dd = double doublet, dt = double triplet, dq = double quartet, td = triplet of doublets, tt = triplet of triplets, m = multiplet, br s = broad singlet and br = broad signal.

[0094] Abbreviations are in accordance with to the ACS Style Guide: "The ACS Styleguide - A manual for authors and editors" Janet S. Dodd, Ed. 1997, ISBN: 0841234620

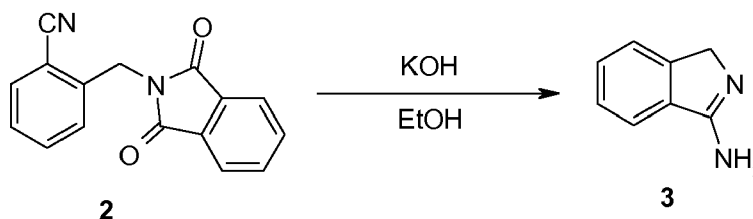
Preparation of intermediates

5H-Imidazo[2,1-a]isoindole-2-carbaldehyde

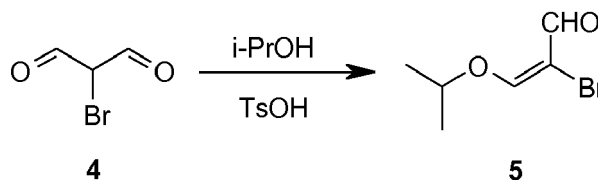
[0095]



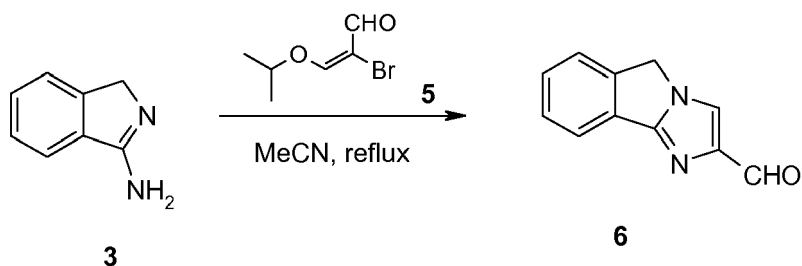
[0096] A solution of compound **1** (19 g, 0.097 mol) and potassium phthalimide (18 g, 0.097 mol) in DMF (100 mL) was heated at 100°C for 1 hour. The mixture was poured into water (500 mL) and the solids filtered and washed with water. The solids were dried under vacuum to give compound **2** (21 g, yield: 65%) as a white solid. ¹H NMR (400 MHz, CDCl₃): δ 7.89-7.87 (m, 2H), 7.76-7.74 (m, 2H), 7.67 (d, *J* = 6.8 Hz, 2H), 7.51 (t, *J* = 7.6 Hz, 1H), 7.37 (t, *J* = 8.0 Hz, 2H), 5.09 (s, 2H).



[0097] A mixture of compound **2** (21 g, 0.080 mol) and KOH (13 g, 0.230 mol) in EtOH (150 mL) was heated at 80°C for 0.5 hour. The thick mixture was cooled and filtered. The filtrate was diluted with water (1 L) and extracted with EtOAc (200 mLx2). The combined organic layers were dried over Na₂SO₄ and concentrated to give crude compound **3** (8.05 g, 63%) as a brown solid.



[0098] A mixture of compound **4** (3.9 g, 26.9 mmol), *i*-PrOH (7.8 mL), TsOH.H₂O (73 mg, 0.38 mmol) and hexane (49 mL) was distilled (atmospheric pressure, reaction temperature 67°C) to remove the solvent, the remaining 27 mL of solution was further distilled in vacuum (~8.5 kPa, reaction temperature 25°C) to afford the crude product **5** (5.0 g) as a brown liquid, which was unstable and used in the next step directly.



[0099] A solution of crude compound **3** (8.05 g, 0.061 mol) and crude compound **5** (11.8 g, 0.061) was stirred at room temperature for 20 hours, then potassium carbonate (16.8 g, 122 mmol) was added to the mixture and heated to reflux for 2 hours. The reaction solution was concentrated, the residue was purified by column chromatography on silica gel (n-heptane/EtOAc, 1:1 to 100% EtOAc) to give **6** (2.00 g, yield: 6.95%) as a yellow solid. ^1H NMR (400 MHz, CDCl_3): δ 9.89 (s, 1H), 7.88-7.83 (m, 2H), 7.45-7.43 (m, 2H), 7.39-7.37 (m, 1H), 4.93 (s, 2H).

[0100] The following intermediates were prepared in a similar way:

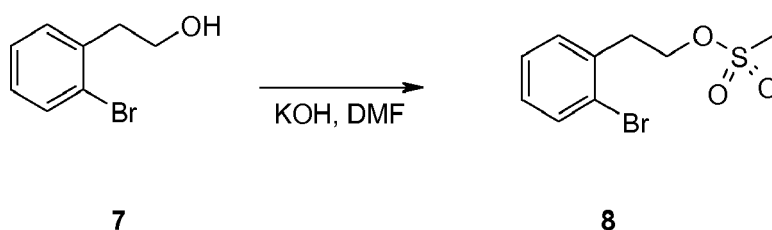
7-Fluoro-5H-imidazo[2,1-a]isoindole-2-carbaldehyde, ^1H NMR (600 MHz, CDCl_3): δ 9.93 (s, 1H), 7.92 (s, 1H), 7.91-7.89 (m, 1H), 7.26-7.21 (m, 2H), 5.03 (s, 2H). LC-MS (MH^+): m/z = 203.0, t_R (minutes) = 0.53.

8-Fluoro-5H-imidazo[2,1-a]isoindole-2-carbaldehyde, ^1H NMR (600 MHz, CDCl_3): δ 9.94 (s, 1H), 7.93 (s, 1H), 7.62 (dd, J = 8.0, 2.4 Hz, 1H), 7.48 (dd, J = 8.5, 4.5 Hz, 1H), 7.16 (td, J = 8.5, 2.4 Hz, 1H), 5.02 (s, 2H). LC-MS (MH^+): m/z = 203.1, t_R (minutes) = 0.64.

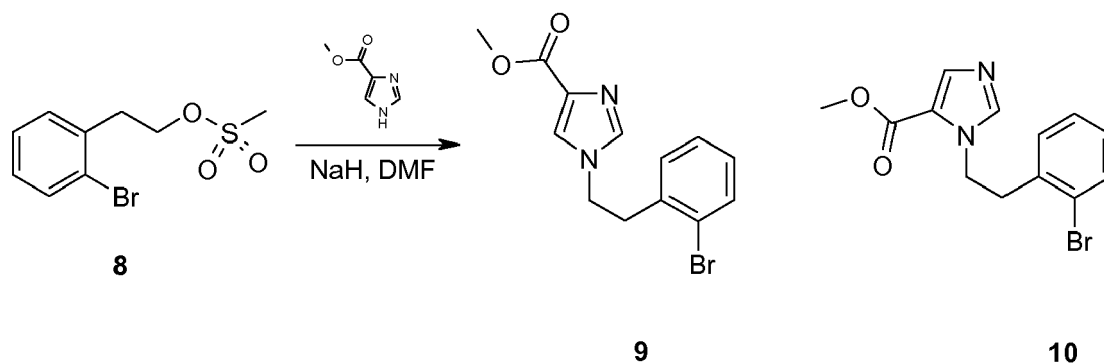
7-Methoxy-5H-imidazo[2,1-a]isoindole-2-carbaldehyde, ^1H NMR (600 MHz, CDCl_3): δ 9.91 (s, 1H), 7.88 (s, 1H), 7.86 - 7.83 (m, 1H), 7.05 - 7.02 (m, 2H), 4.98 (s, 2H), 3.89 (s, 3H). LC-MS (MH^+): m/z = 215.0, t_R (minutes) = 0.47.

5,6-Dihydro-imidazo[2,1-a]isoquinoline-2-carbaldehyde

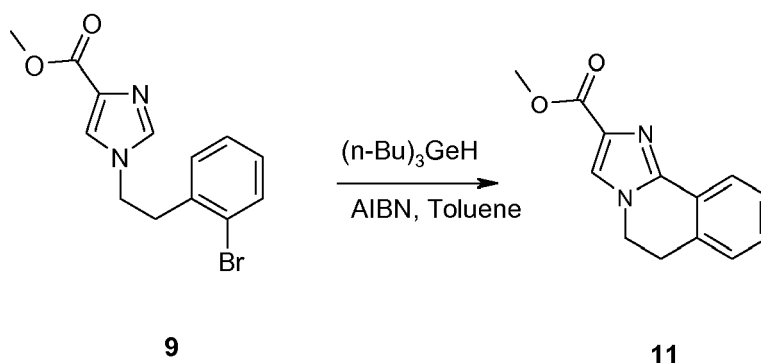
[0101]



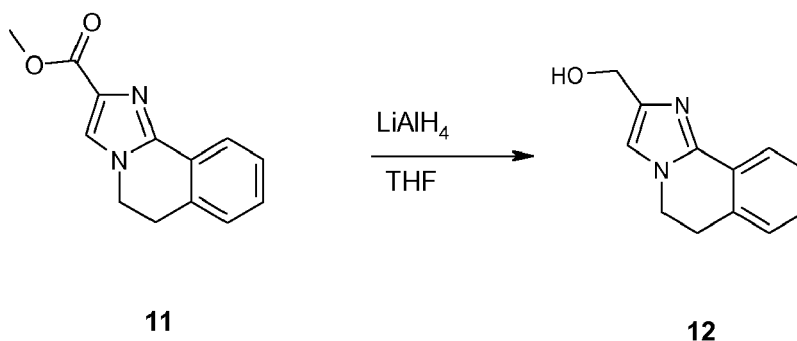
[0102] A solution of compound **7** (4.92 g, 0.037 mol) in toluene (100 mL) was treated with triethylamine (10.2 mL, 0.073 mol) and the solution cooled to 0°C. Methane sulfonyl chloride (2.87 mL, 0.037 mol) was added, after stirring at this temperature for 10 minutes the solution was allowed to warm to room temperature and stirred for 16 hours. The mixture was poured into water (250 mL) and extracted with DCM (250 mL x 2). The combined organic layers were dried over MgSO_4 and concentrated to give crude compound **8** (7.05 g) as a brown liquid. ^1H NMR (500 MHz, $\text{DMSO}-d_6$): δ 7.59 (d, J = 7.8 Hz, 2H), 7.44 (d, J = 7.8 Hz, 2H), 7.38 (t, J = 7.8 Hz, 2H), 7.23 (t, J = 7.8 Hz, 1H), 4.43 (t, J = 6.8 Hz, 2H), 3.14 (t, J = 6.8 Hz, 2H), 3.12 (s, 3H).



[0103] Methyl 4-imidazolecarboxylate (1.09 g, 8.62 mmol) was slowly added to a suspension of sodium hydride (60% dispersion in oil, 0.52 g, 13 mmol) in DMF (40 mL). The mixture was heated to 80°C and stirred at this temperature for 1 hour. A solution of compound **8** (3.61 g, 12.90 mmol) in DMF (20 mL) was added dropwise to the reaction mixture at this temperature and the reaction mixture stirred a further 12 hours at 80°C. The cooled mixture was filtered, the volatiles removed in vacuo and the residue purified by column chromatography on silica gel (100% n-heptane to 100% EtOAc) to yield compound **10** (0.91 g, 34 %) as a yellow semi solid first LC-MS (MH^+): $m/z = 311.3$, t_R (min,) =1.15 then compound **9** (1.38 g, yield: 51 %) as a yellow solid LC-MS (MH^+): $m/z = 311.3$, t_R (minutes) =1.16.

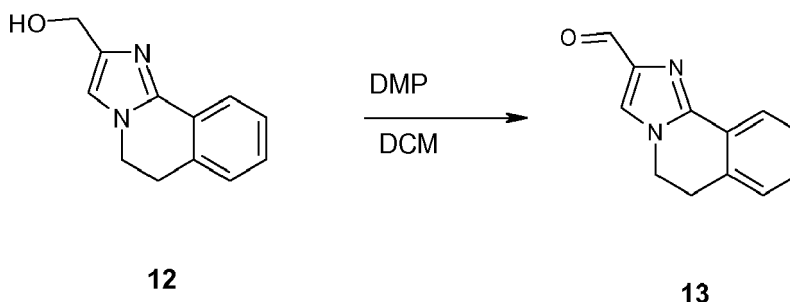


[0104] To a solution of 1-[2-(2-bromophenyl)ethyl]-1H-imidazole-4-carboxylic acid methyl ester (1.38 g, 4.46 mmol) in toluene (20 mL) degassed with argon and heated to 100°C was added a solution of tributylgermanium hydride in toluene (10 mL) degassed with argon. 2,2'-Azo-bis-isobutyronitrile (0.88 g, 5.36 mmol) was added and the reaction stirred at 110°C for 16 h. A further 2'-azo-bis-isobutyronitrile (0.88 g, 5.36 mmol) was added and the reaction stirred at 110°C for 4 h. The reaction was quenched by pouring into 1 M HCl solution (100 mL), the two phases were separated and the aqueous phase treated extracted with n-heptane (2 x 100 mL). The aqueous phase was basified with saturated sodium bicarbonate solution and extracted with DCM (3 x 100 mL). The combined organics were dried over $MgSO_4$, filtered and the volatiles removed in vacuo and the residue purified by column chromatography on silica gel (100% n-heptane to 100% EtOAc) to yield compound **11** (124 mg, 13 %) LC-MS (MH^+): $m/z = 229.2$, t_R (minutes) =0.86.



[0105] To a solution of 5,6-dihydroimidazo[2,1-a]isoquinoline-2-carboxylic acid methyl ester (210 mg, 0.92 mmol) in THF (9.6 mL) under an atmosphere of nitrogen was added a 1M solution of $LiAlH_4$ in THF (1.1 mL) and the solution

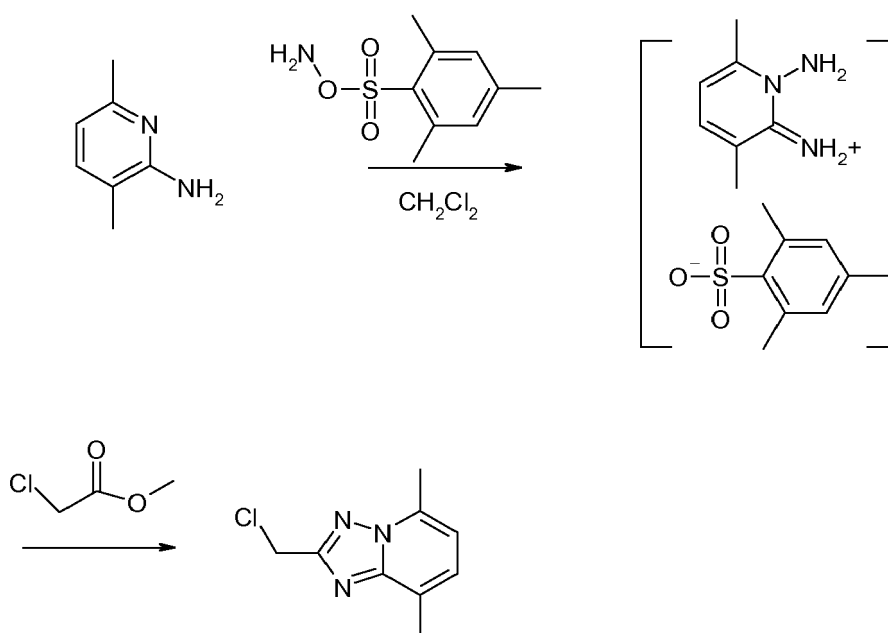
stirred at room temperature for 2 h. Water (0.5 mL) was added followed by EtOAc (50 mL) and the solution dried with MgSO_4 , filtered and the volatiles removed in vacuo to yield compound **12** (177 mg, 96 %) LC-MS (MH^+): m/z = 201.2, t_R (minutes) = 0.29.



[0106] To a solution of (5,6-dihydroimidazo[2,1-a]isoquinolin-2-yl)-methanol (177 mg, 0.88 mmol) in DCM (10 mL) under an atmosphere of argon was added Dess-Martin periodinane (41 mg, 0.97 mmol) and the solution stirred at room temperature for 2 h. The reaction was diluted with EtOAc (100 mL) and washed with saturated sodium bicarbonate solution (3 x 50 mL), brine (50 mL) then dried with Na_2SO_4 , filtered and the volatiles removed in vacuo to yield crude compound **13** (165 mg, 94 %) LC-MS (MH^+): m/z = 199.0, t_R (minutes) = 0.55.

2-Chloromethyl-5,8-dimethyl-[1,2,4]triazolo[1,5-a]pyridine

[0107]



[0108] To a solution of 3,6-Dimethyl-2-pyridinamine (2.00 g, 16.4 mmol) in 50 mL of DCM was added dropwise a solution of hydroxylamine-2,4,6-Trimethyl-benzenesulfonate (4.22 g, 19.6 mmol) in 50 mL of CH_2Cl_2 at 0°C , and the mixture was stirred and allowed to warm to room temperature. The solvents were evaporated and the residue dissolved in 80 mL of MeOH then treated with DBU (3.43 mL, 22.9 mmol) and the solution stirred for 5 mins. After chloroacetic acid methyl ester (1.44 mL, 16.4 mmol) was added, the resultant mixture was stirred at room temperature for 48 h. After being concentrated under reduce pressure, the residue was diluted with water (100 mL) and extracted with EtOAc (3 x 100 mL). The combined organic layers were washed with water (50 mL), brine (50 mL), dried over MgSO_4 , filtered, and concentrated under vacuum. The residue was purified by column chromatography on silica gel (petroleum ether/EtOAc = 2/1) to give 2.65 g of 2-Chloromethyl-5,8-dimethyl-[1,2,4]triazolo[1,5-a]pyridine in 82% yield. LC-MS (MH^+): m/z = 195.9, t_R (minutes) = 1.14

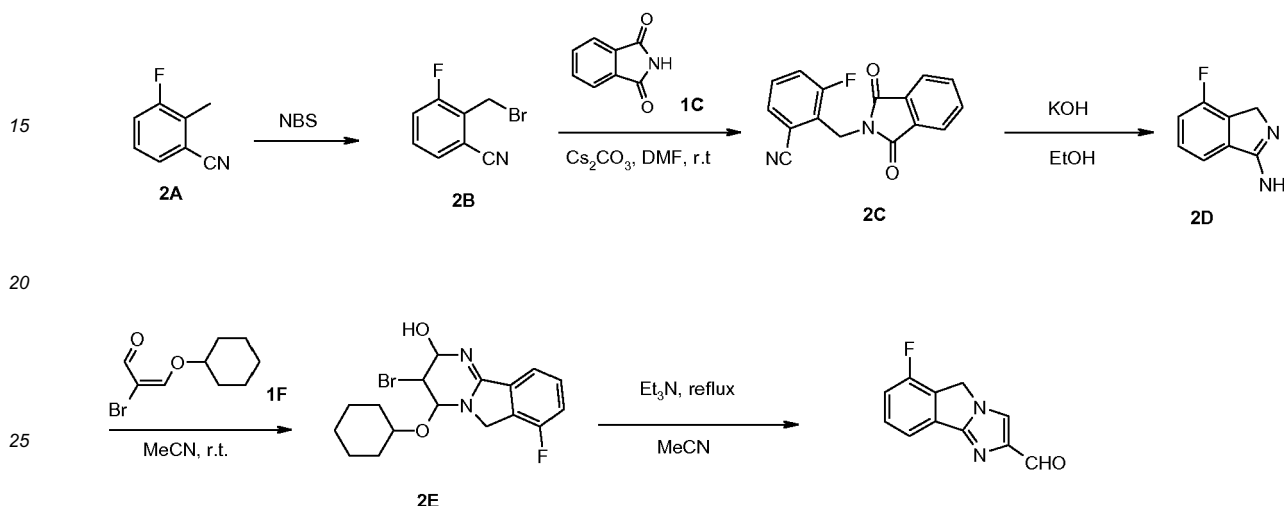
[0109] The following intermediates were prepared analogously:

2-Chloromethyl-5-methyl-[1,2,4]-triazolo[1,5-a]pyrazine from 2-amino-6-methylpyrazine. 28% yield, LC-MS: m/z = 181.8 (MH^+), t_R = 0.64 min

2-Chloromethyl-5,8-dimethyl-[1,2,4]-triazolo[1,5-a]pyrazine from 2-amino-3,6-dimethylpyrazine. 60% yield, 1H NMR (500 MHz, $CDCl_3$): δ 7.91 (s, 1H), 4.87 (s, 2H), 2.91 (s, 3H), 2.74 (s, 3H), LC-MS: m/z = 196.9 (MH^+), t_R = 0.64 min

6-Fluoro-5H-imidazo[2,1-a]isoindole-2-carbaldehyde

[0110]



[0111] A solution of the compound **2A** (50 g, 0.37 mol) in CCl_4 (500 mL) was added the NBS (72.5 g, 0.408 mol) and the AIBN (1.2 g, 0.037 mol), the reaction solution was refluxed for overnight, TLC indicated the reaction was completed, the reaction solution was filtered and concentrated in vacuum to give the crude product which was purified by flash silica chromatography eluting with petroleum ether/EtOAc (500:1) to give the desired compound **2B** (30 g, yield: 40%) as a white solid.

[0112] To a solution of compound **2B** (60 g, 0.28 mol) and compound **1C** (78 g, 0.44 mol) in DMF (500 mL) was added Cs_2CO_3 (150 g, 0.46 mol). The mixture was stirred at r.t (12 °C) for 2 hours. TLC indicated that all the starting material **2B** was consumed completely. The mixture was poured into water (2 L), the precipitated product was filtered, washed with water (500 mL) and methanol (500 mL) to give the product **2C** (85 g, yield: 92%) as a white solid.

[0113] A mixture of compound **2C** (130 g, 0.466 mol) and KOH (80 g, 1.43 mol) in EtOH (1.8 L) was heated at 90°C for 0.5 hour. TLC showed that the reaction was completed. The mixture was cooled and filtered, the yellowish filtrate was concentrated in vacuum to give a brown solid, which was diluted with EtOAc (1 L) and water (300 mL), the aqueous layer was extracted by EtOAc (300 mLx5), the combined organic layer was washed by brine (300 mL), dried over anhydrous Na_2SO_4 , concentrated in vacuum to give the product **2D** (65 g, crude) as brown solid, which is pure enough for next step reaction. A mixture of compound **2D** (25 g, crude) and compound **1F** (43 g, 0.185 mol) in dry CH_3CN (500 mL) was stirred at r.t. (27°C) overnight. The resulting mixture was filtered and washed with MeCN, and dried in vacuum over to afford compound **2E** (37 g, yield: 85%). A solution of compound **2E** (23 g, 60 mmol) and Et_3N (7.27 g, 72 mmol) in dry CH_3CN (400 mL) was stirred at 90°C -100 °C reflux for 18 hours. The reaction solution was concentrated. The residue was diluted with EtOAc, and washed with 20% aqueous potassium hydrogen carbonate solution. After filtration through a pad of Celite, the organic layer was dried ($MgSO_4$) and concentrated in vacuum. The residue was purified by silica column chromatography (eluted with PE:EtOAc = 5:1) to give 6-Fluoro-5H-imidazo[2,1-a]isoindole-2-carbaldehyde (1.1 g, yield: 10%) as a yellowish solid. 1H NMR ($CDCl_3$ 400 MHz): δ 9.9 (s, 1H), 7.89 (s, 1H), 7.69 (d, J = 7.6Hz, 1H), 7.50-7.44 (m, 1H), 7.11 (m, 1H), 5.04 (s, 2H).

[0114] The following intermediates were made in a similar way:

- 5H-imidazo[2,1-a]isoindole-2-carbaldehyde
- 7-Fluoro-5H-imidazo[2,1-a]isoindole-2-carbaldehyde
- 8-Fluoro-5H-imidazo[2,1-a]isoindole-2-carbaldehyde
- 9-Fluoro-5H-imidazo[2,1-a]isoindole-2-carbaldehyde
- 6-Methoxy-5H-imidazo[2,1-a]isoindole-2-carbaldehyde

7-Methoxy-5H-imidazo[2,1-a]isoindole-2-carbaldehyde

8-Methoxy-5H-imidazo[2,1-a]isoindole-2-carbaldehyde

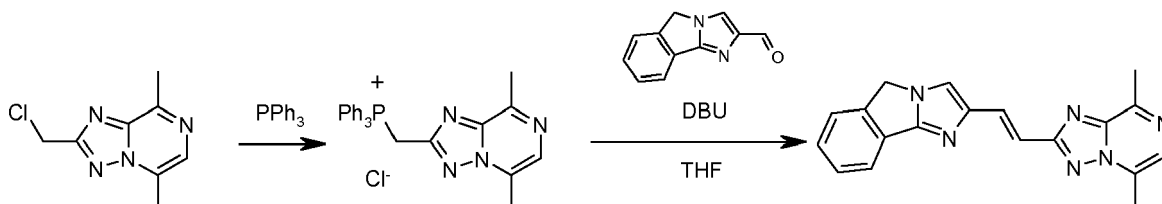
9-Methoxy-5H-imidazo[2,1-a]isoindole-2-carbaldehyde

5H-Imidazo[1',2':1,5]pyrrolo[3,4-b]pyridine-2-carbaldehyde (i.e. 6-aza-5H-imidazo[2,1-a]isoindole-2-carbaldehyde)

8H-3,6,8a-Triaza-cyclopenta[a]indene-2-carbaldehyde (i.e. 7-aza-5H-imidazo[2,1-a]isoindole-2-carbaldehyde)

8H-3,5,8a-Triaza-cyclopenta[a]indene-2-carbaldehyde (i.e. 8-aza-5H-imidazo[2,1-a]isoindole-2-carbaldehyde)

5H-Imidazo[1',2':1,2]pyrrolo[3,4-b]pyridine-2-carbaldehyde (i.e. 9-aza-5H-imidazo[2,1-a]isoindole-2-carbaldehyde)

2-[-2-(5,8-Dimethyl-[1,2,4]triazolo[1,5-a]pyrazin-2-yl)-vinyl]-5H-imidazo[2,1-a]isoindole**[0115]**

[0116] A solution of 2-chloromethyl-5,8-dimethyl-[1,2,4]triazolo[1,5-a]pyrazine (1.351 g, 6.87 mmol) and triphenylphosphine (1.80 g, 6.87 mmol) in acetonitrile 150 mL was heated at reflux for 12 h. The solvents were removed *in vacuo* and the residue slurried in ether, filtered and dried to yield (5,8-Dimethyl-[1,2,4]triazolo[1,5-a]pyrazin-2-ylmethyl)-triphenylphosphonium; chloride as an off white solid (2.412 g, 74.9%). LC-MS: m/z = 423.2 ($[M-Cl]^+$), t_R = 0.86 minutes, method A.

[0117] A solution of 5H-Imidazo[2,1-a]isoindole-2-carbaldehyde (150 mg, 0.81 mmol) in dry THF (5.3 mL) was added to (5,8-Dimethyl-[1,2,4]triazolo[1,5-a]pyrazin-2-ylmethyl)-triphenyl-phosphonium chloride (374 mg, 0.81 mmol) under argon and 1,8-diazabicyclo [5.4.0]undec-7-ene (120 micro L, 0.81 mmol) was added. The reaction mixture was stirred at room temperature for 12 hours after which it was evaporated onto silica gel (2 g). Silica gel chromatography (gradient elution; A:B 100:0 to 0:100, where A is ethyl acetate and B is 10% MeOH in ethyl acetate) afforded the title compound as a mixture of the cis and trans isomers (139 mg, 52%). LC-MS: m/z = 329.3 (MH^+), t_R = 0.96 minutes.

[0118] The following intermediates were prepared in a similar manner:

2-[-2-(5,8-Dimethyl-[1,2,4]triazolo[1,5-a]pyrazin-2-yl)-vinyl]-6-fluoro-5H-imidazo[2,1-a]isoindole

2-[-2-(5,8-Dimethyl-[1,2,4]triazolo[1,5-a]pyrazin-2-yl)-vinyl]-7-fluoro-5H-imidazo[2,1-a]isoindole

2-[-2-(5,8-Dimethyl-[1,2,4]triazolo[1,5-a]pyrazin-2-yl)-vinyl]-8-fluoro-5H-imidazo[2,1-a]isoindole

2-[-2-(5,8-Dimethyl-[1,2,4]triazolo[1,5-a]pyrazin-2-yl)-vinyl]-9-fluoro-5H-imidazo[2,1-a]isoindole

2-[-2-(5,8-Dimethyl-[1,2,4]triazolo[1,5-a]pyrazin-2-yl)-vinyl]-6-methoxy-5H-imidazo[2,1-a]isoindole

2-[-2-(5,8-Dimethyl-[1,2,4]triazolo[1,5-a]pyrazin-2-yl)-vinyl]-7-methoxy-5H-imidazo[2,1-a]isoindole

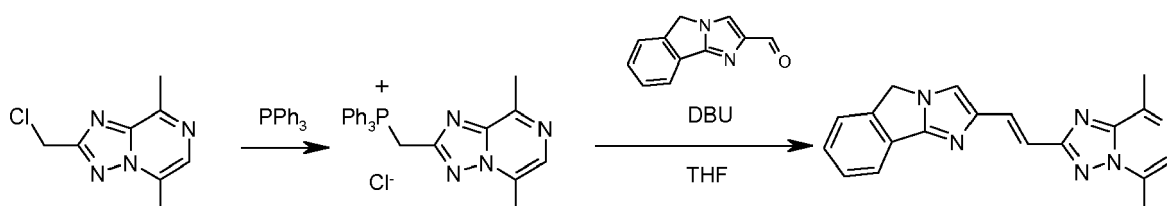
2-[-2-(5,8-Dimethyl-[1,2,4]triazolo[1,5-a]pyrazin-2-yl)-vinyl]-8-methoxy-5H-imidazo[2,1-a]isoindole

2-[-2-(5,8-Dimethyl-[1,2,4]triazolo[1,5-a]pyrazin-2-yl)-vinyl]-9-methoxy-5H-imidazo[2,1-a]isoindole

2-[(E)-2-(5,8-Dimethyl-[1,2,4]triazolo[1,5-a]pyrazin-2-yl)-vinyl]-5H-imidazo[1',2':1,2]pyrrolo[3,4-b]pyridine

2-[(E)-2-(5,8-Dimethyl-[1,2,4]triazolo[1,5-a]pyrazin-2-yl)-vinyl]-5H-imidazo[1',2':1,5]pyrrolo[3,4-b]pyridine

[0119] The invention disclosed herein is further illustrated by the following examples.

Example 1: 2-[-2-(5,8-Dimethyl-[1,2,4]triazolo[1,5-a]pyrazin-2-yl)-vinyl]-5H-imidazo[2,1-a]isoindole**[0120]**

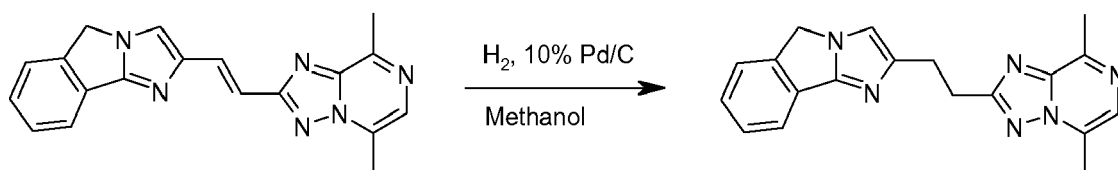
[0121] A solution of 2-chloromethyl-5,8-dimethyl-[1,2,4]triazolo[1,5-a]pyrazine (1.351 g, 6.87 mmol) and triphenylphos-

phine (1.80 g, 6.87 mmol) in acetonitrile 150 mL was heated at reflux for 12 h. The solvents were removed *in vacuo* and the residue slurried in ether, filtered and dried to yield (5,8-Dimethyl-[1,2,4]triazolo[1,5-a]pyrazin-2-ylmethyl)-triphenyl-phosphonium; chloride as an off white solid (2.412 g, 74.9%). LC-MS: m/z = 423.2 ($[M-Cl]^+$), t_R = 0.86 minutes, method A.

[0122] A solution of 5H-Imidazo[2,1-a]isoindole-2-carbaldehyde (150 mg, 0.81 mmol) in dry THF (5.3 mL) was added to (5,8-Dimethyl-[1,2,4]triazolo[1,5-a]pyrazin-2-ylmethyl)-triphenyl-phosphonium chloride (374 mg, 0.81 mmol) under argon and 1,8-diazabicyclo [5.4.0]undec-7-ene (120 micro L, 0.81 mmol) was added. The reaction mixture was stirred at room temperature for 12 hours after which it was evaporated onto silica gel (2 g). Silica gel chromatography (gradient elution; A:B 100:0 to 0:100, where A is ethyl acetate and B is 10% MeOH in ethyl acetate) afforded the title compound as a mixture of the cis and trans isomers (139 mg, 52%). LC-MS: m/z = 329.3 (MH^+), t_R = 0.96 minutes.

Example 2: Synthesis of 2-[2-(5,8-Dimethyl-[1,2,4]triazolo[1,5-a]pyrazin-2-yl)-ethyl]-5H-imidazo[2,1-a]isoindole

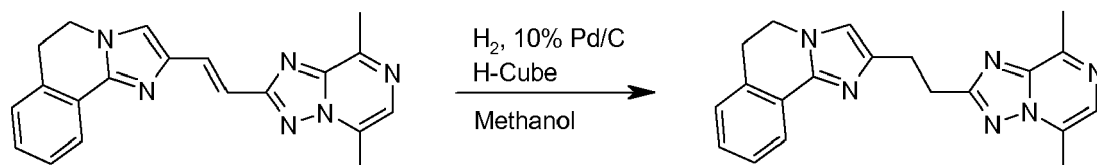
[0123]



[0124] To a solution of 2-[2-(5,8-Dimethyl-[1,2,4]triazolo[1,5-a]pyrazin-2-yl)-vinyl]-5H-imidazo[2,1-a]isoindole (139 mg, 0.423 mmol) in methanol (100 mL) was added 10% palladium on carbon (27 mg). A current of hydrogen gas was bubbled through, and the reaction was kept under an atmosphere of hydrogen overnight with stirring. After filtration the organics were evaporated onto silica gel (2 g). Chromatography (gradient elution; A:B 100:0 to 0:100, where A is ethyl acetate and B is 10% MeOH in ethyl acetate) afforded the title compound as a white solid (50.6 mg, 36%). ¹H NMR (500 MHz, CDCl₃): δ 7.86-7.82 (m, 2H), 7.46-7.42 (m, 2H), 7.33 (t, J = 7.5 Hz, 1H), 7.02 (s, 1H), 4.84 (s, 2H), 3.44 (dd, J = 8.9, 6.6 Hz, 2H), 3.33 (dd, J = 8.9, 6.6 Hz, 2H), 2.91 (s, 3H), 2.73 (s, 3H). LC-MS: m/z = 331.0 (MH^+), t_R = 0.74 minutes.

Example 3: 2-[2-(5,8-Dimethyl-[1,2,4]triazolo[1,5-a]pyrazin-2-yl)-ethyl]-5,6-dihydro-imidazo[2,1-a]isoquinoline

[0125]



[0126] A solution of 2-[2-(5,8-Dimethyl-[1,2,4]triazolo[1,5-a]pyrazin-2-yl)-ethyl]-5,6-dihydro-imidazo[2,1-a]isoquinoline (210 mg, 0.61 mmol) in methanol:DCM (2:1, v/v, 30 mL) was passed through a H-Cube® Continuous-flow Hydrogenation Reactor (ThalesNano) at a flow rate of 1 mL/min through a small cartridge of 10% Pd/C (THS01111) with an internal temperature of 25°C and 1 bar of hydrogen pressure. Evaporation of the volatiles afforded the title compound (75 mg, 19%). ¹H NMR (600 MHz, CDCl₃): δ 8.02 (dd, J = 7.7, 1.0 Hz, 1H), 7.83 (s, 1H), 7.33 (ddd, J = 7.7, 1.3, 0.7 Hz, 1H), 7.26 (td, J = 7.4, 1.3 Hz, 1H), 7.21 (dd, J = 7.4, 0.7 Hz, 1H), 6.73 (s, 1H), 4.10 (t, J = 6.9 Hz, 2H), 3.41 (dd, J = 9.6, 6.5 Hz, 2H), 3.28 (dd, J = 9.6, 6.5 Hz, 2H), 3.13 (t, J = 6.9 Hz, 2H), 2.90 (s, 3H), 2.72 (s, 3H). LC-MS: m/z = 345.1 (MH^+), t_R = 0.83 minutes

[0127] The Following compounds were prepared analogously:

2-[2-(5,8-Dimethyl-[1,2,4]triazolo[1,5-a]pyridin-2-yl)-ethyl]-5H-imidazo[2,1-a]isoindole, ¹H NMR (600 MHz, DMSO): δ 7.67 (d, J = 7.5 Hz, 1H), 7.57 (d, J = 7.5 Hz, 1H), 7.44 (t, J = 7.5 Hz, 1H), 7.38 - 7.32 (m, 2H), 7.27 (s, 1H), 6.92 (d, J = 7.2 Hz, 1H), 4.99 (s, 2H), 3.23 - 3.16 (m, 2H), 3.09 (dd, J = 9.7, 6.3 Hz, 2H), 2.67 (s, 3H). LC-MS: m/z = 330.2 (MH^+), t_R = 0.91 minutes

2-[2-(5-Methyl-[1,2,4]triazolo[1,5-a]pyridin-2-yl)-ethyl]-5H-imidazo[2,1-a]isoindole, ¹H NMR (600 MHz, DMSO): δ 7.67 (d, J = 7.5 Hz, 1H), 7.63 (d, J = 8.8 Hz, 1H), 7.59-7.52 (m, 2H), 7.44 (t, J = 7.5 Hz, 1H), 7.35 (t, J = 7.5 Hz, 1H), 7.26 (s, 1H), 7.03 (d, J = 7.0 Hz, 1H), 4.98 (s, 2H), 3.20 (dd, J = 9.5, 6.4 Hz, 2H), 3.09 (dd, J = 9.5, 6.4 Hz, 2H),

2.72 (s, 3H). LC-MS: m/z = 315.7 (MH^+), t_R = 0.78 minutes

2-[2-(5,8-Dimethyl-[1,2,4]triazolo[1,5-a]pyrazin-2-yl)-ethyl]-7-fluoro-5H-imidazo[2,1-a]isoindole, 1H NMR (600 MHz, $CDCl_3$): δ 7.82 (d, J = 1.0 Hz, 1H), 7.76 (dd, J = 8.3, 5.0 Hz, 1H), 7.16 - 7.11 (m, 2H), 6.99 (s, 1H), 4.81 (s, 2H), 3.49 - 3.37 (m, 2H), 3.33-3.22 (m, 2H), 2.89 (s, 3H), 2.70 (s, 3H). LC-MS: m/z = 349.1 (MH^+), t_R = 0.80 minutes

2-[2-(5,8-Dimethyl-[1,2,4]triazolo[1,5-a]pyrazin-2-yl)-ethyl]-8-fluoro-5H-imidazo[2,1-a]isoindole, 1H NMR (600 MHz, $CDCl_3$): δ 7.82 (d, J = 0.8 Hz, 1H), 7.50 (dd, J = 8.3, 2.4 Hz, 1H), 7.37 (dd, J = 8.3, 4.6 Hz, 1H), 7.02-6.99 (m, 2H), 4.80 (s, 2H), 3.41 (dd, J = 9.0, 6.5 Hz, 2H), 3.31 (dd, J = 9.0, 6.5 Hz, 2H), 2.89 (s, 3H), 2.71 (s, 3H). LC-MS: m/z = 349.1 (MH^+), t_R = 0.80 minutes

2-[2-(5,8-Dimethyl-[1,2,4]triazolo[1,5-a]pyrazin-2-yl)-ethyl]-7-methoxy-5H-imidazo[2,1-a]isoindole, 1H NMR (600 MHz, $CDCl_3$): δ 7.82 (d, J = 0.7 Hz, 1H), 7.73 (d, J = 8.4 Hz, 1H), 7.00 - 6.93 (m, 3H), 4.78 (s, 2H), 3.86 (s, 3H), 3.41 (dd, J = 9.0, 6.6 Hz, 2H), 3.29 (dd, J = 9.0, 6.6 Hz, 2H), 2.89 (s, 3H), 2.71 (s, 3H). LC-MS: m/z = 361.2 (MH^+), t_R = 0.87 minutes

2-[2-(5,8-Dimethyl-[1,2,4]triazolo[1,5-a]pyrazin-2-yl)-ethyl]-7-methoxy-5H-imidazo[2,1-a]isoindole, LC-MS: m/z = 361,2 (MH^+). R_t = 0,87 min. ; method = 131

2-[2-[2-(5,8-Dimethyl-[1,2,4]triazolo[1,5-a]pyrazin-2-yl)-ethyl]-5H-imidazo[2,1-a]isoindol-5-yl]-propan-2-ol, LC-MS: m/z = 389,2 (MH^+). R_t = 0,88 min. ; method = 131

2-[2-(5,8-Dimethyl-[1,2,4]triazolo[1,5-a]pyrazin-2-yl)-ethyl]-6-fluoro-5H-imidazo[2,1-a]isoindole, LC-MS: m/z = 349,1 (MH^+). R_t = 0,78 min. ; method = 131

2-[2-(5,8-Dimethyl-[1,2,4]triazolo[1,5-a]pyrazin-2-yl)-ethyl]-9-fluoro-5H-imidazo[2,1-a]isoindole, LC-MS: m/z = 349,1 (MH^+). R_t = 0,74 min. ; method = 131

2-[2-(5,8-Dimethyl-[1,2,4]triazolo[1,5-a]pyrazin-2-yl)-ethyl]-8-methoxy-5H-imidazo[2,1-a]isoindole, LC-MS: m/z = 361,2 (MH^+). R_t = 0,85 min. ; method = 131

2-[2-(5,8-Dimethyl-[1,2,4]triazolo[1,5-a]pyrazin-2-yl)-ethyl]-6-methoxy-5H-imidazo[2,1-a]isoindole, LC-MS: m/z = 361,2 (MH^+). R_t = 0,87 min. ; method = 131

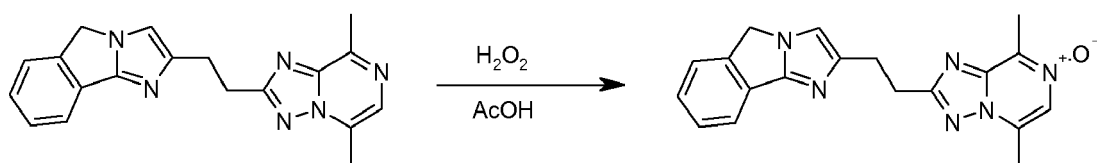
2-[2-(5,8-Dimethyl-[1,2,4]triazolo[1,5-a]pyrazin-2-yl)-ethyl]-9-methoxy-5H-imidazo[2,1-a]isoindole, LC-MS: m/z = 361,2 (MH^+). R_t = 0,85 min. ; method = 131

2-[2-(5,8-Dimethyl-[1,2,4]triazolo[1,5-a]pyrazin-2-yl)-ethyl]-5H-imidazo[1',2':1,2]pyrrolo[3,4-b]pyridine, LC-MS: m/z = 332,1 (MH^+). R_t = 0,62 min. ; method = 131

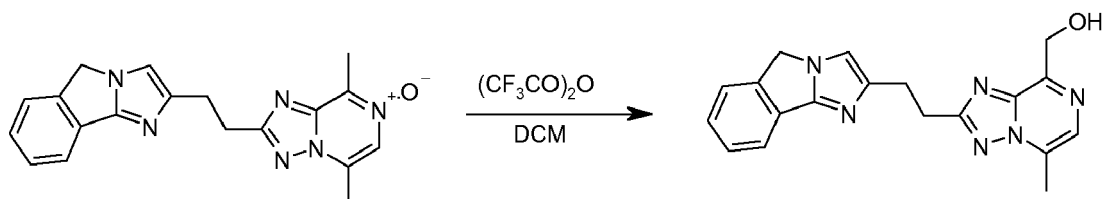
2-[2-(5,8-Dimethyl-[1,2,4]triazolo[1,5-a]pyrazin-2-yl)-ethyl]-5H-imidazo[1',2':1,5]pyrrolo[3,4-b]pyridine, LC-MS: m/z = 332,2 (MH^+). R_t = 0,48 min. ; method = 131

Example 4: Synthesis of 2-[2-(5,8-Dimethyl-7-oxy-[1,2,4]triazolo[1,5-a]pyrazin-2-yl)-ethyl]-5H-imidazo[2,1-a]isoindole

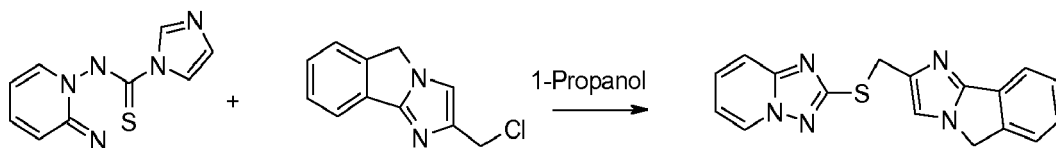
[0128]



[0129] A solution of 2-[2-(5,8-Dimethyl-[1,2,4]triazolo[1,5-a]pyrazin-2-yl)-ethyl]-5H-imidazo[2,1-a]isoindole (500 mg, 1.51 mmol) in AcOH (5 mL) was treated with 35% aqueous hydrogen peroxide (1.3 mL, 15.1 mmol) and the solution stirred at 40°C for 12 h. The volatiles were removed in vacuo and the crude oil dissolved in water (10 mL) and basified to pH 10 with 2N NaOH solution. The solids were filtered, washed with water and dried at 40°C to yield the title compound as an off white solid (101 mg, 20%). 1H NMR (500 MHz, $CDCl_3$): δ 7.85 (d, J = 7.6 Hz, 1H), 7.70 (s, 1H), 7.49 - 7.39 (m, 2H), 7.34 (t, J = 7.5 Hz, 1H), 7.02 (s, 1H), 4.85 (s, 2H), 3.38 (dd, J = 8.8, 6.1 Hz, 2H), 3.34 - 3.23 (m, 2H), 2.80 (s, 3H), 2.70 (s, 3H). LC-MS: m/z = 346.9 (MH^+), t_R = 0.53 minutes

Example 5: Synthesis of 2-[2-(5H-imidazo[2,1-a]isoindol-2-yl)-ethyl]-5-methyl-[1,2,4]triazolo[1,5-a]pyrazin-8-yl]-methanol**[0130]**

[0131] A solution of 2-[2-(5,8-Dimethyl-7-oxy-[1,2,4]triazolo[1,5-a]pyrazin-2-yl)-ethyl]-5H-imidazo[2,1-a]isoindole (91 mg, 0.26 mmol) in DCM (5 mL) was treated with trifluoroacetic anhydride (93 μ L, 0.66 mmol) and the solution stirred at room temperature for 2 h. The volatiles were removed in vacuo and the residue dissolved in DCM (10 mL) and saturated sodium carbonate solution (10 mL) was added. The mixture was stirred vigorously for 3 h. The phases were separated and the aqueous phase extracted with DCM (2 x 20 mL). The combine organics were washed with water, brine and dried over MgSO_4 . After evaporation of the volatiles the residue was purified by prep LCMS to yield the title compound as an off white solid (27 mg, 20%). ^1H NMR (600 MHz, CDCl_3): δ 8.22 - 8.15 (m, 1H), 7.94 (s, 1H), 7.68 - 7.54 (m, 3H), 7.21 (s, 1H), 5.14 (s, 2H), 5.10 (s, 2H), 3.47 (bs, 4H), 2.75 (s, 3H), 2.66 (s, 1H). LC-MS: m/z = 346.9 (MH^+), t_R = 0.61 minutes

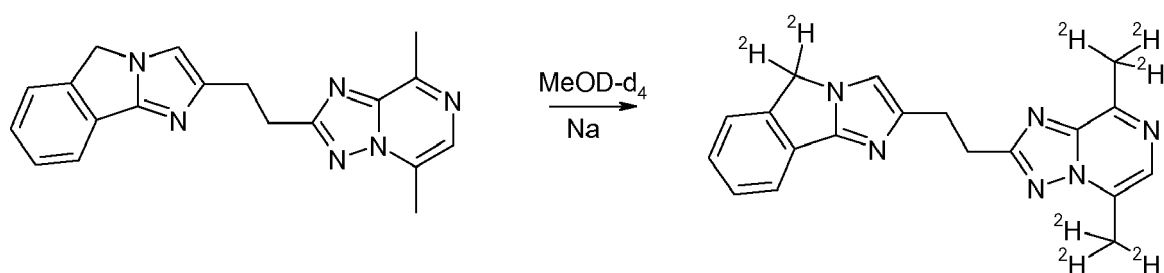
Example 6: 2-([1,2,4]Triazolo[1,5-a]pyridin-2-yl)sulfanylmethyl)-5H-imidazo[2,1-a]isoindole**[0132]**

[0133] An adaptation of the method described in WO 96/01826 was used. Imidazole-1-carbothioic acid (2-imino-2H-pyridin-1-yl)-amide (200 mg, 1.37 mmol) and 2-Chloromethyl-5H-imidazo[2,1-a]isoindole (300 mg, 1.46 mmol) were dissolved in 1-propanol (25 mL) and the mixture was heated to reflux for 2 hours. The solvent was removed under reduced pressure and the residue dissolved in dichloromethane. The solution was washed with water and the organic layer was dried over Na_2SO_4 and concentrated. The residue was purified by chromatography on silica gel to afford the title compound (273 mg, 62 %) as a yellow solid. LC-MS: m/z = 321.1 (MH^+), t_R = 1.40 min, method B.

[0134] The following compounds of the invention were prepared analogously:

2-[(5,7-dimethyl-[1,2,4]triazolo[1,5-a]pyrimidin-2-yl)sulfanylmethyl]-5H-imidazo[2,1-a]isoindole; LC-MS: m/z = 349.1 (MH^+), t_R = 1.59 min, method B.

2-(5,8-Dimethyl-[1,2,4]triazolo[1,5-a]pyrazin-2-yl)sulfanylmethyl)-5H-imidazo[2,1-a]isoindole

Example 7: Synthesis of 2-[2-(5,8-Bis(trideuteromethyl)-[1,2,4]triazolo[1,5-a]pyrazin-2-yl)-ethyl]-5,5-dideutero-5H-imidazo[2,1-a]isoindole**[0135]**

[0136] To a solution of sodium (30 mg, 1.3 mmol) dissolved in deuterio-methanol (MeOD- d_4 , 4 mL) was added 2-[2-(5,8-Dimethyl-[1,2,4]triazolo[1,5-a]pyrazin-2-yl)-ethyl]-5H-imidazo[2,1-a]isoindole (25 mg, 0.076 mmol) and the solution was stirred at RT for 48 h. The solvents were removed in vacuo and the residue dissolved in DCM (10 mL), washed with saturated sodium bicarbonate solution, brine and the organic layer separated. The organic layer was dried (MgSO₄), filtered and the volatiles removed in vacuo to yield the title compound as an off white solid. (14 mg, 53%). ¹H NMR (600 MHz, MeOD- d_4): δ 7.76 (s, 1H), 7.61 (d, J = 7.5 Hz, 1H), 7.41 (d, J = 7.5 Hz, 1H), 7.32 (t, J = 7.5 Hz, 1H), 7.25 (t, J = 7.5 Hz, 1H), 7.05 (s, 1H), 3.26 (dd, J = 7.7 Hz, 2H), 3.13 (dd, J = 7.7 Hz, 2H). LC-MS: m/z = 338.4 (MH⁺), t_R = 0.71 minutes.

Pharmacological Testing

PDE10A enzyme

[0137] Active PDE10A enzyme is prepared in a number of ways for use in PDE assays (Loughney, K. et al. Gene 1999, 234, 109-117; Fujishige, K. et al. Eur J Biochem. 1999, 266, 1118-1127 and Soderling, S. et al. Proc. Natl. Acad. Sci. 1999, 96, 7071-7076). PDE10A can be expressed as full-length proteins or as truncated proteins, as long as they express the catalytic domain. PDE10A can be prepared in different cell types, for example insect cells or E. coli. An example of a method to obtain catalytically active PDE10A is as follows: The catalytic domain of human PDE10A (amino acids 440-779 from the sequence with accession number NP 006652) is amplified from total human brain total RNA by standard RT-PCR and is cloned into the BamH1 and Xho1 sites of the pET28a vector (Novagen). Expression in coli is performed according to standard protocols. Briefly, the expression plasmids are transformed into the BL21 (DE3) E. coli strain, and 50 mL cultures inoculated with the cells allowed to grow to an OD₆₀₀ of 0.4-0.6 before protein expression is induced with 0.5mM IPTG. Following induction, the cells are incubated overnight at room temperature, after which the cells are collected by centrifugation. Cells expressing PDE10A are resuspended in 12 mL (50 mM TRIS-HCl-pH8.0, 1 mM MgCl₂ and protease inhibitors). The cells are lysed by sonication, and after all cells are lysed, TritonX100 is added according to Novagen protocols. PDE10A is partially purified on Q sepharose and the most active fractions were pooled.

PDE10A inhibition assay

[0138] A PDE10A assay may for example, be performed as follows: The assay is performed in 60 μ L samples containing a fixed amount of the relevant PDE enzyme (sufficient to convert 20-25% of the cyclic nucleotide substrate), a buffer (50 mM HEPES 7.6; 10mM MgCl₂; 0.02% Tween20), 0.1mg/ml BSA, 225 pCi of ³H-labelled cyclic nucleotide substrate, tritium labeled cAMP to a final concentration of 5 nM and varying amounts of inhibitors. Reactions are initiated by addition of the cyclic nucleotide substrate, and reactions are allowed to proceed for one hr at room temperature before being terminated through mixing with 15 μ L 8 mg/mL yttrium silicate SPA beads (Amersham). The beads are allowed to settle for one hr in the dark before the plates are counted in a Wallac 1450 Microbeta counter. The measured signal can be converted to activity relative to an uninhibited control (100 %) and IC₅₀ values can be calculated using the Xlfit extension to EXCEL.

[0139] In the context of the present invention the assay was performed in 60 μ L assay buffer (50 mM HEPES pH 7.6; 10mM MgCl₂; 0.02% Tween20) containing enough PDE10A to convert 20-25% of 10 nM ³H-cAMP and varying amounts of inhibitors. Following a 1 hour incubation the reactions were terminated by addition of 15 μ L 8 mg/mL yttrium silicate SPA beads (Amersham). The beads were allowed to settle for one hr in the dark before the plates were counted in a Wallac 1450 Microbeta counter. IC₅₀ values were calculated by non linear regression using Xlfit (IDBS).

[0140] Results of the experiments showed that the tested compounds of the invention inhibit the PDE10A enzyme with IC₅₀ values below 10 nM.

Phencyclidine (PCP) induced hyperactivity

[0141] Male mice (NMRI, Charles River) weighing 20-25g are used. Eight mice are used in each group receiving the test compound (5 mg/kg) plus PCP (2.3 mg/kg) including the parallel control groups receiving the vehicle of the test compound plus PCP or vehicle injections only. The injection volumen is 10 ml/kg. The experiment is made in normal light conditions in an undisturbed room. The test substance is injected per oss 60 min before injection of PCP, which is administered subcutaneous.

[0142] Immediately after injection of PCP the mice are placed individually in special designed test cage (20 cm x 32 cm). The activity is measured by 5X8 infrared light sources and photocells spaced by 4 cm. The light beams cross the cage 1.8 cm above the bottom of the cage. Recording of a motility count requires interruption of adjacent light beams, thus avoiding counts induced by stationary movements of the mice.

[0143] Motility is recorded in 5 min intervals for a period of 1 hour. The drug effect is calculated on the total counts during the 1 hour behavioral test period in the following manner:

The mean motility induced by vehicle treatment in the absence of PCP is used as baseline. The 100 per cent effect of PCP is accordingly calculated to be total motility counts minus baseline. The response in groups receiving test compound is thus determined by the total motility counts minus baseline, expressed in per cent of the similar result recorded in the parallel PCP control group. The per cent responses are converted to per cent inhibition.

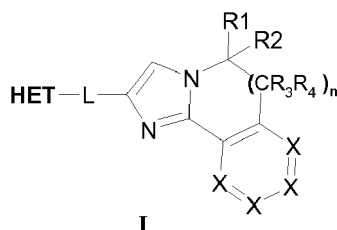
[0144] Results of the experiments showed that the tested compound 2-[2-(5,8-dimethyl-[1,2,4]triazolo[1,5-a]pyrazin-2-yl)-ethyl]-5H-imidazo[2,1-a]isoindole is an in vivo active compound that inhibits the PCP induced hyperactivity

ED50 = 0.2 mg/kg;

Inhibition is 100% at 5 mg/kg.

Claims

1. A compound having the structure I



wherein

n is 0 or 1,

X is CH;

R1 and R2 are each selected independently from the group consisting of H; C1-C6 alkyl; C1-C6 alkyl(C3-C8)cycloalkyl; C1-C6 hydroxyalkyl; C1-C6 alkoxy; CH₂CN; CH₂C(O)NH₂; C1-C6 arylalkyl; and C1-C6 alkyl-heterocycloalkyl; halogen; and hydroxy;

R3 and R4 are each selected independently from the group consisting of H, OH, F, CH₃, and OCH₃;

L is a linker selected from the group consisting of -CH₂-CH₂-, -CH=CH-, -CH₂-S-, and -S-CH₂-; and

HET is a heteroaromatic group selected from the group consisting of [1,2,4]triazolo[1,5-a]pyrazine, [1,2,4]triazolo[1,5-a]pyridine and [1,2,4]Triazolo[1,5-a]pyrimidine,

HET can be substituted with up to three substituents R5, R6 and R7 individually selected from the group consisting of H, CH₃, and OCH₃.

and tautomers and pharmaceutically acceptable acid addition salts thereof, and polymorphic forms thereof.

2. The compound according to claim 1 wherein n=0.

3. The compound according to claim 1 wherein

a) C1-C6 alkyl is selected from the group consisting of methyl, ethyl, 1-propyl, 2-propyl, isobutyl;

b) C1-C6 alkyl(C3-C8)cycloalkyl is cyclopropylmethyl;

c) C1-C6 hydroxyalkyl is hydroxyethyl

d) C1-C6 alkoxy is selected from the group consisting of methoxy and ethoxy

e) C1-C6 arylalkyl is selected from the group consisting of benzyl and 4-chlorobenzyl

f) C1-C6 alkyl-heterocycloalkyl is selected from the group consisting of tetrahydropyran-4-yl-methyl and 2-morpholin-4-yl-ethyl

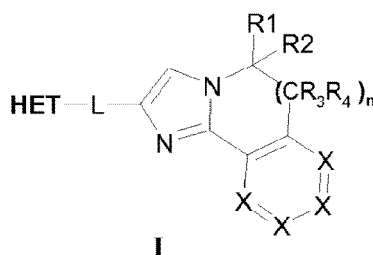
g) halogen is F.

4. The compound of Claim 3 in which **HET** is selected from the group consisting of 5,8-Dimethyl-[1,2,4]triazolo[1,5-a]pyrazine; 5,8-Dimethyl-[1,2,4]triazolo[1,5-a]pyridine, 5-methyl-[1,2,4]triazolo[1,5-a]pyridine, and (5-Methyl-[1,2,4]triazolo[1,5-a]pyrazin-8-yl)-methanol.

5. The compound of claim 1 wherein R1 and R2 are independently selected from the group consisting of H, OH, F, CH₃, and OCH₃
6. The compound of claim 1 wherein one or more of the hydrogen atoms of the compound are replaced by deuterium.
7. The compound of claim 1, wherein the compound is selected from the group consisting of 2-[2-(5,8-dimethyl-[1,2,4]triazolo[1,5-a]pyrazin-2-yl)-ethyl]-5H-imidazo[2,1-a]isoindole; 2-[2-(5,8-dimethyl-[1,2,4]triazolo[1,5-a]pyridin-2-yl)-ethyl]-5H-imidazo[2,1-a]isoindole; 2-[2-(5-methyl-[1,2,4]triazolo[1,5-a]pyridin-2-yl)-ethyl]-5H-imidazo[2,1-a]isoindole; 2-[2-(5,8-dimethyl-[1,2,4]triazolo[1,5-a]pyrazin-2-yl)-vinyl]-5H-imidazo[2,1-a]isoindole; 2-[2-(5H-imidazo[2,1-a]isoindol-2-yl)-ethyl]-5-methyl-[1,2,4]triazolo[1,5-a]pyrazin-8-yl)-methanol; and 2-[2-(5,8-dimethyl-[1,2,4]triazolo[1,5-a]pyrazin-2-yl)-ethyl]-7-fluoro-5H-imidazo[2,1-a]isoindole, 2-[2-(5,8-Dimethyl-[1,2,4]triazolo[1,5-a]pyrazin-2-yl)-ethyl]-5,6-dihydro-imidazo[2,1-a]isoquinoline and pharmaceutically acceptable acid addition salts thereof.
8. A compound of any one of claims 1 to 7 as a medicament.
9. A compound of any one of claims 1 to 8 for use in the treatment of a neurodegenerative or psychiatric disorder, alone or in combination with one or more neuroleptic agents.
10. The compound of claim 9 for use in the treatment of a neurodegenerative or psychiatric disorder, in combination with one or more neuroleptic agents, wherein the neuroleptic agent is selected from the group consisting of the group consisting of sertindole, olanzapine, risperidone, quetiapine, aripiprazole, haloperidol, clozapine, ziprasidone and osanetant.
11. The compound of claim 9 for use in the treatment of a neurodegenerative or psychiatric disorder, in combination with one or more neuroleptic agents, wherein the neurodegenerative disorder is Huntington's disease, and the psychiatric disorder is selected from the group consisting of schizophrenia, schizophreniform disorder; schizoaffective disorder; delusional disorder; bipolar disorder, and cyclothymic disorder.
12. A pharmaceutical composition comprising a therapeutically effective amount of a compound of any one of claims 1 to 8, and one or more pharmaceutically acceptable carriers, diluents and excipients.

Patentansprüche

1. Verbindung mit der Struktur I



wobei

n 0 oder 1 ist,

X CH ist,

R1 und R2 jeweils unabhängig ausgewählt sind aus der Gruppe bestehend aus H; C1-C6-Alkyl; C1-C6-Alkyl(C3-C8)cycloalkyl; C1-C6-Hydroxyalkyl; C1-C6-Alkoxy; CH₂CN; CH₂C(O)NH₂; C1-C6-Arylalkyl; und C1-C6-Alkyl-heterocycloalkyl; Halogen; und Hydroxy;

R3 und R4 jeweils unabhängig ausgewählt sind aus der Gruppe bestehend aus H, OH, F, CH₃ und OCH₃;

L ein Linker ist, der ausgewählt ist aus der Gruppe bestehend -CH₂-CH₂-, -CH=CH-, -CH₂-S- und -S-CH₂-; und

HET eine heteroaromatische Gruppe ist, die ausgewählt ist aus der Gruppe bestehend aus [1,2,4]Triazolo[1,5-a]pyrazin, [1,2,4]Triazolo[1,5-a]pyridin und [1,2,4]Triazolo[1,5-a]pyrimidin,

HET mit bis zu drei Substituenten R5, R6 und R7 substituiert sein kann, die einzeln ausgewählt sind aus der Gruppe bestehend aus H, CH₃ und OCH₃

und Tautomere und pharmazeutisch akzeptable Säureadditionssalze davon, sowie polymorphe Formen davon.

2. Verbindung nach Anspruch 1, wobei n = 0.

3. Verbindung nach Anspruch 1, wobei

a) C1-C6-Alkyl ausgewählt ist aus der Gruppe bestehend aus Methyl, Ethyl, 1-Propyl, 2-Propyl, Isobutyl;

b) C1-C6-Alkyl(C3-C8)cycloalkyl Cyclopropylmethyl ist;

c) C1-C6-Hydroxyalkyl Hydroxyethyl ist;

d) C1-C6-Alkoxy ausgewählt ist aus der Gruppe bestehend aus Methoxy und Ethoxy;

e) C1-C6-Arylalkyl ausgewählt ist aus der Gruppe bestehend aus Benzyl und 4-Chlorbenzyl;

f) C1-C6-Alkyl-heterocycloalkyl ausgewählt ist aus der Gruppe bestehend aus Tetrahydropyran-4-yl-methyl und 2-Morpholin-4-yl-ethyl;

g) Halogen F ist.

4. Verbindung nach Anspruch 3, wobei **HET** ausgewählt ist aus der Gruppe bestehend aus 5,8-Dimethyl-[1,2,4]triazolo[1,5-a]pyrazin; 5,8-Dimethyl-[1,2,4]triazolo[1,5-a]pyridin, 5-Methyl-[1,2,4]triazolo[1,5-a]pyridin und (5-Methyl-[1,2,4]triazolo[1,5-a]pyrazin-8-yl)-methanol.

5. Verbindung nach Anspruch 1, wobei R1 und R2 unabhängig ausgewählt sind aus der Gruppe bestehend aus H, OH, F, CH₃ und OCH₃.

6. Verbindung nach Anspruch 1, wobei eines oder mehrere der Wasserstoffatome der Verbindung durch Deuterium ersetzt sind.

7. Verbindung nach Anspruch 1, wobei die Verbindung ausgewählt ist aus der Gruppe bestehend aus 2-[2-(5,8-Dimethyl-[1,2,4]triazolo[1,5-a]pyrazin-2-yl)-ethyl]-5H-imidazo[2,1-a]isoindol; 2-[2-(5,8-Dimethyl-[1,2,4]triazolo[1,5-a]pyridin-2-yl)-ethyl]-5H-imidazo[2,1-a]isoindol; 2-[2-(5-Methyl-[1,2,4]triazolo[1,5-a]pyridin-2-yl)-ethyl]-5H-imidazo[2,1-a]isoindol; 2-[2-(5,8-Dimethyl-[1,2,4]triazolo[1,5-a]pyrazin-2-yl)-vinyl]-5H-imidazo[2,1-a]isoindol; {2-[2-(5H-Imidazo[2,1-a]isoindol-2-yl)-ethyl]-5-methyl-[1,2,4]triazolo[1,5-a]pyrazin-8-yl)-methanol; und 2-[2-(5,8-Dimethyl-[1,2,4]triazolo[1,5-a]pyrazin-2-yl)-ethyl]-7-fluor-5H-imidazo[2,1-a]isoindol, 2-[2-(5,8-Dimethyl-[1,2,4]triazolo[1,5-a]pyrazin-2-yl)-ethyl]-5,6-dihydro-imidazo[2,1-a]isochinolin und pharmazeutisch akzeptablen Säureadditionssalzen davon.

8. Verbindung nach einem der Ansprüche 1 bis 7 als Medikament.

9. Verbindung nach einem der Ansprüche 1 bis 8 zur Verwendung bei der Behandlung einer neurodegenerativen oder psychiatrischen Störung, alleine oder in Kombination mit einem oder mehreren neuroleptischen Wirkstoffen.

10. Verbindung nach Anspruch 9 zur Verwendung bei der Behandlung einer neurodegenerativen oder psychiatrischen Störung in Kombination mit einem oder mehreren neuroleptischen Wirkstoffen, wobei der neuroleptische Werkstoff ausgewählt ist aus der Gruppe bestehend aus Sertindol, Olanzapin, Risperidon, Quetiapin, Aripiprazol, Haloperidol, Clozapin, Ziprasidon und Osanetant.

11. Verbindung nach Anspruch 9 zur Verwendung bei der Behandlung einer neurodegenerativen oder psychiatrischen Störung in Kombination mit einem oder mehreren neuroleptischen Wirkstoffen, wobei die neurodegenerative Störung Huntington-Erkrankung ist und die psychiatrische Störung ausgewählt ist aus der Gruppe bestehend aus Schizophrenie, schizophreniformer Störung; schizoaffektiver Störung; wahnhafter Störung; bipolarer Störung und cyclothymischer Störung.

12. Pharmazeutische Zusammensetzung, enthaltend eine therapeutisch wirksame Menge einer Verbindung nach einem der Ansprüche 1 bis 8 und einen oder mehrere pharmazeutisch akzeptable Träger, Verdünnungsmittel und Hilfsstoffe.

zolo[1,5-a]pyridin-2-yl)éthyl]5H-imidazo[2,1-a]isoindole ; 2[2-(5-méthyl-[1,2,4]triazolo[1,5-a]pyridin-2-yl)éthyl]-5H-imidazo[2,1-a]isoindole ; 2-[2-(5,8-diméthyl-[1,2,4]triazolo[1,5-a]pyrazin-2-yl)-vinyl]-5H-imidazo[2,1-a]isoindole ; {2-[2-(5H-imidazo[2,1-a]isoindol-2-yl)éthyl]-5-méthyl-[1,2,4]triazolo-[1,5-a]pyrazin-8-yl}méthanol ; et 2-[2-(5,8-diméthyl-[1,2,4]triazolo[1,5-a]pyrazin-2-yl)-éthyl]-7-fluoro-5H-imidazo[2,1-a]isoindole, 2-[2-(5,8-diméthyl-[1,2,4]triazolo[1,5-a]pyrazin-2-yl)-éthyl]-5,6-dihydro-imidazo[2,1-a]isoquinoléine et leurs sels d'addition avec des acides pharmaceutiquement acceptables.

8. Composé selon l'une quelconque des revendications 1 à 7 pour usage comme médicament.

9. Composé selon l'une quelconque des revendications 1 à 8 pour utilisation dans le traitement d'un trouble neurodégénératif ou psychiatrique, seul ou en combinaison avec un ou plusieurs agents neuroleptiques.

10. Composé selon la revendication 9 pour utilisation dans le traitement d'un trouble neurodégénératif ou psychiatrique, en combinaison avec un ou plusieurs agents neuroleptiques, dans lequel l'agent neuroleptique est choisi dans le groupe constitué des suivants : sertindole, olanzapine, rispéridone, quétiapine, aripiprazole, halopéridol, clozapine, ziprasidone et osanétant.

11. Composé selon la revendication 9 pour utilisation dans le traitement d'un trouble neurodégénératif ou psychiatrique, en combinaison avec un ou plusieurs agents neuroleptiques, dans lequel le trouble neurodégénératif est la maladie de Huntington et le trouble psychiatrique est choisi dans le groupe constitué de la schizophrénie, d'un trouble schizophréniforme ; d'un trouble schizoaffectif ; d'un trouble du délire ; d'un trouble bipolaire et d'un trouble cyclothymique.

12. Composition pharmaceutique comprenant une quantité thérapeutiquement efficace d'un composé selon l'une quelconque des revendications 1 à 8 et un ou plusieurs véhicules, diluants et excipients acceptables au plan pharmaceutique.

REFERENCES CITED IN THE DESCRIPTION

This list of references cited by the applicant is for the reader's convenience only. It does not form part of the European patent document. Even though great care has been taken in compiling the references, errors or omissions cannot be excluded and the EPO disclaims all liability in this regard.

Patent documents cited in the description

- WO 03093499 A [0011]
- WO 2005120514 A [0013]
- WO 2005012485 A [0013]
- EP 1250923 A [0015]
- WO 0503129 A [0016]
- WO 0502579 A [0016]
- WO 0582883 A [0016]
- WO 0611040 A [0016]
- US 20050182079 A [0016]
- US 20060019975 A [0016]
- WO 06028957 A [0016]
- WO 09152825 A [0016]
- WO 2011072694 A [0016]
- WO 2010145668 A [0016]
- WO 2011072695 A [0016]
- JP 59176277 B [0085]
- US 2010016303 A [0085]
- WO 9601826 A [0088] [0133]

Non-patent literature cited in the description

- SODERLING, S et al. *Proc. Natl. Acad. Sci.*, 1999, vol. 96, 7071-7076 [0003]
- KOTERA, J. et al. *Biochem. Biophys. Res. Comm.*, 1999, vol. 261, 551-557 [0003]
- SEEGER, T. F. et al. *Brain Research*, 2003, vol. 985, 113-126 [0003]
- KONRADI, C. ; HECKERS, S. *Society of Biological Psychiatry*, 2001, vol. 50, 729-742 [0005]
- NEVE, K. A. et al. *Journal of Receptors and Signal Transduction*, 2004, vol. 24, 165-205 [0007]
- SEEGER, T. F. et al. *Brain Research*, 2003, vol. 985, 113-126 [0007]
- RODEFER et al. *Eur. J. Neurosci.*, 2005, vol. 4, 1070-1076 [0011]
- CANTIN et al. *Bioorganic & Medicinal Chemistry Letters*, 2007, vol. 17, 2869-2873 [0013]
- GIAMPA et al. *PLoS One*, 2010, vol. 5 (10) [0014]
- GIAMPA et al. *Neurobiology of Disease*, 2009, vol. 34 (3), 450-456 [0014]
- HEBB et al. *Current Opinion in Pharmacology*, 2007, vol. 7 (1), 86-92 [0014]
- KEHLER, J. et al. *Expert Opin. Ther. Patents*, 2007, vol. 17, 147-158 [0017]
- BERGE, S.M. et al. *J. Pharm. Sci.*, 1977, vol. 66, 2 [0051]
- Remington: The Science and Practice of Pharmacy. Mack Publishing Co, 1995 [0054]
- The Diagnostic and Statistical Manual of Mental Disorders [0073]
- *Journal of Heterocyclic Chemistry*, 1977, vol. 14 (5), 889-92 [0084]
- *Journal of the Chemical Society, Perkin Transactions 1: Organic and Bio-Organic Chemistry*, 1979, vol. 5, 1132-6 [0084]
- *Journal of the Chemical Society, Perkin Transactions 1: Organic and Bio-Organic Chemistry*, 1997, vol. 20, 2983-2988 [0084]
- *Organic & Biomolecular Chemistry*, 2009, vol. 7, 128-134 [0084]
- TSUCHIYA, T. ; SASHIDA, H. J. *Chem. Soc., Chem. Commun.*, 1980, 1109-1110 [0085]
- TSUCHIYA, T. ; SASHIDA, H. ; KONOSHITA, A. *Chem. Pharm. Bull.*, 1983, vol. 31, 4568-4572 [0085]
- BROWN et al. *Aust. J. Chem.*, 1978, vol. 31, 397-404 [0088]
- YUTILOV et al. *Khim. Geter. Soedin.*, 1988, 799-804 [0088]
- WILDE et al. *Bioorg. Med. Chem. Lett.*, 1995, vol. 5, 167-172 [0088]
- KIDWAI et al. *J. Korean Chem. Soc.*, 2005, vol. 49, 288-291 [0088]
- VENKATESAN, A. et al. *ChemMedChem*, 2008, vol. 3, 1658-1661 [0089] [0091]
- The ACS Styleguide - A manual for authors and editors. ACS Style Guide. 1997 [0094]
- LOUGHNEY, K. et al. *Gene*, 1999, vol. 234, 109-117 [0137]
- FUJISHIGE, K et al. *Eur J Biochem.*, 1999, vol. 266, 1118-1127 [0137]
- SODERLING, S. et al. *Proc. Natl. Acad. Sci.*, 1999, vol. 96, 7071-7076 [0137]