



(11) **EP 2 643 313 B9**

(12) **CORRECTED EUROPEAN PATENT SPECIFICATION**

- (15) Correction information:
Corrected version no 1 (W1 B1)
Corrections, see
Description Paragraph(s) 18, 88, 110, 112, 116
- (48) Corrigendum issued on:
22.02.2017 Bulletin 2017/08
- (45) Date of publication and mention of the grant of the patent:
29.06.2016 Bulletin 2016/26
- (21) Application number: **11785338.2**
- (22) Date of filing: **11.11.2011**
- (51) Int Cl.:
C07D 403/12 (2006.01) A61K 45/06 (2006.01)
A61K 31/517 (2006.01) A61P 35/00 (2006.01)
- (86) International application number:
PCT/EP2011/005691
- (87) International publication number:
WO 2012/069146 (31.05.2012 Gazette 2012/22)

(54) **QUINAZOLINE CARBOXAMIDE AZETIDINES**
CHINAZOLINCARBOZAMIDAZETIDINE
QUINAZOLINE CARBOXAMIDE AZÉTIDINES

- (84) Designated Contracting States:
AL AT BE BG CH CY CZ DE DK EE ES FI FR GB GR HR HU IE IS IT LI LT LU LV MC MK MT NL NO PL PT RO RS SE SI SK SM TR
- (30) Priority: **24.11.2010 US 417131 P**
- (43) Date of publication of application:
02.10.2013 Bulletin 2013/40
- (73) Proprietor: **Merck Patent GmbH**
64293 Darmstadt (DE)
- (72) Inventors:
 - **HUCK, Bayard, R.**
Sudbury, MA 01776 (US)
 - **JONES, Reinaldo**
Lowell, MA 01851 (US)
- (56) References cited:
WO-A1-2010/093419 WO-A2-2009/010139
- Remarks:
The file contains technical information submitted after the application was filed and not included in this specification

EP 2 643 313 B9

Note: Within nine months of the publication of the mention of the grant of the European patent in the European Patent Bulletin, any person may give notice to the European Patent Office of opposition to that patent, in accordance with the Implementing Regulations. Notice of opposition shall not be deemed to have been filed until the opposition fee has been paid. (Art. 99(1) European Patent Convention).

Description**Field of the invention**

5 **[0001]** The invention relates to a series of quinazoline carboxamide azetidine compounds that are useful in the treatment of hyperproliferative diseases, such as cancer, in mammals. Also encompassed by the present invention is such compounds for use in the treatment of hyperproliferative diseases in mammals, especially humans, and pharmaceutical compositions containing such compounds.

10 **Summary of the related art**

[0002] Protein kinases constitute a large family of structurally related enzymes that are responsible for the control of a wide variety of signal transduction processes within the cell (Hardie, G. and Hanks, S. (1995) The Protein Kinase Facts Book. I and II, Academic Press, San Diego, CA). The kinases may be categorized into families by the substrates they phosphorylate (e.g., protein-tyrosine, protein-serine/threonine, lipids, etc.). Sequence motifs have been identified that generally correspond to each of these kinase families (e.g., Hanks, S.K., Hunter, T., FASEB J., 9:576-596 (1995); Knighton, et al., Science, 253:407-414 (1991); Hiles, et al., Cell, 70:419-429 (1992); Kunz, et al., Cell, 73:585-596 (1993); Garcia-Bustos, et al., EMBO J., 13:2352-2361 (1994)).

20 **[0003]** Protein kinases may be characterized by their regulation mechanisms. These mechanisms include, for example, autophosphorylation, transphosphorylation by other kinases, protein-protein interactions, protein-lipid interactions, and protein-polynucleotide interactions. An individual protein kinase may be regulated by more than one mechanism.

[0004] Kinases regulate many different cell processes including, but not limited to, proliferation, differentiation, apoptosis, motility, transcription, translation and other signalling processes, by adding phosphate groups to target proteins. These phosphorylation events act as molecular on/off switches that can modulate or regulate the target protein biological function. Phosphorylation of target proteins occurs in response to a variety of extracellular signals (hormones, neurotransmitters, growth and differentiation factors, etc.), cell cycle events, environmental or nutritional stresses, etc. The appropriate protein kinase functions in signalling pathways to activate or inactivate (either directly or indirectly), for example, a metabolic enzyme, regulatory protein, receptor, cytoskeletal protein, ion channel or pump, or transcription factor. Uncontrolled signalling due to defective control of protein phosphorylation has been implicated in a number of diseases, including, for example, inflammation, cancer, allergy/asthma, diseases and conditions of the immune system, diseases and conditions of the central nervous system, and angiogenesis.

30 **[0005]** Protein kinase 70S6K, the 70 kDa ribosomal protein kinase p70S6K (also known as SK6, p70/p85 S6 kinase, p70/p85 ribosomal S6 kinase and pp70S6K), is a member of the AGC subfamily of protein kinases. p70S6K is a serine-threonine kinase that is a component of the phosphatidylinositol 3 kinase (PI3K)/AKT pathway. p70S6K is downstream of PI3K, and activation occurs through phosphorylation at a number of sites in response to numerous mitogens, hormones and growth factors. p70S6K activity is also under the control of a mTOR-containing complex (TORC1) since rapamycin acts to inhibit p70S6K activity. p70S6K is regulated by PI3K downstream targets AKT and PKC ζ . Akt directly phosphorylates and inactivates TSC2, thereby activating mTOR. In addition, studies with mutant alleles of p70S6K that are inhibited by Wortmannin but not by rapamycin suggest that the PI3K pathway can exhibit effects on p70S6K independent of the regulation of mTOR activity.

40 The enzyme p70S6K modulates protein synthesis by phosphorylation of the S6 ribosomal protein. S6 phosphorylation correlates with increased translation of mRNAs encoding components of the translational apparatus, including ribosomal proteins and translational elongation factors whose increased expression is essential for cell growth and proliferation. These mRNAs contain an oligopyrimidine tract at their 5' transcriptional start (termed 5'TOP), which has been shown to be essential for their regulation at the translational level.

45 **[0006]** In addition to its involvement in translation, p70S6K activation has also been implicated in cell cycle control, neuronal cell differentiation, regulation of cell motility and a cellular response that is important in tumor metastases, the immune response and tissue repair. Antibodies to p70S6K abolish the mitogenic response driven entry of rat fibroblasts into S phase, indicating that p70S6K function is essential for the progression from G1 to S phase in the cell cycle. Furthermore, inhibition of cell cycle proliferation at the G1 to S phase of the cell cycle by rapamycin has been identified as a consequence of inhibition of the production of the hyperphosphorylated, activated form of p70S6K.

50 A role for p70S6K in tumor cell proliferation and protection of cells from apoptosis is supported based on its participation in growth factor receptor signal transduction, overexpression and activation in tumor tissues. For example, Northern and Western analyses revealed that amplification of the PS6K gene was accompanied by corresponding increases in mRNA and protein expression, respectively (Cancer Res. (1999) 59: 1408-11-Localization of PS6K to Chromosomal Region 17q23 and Determination of Its Amplification in Breast Cancer).

55 **[0007]** Chromosome 17q23 is amplified in up to 20% of primary breast tumors, in 87% of breast tumors containing BRCA2 mutations and in 50% of tumors containing BRCA1 mutations, as well as other cancer types such as pancreatic,

bladder and neuroblastoma (see M. Barlund, O. Monni, J. Kononen, R. Cornelison, J. Torhorst, G. Sauter, O.-P. Kallioniemi and Kallioniemi A., *Cancer Res.*, 2000, 60:5340-5346). It has been shown that 17q23 amplifications in breast cancer involve the PAT1, RAD51C, PS6K, and SIGMA1B genes (*Cancer Res.* (2000): 60, pp. 5371-5375). The p70S6K gene has been identified as a target of amplification and overexpression in this region, and statistically significant association between amplification and poor prognosis has been observed.

[0008] Clinical inhibition of p70S6K activation was observed in renal carcinoma patients treated with CCI-779 (rapamycin ester), an inhibitor of the upstream kinase mTOR. A significant linear association between disease progression and inhibition of p70S6K activity was reported.

[0009] In response to energy stress, the tumor suppressor LKB1 activates AMPK which phosphorylates the TSC1/2 complex and enables it to inactivate the mTOR/p70S6K pathway. Mutations in LKB1 cause Peutz-Jeghers syndrome (PJS), where patients with PJS are 15 times more likely to develop cancer than the general population. In addition, 1/3 of lung adenocarcinomas harbor inactivating LKB1 mutations.

[0010] p70S6K has been implicated in metabolic diseases and disorders. It was reported that the absence of p70S6K protects against age- and diet-induced obesity while enhancing insulin sensitivity. A role for p70S6K in metabolic diseases and disorders such as obesity, diabetes, metabolic syndrome, insulin resistance, hyperglycemia, hyperaminoacidemia, and hyperlipidemia is supported based upon the findings.

[0011] Compounds described as suitable for p70S6K inhibition are disclosed in WO 03/064397, WO 04/092154, WO 05/054237, WO 05/056014, WO 05/033086, WO 05/117909, WO 05/039506, WO 06/120573, WO 06/136821, WO 06/071819, WO 06/131835, WO 08/140947 and WO 10/093419.

[0012] In part, aurora kinases modulate a cell's progression through the cell cycle and mitosis. Hallmarks of cancer cell physiology are pathological changes to the normal progression through the cell cycle and mitosis. It has been documented that some compounds which inhibit aurora kinases are also associated with impaired chromosome alignment, weakening of the mitotic checkpoint, polyploidy, and subsequent cell death (Dar et al., *Mol Cancer Ther* 2010, 9, 268-278). More specifically, inhibition of Aurora B kinase has been shown to cause neutropenia as dose limiting toxicity in several clinical trials (Dar et al., *Mol Cancer Ther* 2010, 9, 268-278). In addition, inhibition of Aurora B kinase can be an off target effect in ATP competitive kinase inhibitors. These Aurora B kinase inhibitors would also be expected to show neutropenia as dose limiting toxicity caused by aurora inhibition and, therefore, have a limited therapeutic window. Moreover, some aurora kinase inhibitors can also induce polyploidy in normal mammary epithelial cell cultures, thereby, raising the issue of adverse long-term clinical.

[0013] Therefore, it is expected that p70S6K inhibitors which substantially spare or significantly reduce the inhibition of Aurora B kinase hold special promise in the treatment of hyperproliferative diseases, such as cancer, by reducing neutropenia as dose limiting toxicity and, thereby, improving the therapeutic window for these compounds.

[0014] Furthermore, it is expected that p70S6K inhibitors which also inhibit kinase Akt (upstream of p70S6K in the PI3K pathway) provide more efficient PI3K pathway shutdown (Choo AY, Yoon SO, Kim SG, Roux PP, Blenis J. *Proc. Natl Acad Sci USA.* 2008 Nov 11;105(45):17414-9.), and allow for capture of any Akt feedback loop activation (Tamburini et al. *Blood* 2008;111:379-82).

Description of the figures

[0015] Fig. 1 documents desirable functional characteristic of a claimed quinazoline carboxamide azetidine compound in comparison to other compounds.

Description of the invention

[0016] It is the object of the present invention to provide novel p70S6K inhibitors useful in the treatment of hyperproliferative diseases, especially those related to the hyperactivity of the above mentioned protein kinases, such as cancer in mammals, with superior pharmacological properties both with respect to their activities as well as their solubility, metabolic clearance and bioavailability characteristics.

[0017] As a result, this invention provides novel quinazoline carboxamide azetidine compounds useful in the treatment of the diseases mentioned herein, that are i) potent p70S6K inhibitors and ii) substantially spare or show significantly reduced Aurora B kinase inhibition as compared to other structurally related quinazoline carboxamide compounds (see Figure 1).

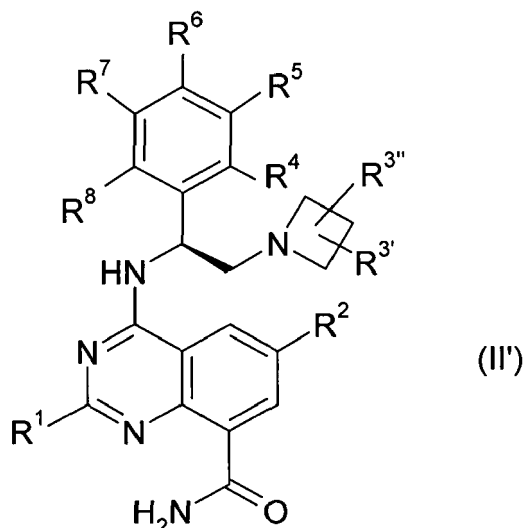
In a preferred embodiment of the present invention the p70S6K inhibitors are also inhibitors of Akt.

[0018] The compounds are defined by Formula (II):

5

10

15



20 and/or its stereoisomers or tautomers, or pharmaceutically acceptable salts of each of the foregoing, including mixtures thereof in all ratios, wherein:

- R¹, R² are H;
 R³, R^{3''} independently are H, LA or Hal,
 25 R⁴, R⁵, R⁶, R⁷, R⁸, independently are H, Hal, LA, OH, SH, O(LA), NH₂, NH(LA), N(LA)₂, NO₂, CN, OCN, SCN, COOH, COO(LA), CONH₂, CONH(LA), CON(LA)₂, NHCO(LA), NHCONH(LA), NHCONH₂, NHSO₂(LA), CO(LA), SO₂NH₂, SO₂(LA) or SO₂Hal,
 R⁵, R⁶ together with the phenyl group they are attached to, may form a 9 or 10 membered bicyclic ring system, in which 1 or 2 of the non-phenyl carbon atoms may be independently replaced by NH, O or S, in which the cycle formed by R⁵ and R⁶ may be unsubstituted or mono- or disubstituted by Hal or LA,
 30 One of R⁵, R⁶, R⁷ may be Ar₁, O(Ar₁), NH(Ar₁), CONH(Ar₁), NHCO(Ar₁), NHCONH(Ar₁), NHSO₂(Ar₁), CO(Ar₁) or SO₂(Ar₁), while the other two of R⁵, R⁶, R⁷ are not Ar₁, O(Ar₁), NH(Ar₁), CONH(Ar₁), NHCO(Ar₁), NHCONH(Ar₁), NHSO₂(Ar₁) CO(Ar₁) or SO₂(Ar₁),
 35 Ar₁ is a monocyclic aromatic homo- or heterocycle having 0, 1, 2 or 3 N, O and/or S atoms and 5 or 6 skeleton atoms, which may be unsubstituted or, independently of one another, mono-, di- or trisubstituted by Hal, LA, OH, SH, O(LA), NH₂, NH(LA), N(LA)₂, NO₂, CN, OCN, SCN, COOH, COO(LA), CONH₂, CONH(LA), CON(LA)₂, NHCO(LA), CHO, CO(LA), SO₂NH₂, SO₂(LA) and/or SO₂Hal,
 40 LA is unbranched or branched, linear alkyl having 1, 2, 3 or 4 C atoms, wherein 1, 2 or 3 H atoms may be replaced by Hal, and
 Hal is F, Cl or Br.

45 **[0019]** In general, all residues which occur more than once may be identical or different, i.e., are independent of one another. Above and below, the residues and parameters have the meanings indicated for Formula (II') unless expressly indicated otherwise.

[0020] Further preferred are compounds of Subformulae 1 to 11 of Formula (II'), wherein in Subformula 1

50 R⁴, R⁵, R⁶, R⁷, R⁸ independently are H, F, Cl, Br, OH, LA, O(LA), CN, C(Hal)₃, OC(Hal)₃,

in Subformula 2

R³, R^{3''} independently are H or F,

55

in Subformula 3

R⁴, R⁸ independently are H, F or Cl,

in Subformula 4

R⁵, R⁷ independently are H, F, Cl, Br, CN, methoxy or CF₃,

5 in Subformula 5

R⁵, R⁶ together with the phenyl group they are attached to, form benzo-1,2-dioxolyl, of which the carbon atom bridging the two oxygen atoms may be unsubstituted, or mono- or disubstituted by F or methyl,

10 in Subformula 6

R⁶ is H, F, Cl or CF₃,

in Subformula 7

15

R⁵, R⁶ independently are H, F, Cl, Br, methyl, CHF₂ or CF₃,

in Subformula 8

20 R¹, R², R^{3'}, R^{3''}, R⁴, R⁷, R⁸ are H,

in Subformula 9

25 R¹, R², R^{3'}, R^{3''}, R⁴, R⁷, R⁸ are H,
R⁵, R⁶ independently are H, F, Cl, Br, methyl, CHF₂ or CF₃,

in Subformula 10

30 R¹, R², R^{3'}, R^{3''}, R⁴, R⁸ are H,
R⁵ is Br, methyl, CHF₂ or CF₃,
R⁶ is F, Cl or CF₃,
R⁷ is H or F,

in Subformula 11

35

R¹, R², R⁴, R⁸ are H,
R^{3'} is F, or methyl,
R^{3''} is H,
R⁵ is Br, methyl, CHF₂ or CF₃,
40 R⁶ is F, Cl or CF₃,
R⁷ is H or F,

and the remaining residues have the meaning as indicated for Formula (II').

45 **[0021]** The compounds of the Formula (II') may have one or more centres of chirality. They may accordingly occur in various enantiomeric forms and be in racemic or optically active form. The invention therefore also relates to the optically active forms (stereoisomers), the enantiomers, the racemates, and the diastereomers of these compounds.

[0022] Since the pharmaceutical activity of the racemates or stereoisomers of the compounds according to the invention may differ, it may be desirable to use the enantiomers. In these cases, the end product or even the intermediates can be separated into enantiomeric compounds by chemical or physical measures known to the person skilled in the art or
50 even employed as such in the synthesis.

[0023] In the case of racemic amines, diastereomers are formed from the mixture by reaction with an optically active resolving agent. Examples of suitable resolving agents are optically active acids, such as the R and S forms of tartaric acid, diacetyltartaric acid, dibenzoyltartaric acid, mandelic acid, malic acid, lactic acid, suitably N-protected amino acids (for example N-benzoylproline or N-benzenesulfonylproline), or the various optically active camphorsulfonic acids. Also
55 advantageous is chromatographic enantiomer resolution with the aid of an optically active resolving agent (for example dinitrobenzoylphenylglycine, cellulose triacetate or other derivatives of carbohydrates or chirally derivatised methacrylate polymers immobilised on silica gel). Suitable eluents for this purpose are aqueous or alcoholic solvent mixtures, such as, for example, hexane/isopropanol/ acetonitrile, for example in the ratio 82:15:3. An elegant method for the resolution

of racemates containing ester groups (for example acetyl esters) is the use of enzymes, in particular esterases.

[0024] "Prodrug compound" means a derivative that is converted into a biologically active compound according to the present invention under physiological conditions in the living body, e.g., by oxidation, reduction, hydrolysis or the like, each of which is carried out enzymatically, or without enzyme involvement. Examples of prodrugs are compounds, wherein the amino group in a compound of the present invention is acylated, alkylated or phosphorylated, e.g., eicosanoylamino, alanylamino, pivaloyloxymethylamino or wherein the hydroxyl group is acylated, alkylated, phosphorylated or converted into the borate, e.g. acetyloxy, palmitoyloxy, pivaloyloxy, succinyloxy, fumaryloxy, alanyloxy or wherein the carboxyl group is esterified or amidated, or wherein a sulfhydryl group forms a disulfide bridge with a carrier molecule, e.g. a peptide, that delivers the drug selectively to a target and/or to the cytosol of a cell. These compounds can be produced from compounds of the present invention according to well-known methods. Other examples of prodrugs are compounds, wherein the carboxylate in a compound of the present invention is for example converted into an alkyl-, aryl-, choline-, amino, acyloxymethylester, linolenoyl-ester.

[0025] Where tautomerism, e.g., keto-enol tautomerism, of compounds of the present invention may occur, the individual forms, e.g., the keto or the enol form, are claimed separately and together as mixtures in any ratio. The same applies for stereoisomers, e.g., enantiomers, cis/trans isomers, conformers and the like. If desired, isomers can be separated by methods well known in the art, e.g. by liquid chromatography. The same applies for enantiomers, e.g., by using chiral stationary phases. Additionally, enantiomers may be isolated by converting them into diastereomers, i.e., coupling with an enantiomerically pure auxiliary compound, subsequent separation of the resulting diastereomers and cleavage of the auxiliary residue. Alternatively, any enantiomer of a compound of the present invention may be obtained from stereoselective synthesis using optically pure starting materials

[0026] The compounds of the present invention can be in the form of a pharmaceutically acceptable salt or a solvate. The term "pharmaceutically acceptable salts" refers to salts prepared from pharmaceutically acceptable non-toxic bases or acids, including inorganic bases or acids and organic bases or acids. In cases where the compounds of the present invention contain one or more acidic or basic groups, the invention also comprises their corresponding pharmaceutically or toxicologically acceptable salts, in particular their pharmaceutically utilizable salts. Thus, the compounds of the present invention which contain acidic groups can be present in salt form, and can be used according to the invention, for example, as alkali metal salts, alkaline earth metal salts or as ammonium salts. More precise examples of such salts include sodium salts, potassium salts, calcium salts, magnesium salts or salts with ammonia or organic amines such as, for example, ethylamine, ethanolamine, triethanolamine or amino acids. Compounds of the present invention which contain one or more basic groups, i.e. groups which can be protonated, can be present in salt form, and can be used according to the invention in the form of their addition salts with inorganic or organic acids. Examples of suitable acids include hydrogen chloride, hydrogen bromide, phosphoric acid, sulfuric acid, nitric acid, methanesulfonic acid, p-toluenesulfonic acid, naphthalenedisulfonic acids, oxalic acid, acetic acid, tartaric acid, lactic acid, salicylic acid, benzoic acid, formic acid, propionic acid, pivalic acid, diethylacetic acid, malonic acid, succinic acid, pimelic acid, fumaric acid, maleic acid, malic acid, sulfaminic acid, phenylpropionic acid, gluconic acid, ascorbic acid, isonicotinic acid, citric acid, adipic acid, and other acids known to the person skilled in the art. If the compounds of the present invention simultaneously contain acidic and basic groups in the molecule, the invention also includes, in addition to the salt forms mentioned, inner salts or betaines (zwitterions). The respective salts can be obtained by customary methods which are known to a person skilled in the art, for example by contacting these with an organic or inorganic acid or base in a solvent or dispersant, or by anion exchange or cation exchange with other salts. The present invention also includes all salts of the compounds of the present invention which, owing to low physiological compatibility, are not directly suitable for use in pharmaceuticals but which can be used, for example, as intermediates for chemical reactions or for the preparation of pharmaceutically acceptable salts.

[0027] The term "pharmaceutically acceptable solvates" means addition forms with pharmaceutically acceptable solvents that contain either stoichiometric or non stoichiometric amounts of solvent. Some compounds have a tendency to trap a fixed molar ratio of solvent molecules in the crystalline solid state, thus forming a solvate. If the solvent is water the solvate formed is a hydrate, e.g. a mono- or dihydrate. If the solvent is alcohol, the solvate formed is an alcoholate, e.g., a methanolate or ethanolate. If the solvent is an ether, the solvate formed is an etherate, e.g., diethyl etherate.

[0028] Therefore, the following items are also in accordance with the invention:

- a) all stereoisomers or tautomers of the compounds, including mixtures thereof in all ratios,
- b) pharmaceutically acceptable salts of the compounds and of the items mentioned under (a)
- c) pharmaceutically acceptable solvates of the compounds and of the items mentioned under (a) and (b).

[0029] It should be understood that all references to compounds above and below are meant to include these items, in particular pharmaceutically acceptable solvates of the compounds, or pharmaceutically acceptable solvates of their pharmaceutically acceptable salts.

[0030] Furthermore, the present invention relates to pharmaceutical compositions comprising compounds of the

present invention as an active ingredient, together with a pharmaceutically acceptable carrier.

[0031] "Pharmaceutical composition" means one or more active ingredients, and one or more inert ingredients that make up the carrier, as well as any product which results, directly or indirectly, from combination, complexation or aggregation of any two or more of the ingredients, or from dissociation of one or more of the ingredients, or from other types of reactions or interactions of one or more of the ingredients. Accordingly, the pharmaceutical compositions of the present invention encompass any composition made by admixing a compound of the present invention and a pharmaceutically acceptable carrier.

[0032] A pharmaceutical composition of the present invention may additionally comprise one or more other compounds as active ingredients, such as one or more additional compounds of the present invention, or a prodrug compound or other p70S6K inhibitors.

[0033] The pharmaceutical compositions include compositions suitable for oral, rectal, topical, parenteral (including subcutaneous, intramuscular, and intravenous), ocular (ophthalmic), pulmonary (nasal or buccal inhalation), or nasal administration, although the most suitable route in any given case will depend on the nature and severity of the conditions being treated and on the nature of the active ingredient. They may be conveniently presented in unit dosage form and prepared by any of the methods well-known in the art of pharmacy.

[0034] In one embodiment, said compounds and pharmaceutical composition are for use in the treatment of cancer such as brain, lung, colon, epidermoid, squamous cell, bladder, gastric, pancreatic, breast, head, neck, renal, kidney, liver, ovarian, prostate, colorectal, uterine, rectal, oesophageal, testicular, gynecological, thyroid cancer, melanoma, hematologic malignancies such as acute myelogenous leukemia, multiple myeloma, chronic myelogenous leukemia, myeloid cell leukemia, glioma, Kaposi's sarcoma, or any other type of solid or liquid tumors. Preferably, the cancer to be treated is chosen from breast, colorectal, lung, prostate or pancreatic cancer or glioblastoma.

[0035] The invention also relates to the use of compounds according to the invention for the preparation of a medicament for the treatment of hyperproliferative diseases related to the hyperactivity of p70S6K as well as diseases modulated by the p70S6K cascade in mammals, or disorders mediated by aberrant proliferation, such as cancer and inflammation.

[0036] The invention also relates to a compound or pharmaceutical composition for use in treating a disease related to vasculogenesis or angiogenesis in a mammal which comprises a therapeutically effective amount of a compound of the present invention, or a pharmaceutically acceptable salt, prodrug or hydrate thereof, and a pharmaceutically acceptable carrier.

[0037] In one embodiment, said compound or pharmaceutical composition is for use in treating a disease selected from the group consisting of tumor angiogenesis, chronic inflammatory disease such as rheumatoid arthritis, inflammatory bowel disease, atherosclerosis; skin diseases such as psoriasis, eczema, and sclerodema; diabetes, obesity, metabolic syndrome, insulin resistance, hyperglycemia, hyperaminoacidemia, hyperlipidemia, diabetic retinopathy, retinopathy of prematurity and age-related macular degeneration.

[0038] This invention also relates to a compound or pharmaceutical composition for use in inhibiting abnormal cell growth / cancer in a mammal which comprises an amount of a compound of the present invention, or a pharmaceutically acceptable salt or solvate or prodrug thereof, in combination with an amount of another anti-cancer therapeutic, wherein the amounts of the compound, salt, solvate, or prodrug, and of the chemotherapeutic are together effective in inhibiting abnormal cell growth / cancer. Many anti-cancer therapeutics are presently known in the art. In one embodiment, the anti-cancer therapeutic is a chemotherapeutic selected from the group consisting of mitotic inhibitors, alkylating agents, anti-metabolites, intercalating antibiotics, growth factor inhibitors, cell cycle inhibitors, enzymes, topoisomerase inhibitors, biological response modifiers, anti-hormones, angiogenesis inhibitors, and anti-androgens. In another embodiment the anti-cancer therapeutic is an antibody selected from the group consisting of bevacizumab, CD40-specific antibodies, chTNT-1/B, denosumab, zanolimumab, IGF1 R-specific antibodies, lincuzumab, edrecolomab, WX G250, rituximab, ticilimumab, trastuzumab and cetuximab. In yet another embodiment the anti-cancer therapeutic is an inhibitor of another protein kinase, such as Akt, Axl, dyrk2, epha2, fgfr3, igf1r, IKK2, JNK3, Vegfr1, Vegfr2, Vegfr3 (also known as Flt-4), KDR, MEK, MET, Plk1, RSK1, Src, TrkA, Zap70, cKit, bRaf, EGFR, Jak2, PI3K, NPM-Alk, c-Abl, BTK, FAK, PDGFR, TAK1, LimK, Flt-3, PDK1 and Erk.

[0039] This invention further relates to a compound according to the invention for use in treating cancer in a mammal that comprises administering to the mammal an amount of a compound of the present invention in combination with radiation therapy, wherein the amounts of the compound is in combination with the radiation therapy effective in treating cancer in the mammal. Techniques for administering radiation therapy are known in the art, and these techniques can be used in the combination therapy described herein. The administration of a compound of the invention in this combination therapy can be determined as described herein. It is believed that the compounds of the present invention can render abnormal cells more sensitive to treatment with radiation for purposes of killing and/or inhibiting the growth of such cells.

[0040] Accordingly, this invention further relates to a compound according to the invention for use in sensitizing abnormal cells in a mammal to treatment with radiation which comprises administering to the mammal an amount of a compound of the present invention which amount is effective is sensitizing abnormal cells to treatment with radiation. The amount of the compound in this method can be determined according to the means for ascertaining effective amounts

of such compounds described herein. The invention also relates to a method for inhibiting abnormal cell growth in a mammal that comprises an amount of a compound of the present invention or an isotopically-labeled derivative thereof, and an amount of one or more substances selected from anti-angiogenesis agents, signal transduction inhibitors, and antiproliferative agents.

5 **[0041]** In practical use, the compounds of the present invention can be combined as the active ingredient in intimate admixture with a pharmaceutical carrier according to conventional pharmaceutical compounding techniques. The carrier may take a wide variety of forms depending on the form of preparation desired for administration, e.g., oral or parenteral (including intravenous). In preparing the compositions for oral dosage form, any of the usual pharmaceutical media may be employed, such as, for example, water, glycols, oils, alcohols, flavoring agents, preservatives, coloring agents and the like. In the case of oral liquid preparations, any of the usual pharmaceutical media may be employed, such as, for example, suspensions, elixirs and solutions; or carriers such as starches, sugars, microcrystalline cellulose, diluents, granulating agents, lubricants, binders, disintegrating agents and the like. In the case of oral solid preparations the composition may take forms such as, for example, powders, hard and soft capsules and tablets, with the solid oral preparations being preferred over the liquid preparations.

10 **[0042]** Because of their ease of administration, tablets and capsules represent the most advantageous oral dosage unit form in which case solid pharmaceutical carriers are obviously employed. If desired, tablets may be coated by standard aqueous or nonaqueous techniques. Such compositions and preparations should contain at least 0.1 percent of active compound. The percentage of active compound in these compositions may, of course, be varied and may conveniently be between about 2 percent to about 60 percent of the weight of the unit. The amount of active compound in such therapeutically useful compositions is such that an effective dosage will be obtained. The active compounds can also be administered intranasally as, for example, liquid drops or spray.

15 **[0043]** The tablets, pills, capsules, and the like may also contain a binder such as gum tragacanth, acacia, corn starch or gelatin; excipients such as dicalcium phosphate; a disintegrating agent such as corn starch, potato starch, alginic acid; a lubricant such as magnesium stearate; and a sweetening agent such as sucrose, lactose or saccharin. When a dosage unit form is a capsule, it may contain, in addition to materials of the above type, a liquid carrier such as a fatty oil.

20 **[0044]** Various other materials may be present as coatings or to modify the physical form of the dosage unit. For instance, tablets may be coated with shellac, sugar or both. A syrup or elixir may contain, in addition to the active ingredient, sucrose as a sweetening agent, methyl and propylparabens as preservatives, a dye and a flavoring such as cherry or orange flavor.

25 **[0045]** Compounds of the present invention may also be administered parenterally. Solutions or suspensions of these active compounds can be prepared in water suitably mixed with a surfactant such as hydroxy-propylcellulose. Dispersions can also be prepared in glycerol, liquid polyethylene glycols and mixtures thereof in oils. Under ordinary conditions of storage and use, these preparations contain a preservative to prevent the growth of microorganisms.

30 **[0046]** The pharmaceutical forms suitable for injectable use include sterile aqueous solutions or dispersions and sterile powders for the extemporaneous preparation of sterile injectable solutions or dispersions. In all cases, the form must be sterile and must be fluid to the extent that easy syringability exists. It must be stable under the conditions of manufacture and storage and must be preserved against the contaminating action of microorganisms such as bacteria and fungi. The carrier can be a solvent or dispersion medium containing, for example, water, ethanol, polyol (e.g., glycerol, propylene glycol and liquid polyethylene glycol), suitable mixtures thereof, and vegetable oils.

35 **[0047]** Any suitable route of administration may be employed for providing a mammal, especially a human, with an effective dose of a compound of the present invention. For example, oral, rectal, topical, parenteral, ocular, pulmonary, nasal, and the like may be employed. Dosage forms include tablets, troches, dispersions, suspensions, solutions, capsules, creams, ointments, aerosols, and the like. Preferably compounds of the present invention are administered orally.

40 **[0048]** The effective dosage of active ingredient employed may vary depending on the particular compound employed, the mode of administration, the condition being treated and the severity of the condition being treated. Such dosage may be ascertained readily by a person skilled in the art.

45 **[0049]** When treating or preventing the diseases mentioned above and below, for which compounds of the present invention are indicated, generally satisfactory results are obtained when the compounds of the present invention are administered at a daily dosage of from about 0.01 milligram to about 100 milligram per kilogram of animal body weight, preferably given as a single daily dose. For most large mammals, the total daily dosage is from about 0.1 milligrams to about 1000 milligrams, preferably from about 0.2 milligram to about 50 milligrams. In the case of a 70 kg adult human, the total daily dose will generally be from about 0.2 milligrams to about 200 milligrams. This dosage regimen may be adjusted to provide the optimal therapeutic response.

50 **[0050]** The invention also relates to a set (kit) consisting of separate packs of

- 55
- a) an effective amount of a compound according to the invention, and
 - b) an effective amount of a further medicament active ingredient.

EP 2 643 313 B9

[0051] The set comprises suitable containers, such as boxes, individual bottles, bags or ampoules. The set may, for example, comprise separate ampoules, each containing an effective amount of a compound according to the invention and/or pharmaceutically usable derivatives, solvates and stereoisomers thereof, including mixtures thereof in all ratios, and an effective amount of a further medicament active ingredient in dissolved or lyophilised form.

Experimental Section

[0052] Some abbreviations that may appear in this application are as follows:

Abbreviations

<i>Designation</i>	
ACN	Acetonitrile
ATP	Adenosine triphosphate
b	Broad peak
cBut	cyclobutyl group
cPr	cyclopropyl group
d	Doublet
DMSO	Dimethylsulfoxide
DIEA	N,N-Diisopropylethylamine
DTT	Dithiothreitol
EDTA	Ethylenediaminetetraacetic acid
equiv.	Equivalents
Et	Ethyl
h	Hour
HEPES	4-(2-hydroxyethyl)-1-piperazineethanesulfonic acid
HPLC	High pressure liquid chromatography
iPr	isopropyl group
LC/MS	Liquid chromatography coupled to mass spectrometry
m	Multiplet
M	Molecular ion
m/z	Mass-to-charge ratio
Me	Methyl
min	Minute
MS	Mass spectrometry
N	Normal (unit of concentration)
NMO	4-methylmorpholine <i>N</i> -oxide
NMR	Nuclear Magnetic Resonance
PG	Protecting group
psi	Pounds per square inch
q	Quartette (or quartet)
Rf	Retention factor
RT	Room temperature
Rt.	Retention time

(continued)

<i>Designation</i>	
S	Singlet
Tert	Tertiary
TEA	Triethylamine
TFA	Trifluoroacetic acid
THAB	Tetrahexylammonium bromide
THF	Tetrahydrofuran
UV	Ultraviolet
VIS	Visible

[0053] The compounds of the present invention can be prepared according to the procedures of the following Schemes and Examples, using appropriate materials and are further exemplified by the following specific examples.

[0054] Moreover, by utilizing the procedures described herein, in conjunction with ordinary skills in the art, additional compounds of the present invention claimed herein can be readily prepared. The compounds illustrated in the examples are not, however, to be construed as forming the only genus that is considered as the invention. The examples further illustrate details for the preparation of the compounds of the present invention. Those skilled in the art will readily understand that known variations of the conditions and processes of the following preparative procedures can be used to prepare these compounds.

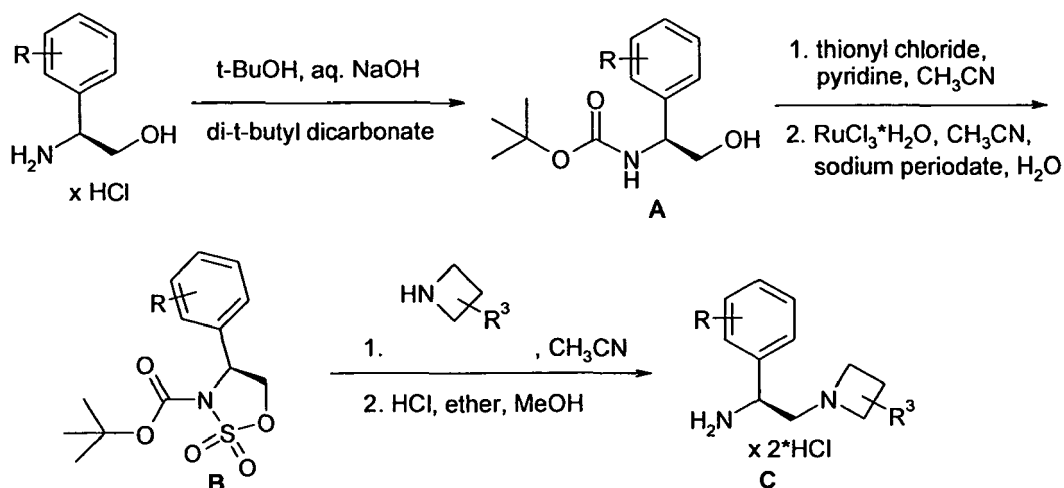
[0055] The instant compounds are generally isolated in the form of their pharmaceutically acceptable salts, such as those described above. The amine-free bases corresponding to the isolated salts can be generated by neutralization with a suitable base, such as aqueous sodium hydrogencarbonate, sodium carbonate, sodium hydroxide and potassium hydroxide, and extraction of the liberated amine-free base into an organic solvent, followed by evaporation. The amine-free base, isolated in this manner, can be further converted into another pharmaceutically acceptable salt by dissolution in an organic solvent, followed by addition of the appropriate acid and subsequent evaporation, precipitation or crystallization.

[0056] The invention will be illustrated, but not limited, by reference to the specific embodiments described in the following schemes and examples. Unless otherwise indicated in the schemes, the variables have the same meaning as described above.

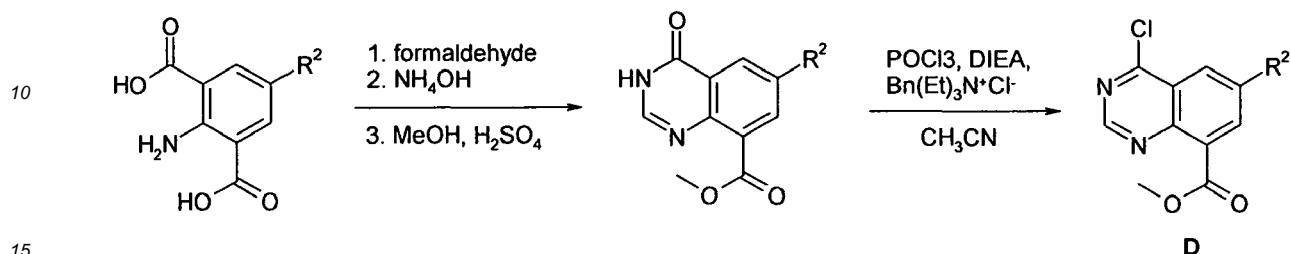
[0057] Unless otherwise specified, all starting materials are obtained from commercial suppliers and used without further purifications. Unless otherwise specified, all temperatures are expressed in °C and all reactions are conducted at room temperature. Compounds were purified by either silica chromatography or preparative HPLC.

[0058] The present invention also relates to processes for manufacturing the compounds of Formula (II') according to the hereinafter described schemes and working examples.

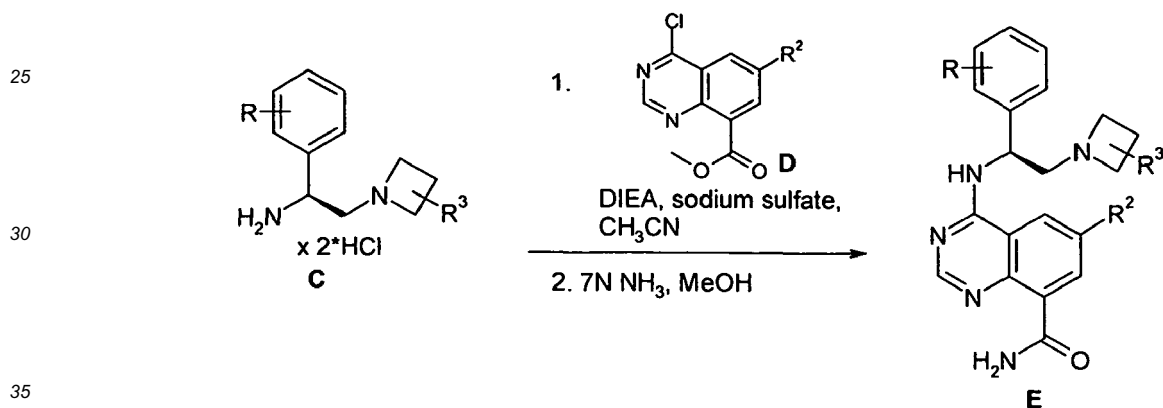
General Synthetic Schemes



[0059] Scheme 1. Amino alcohol hydrochloride was treated with di-tertbutyl dicarbonate in the presence of 2N sodium hydroxide and *t*-butanol as solvent to afford the Boc-protected amino alcohol **A**. Cyclization with thionyl chloride to the sulfoxide intermediate was followed by oxidation with sodium periodate in the presence of ruthenium catalyst to provide the cyclic intermediate **B**. Nucleophilic attack of **B** with an azetidine moiety and in-situ Boc deprotection with hydrochloric acid/methanol afforded the desired amine dihydrochloride salt intermediate **C**.



[0060] Scheme 2. Refluxing substituted 2-aminoisophthalic acid was treated with formaldehyde at 185 °C for 4 hours. Subsequent treatment with concentrated ammonium hydroxide afforded a quinazoline carboxylic acid intermediate. Esterification with methanol and sulfuric acid under refluxing conditions afforded the methyl ester which was converted to the 4-chloro-quinazoline carboxylic acid methyl ester **D** upon treatment with phosphorous oxychloride and DIEA in the presence of a phase transfer catalyst.

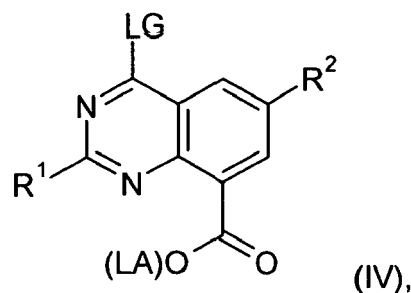


[0061] Scheme 3. 4-Chloro quinazoline derivative **D** was reacted with amine dihydrochloride salt intermediate **C** in the presence of Hunig's base to provide the quinazoline methyl ester intermediate. Ammonolysis of the ester group with 7N ammonia/methanol solution afforded carboxamide **E**.

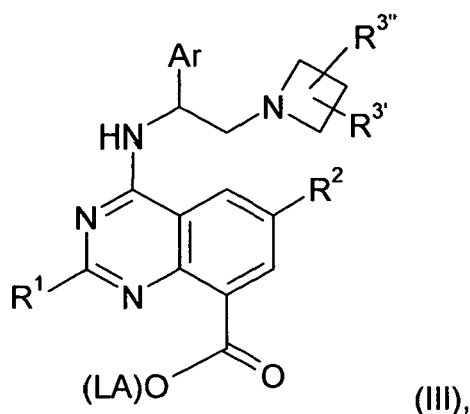
[0062] Accordingly, the present invention also relates to a process for the manufacture of compounds of Formula (II'), wherein LG is a leaving group, and the remaining substituents have the meaning as defined for Formula (II'), wherein a compound of Formula (V)



is reacted with a compound of Formula (IV)



to yield a carboxylic ester compound of Formula (III),



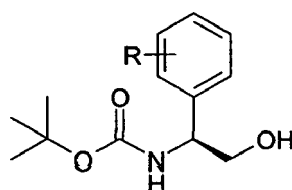
which is then converted to a carboxamide compound of Formula (II').

30 **[0063]** Preferably, LA is methyl, ethyl, isopropyl or tert-butyl, most preferably methyl.

[0064] Suitable leaving groups are, for example, Cl, Br, I, mesylate, tosylate, phenylsulfonate or trifluoroacetate. Preferably LG is Cl.

Synthesis In Detail

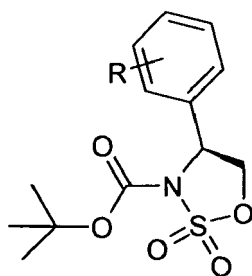
35 **[0065]**



Boc-protected amino alcohol (A)

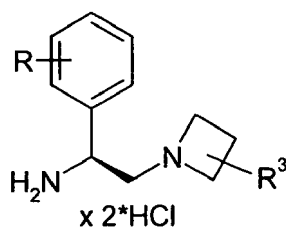
50 **[0066]** A mixture of the amino alcohol hydrochloride (192.22 mmol) and di-*t*-butyl dicarbonate (262.63 mmol, 1.37 eq) was suspended in *t*-BuOH (250 mL, 6.25 volumes) and then treated with aqueous 2 *N* NaOH (120 mL, 240 mmol). The contents were warmed to 75 °C (immediate effervescence was observed) for 4 h. The internal temp was then reduced to 50 °C, and the contents were added to water (2 L) with vigorous stirring. After 15 min, a pure, white solid (**A**) precipitated, and the contents were cooled to 5 °C, prior to filtration. The collected solid was washed with water (0.5 L) and dried under vacuum at 35 °C for 18 h (90-99% yield).

55



Cyclic sulfone (B)

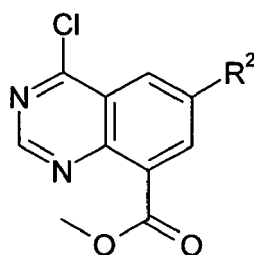
[0067] A solution of thionyl chloride (184.42 mmol, 2.5 eq) in CH₃CN (25 mL) was cooled to -40 °C, prior to dropwise addition of **A** (73.60 mmol) in CH₃CN (100 mL). The internal temperature was maintained at -40 °C during the addition. Pyridine (372.94 mmol, 5 eq) was then added, and the thick suspension was allowed to slowly warm to room temperature (over 2-3 h). The contents became a yellow solution that eventually became a shade of green. At that time, the contents were concentrated to a green or yellow residue, which was suspended in EtOAc (200 mL) and filtered over a plug of silica gel (250 cc, equilibrated in EtOAc). The filtration was continued until UV-active material was no longer detected. The resultant filtrate (~700 mL) was concentrated, and again concentrated from CH₃CN (2 x 50 mL) and dried under vacuum for 16 h to remove residual pyridine. The resultant yellow solid was dissolved in CH₃CN (170 mL), treated with ruthenium(III) chloride hydrate (8.0 mmol, 0.11 eq), followed by sodium periodate (88.32 mmol, 1.2 eq), and H₂O (170 mL). The dark solution was stirred at room temperature for 18 h. At that time, the contents were diluted with EtOAc (300 mL) and H₂O (300 mL), and the layers were separated. The organics were dried over sodium sulfate, concentrated via rotary evaporation and dried under vacuum for 16 h to afford **B** as a tan solid (82-89%). A second extraction did not afford additional product.



Azetidine phenylethanamine dihydrochloride (C)

[0068] A suspension of **B** (52.52 mmol) in CH₃CN (100 mL) was treated with azetidine (65.67 mmol, 1.25 eq), and the contents were stirred at room temp for 30-60 minutes. A solid precipitated, which was filtered, washed with MeOH or acetone (100 mL) and dried under vacuum for 2 hours to provide the Boc-protected azetidinium phenylethanamine intermediate (60-77%) as a white solid.

[0069] A suspension of the Boc-protected azetidinium phenylethanamine intermediate (38.61 mmol) in anhydrous MeOH (50 mL) was treated with 2.0 M HCl in diethyl ether (200 mmol, ~5 eq), and the contents were stirred at room temperature. Dissolution occurred, followed by precipitation of a solid. After 3 hours, the solid was collected by filtration, washed with diethyl ether (100 mL) and dried under vacuum for 2 hours to afford **C** as a white or off-white solid (69-75%).



4-chloroquinazoline-8-carboxylate (D)*4-oxo-4H-3,1-benzoxazine-8-carboxylic acid*

5 **[0070]** 2-Aminoisophthalic acid moiety (50.0 g; 276.0 mmol) and formaldehyde (250.0 ml; 5.00 V) were combined and heated to 140°C for 4 h. The reaction mixture was cooled to room temperature and distilled under high vacuum on the rotary evaporator. The remaining formaldehyde was removed by azeotropic distillation with toluene. The residue was slurried with ethyl ether, filtered, and the solid was dried under vacuum to provide the desired intermediate (50.3 g, 89% yield).

10

4-oxo-3, 4-dihydroquinazoline-8-carboxylic acid

15 **[0071]** 4-oxo-4H-3,1-benzoxazine-8-carboxylic acid derivative (51.5 g; 251.26 mmol) was dissolved in NH₄OH (360.0 ml; 6.98 V; 28% solution). Ammonium acetate (77.5 g; 1,005 mmol) was added, and the reaction mixture was heated at 80 °C for 2 h. The reaction mixture was cooled to room temperature and diluted with MeOH (40 mL) then heated for 72 h at 80 °C in a pressure bottle. The reaction mixture was concentrated on the rotary evaporator then cooled on ice and filtered. The solid was dried under vacuum to provide the desired product (33.5 g, 65% yield).

20

Methyl 4-oxo-3,4-dihydroquinazoline-8-carboxylate

25 **[0072]** 4-oxo-3,4-dihydroquinazoline-8-carboxylic acid derivative (28.2 g; 138.11 mmol) was dissolved in dry MeOH (1000 mL). Sulfuric acid (29.4 ml; 552.44 mmol) was added dropwise to the reaction mixture under argon. The reaction mixture was refluxed overnight, cooled to room temperature, and then concentrated. The solid was filtered and dried under vacuum to provide the desired intermediate as a sulfate salt.

30 The sulfate salt (40.6 g, 128.36 mmol) was treated with K₂CO₃ (8.87 g, 64.18 mmol) in H₂O (100 mL). Upon dissolution, an off-white precipitate was formed. Additional H₂O (100 mL) was added, and the pH was adjusted between 6 and 7. The off-white solid was filtered, washed with H₂O (150 mL), and dried under vacuum to provide the desired intermediate (17.90 g, 64% yield). The aqueous layer was extracted with EtOAc (250 mL) to provide another 1.10 g (4% yield).

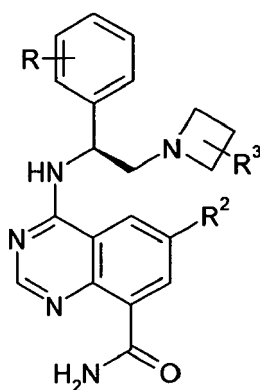
Methyl 4-chloro-2-methylquinazoline-8-carboxylate

35 **[0073]** A suspension of methyl 4-oxo-3,4-dihydroquinazoline-8-carboxylate (48.97 mmol) and benzyltriethylammonium chloride (195.99 mmol) in dry CH₃CN (25 mL) was treated with DIEA (9 mL, 6.68 g, 51.68 mmol) and stirred as POCl₃ (40 mL, 65.80 g, 429.14 mmol) was slowly added to the flask. The contents were warmed to 90 °C for 30 min, cooled to ~50 °C, and slowly poured into aqueous 2 N NaOH (400 mL, 1600 mmol) and water (400 mL) that was cooling in an acetone/dry-ice bath (ice formed in the flask). The off-white solid that precipitated was filtered, washed with 10% aqueous K₂CO₃ (100 mL), and the resultant cake was dried under vacuum at 35 °C for 19 h, to provide **D** as a off-white solid (8.10 g, 36.38 mmol, 74%).

40

45

50



55

Quinazoline carboxamide azetidine (E)

[0074] A suspension of **C** (17.63 mmol) and sodium sulfate (52.89 mmol, 3 eq) in CH₃CN (10V) was treated with DIEA (105.77 mmol, 6 eq), and the contents were stirred for 10 minutes, prior to addition of **D** (17.63 mmol, 1 eq). Stirring was continued for 2-3 hours at 45-60 °C, and MeOH (20 mL) was added to the flask to quench the reaction. The contents

EP 2 643 313 B9

were concentrated to dryness, and again concentrated from MeOH (3 x 100 mL). The resultant residue was dissolved in MeOH (20 mL) and transferred to a pressure vessel. The contents of the pressure vessel were concentrated to dryness, prior to addition of 7 N NH₃ in MeOH (100 mL). The contents were then warmed to 60 °C, and stirring was continued for 18 hours. At that time, the contents were concentrated to a residue that was suspended in EtOAc. The organics were washed with water. The water layer was repeatedly extracted with EtOAc until the entire compound was in the organic layer. The combined organics were dried over sodium sulfate and concentrated. The resultant residue was further purified by precipitation from MeOH or mixtures of MeOH/acetone (30-50%).

Analytical Methodology

Analytical LC/MS was performed using the following three methods:

[0075]

Method A: A Discovery C¹⁸, 5 μm, 3 x 30 mm column was used at a flow rate of 400 μL/min. sample loop 5 μL, mobile phase: (A) water with 0.1 % formic acid, mobile phase, (B) methanol with 0.1% formic acid; retention times are given in minutes. Method details: (I) runs on a Quaternary Pump G1311A (Agilent) with UV/VIS diode array detector G1315B (Agilent) and Finnigan LCQ Duo MS detector in ESI + modus with UV-detection at 254 and 280 nm with a gradient of 15-95% (B) in a 3.2 min linear gradient (II) hold for 1.4 min at 95% (B) (III) decrease from 95-15% (B) in a 0.1 min linear gradient (IV) hold for 2.3 min at 15% (B).

Method B: A Waters Symmetry C¹⁸, 3.5 μm, 4.6 x 75 mm column at a flow rate of 1 mL /min, sample loop 10 μL, mobile phase (A) is water with 0.05% TFA, mobile phase (B) is ACN with 0.05% TFA; retention times are given in minutes. Methods details: (I) runs on a Binary Pump G1312A (Agilent) with UV/Vis diode array detector G1315B (Agilent) and Agilent G1956B (SL) MS detector in ESI + mode with UV-detection at 254 and 280 nm with a gradient of 20-85% (B) in a 10 min linear gradient (II) hold for 1 min at 85% (B) (III) decrease from 20-85% (B) in a 0.2 min linear gradient (IV) hold for 3.8 min at 20% (B).

Method C: Gradient: 4.2 min/ Flow: 2 ml/min 99:01 - 0:100 Water + 0.1%(Vol.) TFA; Acetonitril + 0.1%(Vol.) TFA; 0.0 to 0.2 min: 99:01; 0.2 to 3.8 min: 99:01→ 0:100; 3.8 to 4.2 min: 0:100; Column: Chromolith Performance RP18e; 100 mm long, 3 mm diameter; Wavelength: 220nm.

Analytical Chiral HPLC

[0076] Analytical chiral HPLC was performed using a ChiralPak AD-H column (250 X 4.6 mm) from Daicel Chemical Industries, Ltd. on an Agilent 1100 Series system. The method used a 5.0 μL injection volume, with a flow rate of 1 mL/min of 100% methanol for 15 min at 25 °C, and UV-detection at 254 and 280 nm.

Preparative HPLC

[0077] Preparative HPLC was performed using either a Waters Atlantis dC₁₈ OBD™ 10 μM (30 X 250 mm) column or a Waters Sunfire Prep C₁₈ OBD 10 μM (30 X 250 mm) column. The columns were used at a flow rate of 60 mL/min on a Waters Prep LC 4000 System equipped with a sample loop (10 mL) and an ISCO UA-6 UV/Vis detector. The mobile phase was drawn from two solvent reservoirs containing (A) water and (B) HPLC-grade acetonitrile. A typical preparative run used a linear gradient (e.g., 0-60 % solvent B over 60 min).

Examples

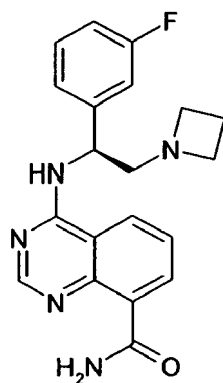
[0078] The working examples presented below are intended to illustrate particular embodiments of the invention.

Example compounds according to Formula (II')

[0079]

5

10

15 4-[(S)-2-Azetidin-1-yl-1-(3-fluorophenyl)-ethylamino]-quinazoline-8-carboxylic acid amide (1)**[0080]**

20

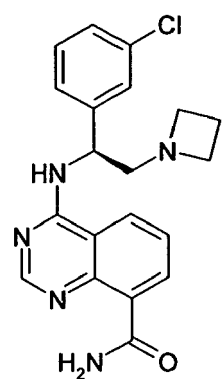
IC₅₀ p70S6K [nM]: 5.6
 pS6 MDA-MB-468 [nM]: 70
 Akt1 IC₅₀ [nM]: 22
 Aurora B IC₅₀ [nM]: 45
 Aurora B / p70S6K inhibitory ratio: 28

25 Example 1 was prepared following the general synthesis of **A-E** starting with (S)-2-amino-2-(3-fluoro-phenyl)-ethanol.
LC-MS [366 (M+1)]**[0081]**

30

35

40

45 4-[(S)-2-Azetidin-1-yl-1-(3-chlorophenyl)-ethylamino]-quinazoline-8-carboxylic acid amide (2)**[0082]**

45

50

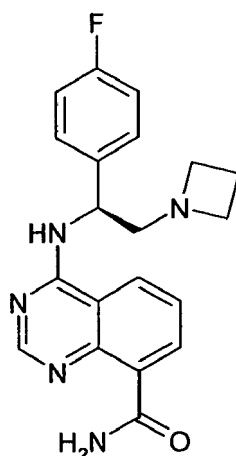
IC₅₀ p70S6K [nM]: 1.1
 pS6 MDA-MB-468 [nM]: 16
 Akt1 IC₅₀ [nM]: 10
 Aurora B IC₅₀ [nM]: 47

55 **[0083]** Example 2 was prepared following the general synthesis of **A-E** starting with (S)-2-amino-2-(3-chloro-phenyl)-ethanol. LCMS [381.9 (M+1)]. ¹H NMR (DMSO-d₆, ppm) 1.91 (2H), 2.75 (1H), 2.95 (1H), 3.15 (4H), 5.43 (1H), 7.30 (2H), 7.50 (1H), 7.68 (1H), 7.79 (1 H), 7.98 (1 H), 8.53 (1 H), 8.54 (2H), 8.58 (1 H), 10.30 (1 H).

5

10

15



4-[(S)-2-Azetidin-1-yl-1-(4-fluorophenyl)-ethylamino]-quinazoline-8-carboxylic acid amide (**3**)

[0084]

20

IC₅₀ p70S6K [nM]: 7.8
 pS6 MDA-MB-468 [nM]: 103
 Akt1 IC₅₀ [nM]: 23
 Aurora B IC₅₀ [nM]: 41

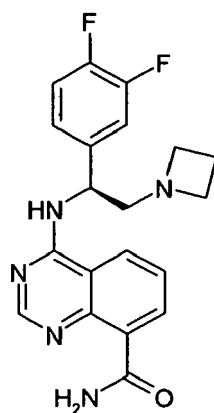
25

[0085] Example **3** was prepared following the general synthesis of **A-E** starting with (S)-2-amino-2-(4-fluoro-phenyl)-ethanol. LCMS [366.2 (M+1)]. ¹H NMR (DMSO-d₆, ppm) 1.92 (2H), 2.71 (1 H), 2.99 (1 H), 3.14 (4H), 5.44 (1 H), 7.14 (2H), 7.49 (2H), 7.67 (1 H), 7.83 (1 H), 8.53 (1 H), 8.57 (1 H), 8.73 (2H), 10.34 (1 H).

30

35

40



45

4-[(S)-2-Azetidin-1-yl-1-(3,4-difluorophenyl)-ethylamino]-quinazoline-8-carboxylic acid amide (**4**)

[0086]

50

IC₅₀ p70S6K [nM]: 1.2
 pS6 MDA-MB-468 [nM]: 74
 Akt1 IC₅₀ [nM]: 4.1
 Aurora B IC₅₀ [nM]: 56

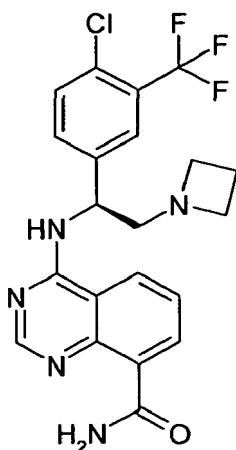
55

[0087] Example **4** was prepared following the general synthesis of **A-E** starting with (S)-2-amino-2-(3,4-di-fluoro-phenyl)-ethanol. LCMS [384.20 (M+1)]. ¹H NMR (DMSO-d₆, ppm) 1.92 (2H), 2.75 (1H), 2.93 (1 H), 3.15 (4H), 5.43 (1H), 7.34 (2H), 7.53 (1 H), 7.68 (1 H), 7.81 (1 H), 8.58 (4H), 10.30 (1 H).

5

10

15



4-[(S)-2-Azetidin-1-yl-1-(4-chloro-3-trifluoromethylphenyl)-ethylamino]-quinazoline-8-carboxylic acid amide (**5**)

[0088]

20

IC₅₀ p70S6K [nM]: 0.9
 pS6 MDA-MB-468 [nM]: 11
 Akt1 IC₅₀ [nM]: 1.4
 Aurora B IC₅₀ [nM]: 100

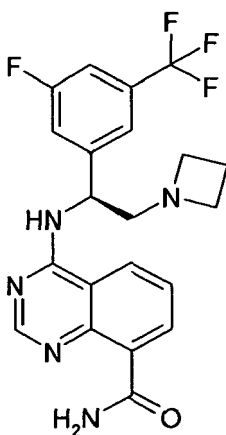
25

[0089] Example **5** was prepared following the general synthesis of **A-E** starting with (S)-2-amino-2-(4-chloro-3-trifluoromethyl-phenyl)-ethanol. LCMS [450.10 (M+1)]. ¹H NMR (DMSO-d₆, ppm) 1.92 (2H), 2.74 (1H), 2.94 (1H), 3.15 (4H), 5.45 (1H), 7.67 (2H), 7.76 (1H), 7.78 (1H), 7.79 (1H), 8.54 (3H), 8.75 (1H), 10.27 (1H).

30

35

40



45

4-[(S)-2-Azetidin-1-yl-1-(3-fluoro-5-trifluoromethylphenyl)-ethylamino]-quinazoline-8-carboxylic acid amide (**6**)

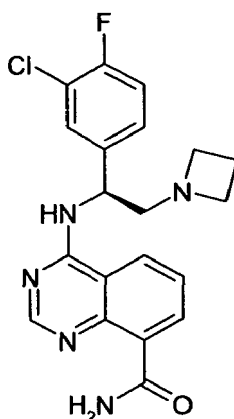
[0090]

50

IC₅₀ p70S6K [nM]: 2.3
 pS6 MDA-MB-468 [nM]: 98
 Akt1 IC₅₀ [nM]: 9.1
 Aurora B IC₅₀ [nM]: 270

55

[0091] Example **6** was prepared following the general synthesis of **A-E** starting with (S)-2-amino-2-(3-fluoro-5-trifluoromethyl-phenyl)-ethanol. LCMS [434.20 (M+1)]. ¹H NMR (DMSO-d₆, ppm) 1.92 (2H), 2.73 (1H), 2.93 (1H), 3.19 (4H), 5.51 (1H), 7.51 (1H), 7.70 (2H), 7.82 (1H), 8.54 (3H), 8.73 (1H), 10.27 (1H).

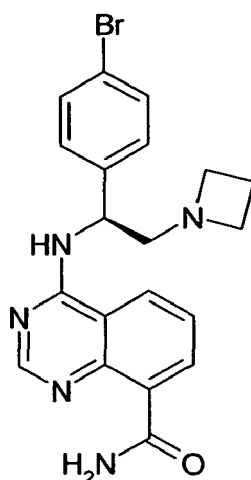


5
10
15
4-[(S)-2-Azetidin-1-yl-1-(3-chloro-4-fluorophenyl)-ethylamino]-quinazoline-8-carboxylic acid amide (7)

[0092]

20 IC₅₀ p70S6K [nM]: 1.3
pS6 MDA-MB-468 [nM]: 1.3
Akt1 IC₅₀ [nM]: 12
Aurora B IC₅₀ [nM]: 58

25 **[0093]** Example 7 was prepared following the general synthesis of **A-E** starting with (S)-2-amino-2-(3-chloro-4-fluorophenyl)-ethanol. LCMS [400.10 (M+1)]. ¹H NMR (DMSO-d₆, ppm) 1.91 (2H), 2.72 (1H), 2.94 (1H), 3.16 (4H), 5.41 (1H), 7.38 (1H), 7.47 (1H), 7.68 (2H), 7.81 (1 H), 8.58 (4H), 10.29 (1 H).



30
35
40
45
4-[(S)-2-Azetidin-1-yl-1-(4-bromophenyl)-ethylamino]-quinazoline-8-carboxylic acid amide (8)

[0094]

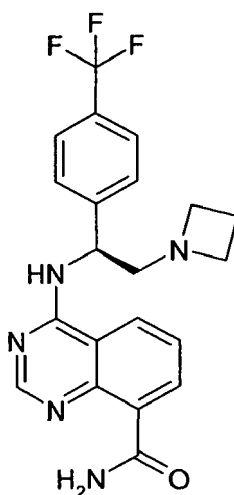
50 IC₅₀ p70S6K [nM]: 1.6
pS6 MDA-MB-468 [nM]: 39
Akt1 IC₅₀ [nM]: 48
Aurora B IC₅₀ [nM]: 65

55 **[0095]** Example 8 was prepared following the general synthesis of **A-E** starting with (S)-2-amino-2-(4-bromo-phenyl)-ethanol. LCMS [427.10 (M+1)].

5

10

15



4-[(S)-2-Azetidin-1-yl-1-(4-trifluoromethylphenyl)-ethylamino]-quinazoline-8-carboxylic acid amide (**9**)

20 [0096]

IC₅₀ p70S6K [nM]: 0.8
 pS6 MDA-MB-468 [nM]: 10.0
 Akt1 IC₅₀ [nM]: 17
 Aurora B IC₅₀ [nM]: 260

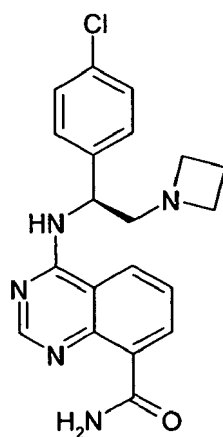
25

[0097] Example **9** was prepared following the general synthesis of **A-E** starting with (S)-2-amino-2-(4-trifluoromethylphenyl)-ethanol. LCMS [416.15 (M+1)].

30

35

40



4-[(S)-2-Azetidin-1-yl-1-(4-chlorophenyl)-ethylamino]-quinazoline-8-carboxylic acid amide (**10**)

[0098]

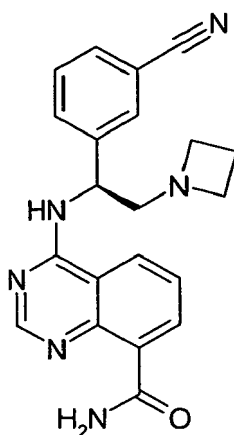
IC₅₀ p70S6K [nM]: 1
 pS6 MDA-MB-468 [nM]: 36
 Akt1 IC₅₀ [nM]: 21
 Aurora B IC₅₀ [nM]: 43

50

[0099] Example **10** was prepared following the general synthesis of **A-E** starting with (S)-2-amino-2-(4-chlorophenyl)-ethanol. LCMS [382.20 (M+1)]. ¹H NMR (DMSO-d₆, ppm) 1.91 (2H), 2.71 (1H), 2.96 (1H), 3.15 (4H), 5.40 (1H), 7.36 (2H), 7.46 (2H), 7.67 (1H), 7.79 (1H), 8.51 (1H), 8.57 (1H), 8.62 (2H), 10.30 (1H).

55

EP 2 643 313 B9

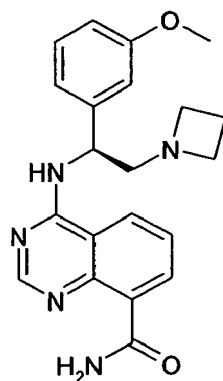


4-[(S)-2-Azetidin-1-yl-1-(3-cyanophenyl)-ethylamino]-quinazoline-8-carboxylic acid amide (**11**)

[0100]

20 IC₅₀ p70S6K [nM]: 3.3
pS6 MDA-MB-468 [nM]: 382
Akt1 IC₅₀ [nM]: 270
Aurora B IC₅₀ [nM]: 690

25 [0101] Example **11** was prepared following the general synthesis of **A-E** starting with 3-((S)-1-amino-2-hydroxyethyl)-benzonitrile. LCMS [373.20 (M+1)]. ¹H NMR (DMSO-d₆, ppm) 1.9200 (2H), 2.7371 (1H), 2.9724 (1H), 3.1720 (4H), 5.4625 (1H), 7.5225 (1 H), 7.7136 (2H), 7.7961 (2H), 7.9454 (1H), 8.5327 (1 H), 8.5828 (1H), 8.6154 (1 H), 8.7316 (1 H), 10.2982 (1H).



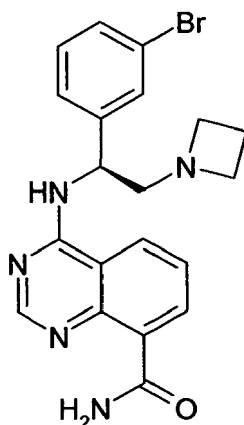
4-[(S)-2-Azetidin-1-yl-1-(3-methoxyphenyl)-ethylamino]-quinazoline-8-carboxylic acid amide (**12**)

[0102]

45
50 IC₅₀ p70S6K [nM]: 4.4
pS6 MDA-MB-468 [nM]: 204
Akt1 IC₅₀ [nM]: 250
Aurora B IC₅₀ [nM]: 67

55 [0103] Example **12** was prepared following the general synthesis of **A-E** starting with (S)-2-amino-2-(3-methoxyphenyl)-ethanol. LCMS [373.20 (M+1)]. ¹H NMR (DMSO-d₆, ppm) 1.92 (2H), 2.69 (1 H), 2.98 (1 H), 3.16 (4H), 3.72 (3H), 5.44 (1 H), 6.81 (1 H), 7.03 (2H), 7.23 (1H), 7.66 (1H), 7.83 (1H), 8.52 (2H), 8.67 (2H), 10.34 (1H).

EP 2 643 313 B9

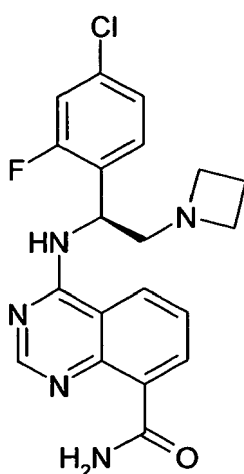


4-[(S)-2-Azetidin-1-yl-1-(3-bromophenyl)-ethylamino]-quinazoline-8-carboxylic acid amide (**13**)

[0104]

20 IC₅₀ p70S6K [nM]: 0.3
 pS6 MDA-MB-468 [nM]: 25.0
 Akt1 IC₅₀ [nM]: 5
 Aurora B IC₅₀ [nM]: 17

25 [0105] Example **13** was prepared following the general synthesis of **A-E** starting with (S)-2-amino-2-(3-bromo-phenyl)-ethanol. LCMS [427.10 (M+1)]. ¹H NMR (DMSO-d₆, ppm) 1.91 (2H), 2.75 (1H), 2.97 (1 H), 3.15 (4H), 5.41 (1H), 7.25 (1H), 7.45 (2H), 7.67 (2H), 7.84 (1 H), 8.53 (1 H), 8.54 (1 H), 8.61 (1 H), 8.63 (1 H), 10.31 (1 H).



4-[(S)-2-Azetidin-1-yl-1-(2-fluoro-4-chlorophenyl)-ethylamino]-quinazoline-8-carboxylic acid amide (**14**)

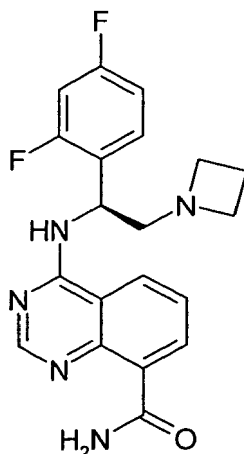
[0106]

50 IC₅₀ p70S6K [nM]: 1.1
 pS6 MDA-MB-468 [nM]: 86.0
 Akt1 IC₅₀ [nM]: 25
 Aurora B IC₅₀ [nM]: 69

55 [0107] Example **14** was prepared following the general synthesis of **A-E** starting with (S)-2-amino-2-(4-chloro-2-fluoro-phenyl)-ethanol. LCMS [400.10 (M+1)]. ¹H NMR (DMSO-d₆, ppm) 1.93 (2H), 2.71 (1 H), 2.99 (1H), 3.15 (4H), 5.62 (1 H), 7.23 (1H), 7.39 (1H), 7.54 (1H), 7.68 (1 H), 7.82 (1H), 8.53 (1H), 8.58 (1H), 8.69 (2H), 10.27 (1H).

EP 2 643 313 B9

5



10

15

4-[(S)-2-Azetidin-1-yl-1-(2,4-difluorophenyl)-ethylamino]-quinazoline-8-carboxylic acid amide (**15**)

[0108]

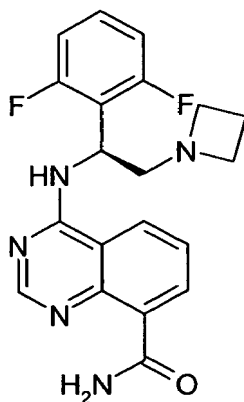
20

IC₅₀ p70S6K [nM]: 6
pS6 MDA-MB-468 [nM]: 144
Akt1 IC₅₀ [nM]: 84
Aurora B IC₅₀ [nM]: 200

25

[0109] Example **15** was prepared following the general synthesis of **A-E** starting with (S)-2-amino-2-(2,4-di-fluoro-phenyl)-ethanol. LCMS [384.20 (M+1)]. ¹H NMR (DMSO-d₆, ppm) 1.92 (2H), 2.69 (1 H), 2.99 (1 H), 3.17 (4H), 5.66 (1 H), 7.04 (1 H), 7.21 (1 H), 7.56 (1 H), 7.69 (1 H), 7.84 (1 H), 8.53 (1 H), 8.53 (1 H), 8.63 (2H), 10.29 (1 H).

30



35

40

4-[(S)-2-Azetidin-1-yl-1-(2,6-difluorophenyl)-ethylamino]-quinazoline-8-carboxylic acid amide (**16**)

45

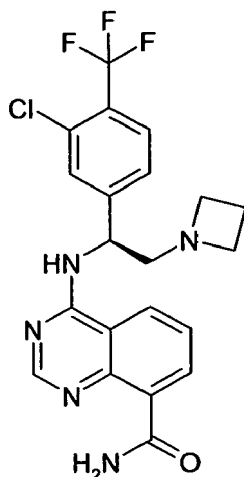
[0110]

IC₅₀ p70S6K [nM]: 5.4
pS6 MDA-MB-468 [nM]: 183
Akt1 IC₅₀ [nM]: 91
Aurora B IC₅₀ [nM]: 170

50

[0111] Example **16** was prepared following the general synthesis of **A-E** starting with (S)-2-amino-2-(2,6-di-fluoro-phenyl)-ethanol. LCMS [384.20 (M+1)]. ¹H NMR (DMSO-d₆, ppm) 1.92 (2H), 2.69 (1H), 2.99 (1 H), 3.17 (4H), 5.65 (1 H), 7.01 (2H), 7.31 (1 H), 7.66 (1 H), 7.83 (1 H), 8.53 (1 H), 8.56 (1 H), 8.71 (2H), 10.27 (1 H).

55

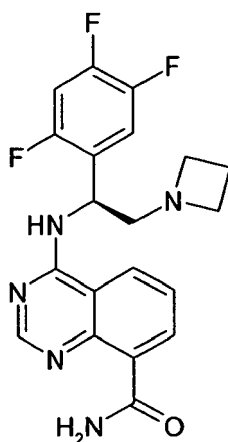


4-[(S)-2-Azetidin-1-yl-1-(3-chloro-4-trifluoromethylphenyl)-ethylamino]-quinazoline-8-carboxylic acid amide (**17**)

20 **[0112]**

IC₅₀ p70S6K [nM]: 2.3
 pS6 MDA-MB-468 [nM]: 8
 Akt1 IC₅₀ [nM]: 3.7
 Aurora B IC₅₀ [nM]: 130

25 **[0113]** Example **17** was prepared following the general synthesis of **A-E** starting with (S)-2-amino-2-(3-chloro-4-trifluoromethyl-phenyl)-ethanol. LCMS [450.10 (M+1)].

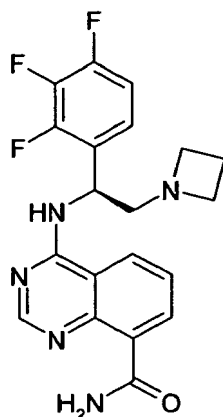


4-[(S)-2-Azetidin-1-yl-1-(2,4,5-trifluorophenyl)-ethylamino]-quinazoline-8-carboxylic acid amide (**18**)

50 **[0114]**

IC₅₀ p70S6K [nM]: 3.8
 pS6 MDA-MB-468 [nM]: 85.0
 Akt1 IC₅₀ [nM]: 36
 Aurora B IC₅₀ [nM]: 220

55 **[0115]** Example **18** was prepared following the general synthesis of **A-E** starting with (S)-2-amino-2-(2,4,5-trifluorophenyl)-ethanol. LCMS [384.20 (M+1)]. ¹H NMR (DMSO-d₆, ppm) 1.93 (2H), 2.72 (1 H), 2.96 (1 H), 3.17 (4H), 5.66 (1 H), 7.55 (1 H), 7.69 (1 H), 7.70 (1 H), 7.85 (1 H), 8.55 (1 H), 8.56 (2H), 10.28 (1 H).

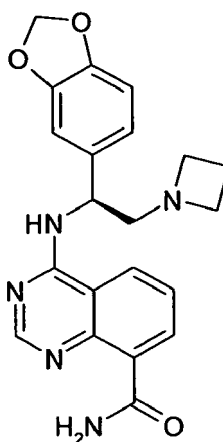


4-[(S)-2-Azetidin-1-yl-1-(2,3,4-trifluorophenyl)-ethylamino]-quinazoline-8-carboxylic acid amide (**19**)

[0116]

IC₅₀ p70S6K [nM]: 2.1
 pS6 MDA-MB-468 [nM]: 62.0
 Akt1 IC₅₀ [nM]: 23
 Aurora B IC₅₀ [nM]: 360

[0117] Example **19** was prepared following the general synthesis of **A-E** starting with (S)-2-amino-2-(2,3,4-trifluorophenyl)-ethanol. LCMS [384.20 (M+1)]. ¹H NMR (DMSO-d₆, ppm) 1.91 (2H), 2.75 (1 H), 2.99 (1 H), 3.16 (4H), 5.66 (1 H), 7.26 (1H), 7.37 (1H), 7.77 (1H), 7.84 (1H), 8.55 (2H), 8.71 (1H), 8.79 (1 H), 10.26 (1H).



4-[(S)-2-Azetidin-1-yl-1-(1-benzol[1,3]dioxol)-ethylamino]-quinazoline-8-carboxylic acid amide (**20**)

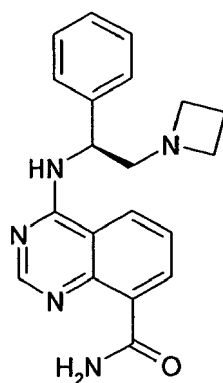
[0118]

IC₅₀ p70S6K [nM]: 1.7
 pS6 MDA-MB-468 [nM]: 68
 Akt1 IC₅₀ [nM]: 120
 Aurora B IC₅₀ [nM]: 300

[0119] Example **20** was prepared following the general synthesis of **A-E** starting with (S)-2-Amino-2-benzo[1,3]dioxol-5-yl-ethanol. LCMS [392.20 (M+1)]. ¹H NMR (DMSO-d₆, ppm) 1.92 (2H), 2.68 (1 H), 2.97 (1H), 3.13 (4H), 5.38 (1 H), 5.95 (2H), 6.84 (1 H), 6.90 (1 H), 7.06 (1 H), 7.66 (1H), 7.84 (1H), 8.54 (m, 4H), 10.35 (1H).

5

10

15 4-[(S)-2-Azetidin-1-yl-1-phenyl-ethylamino]-quinazoline-8-carboxylic acid amide (21)**[0120]**

20

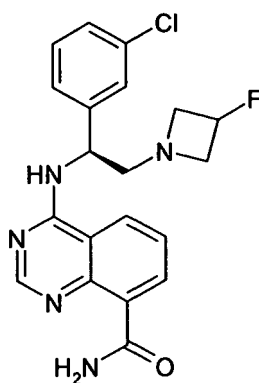
IC₅₀ p70S6K [nM]: 11
 pS6 MDA-MB-468 [nM]: 3100

[0121] Example **21** was prepared following the general synthesis of **A-E** starting with (S)-2-Amino-2-phenyl-ethanol. LCMS [348.20 (M+1)].

25

30

35

40 4-[(S)-2-(3-Fluoro-azetidin-1-yl)-1-(3-chlorophenyl)-ethylamino]-quinazoline-8-carboxylic acid amide (22)

40

[0122]

45

IC₅₀ p70S6K [nM]: 2.4
 pS6 MDA-MB-468 [nM]: 324
 Akt1 IC₅₀ [nM]: 72

[0123] Example **22** was prepared following the general synthesis of **A-E** starting with (S)-2-Amino-2-(3-chloro-phenyl)-ethanol and 3-F-azetidine. LCMS [399.9 (M+1)].

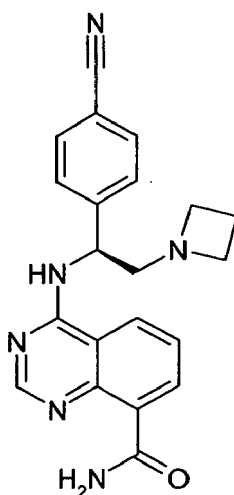
50

55

5

10

15



4-[(S)-2-Azetidin-1-yl-1-(4-cyano-phenyl)-ethylamino]quinazoline-8-carboxylic acid amide (**23**)

20 **[0124]**

IC₅₀ p70S6K [nM]: 1.3
 pS6 MDA-MB-468 [nM]: 29
 Akt1 IC₅₀ [nM]: 11
 Aurora B IC₅₀ [nM]: 150

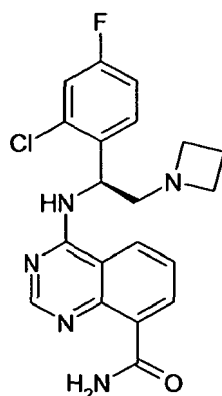
25

[0125] Example **23** was prepared following the general synthesis of **A-E** starting with 4-((S)-1-amino-2-hydroxy-ethyl)-benzonitrile. LCMS [373.20 (M+1)].

30

35

40



4-[(S)-2-Azetidin-1-yl-1-(2-chloro-4-fluoro-phenyl)-ethylamino]quinazoline-8-carboxylic acid amide (**24**)

45

[0126]

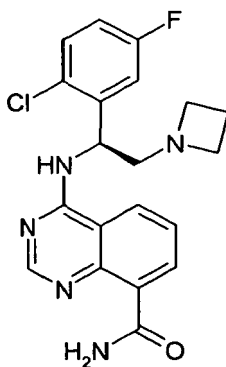
IC₅₀ p70S6K [nM]: 8.7
 pS6 MDA-MB-468 [nM]: 1030
 Akt1 IC₅₀ [nM]: 77
 Aurora B IC₅₀ [nM]: 107

50

[0127] Example **24** was prepared following the general synthesis of **A-E** starting with (S)-2-amino-2-(2-chloro-4-fluoro-phenyl)-ethanol. LCMS [400.10 (M+1)].

55

EP 2 643 313 B9

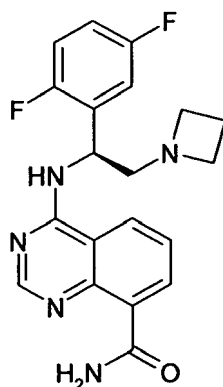


15 4-[(S)-2-Azetidin-1-yl-1-(2-chloro-5-fluoro-phenyl)-ethylamino]-quinazoline-8-carboxylic acid amide (25)

20 **[0128]**

IC₅₀ p70S6K [nM]: 3.1
pS6 MDA-MB-468 [nM]: 486.0
Akt1 IC₅₀ [M]: 370
Aurora B IC₅₀ [nM]: 259

25 **[0129]** Example **25** was prepared following the general synthesis of **A-E** starting with (S)-2-amino-2-(2-chloro-5-fluoro-phenyl)-ethanol. LCMS [400.10 (M+1)].



40 4-[(S)-2-Azetidin-1-yl-1-(2,5-di-fluoro-phenyl)-ethylamino]-quinazoline-8-carboxylic acid amide (26)

45 **[0130]**

IC₅₀ p70S6K [nM]: 5.3
pS6 MDA-MB-468 [nM]: 359
Akt1 IC₅₀ [nM]: 98
Aurora B IC₅₀ [nM]: 230

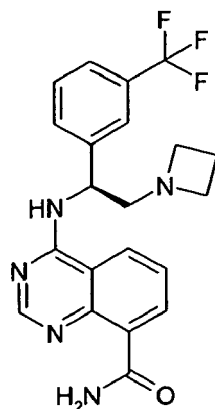
50 **[0131]** Example **26** was prepared following the general synthesis of **A-E** starting with (S)-2-amino-2-(2,5-di-fluoro-phenyl)-ethanol. LCMS [384.10 (M+1)].

55

5

10

15



4-[(S)-2-Azetidin-1-yl-1-(3-trifluoromethyl-phenyl)-ethylamino]-quinazoline-8-carboxylic acid amide (**27**)

[0132]

20

IC₅₀ p70S6K [nM]: 1.4
 pS6 MDA-MB-468 [nM]: 56.0
 Akt1 IC₅₀ [nM]: 5.6
 Aurora B IC₅₀ [nM]: 180

25

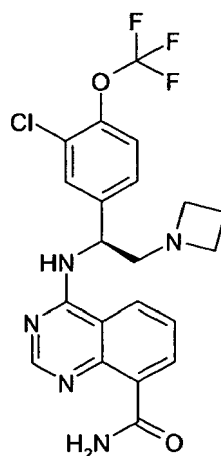
[0133] Example **27** was prepared following the general synthesis of **A-E** starting with (S)-2-amino-2-(3-trifluoro-phenyl)-ethanol. LCMS [416.10 (M+1)]. ¹H NMR (500 MHz, CD₃OD) δ 8.69 (dd, *J* = 7.5, 1.4, 1 H), 8.61 (s, 1 H), 8.48 (dd, *J* = 8.3, 1.4, 1 H), 7.84 (s, 1 H), 7.78 (d, *J* = 7.6, 1 H), 7.73 - 7.65 (m, 3H), 7.65 - 7.55 (m, 2H), 5.92 (s, 1 H), 3.90 (s, 4H), 3.52 (d, *J* = 37.9, 2H), 2.40 - 2.26 (m, 2H).

30

35

40

45



4-[(S)-2-Azetidin-1-yl-1-(3-chloro-4-trifluoromethoxy-phenyl)-ethylamino]-quinazoline-8-carboxylic acid amide (**28**)

[0134]

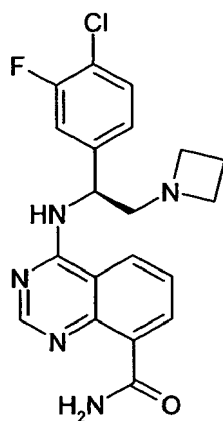
50

IC₅₀ p70S6K [nM]: 2.4
 pS6 MDA-MB-468 [nM]: 61.0
 Aurora B IC₅₀ [nM]: 690

55

[0135] Example **28** was prepared following the general synthesis of **A-E** starting with (S)-2-amino-2-(3-chloro-4-trifluoromethoxy-phenyl)-ethanol. LCMS [466.10 (M+1)].

EP 2 643 313 B9

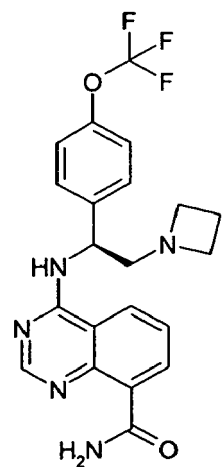


4-[(S)-2-Azetidin-1-yl-1-(4-chloro-3-fluoro-phenyl)-ethylamino]-quinazoline-8-carboxylic acid amide (**29**)

[0136]

20 IC₅₀ p70S6K [nM]: 1.6
pS6 MDA-MB-468 [nM]: 19.0
Akt1 IC₅₀ [nM]: 7.7
Aurora B IC₅₀ [nM]: 75

25 **[0137]** Example **29** was prepared following the general synthesis of **A-E** starting with (S)-2-amino-2-(3-chloro-4-fluoro-phenyl)-ethanol. LCMS [466.10 (M+1)].

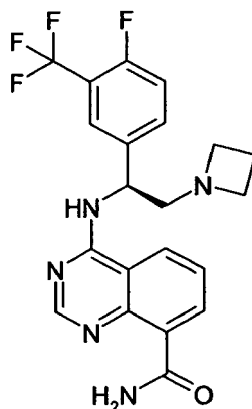


4-[(S)-2-Azetidin-1-yl-1-(4-trifluoromethoxy-phenyl)-ethylamino]-quinazoline-8-carboxylic acid amide (**30**)

[0138]

50 IC₅₀ p70S6K [nM]: 1.7
pS6 MDA-MB-468 [nM]: 199
Akt1 IC₅₀ [nM]: 187
Aurora B IC₅₀ [nM]: 370

55 **[0139]** Example **30** was prepared following the general synthesis of **A-E** starting with (S)-2-amino-2-(4-trifluoromethoxy-phenyl)-ethanol. LCMS [432.10 (M+1)].

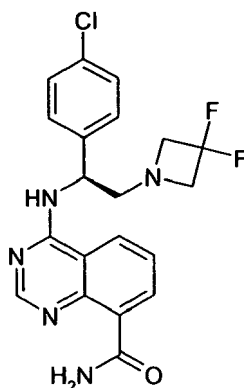


4-[(S)-2-Azetidin-1-yl-1-(4-fluoro-3-trifluoromethyl-phenyl)-ethylamino]-quinazoline-8-carboxylic acid amide (**31**)

[0140]

IC₅₀ p70S6K [nM]: 2.4
 pS6 MDA-MB-468 [nM]: 28
 Akt1 IC₅₀ [nM]: 7.3
 Aurora B IC₅₀ [nM]: 285

[0141] Example **31** was prepared following the general synthesis of **A-E** starting with (S)-2-amino-2-(4-fluoro-3-trifluoromethyl-phenyl)-ethanol. LCMS [434.20 (M+1)]. ¹H NMR (DMSO-d₆, ppm) 2.33 (2H), 3.78 (2H), 4.02 (3H), 4.42 (1H), 5.93 (1H), 7.54 (1 H), 7.56 (1 H), 7.72 (1H), 7.86 (1H), 8.57 (3H), 9.07 (1 H), 10.14 (2H).



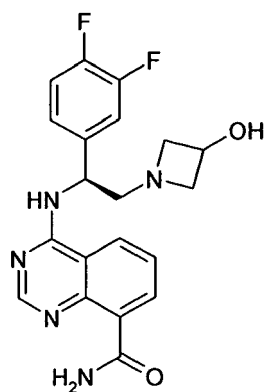
4-[(S)-1-(4-Chloro-phenyl)-2-(3,3-difluoro-azetidin-1-yl)-ethylamino]-quinazoline-8-carboxylic acid amide (**32**)

[0142]

IC₅₀ p70S6K [nM]: 42
 pS6 MDA-MB-468 [uM]: >10
 Aurora B IC₅₀ [nM]: 340

[0143] Example **32** was prepared following the general synthesis of **A-E** starting with (S)-2-amino-2-(4-chloro-phenyl)-ethanol and 3,3'-di-fluoro azetidene. LCMS [418.10 (M+1)]. ¹H NMR (DMSO-d₆, ppm) 3.10-3.50(6H), 5.50 (1H), 7.40 (2H), 7.7 (1H), 7.80 (1H), 8.75 (5H), 10.20 (1 H).

EP 2 643 313 B9

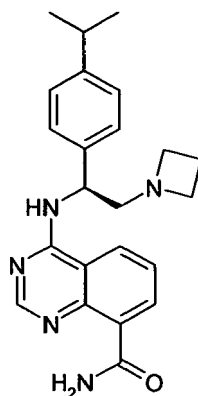


15 4-[(S)-1-(3,4-Difluoro-phenyl)-2-(3-hydroxy-azetidin-1-yl)-ethylamino]-quinazoline-8-carboxylic acid amide (33)

[0144]

20 IC_{50} p70S6K [nM]: 4.6
Aurora B IC_{50} [nM]: 210

25 **[0145]** Example 33 was prepared following the general synthesis of **A-E** starting with (S)-2-amino-2-(3,4-di-fluoro-phenyl)-ethanol and 3-hydroxy azetidine. LCMS [400.20 (M+1)]. 1H NMR (MeOH- d_4 , ppm) 2.90 (3H), 3.18 (1 H), 3.60 (2H), 4.30 (1 H), 5.50 (1H), 7.20 (2H), 7.35 (1H), 7.65 (1 H), 8.5 (2H), 8.65 (1 H).



40 4-[(S)-2-Azetidin-1-yl-1-(4-isopropylphenyl)-ethylamino]-quinazoline-8-carboxylic acid amide (34)

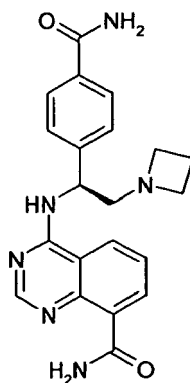
[0146]

45 IC_{50} p70S6K [nM]: 0.8
pS6 MDA-MB-468 [nM]: 63

50 **[0147]** Example 34 was prepared following the general synthesis of **A-E** starting with (S)-2-amino-2-(4-isopropyl-phenyl)-ethanol. LCMS [390.20 (M+1)]. 1H NMR (DMSO- d_6 , ppm) 1.16 (6H), 1.90 (2H), 2.69 (1H), 2.81 (1H), 2.86 (1H), 3.14 (4H), 5.42 (1H), 7.18 (2H), 7.35 (2H), 7.66 (1 H), 7.82 (1H), 8.52 (1 H), 8.56 (1 H), 8.67 (2H), 10.35 (1H).

55

5



10

15 4-[(S)-2-Azetidin-1-yl-1-(4-carbamoylphenyl)-ethylamino]-quinazoline-8-carboxylic acid amide (35)

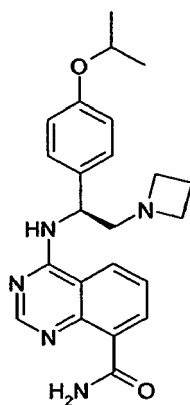
[0148]

20

IC₅₀ p70S6K [nM]: 8.6
pS6 MDA-MB-468 [nM]: 577

[0149] Example 35 was prepared following the general synthesis of **A-E** starting with (S)-2-amino-2-(4-carbamoylphenyl)-ethanol. LCMS [391.20 (M+1)].

25



30

35

40 4-[(S)-2-Azetidin-1-yl-1-(4-isopropoxyphenyl)-ethylamino]-quinazoline-8-carboxylic acid amide (36)

40

[0150]

45

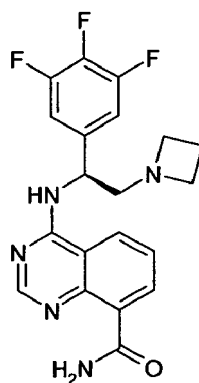
IC₅₀ p70S6K [nM]: 400
pS6 MDA-MB-468 [uM]: >10

[0151] Example 36 was prepared following the general synthesis of **A-E** starting with (S)-2-amino-2-(4-isopropoxyphenyl)-ethanol. LCMS [406.20 (M+1)].

50

55

5



10

15 4-[(S)-2-Azetidin-1-yl-1-(3,4,5-trifluorophenyl)-ethylamino]-quinazoline-8-carboxylic acid amide (37)

[0152]

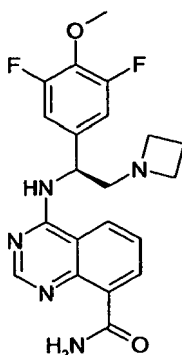
20

IC₅₀ p70S6K [nM]: 2.8
 pS6 MDA-MB-468 [nM]: 130
 Akt1 IC₅₀ [nM]: 25
 Aurora B IC₅₀ [nM]: 200

25

[0153] Example 37 was prepared following the general synthesis of **A-E** starting with (S)-2-amino-2-(3,4,5-trifluorophenyl)-ethanol. LCMS [402.20 (M+1)].

30



35

40 4-[(S)-2-Azetidin-1-yl-1-(3,5-difluoro-4-methoxyphenyl)-ethylamino]-quinazoline-8-carboxylic acid amide (38)

[0154]

45

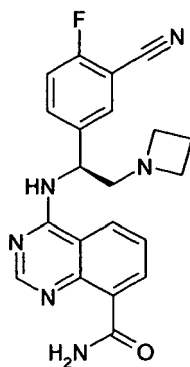
IC₅₀ p70S6K [nM]: 1.8
 pS6 MDA-MB-468 [nM]: 113
 Akt1 IC₅₀ [nM]: 140
 Aurora B IC₅₀ [nM]: 280

50

[0155] Example 38 was prepared following the general synthesis of **A-E** starting with (S)-2-amino-2-(3,5-difluoro-4-methoxyphenyl)-ethanol. LCMS [414.20 (M+1)].

55

5



10

15 4-[(S)-2-Azetidin-1-yl-1-(3-cyano-4-fluorophenyl)-ethylamino]-quinazoline-8-carboxylic acid amide (39)

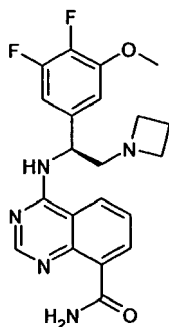
[0156]

IC₅₀ p70S6K [nM]: 3.3
 pS6 MDA-MB-468 [nM]: 246
 Akt1 IC₅₀ [nM]: 83
 Aurora B IC₅₀ [nM]: 650

20

25 [0157] Example 39 was prepared following the general synthesis of A-E starting with (S)-2-amino-2-(3-cyano-4-fluorophenyl)-ethanol. LCMS [391.20 (M+1)].

25



30

35

40 4-[(S)-2-Azetidin-1-yl-1-(3,4-difluoro-5-methoxyphenyl)-ethylamino]-quinazoline-8-carboxylic acid amide (40)

[0158]

IC₅₀ p70S6K [nM]: 130
 pS6 MDA-MB-468 [uM]: >10
 Akt1 IC₅₀ [uM]: >1
 Aurora B IC₅₀ [uM]: >1

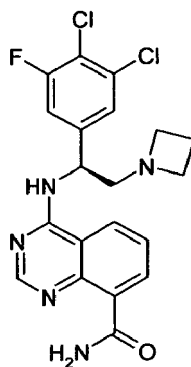
45

50 [0159] Example 40 was prepared following the general synthesis of A-E starting with (S)-2-amino-2-(3,4-difluoro-5-methoxyphenyl)-ethanol. LCMS [414.25 (M+1)].

50

55

5



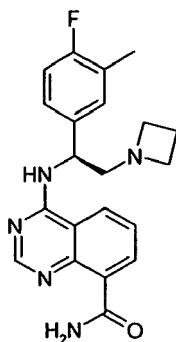
10

4-[(S)-2-Azetidin-1-yl-1-(3-fluoro-4,5-dichlorophenyl)-ethylamino]-quinazoline-8-carboxylic acid amide (**41**)

15

[0160] Example **41** was prepared following the general synthesis of **A-E** starting with (S)-2-amino-2-(3-fluoro-4,5-dichlorophenyl)-ethanol. LCMS [434.20 (M+1)].

20



25

30

4-[(S)-2-Azetidin-1-yl-1-(4-fluoro-3-methylphenyl)-ethylamino]-quinazoline-8-carboxylic acid amide (**42**)

35

[0161]

IC₅₀ p70S6K [nM]: 1.6
 pS6 MDA-MB-468 [nM]: 32
 Akt1 IC₅₀ [nM]: 23
 Aurora B IC₅₀ [nM]: 120

40

[0162] Example **42** was prepared following the general synthesis of **A-E** starting with (S)-2-amino-2-(4-fluoro-3-methylphenyl)ethanol. LCMS [380.2 (M+1)]. ¹H NMR (400 MHz, DMSO) δ 10.33 (d, *J* = 3.8 Hz, 1 H), 8.65 (dd, *J* = 11.3, 4.4 Hz, 2H), 8.59 (dd, *J* = 7.5, 1.3 Hz, 1 H), 8.53 (s, 1 H), 7.80 (d, *J* = 3.9 Hz, 1 H), 7.67 (t, *J* = 7.9 Hz, 1 H), 7.42 - 7.24 (m, 2H), 7.13 - 7.00 (m, 1 H), 5.42 (dd, *J* = 13.8, 8.8 Hz, 1 H), 3.15 (t, *J* = 6.9 Hz, 4H), 2.99 (dd, *J* = 11.8, 9.3 Hz, 1 H), 2.71 (dd, *J* = 11.9, 5.4 Hz, 1 H), 2.22 (d, *J* = 1.2 Hz, 3H), 1.92 (p, *J* = 6.9 Hz, 2H).

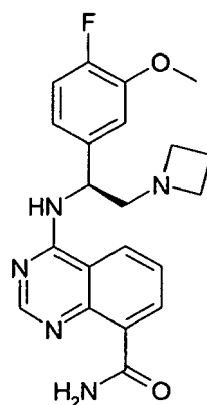
45

50

55

5

10



15 4-[(S)-2-Azetidin-1-yl-1-(4-fluoro-3-methoxy-phenyl)-ethylamino]-quinazoline-8-carboxylic acid amide (43)

[0163]

20

IC₅₀ p70S6K [nM]: 4
 pS6 MDA-MB-468 [nM]: 484
 Akt1 IC₅₀ [nM]: 21
 Aurora B IC₅₀ [nM]: 69

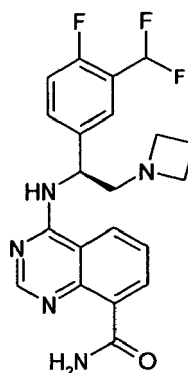
25

[0164] Example 43 was prepared following the general synthesis of **A-E** starting with (S)-2-amino-2-(4-fluoro-3-methoxyphenyl)ethanol. LCMS [396.2 (M+1)]. ¹H NMR (400 MHz, DMSO) δ 10.32 (d, *J* = 2.9 Hz, 1H), 8.70 - 8.50 (m, 4H), 7.78 (s, 1H), 7.67 (t, *J* = 7.8 Hz, 1H), 7.30 (d, *J* = 8.3 Hz, 1H), 7.12 (dd, *J* = 11.3, 8.4 Hz, 1 H), 7.01 (d, *J* = 4.2 Hz, 1H), 5.45 (dd, *J* = 13.9, 8.5 Hz, 1 H), 3.84 (s, 3H), 3.15 (t, *J* = 6.9 Hz, 4H), 3.05 - 2.93 (m, 1 H), 2.72 (dd, *J* = 11.9, 5.2 Hz, 1 H), 1.91 (p, *J* = 6.9 Hz, 2H).

30

35

40



45 4-[(S)-2-Azetidin-1-yl-1-(3-difluoromethyl-4-fluoro-phenyl)-ethylamino]-quinazoline-8-carboxylic acid amide (44)

[0165]

50

IC₅₀ p70S6K [nM]: 1.7
 pS6 MDA-MB-468 [nM]: 41
 Akt1 IC₅₀ [nM]: 7.3
 Aurora B IC₅₀ [nM]: 75

55

[0166] Example 44 was prepared following the general synthesis of **A-E** starting with (S)-2-amino-2-(3-(difluoromethyl)-4-fluorophenyl)ethanol. LCMS [416.2 (M+1)]. ¹H NMR (400 MHz, DMSO) δ 10.28 (d, *J* = 3.3 Hz, 1 H), 8.74 (d, *J* = 7.7 Hz, 1 H), 8.70 - 8.49 (m, 2H), 7.89 - 7.64 (m, 3H), 7.34 (dd, *J* = 11.1, 7.7 Hz, 1 H), 7.20 (s, 1 H), 7.06 (s, 1 H), 5.52 (s, 1H), 3.60 - 2.72 (m, 9H), 1.97 (s, 2H).

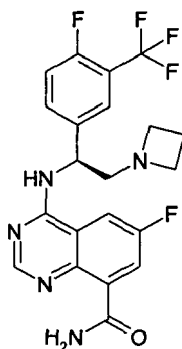
Reference Example 45:

[0167]

5

10

15



4-[(S)-2-Azetidin-1-yl-1-(4-fluoro-3-trifluoromethyl-phenyl)-ethylamino]-6-fluoro-quinazoline-8-carboxylic acid amide
(45)

20

[0168]IC₅₀ p70S6K [nM]: 1.5

pS6 MDA-MB-468 [nM]: 33

Akt1 IC₅₀ [nM]: 5.9Aurora B IC₅₀ [nM]: 290

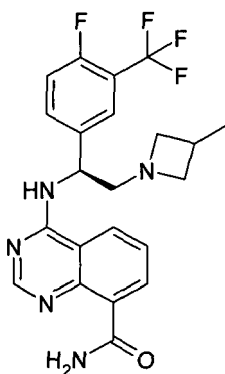
25

[0169] Reference Example 45 was prepared following the general synthesis of **A-E** starting with (S)-2-amino-2-(4-fluoro-3-(trifluoromethyl)phenyl)ethanol and using the 6-fluoro derivative of D. LCMS [452.2 (M+1)]. ¹H NMR (400 MHz, DMSO) δ 10.24 (d, J = 3.3 Hz, 1 H), 8.67 (d, J = 7.5 Hz, 1 H), 8.58 - 8.48 (m, 2H), 8.33 (dd, J = 9.6, 2.9 Hz, 1 H), 8.00 (d, J = 3.3 Hz, 1 H), 7.88 (d, J = 6.7 Hz, 1 H), 7.85 - 7.79 (m, 1 H), 7.56 - 7.37 (m, 1 H), 5.46 (d, J = 6.8 Hz, 1 H), 3.17 (dd, J = 14.9, 7.1 Hz, 4H), 3.06 - 2.90 (m, 1 H), 2.79 (dd, J = 11.7, 5.9 Hz, 1 H), 1.92 (p, J = 6.9 Hz, 2H).

35

40

45



4-[(S)-1-(4-Fluoro-3-trifluoromethyl-phenyl)-2-(3-methyl-azetidin-1-yl)-ethylamino]-quinazoline-8-carboxylic acid amide
(46)

50

[0170]IC₅₀ p70S6K [nM]: 4.9

pS6 MDA-MB-468 [nM]: 427

Akt1 IC₅₀ [nM]: 7.5Aurora B IC₅₀ [nM]: 390

55

[0171] Example 46 was prepared following the general synthesis of **A-E** starting with (S)-2-amino-2-(4-fluoro-3-(trifluoromethyl)phenyl)ethanol and using 3-methylazetidine. LCMS [448.2 (M+1)]. ¹H NMR (400 MHz, DMSO) δ 10.26 (s,

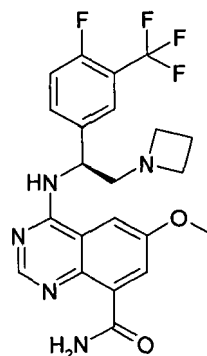
EP 2 643 313 B9

1H), 8.73 (d, $J = 7.7$ Hz, 1H), 8.61 (dd, $J = 15.9, 7.8$ Hz, 2H), 8.54 (s, 1 H), 7.94 - 7.86 (m, 1 H), 7.86 - 7.75 (m, 2H), 7.69 (t, $J = 7.8$ Hz, 1 H), 7.51 - 7.40 (m, 1 H), 5.49 (dd, $J = 14.1, 8.0$ Hz, 1 H), 3.48 - 3.35 (m, 2H), 3.07 - 2.94 (m, 1 H), 2.87 - 2.70 (m, 2H), 2.39 (tt, $J = 16.8, 8.5$ Hz, 1 H), 1.05 (d, $J = 6.7$ Hz, 3H).

5 Reference Example 47:

[0172]

10



15

20

4-[(S)-2-Azetidin-1-yl-1-(4-fluoro-3-trifluoromethyl-phenyl)-ethylamino]-6-methoxy-quinazoline-8-carboxylic acid amide (47)

25 [0173]

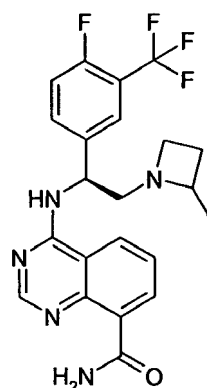
IC₅₀ p70S6K [nM]: 2,2
 pS6 MDA-MB-468 [nM]: 27
 Akt1 IC₅₀ [nM]: 1.5
 Aurora B IC₅₀ [nM]: 200

30

[0174] Reference Example 47 was prepared following the general synthesis of **A-E** starting with (S)-2-amino-2-(4-fluoro-3-(trifluoromethyl)phenyl)ethanol and using the 6-methoxy derivative of **D**. LCMS [464.2 (M+1)]. ¹H NMR (400 MHz, DMSO) δ 10.34 (d, $J = 3.8$ Hz, 1 H), 8.56 (d, $J = 7.8$ Hz, 1 H), 8.44 (s, 1 H), 8.18 (d, $J = 2.9$ Hz, 1 H), 8.03 (d, $J = 2.9$ Hz, 1 H), 7.94 - 7.77 (m, 3H), 7.54 - 7.41 (m, 1 H), 5.51 (dd, $J = 14.4, 8.0$ Hz, 1 H), 3.98 (s, 3H), 3.20 (dq, $J = 17.2, 6.8$ Hz, 5H), 3.02 (dd, $J = 11.9, 8.8$ Hz, 1 H), 2.84 (dd, $J = 11.9, 6.1$ Hz, 1 H), 1.94 (p, $J = 6.9$ Hz, 2H).

35

40



45

50

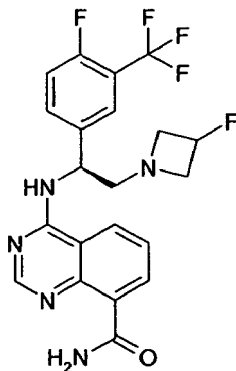
4-[(S)-1-(4-Fluoro-3-trifluoromethyl-phenyl)-2-(2-methyl-azetidin-1-yl)-ethylamino]-quinazoline-8-carboxylic acid amide (48)

55 [0175]

IC₅₀ p70S6K [nM]: 3
 pS6 MDA-MB-468 [nM]: 391

Akt1 IC₅₀ [nM]: 11Aurora B IC₅₀ [nM]: 120

[0176] Example **48** was prepared following the general synthesis of **A-E** starting with (S)-2-amino-2-(4-fluoro-3-(trifluoromethyl)phenyl)ethanol and using 2-methylazetididine. LCMS [448.2 (M+1)]. ¹H NMR (400 MHz, DMSO) δ 10.26 (s, 1H), 8.72 (dd, *J* = 29.4, 7.8 Hz, 1H), 8.60 (ddd, *J* = 8.7, 7.9, 1.7 Hz, 2H), 8.55 (s, 1H), 7.93 (t, *J* = 5.7 Hz, 1H), 7.89-7.75 (m, 2H), 7.74 - 7.65 (m, 1H), 7.53 - 7.40 (m, 1H), 5.52 (d, *J* = 5.2 Hz, 1H), 3.25-3.06 (m, 2H), 3.03 - 2.61 (m, 3H), 2.08 - 1.91 (m, 1H), 1.62 (dd, *J* = 15.8, 8.6 Hz, 1H), 1.07 (dd, *J* = 47.8, 6.0 Hz, 3H).



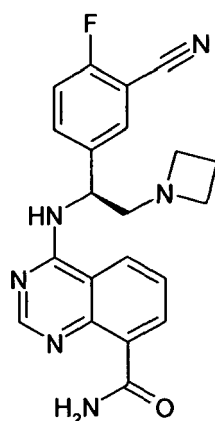
4-[(S)-2-(3-Fluoro-azetidino-1-yl)-1-(4-fluoro-3-trifluoromethyl-phenyl)-ethylamino]-quinazoline-8-carboxylic acid amide (49)

[0177]IC₅₀ p70S6K [nM]: 5

pS6 MDA-MB-468 [nM]: 116

Akt1 IC₅₀ [nM]: 16Aurora B IC₅₀ [nM]: 540

[0178] Example **49** was prepared following the general synthesis of **A-E** starting with (S)-2-amino-2-(4-fluoro-3-(trifluoromethyl)phenyl)ethanol and using 3-fluoroazetididine. LCMS [452.2 (M+1)]. ¹H NMR (400 MHz, DMSO) δ 10.26 (d, *J* = 3.5 Hz, 1H), 8.76 (d, *J* = 7.8 Hz, 1H), 8.68 - 8.50 (m, 3H), 7.97 - 7.89 (m, 1H), 7.86 (dd, *J* = 8.2, 5.2 Hz, 1H), 7.80 (d, *J* = 3.3 Hz, 1H), 7.69 (t, *J* = 7.9 Hz, 1H), 7.55 - 7.41 (m, 1H), 5.54 (dd, *J* = 14.0, 8.5 Hz, 1H), 5.24 - 4.99 (m, 1H), 3.58 (ddd, *J* = 24.2, 15.2, 6.9 Hz, 2H), 3.25 (dd, *J* = 8.6, 4.4 Hz, 1H), 3.23 - 3.16 (m, 1H), 3.11 (dd, *J* = 11.9, 9.2 Hz, 1H), 2.90 (dd, *J* = 11.9, 5.7 Hz, 1H).



4-[(S)-2-Azetidin-1-yl-1-(3-cyano-4-fluoro-phenyl)-ethylamino]-quinazoline-8-carboxylic acid amide (50)

[0179]

EP 2 643 313 B9

IC₅₀ p70S6K [nM]: 3.3
 pS6 MDA-MB-468 [nM]: 246
 Akt1 IC₅₀ [nM]: 83
 Aurora B IC₅₀ [nM]: 650

5

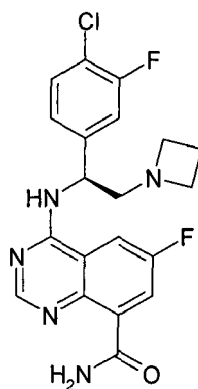
[0180] Example 50 was prepared following the general synthesis of **A-E** starting with (S)-5-(1-amino-2-hydroxyethyl)-2-fluorobenzonitrile. LCMS [391.2 (M+1)]. ¹H NMR (400 MHz, DMSO) δ 10.27 (d, *J* = 3.7 Hz, 1H), 8.67 (d, *J* = 7.8 Hz, 1H), 8.64 - 8.57 (m, 2H), 8.53 (d, *J* = 10.3 Hz, 1H), 8.02 (dd, *J* = 6.2, 2.2 Hz, 1H), 7.90 - 7.83 (m, 1H), 7.80 (d, *J* = 3.7 Hz, 1H), 7.69 (t, *J* = 7.9 Hz, 1H), 7.48 (td, *J* = 9.0, 2.9 Hz, 1H), 5.51 - 5.35 (m, 1H), 3.25 - 3.08 (m, 4H), 2.95 (dt, *J* = 16.3, 8.1 Hz, 1H), 2.78 (dd, *J* = 11.9, 6.2 Hz, 1H), 1.92 (p, *J* = 7.0 Hz, 2H).

10

Reference Example 51

[0181]

15



20

25

30 4-[(S)-2-Azetidin-1-yl-1-(4-chloro-3-fluoro-phenyl)-ethylamino]-6-fluoro-quinazoline-8-carboxylic acid amide (51)

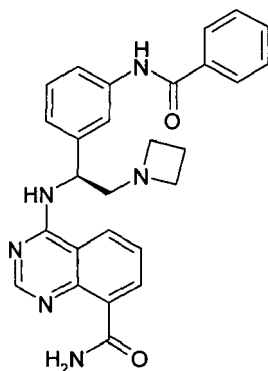
[0182]

IC₅₀ p70S6K [nM]: 1
 pS6 MDA-MB-468 [nM]: 64
 Aurora B IC₅₀ [nM]: 54

35

[0183] Reference Example 51 was prepared following the general synthesis of **A-E** starting with (S)-2-amino-2-(4-chloro-3-fluorophenyl)ethanol and using the 6-fluoro derivative of compound D. LCMS [418.2 (M+1)]. ¹H NMR (500 MHz, CD₃OD) δ 8.55 (s, 1H), 8.43 (dd, *J* = 9.4, 2.8 Hz, 1H), 8.28 (dd, *J* = 8.6, 2.8 Hz, 1H), 7.45 (t, *J* = 7.9 Hz, 1H), 7.37 (dd, *J* = 10.2, 1.9 Hz, 1H), 7.28 (d, *J* = 8.4 Hz, 1H), 5.63 (dd, *J* = 9.4, 4.4 Hz, 2H), 3.55 (s, 4H), 3.13 (s, 1H), 2.28 - 2.09 (m, 2H).

40



45

50

55

4-[(S)-2-Azetidin-1-yl-1-(4-benzoylamino-phenyl)-ethylamino]-quinazoline-8-carboxylic acid amide (52)

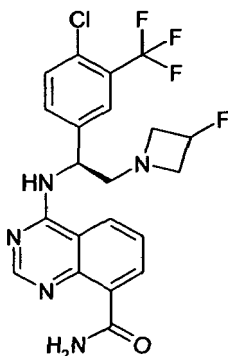
[0184]

EP 2 643 313 B9

IC₅₀ p70S6K [nM]: 440

Aurora B IC₅₀ [uM]: >10

[0185] Example **52** was prepared following the general synthesis of **A-E** starting with (S)-N-(4-(1-amino-2-hydroxyethyl)phenyl)benzamide. LCMS [467.2 (M+1)]. ¹H NMR (500 MHz, cd₃od) δ 8.68 (d, *J* = 7.5 Hz, 1 H), 8.62 (s, 1 H), 8.50 (d, *J* = 8.3 Hz, 1 H), 7.91 (d, *J* = 7.8 Hz, 2H), 7.73 (d, *J* = 8.5 Hz, 2H), 7.66 (t, *J* = 7.9 Hz, 1H), 7.63 - 7.45 (m, 5H), 5.86 (s, 1H), 3.91 (s, 5H), 3.55 (d, *J* = 48.2 Hz, 3H), 2.35 (s, 3H).



4-[(S)-2-(3-Fluoro-azetidin-1-yl)-1-(4-chloro-3-trifluoromethyl-phenyl)-ethylamino]-quinazoline-8-carboxylic acid amide (**53**)

[0186] Example **53** was prepared following the general synthesis of **A-E** starting with (S)-2-amino-2-(4-chloro-3-(trifluoromethyl)phenyl)ethanol and using 3-fluoroazetidine. LCMS [468.2 (M+1)].

Biological Activity

p70S6K Enzyme Assay

[0187] p70S6K inhibitor compounds were diluted and plated in 96 well plates. A reaction mixture including the following components were then added to the compound plate to initiate the enzyme reaction; P70S6K (3 nM, T412E mutant, Millipore) was mixed with 24 μM ATP in an assay buffer containing 100 mM Hepes (pH 7.5), 5 mM MgCl₂, 1mM DTT, 0.015% Brij and 1 μM of the substrate peptide FITC-AHA-AKRRRLSSLRA-OH (derived from the S6 ribosomal protein sequence, FITC = fluorescein isothiocyanate, AHA = 6-aminohexanoic acid). The reaction was incubated for 90 min at 25° C, before the addition of 10 mM EDTA to stop the reaction. The proportion of substrate and product (phosphorylated) peptide was analysed on a Caliper Life Sciences Lab Chip 3000, using a pressure of - 1.4 psi, and upstream and downstream voltages of - 3000 and - 700 respectively. Product peaks were resolved before substrate peaks on the resulting chromatograms.

To assess the inhibitory potential of the compounds, IC₅₀-values were determined, as shown in Chemical Synthesis section above.

Cellular Activity Assay

[0188] MDA-MB-468 cells were grown in DMEM containing glutamine supplemented with 10% Fetal Bovine Serum (FBS) and 1X antibiotics. Cells were maintained by splitting 1:3 twice a week.

[0189] For the assay, cells were plated the evening before at a density of 4000 cells per well in black polyD lysine coated 384 well plates. Cells were incubated overnight (16 to 20 hours) in growth media. Compounds at an appropriate concentration were added to the wells and incubated for 2 hr. Controls included: i) no primary, ii) rabbit isotype, iii) propidium iodide (red) only and iv) anti-phospho-S6 antibody alone (green only). Cells were then fixed in 4% paraformaldehyde for 15 - 20 minutes at room temperature, then washed 3 x 80 ul with PBS.

[0190] 50 ul 10% normal goat serum (NGS) with 0.2% triton X 100 in PBS were added and incubated for 30 to 60 minutes at room temperature. Anti-phospho-S6 antibody was diluted 1:800 2% with NGS in 0.2% TritonX-100 and 30 ul added to appropriate wells. The wells were incubated overnight at 4 degrees Celsius.

[0191] Then the wells were washed with 3 x 80 uL PBS. The secondary green fluorescence labeled antibody (Alexa Fluor® 488 F(ab')₂ fragment goat Anti-rabbit IgG (H+L)), was diluted 1:1500 in 2% NGS with 0.2% TritonX-100, and 30 ul were added to the appropriate wells which were then incubated in the dark at room temperature for 60 minutes. Then

EP 2 643 313 B9

they were washed with 4 x 80 ul PBS. Propidium iodide (1.5 mM stock) was diluted 1:1000 in PBS, and 50 ul were added to the appropriate wells and incubated for 30 minutes at room temperature in the dark. Propidium iodide was not washed out. Plates were read on the Acumen Explorer.

5 [0192] Red and green cell populations were determined using controls. The number of green cells (pS6) and total number of cells (red) were then counted and the percentage of green cells was calculated. Percent positive cell data was plotted on a log scale against concentration of compounds and IC50 values were calculated from dose response curves.

10 Aurora B Kinase Assay

[0193] To measure inhibitor activity of Aurora B inhibitors in the Caliper Life Sciences LC3000, a TTP Mosquito liquid handling instrument was used to place 0.25 ul of the appropriate concentration of inhibitor in 100% DMSO (for a dose response curve calculation) into each well of a 384-well plate. To this reaction components was added to a final volume of 25 ul:

15 0.1 ng/ul GST-Aurora B (1-344 amino acids), (Carna Biosciences 05-102. N-terminal GST fusion with His tagged INCEP, accession number Q96GD4).

10 uM ATP (Fluka, 02055)

1 mM DTT (Sigma, D0632)

20 1 mM MgCl₂ (Sigma, M1028)

1 uM substrate peptide (sequence FITC-LRRASLG-(CONH₂), synthesized by Tufts Peptide Synthesis service.

100 mM HEPES pH 7.5 (Calbiochem, 391338)

25 0.015% Brij-35 (Sigma, B4184)

[0194] The reaction was incubated for 90 min at 25 C, and then stopped by the addition of 70 ul of Stop buffer (100 mM HEPES pH 7.5, 0.015% Brij-35, 10 mM EDTA (Sigma, E7889)).

30 [0195] The plate was read on a Caliper LC 3000 in an Off-Chip mobility shift assay format, using the following parameters for a 12-sipper chip: screening pressure -1.8 psi, upstream voltage -2700, downstream voltage -1000. These conditions caused unphosphorylated substrate and phosphorylated product peptide to resolve as separate peaks allowing direct measurement of percentage of conversion of substrate to product. The percent conversion was plotted against concentration of inhibitor to produce a sigmoidal dose response curve, from which an IC50 was calculated using XLFit for Microsoft Excel.

35 AKT/PKB Kinase Assay

[0196] In order to measure AKT inhibition in the Caliper Life Sciences LC3000, a TTP Mosquito liquid handling instrument was used to place 125 nl of the appropriate concentration of inhibitor in 100 % DMSO (for a dose response curve calculation) into each well of a 384-well plate. To this reaction components were added to a final volume of 12.5 ul:

40 0.1 ng/ul His-AKT (Full Length), (Invitrogen, Part # P2999, Lot # 641228C) 160 uM ATP (Fluka, 02055)

1 mM DTT (Sigma, D0632)

1 mM MgCl₂ (Sigma, M1028)

45 1 uM substrate peptide (sequence FITC-AHA-GRPRTSSFAEG-NH₂), synthesized by Tufts Peptide Synthesis service.

100 mM HEPES pH 7.5 (Calbiochem, 391338)

0.015 % Brij-35 (Sigma, B4184)

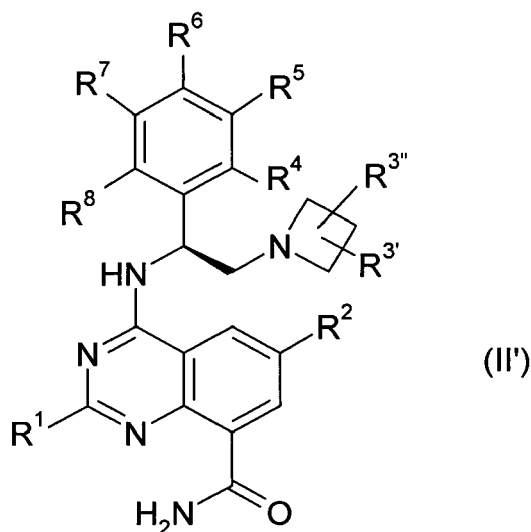
50 [0197] The reaction was incubated for 90 min at 25 C, and then stopped by the addition of 70 ul of Stop buffer (100 mM HEPES pH 7.5, 0.015 % Brij-35, 10 mM EDTA (Sigma, E7889)).

[0198] The plate was read on a Caliper LC 3000 in an Off-Chip mobility shift assay format, using the following parameters for a 12-sipper chip: screening pressure -2.3 psi, upstream voltage -500, and downstream voltage -3000.

55 [0199] These conditions cause unphosphorylated substrate and phosphorylated product peptide to resolve as separate peaks allowing direct measurement of percentage of conversion of substrate to product. The percent conversion was plotted against concentration of inhibitor to produce a sigmoidal dose response curve, from which an IC50 was calculated.

Claims

1. A compound of Formula (II')



25 and/or its stereoisomers or tautomers, or pharmaceutically acceptable salts of each of the foregoing, including mixtures thereof in all ratios, wherein:

R¹, R² are H,

R³, R^{3''} independently are H, LA or Hal,

R⁴, R⁵, R⁶, R⁷, R⁸, independently are H, Hal, LA, OH, SH, O(LA), NH₂, NH(LA), N(LA)₂, NO₂, CN, OCN, SCN, COOH, COO(LA), CONH₂, CONH(LA), CON(LA)₂, NHCO(LA), NHCONH(LA), NHCONH₂, NHSO₂(LA), CO(LA), SO₂NH₂, SO₂(LA) or SO₂Hal,

R⁵, R⁶ together with the phenyl group they are attached to, may form a 9 or 10 membered bicyclic ring system, in which 1 or 2 of the non-phenyl carbon atoms may be independently replaced by NH, O or S, in which the cycle formed by R⁵ and R⁶ may be unsubstituted or mono- or disubstituted by Hal or LA,

35 One of R⁵, R⁶, R⁷ may be Ar₁, O(Ar₁), NH(Ar₁), CONH(Ar₁), NHCO(Ar₁), NHCONH(Ar₁), NHSO₂(Ar₁), CO(Ar₁) or SO₂(Ar₁),

while the other two of R⁵, R⁶, R⁷ are not Ar₁, O(Ar₁), NH(Ar₁), CONH(Ar₁), NHCO(Ar₁), NHCONH(Ar₁), NHSO₂(Ar₁), CO(Ar₁) or SO₂(Ar₁),

40 Ar₁ is a monocyclic aromatic homo- or heterocycle having 0, 1, 2 or 3 N, O and/or S atoms and 5 or 6 skeleton atoms, which may be unsubstituted or, independently of one another, mono-, di- or trisubstituted by Hal, LA, OH, SH, O(LA), NH₂, NH(LA), N(LA)₂, NO₂, CN, OCN, SCN, COOH, COO(LA), CONH₂, CONH(LA), CON(LA)₂, NHCO(LA), CHO, CO(LA), SO₂NH₂, SO₂(LA) and/or SO₂Hal,

LA is unbranched or branched, linear alkyl having 1, 2, 3 or 4 C atoms, wherein 1, 2 or 3 H atoms may be replaced by Hal, and

45 Hal is F, Cl or Br.

2. The compound according to Claim 1, which conforms to Formula (II'), or its stereoisomers or tautomers, or pharmaceutically acceptable salts of each of the foregoing, including mixtures thereof in all ratios, in which the residues not designated in greater detail have the meaning indicated for Formula (II'), but in which
- 50 in Subformula 1

R⁴, R⁵, R⁶, R⁷, R⁸ independently are H, F, Cl, Br, OH, LA, O(LA), CN, C(Hal)₃, OC(Hal)₃,

in Subformula 2

55 R³, R^{3''} independently are H or F,

in Subformula 3

R⁴, R⁸ independently are H, F or Cl,

in Subformula 4

R⁵, R⁷ independently are H, F, Cl, Br, CN, methoxy or CF₃,

in Subformula 5

R⁵, R⁶ together with the phenyl group they are attached to, form benzo-1,2-dioxolyl, of which the carbon atom bridging the two oxygen atoms may be unsubstituted, or mono- or disubstituted by F or methyl,

in Subformula 6

R⁶ is H, F, Cl or CF₃,

in Subformula 7

R⁵, R⁶ independently are H, F, Cl, Br, methyl, CHF₂ or CF₃,

in Subformula 8

R¹, R², R³, R^{3''}, R⁴, R⁷, R⁸ are H,

in Subformula 9

R¹, R², R³, R^{3''}, R⁴, R⁷, R⁸ are H,
R⁵, R⁶ are independently H, F, Cl, Br, methyl, CHF₂ or CF₃,

in Subformula 10

R¹, R², R³, R^{3''}, R⁴, R⁸ are H,
R⁵ is Br, methyl, CHF₂ or CF₃,
R⁶ is F, Cl or CF₃,
R⁷ is H or F,

in Subformula 11

R¹, R², R⁴, R⁸ are H,
R³ is F, or methyl,
R^{3''} is H,
R⁵ is Br, methyl, CHF₂ or CF₃,
R⁶ is F, Cl or CF₃,
R⁷ is H or F,

3. The compound according to Claim 1, wherein the compound is selected from the group consisting of:

4-[(S)-2-Azetidin-1-yl-1-(3-fluorophenyl)-ethylamino]-quinazoline-8-carboxylic acid amide;
4-[(S)-2-Azetidin-1-yl-1-(3-chlorophenyl)-ethylamino]-quinazoline-8-carboxylic acid amide;
4-[(S)-2-Azetidin-1-yl-1-(4-fluorophenyl)-ethylamino]-quinazoline-8-carboxylic acid amide;
4-[(S)-2-Azetidin-1-yl-1-(3,4-difluorophenyl)-ethylamino]-quinazoline-8-carboxylic acid amide;
4-[(S)-2-Azetidin-1-yl-1-(4-chloro-3-trifluoromethylphenyl)-ethylamino]-quinazoline-8-carboxylic acid amide;
4-[(S)-2-Azetidin-1-yl-1-(3-fluoro-5-trifluoromethylphenyl)-ethylamino]-quinazoline-8-carboxylic acid amide;
4-[(S)-2-Azetidin-1-yl-1-(3-chloro-4-fluorophenyl)-ethylamino]-quinazoline-8-carboxylic acid amide;
4-[(S)-2-Azetidin-1-yl-1-(4-bromophenyl)-ethylamino]-quinazoline-8-carboxylic acid amide;
4-[(S)-2-Azetidin-1-yl-1-(4-trifluoromethylphenyl)-ethylamino]-quinazoline-8-carboxylic acid amide;
4-[(S)-2-Azetidin-1-yl-1-(4-chlorophenyl)-ethylamino]-quinazoline-8-carboxylic acid amide;
4-[(S)-2-Azetidin-1-yl-1-(3-cyanophenyl)-ethylamino]-quinazoline-8-carboxylic acid amide;
4-[(S)-2-Azetidin-1-yl-1-(3-methoxyphenyl)-ethylamino]-quinazoline-8-carboxylic acid amide;

4-[(S)-2-Azetidin-1-yl-1-(3-bromophenyl)-ethylamino]-quinazoline-8-carboxylic acid amide;
 4-[(S)-2-Azetidin-1-yl-1-(2-fluoro-4-chlorophenyl)-ethylamino]-quinazoline-8-carboxylic acid amide;
 4-[(S)-2-Azetidin-1-yl-1-(2,4-difluorophenyl)-ethylamino]-quinazoline-8-carboxylic acid amide;
 4-[(S)-2-Azetidin-1-yl-1-(2,6-difluorophenyl)-ethylamino]-quinazoline-8-carboxylic acid amide;
 5 4-[(S)-2-Azetidin-1-yl-1-(3-chloro-4-trifluoromethylphenyl)-ethylamino]-quinazoline-8-carboxylic acid amide;
 4-[(S)-2-Azetidin-1-yl-1-(2,4,5-trifluorophenyl)-ethylamino]-quinazoline-8-carboxylic acid amide;
 4-[(S)-2-Azetidin-1-yl-1-(2,3,4-trifluorophenyl)-ethylamino]-quinazoline-8-carboxylic acid amide;
 4-[(S)-2-Azetidin-1-yl-1-(1-benzo[1,3]dioxol)-ethylamino]-quinazoline-8-carboxylic acid amide;
 4-[(S)-2-Azetidin-1-yl-1-phenyl-ethylamino]-quinazoline-8-carboxylic acid amide;
 10 4-[(S)-2-(3-Fluoro-azetid-1-yl)-1-(3-chlorophenyl)-ethylamino]-quinazoline-8-carboxylic acid amide;
 4-[(S)-2-Azetidin-1-yl-1-(4-cyano-phenyl)-ethylamino]-quinazoline-8-carboxylic acid amide;
 4-[(S)-2-Azetidin-1-yl-1-(2-chloro-4-fluoro-phenyl)-ethylamino]-quinazoline-8-carboxylic acid amide;
 4-[(S)-2-Azetidin-1-yl-1-(2-chloro-5-fluoro-phenyl)-ethylamino]-quinazoline-8-carboxylic acid amide;
 15 4-[(S)-2-Azetidin-1-yl-1-(2,5-di-fluoro-phenyl)-ethylamino]-quinazoline-8-carboxylic acid amide;
 4-[(S)-2-Azetidin-1-yl-1-(3-trifluoromethyl-phenyl)-ethylamino]-quinazoline-8-carboxylic acid amide;
 4-[(S)-2-Azetidin-1-yl-1-(3-chloro-4-trifluoromethoxy-phenyl)-ethylamino]-quinazoline-8-carboxylic acid amide;
 4-[(S)-2-Azetidin-1-yl-1-(4-chloro-3-fluoro-phenyl)-ethylamino]-quinazoline-8-carboxylic acid amide;
 4-[(S)-2-Azetidin-1-yl-1-(4-trifluoromethoxy-phenyl)-ethylamino]-quinazoline-8-carboxylic acid amide;
 4-[(S)-2-Azetidin-1-yl-1-(4-fluoro-3-trifluoromethyl-phenyl)-ethylamino]-quinazoline-8-carboxylic acid amide;
 20 4-[(S)-1-(4-Chloro-phenyl)-2-(3,3-difluoro-azetid-1-yl)-ethylamino]-quinazoline-8-carboxylic acid amide;
 4-[(S)-2-Azetidin-1-yl-1-(4-isopropylphenyl)-ethylamino]-quinazoline-8-carboxylic acid amide;
 4-[(S)-2-Azetidin-1-yl-1-(4-carbamoylphenyl)-ethylamino]-quinazoline-8-carboxylic acid amide;
 4-[(S)-2-Azetidin-1-yl-1-(4-isopropoxyphenyl)-ethylamino]-quinazoline-8-carboxylic acid amide;
 25 4-[(S)-2-Azetidin-1-yl-1-(3,4,5-trifluorophenyl)-ethylamino]-quinazoline-8-carboxylic acid amide;
 4-[(S)-2-Azetidin-1-yl-1-(3,5-difluoro-4-methoxyphenyl)-ethylamino]-quinazoline-8-carboxylic acid amide;
 4-[(S)-2-Azetidin-1-yl-1-(3-cyano-4-fluorophenyl)-ethylamino]-quinazoline-8-carboxylic acid amide;
 4-[(S)-2-Azetidin-1-yl-1-(3,4-difluoro-5-methoxyphenyl)-ethylamino]-quinazoline-8-carboxylic acid amide;
 4-[(S)-2-Azetidin-1-yl-1-(3-fluoro-4,5-dichlorophenyl)-ethylamino]-quinazoline-8-carboxylic acid amide;
 30 4-[(S)-2-Azetidin-1-yl-1-(4-fluoro-3-methyl-phenyl)-ethylamino]-quinazoline-8-carboxylic acid amide;
 4-[(S)-2-Azetidin-1-yl-1-(4-fluoro-3-methoxy-phenyl)-ethylamino]-quinazoline-8-carboxylic acid amide;
 4-[(S)-2-Azetidin-1-yl-1-(3-difluoromethyl-4-fluoro-phenyl)-ethylamino]-quinazoline-8-carboxylic acid amide;
 4-[(S)-1-(4-Fluoro-3-trifluoromethyl-phenyl)-2-(3-methyl-azetid-1-yl)-ethylamino]-quinazoline-8-carboxylic
 acid amide;
 4-[(S)-1-(4-Fluoro-3-trifluoromethyl-phenyl)-2-(2-methyl-azetid-1-yl)-ethylamino]-quinazoline-8-carboxylic
 35 acid amide;
 4-[(S)-2-(3-Fluoro-azetid-1-yl)-1-(4-fluoro-3-trifluoromethyl-phenyl)-ethylamino]-quinazoline-8-carboxylic ac-
 id amide;
 4-[(S)-2-Azetidin-1-yl-1-(3-cyano-4-fluoro-phenyl)-ethylamino]-quinazoline-8-carboxylic acid amide;
 4-[(S)-2-Azetidin-1-yl-1-(4-benzoylamino-phenyl)-ethylamino]-quinazoline-8-carboxylic acid amide;
 40 4-[(S)-2-(3-Fluoro-azetid-1-yl)-1-(4-chloro-3-trifluoromethyl-phenyl)-ethylamino]-quinazoline-8-carboxylic ac-
 id amide;
 and/or its stereoisomers or tautomers, or pharmaceutically acceptable salts of each of the foregoing, including
 mixtures thereof in all ratios.

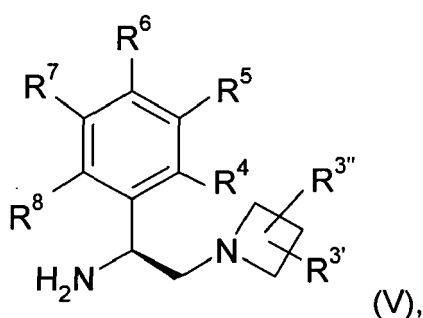
- 45 **4.** A pharmaceutical composition comprising a compound according to any of claims 1 to 3, and/or its stereoisomers
 or tautomers, or pharmaceutically acceptable salts of each of the foregoing, including mixtures thereof in all ratios,
 as active ingredient, together with a pharmaceutically acceptable carrier.
- 50 **5.** A compound of any of claims 1 to 3, and/or its stereoisomers or tautomers, or pharmaceutically acceptable salts of
 each of the foregoing, including mixtures thereof in all ratios, for use as a medicament.
- 6.** A compound of any of claims 1 to 3, and/or its stereoisomers or tautomers, or pharmaceutically acceptable salts of
 each of the foregoing, including mixtures thereof in all ratios, for use in treating hyperproliferative diseases.
- 55 **7.** The compound for use of claim 6, and/or its stereoisomers or tautomers, or pharmaceutically acceptable salts of
 each of the foregoing, including mixtures thereof in all ratios, wherein the hyperproliferative disease is cancer.
- 8.** The compound for use of claim 7, and/or its stereoisomers or tautomers, or pharmaceutically acceptable salts of

each of the foregoing, including mixtures thereof in all ratios, wherein the cancer is selected from a group consisting of brain, lung, colon, epidermoid, squamous cell, bladder, gastric, pancreatic, breast, head, neck, renal, kidney, liver, ovarian, prostate, colorectal, uterine, rectal, oesophageal, testicular, gynecological, or thyroid cancer, or melanoma, hematologic malignancies such as acute myelogenous leukemia, multiple myeloma, chronic myelogenous leukemia, myeloid cell leukemia, glioma, Kaposi's sarcoma.

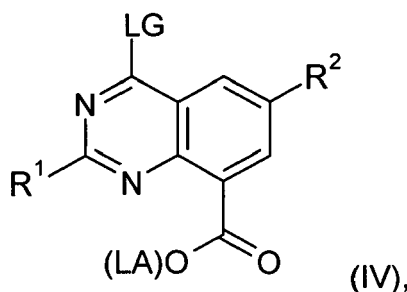
9. Set (kit) consisting of separate packs of

- a) an effective amount of a compound according to any of Claims 1 to 3 and/or its stereoisomers or tautomers, or pharmaceutically acceptable salts of each of the foregoing, including mixtures thereof in all ratios, and
- b) an effective amount of a further medicament active ingredient.

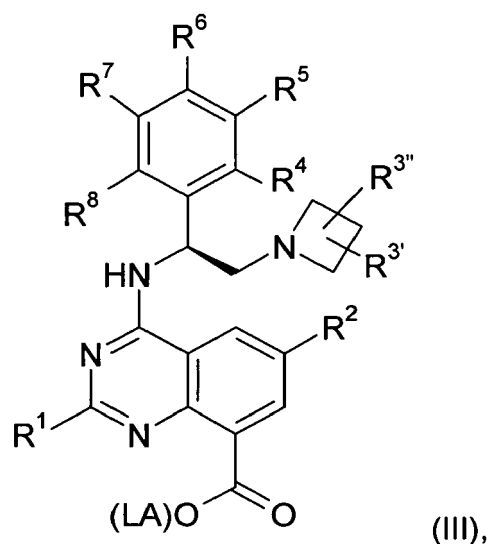
10. Process for the manufacture of compounds of Formula (II'), wherein LG is a leaving group, and the remaining substituents have the meaning as defined for Formula (II') in Claim 1, wherein a compound of Formula (V)



is reacted with a compound of Formula (IV)



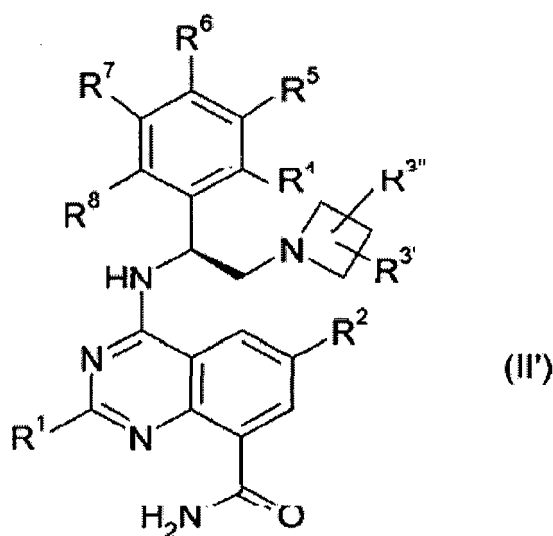
to yield a carboxylic ester compound of Formula (III),



20 which is then converted to a carboxamide compound of Formula (II').

Patentansprüche

25 1. Verbindung der Formel (II')



45 und/oder ihre Stereoisomere oder Tautomere, oder pharmazeutisch unbedenkliche Salze der jeweils Vorgenannten, einschließlich deren Mischungen in allen Verhältnissen, wobei:

50 R¹, R² H bedeuten,

R³, R^{3''} unabhängig H, LA oder Hal bedeuten,

R⁴, R⁵, R⁶, R⁷, R⁸ unabhängig H, Hal, LA, OH, SH, O(LA), NH₂, NH(LA), N(LA)₂, NO₂, CN, OCN, SCN, COOH, COO(LA), CONH₂, CONH(LA), CON(LA)₂, NHCO(LA), NHCONH(LA), NHCONH₂, NHSO₂(LA), CO(LA), SO₂NH₂, SO₂(LA) oder SO₂Hal bedeuten,

55 R⁵, R⁶ zusammen mit der Phenylgruppe, an die sie gebunden sind, ein 9- oder 10-gliedriges bicyclisches Ringsystem bilden können, in dem 1 oder 2 der Nicht-Phenyl-Kohlenstoffatome unabhängig durch NH, O oder S ersetzt sein können, in dem der durch R⁵ und R⁶ gebildete Cyclus unsubstituiert oder ein- oder zweifach durch Hal oder LA substituiert sein kann,

eines von R⁵, R⁶, R⁷ Ar1, O(Ar1), NH(Ar1), CONH(Ar1), NHCO(Ar1), NHCONH(Ar1), NHSO₂(Ar1), CO(Ar1)

EP 2 643 313 B9

oder SO₂(Ar1) bedeuten kann,

während die anderen beiden von R⁵, R⁶, R⁷ nicht Ar1, O(Ar1), NH(Ar1), CONH(Ar1), NHCO(Ar1), NH-CONH(Ar1), NHSO₂(Ar1), CO(Ar1) oder SO₂(Ar1) bedeuten,

Ar1 einen monocyclischen aromatischen Homo- oder Heterocyclus mit 0, 1, 2 oder 3 N-, O- und/oder S-Atomen und 5 oder 6 Gerüstatomen bedeutet, der unsubstituiert oder unabhängig voneinander ein-, zwei- oder dreifach durch Hal, LA, OH, SH, O(LA), NH₂, NH(LA), N(LA)₂, NO₂, CN, OCN, SCN, COOH, COO(LA), CONH₂, CONH(LA), CON(LA)₂, NHCO(LA), CHO, CO(LA), SO₂NH₂, SO₂(LA) und/oder SO₂Hal substituiert sein kann, LA ein unverzweigtes oder verzweigtes, lineares Alkyl mit 1, 2, 3 oder 4 C-Atomen bedeutet, in dem 1, 2 oder 3 H-Atome durch Hal ersetzt sein können, und Hal F, Cl oder Br bedeutet.

2. Verbindung gemäß Anspruch 1, die der Formel (II') entspricht, oder ihre Stereoisomere oder Tautomere, oder pharmazeutisch unbedenkliche Salze der jeweils Vorgenannten, einschließlich deren Mischungen in allen Verhältnissen, in der die nicht genauer bezeichneten Reste die für Formel (II') angegebene Bedeutung besitzen, in der aber in Unterformel 1

R⁴, R⁵, R⁶, R⁷, R⁸ unabhängig H, F, Cl, Br, OH, LA, O(LA), CN, C(Hal)₃, OC(Hal)₃ bedeuten,

in Unterformel 2

R^{3'}, R^{3''} unabhängig H oder F bedeuten,

in Unterformel 3

R⁴, R⁸ unabhängig H, F oder Cl bedeuten,

in Unterformel 4

R⁵, R⁷ unabhängig H, F, Cl, Br, CN, Methoxy oder CF₃ bedeuten,

in Unterformel 5

R⁵, R⁶ zusammen mit der Phenylgruppe, an die sie gebunden sind, Benzo-1,2-dioxolyl bilden, von dem das Kohlenstoffatom, das die beiden Sauerstoffatome verbrückt, unsubstituiert oder ein- oder zweifach durch F oder Methyl substituiert sein kann,

in Unterformel 6 R⁶ H, F, Cl oder CF₃ bedeutet, in Unterformel 7

R⁵, R⁶ unabhängig H, F, Cl, Br, Methyl, CHF₂ oder CF₃ bedeuten,

in Unterformel 8

R¹, R², R^{3'}, R^{3''}, R⁴, R⁷, R⁸ H bedeuten,

in Unterformel 9

R¹, R², R^{3'}, R^{3''}, R⁴, R⁷, R⁸ H bedeuten,
R⁵, R⁶ unabhängig H, F, Cl, Br, Methyl, CHF₂ oder CF₃ bedeuten,

in Unterformel 10

R¹, R², R^{3'}, R^{3''}, R⁴, R⁸ H bedeuten,
R⁵ Br, Methyl, CHF₂ oder CF₃ bedeutet,
R⁶ F, Cl oder CF₃ bedeutet,
R⁷ H oder F bedeutet,

in Unterformel 11

R¹, R², R⁴, R⁸ H bedeuten,
 R^{3'} F oder Methyl bedeutet,
 R^{3''} H bedeutet,
 R⁵ Br, Methyl, CHF₂ oder CF₃ bedeutet,
 R⁶ F, Cl oder CF₃ bedeutet,
 R⁷ H oder F bedeutet.

3. Verbindung gemäß Anspruch 1, wobei die Verbindung aus der Gruppe bestehend aus:

- 10 4-[(S)-2-Azetidin-1-yl-1-(3-fluorphenyl)-ethylamino]-chinazolin-8-carbonsäureamid;
 4-[(S)-2-Azetidin-1-yl-1-(3-chlorphenyl)-ethylamino]-chinazolin-8-carbonsäureamid;
 4-[(S)-2-Azetidin-1-yl-1-(4-fluorphenyl)-ethylamino]-chinazolin-8-carbonsäureamid;
 4-[(S)-2-Azetidin-1-yl-1-(3,4-difluorphenyl)-ethylamino]-chinazolin-8-carbonsäureamid;
 4-[(S)-2-Azetidin-1-yl-1-(4-chlor-3-trifluormethylphenyl)-ethylamino]-chinazolin-8-carbonsäureamid;
 15 4-[(S)-2-Azetidin-1-yl-1-(3-fluor-5-trifluormethylphenyl)-ethylamino]-chinazolin-8-carbonsäureamid;
 4-[(S)-2-Azetidin-1-yl-1-(3-chlor-4-fluorphenyl)-ethylamino]-chinazolin-8-carbonsäureamid;
 4-[(S)-2-Azetidin-1-yl-1-(4-bromphenyl)-ethylamino]-chinazolin-8-carbonsäureamid;
 4-[(S)-2-Azetidin-1-yl-1-(4-trifluormethylphenyl)-ethylamino]-chinazolin-8-carbonsäureamid;
 4-[(S)-2-Azetidin-1-yl-1-(4-chlorphenyl)-ethylamino]-chinazolin-8-carbonsäureamid;
 20 4-[(S)-2-Azetidin-1-yl-1-(3-cyanophenyl)-ethylamino]-chinazolin-8-carbonsäureamid;
 4-[(S)-2-Azetidin-1-yl-1-(3-methoxyphenyl)-ethylamino]-chinazolin-8-carbonsäureamid;
 4-[(S)-2-Azetidin-1-yl-1-(3-bromphenyl)-ethylamino]-chinazolin-8-carbonsäureamid;
 4-[(S)-2-Azetidin-1-yl-1-(2-fluor-4-chlorphenyl)-ethylamino]-chinazolin-8-carbonsäureamid;
 4-[(S)-2-Azetidin-1-yl-1-(2,4-difluorphenyl)-ethylamino]-chinazolin-8-carbonsäureamid;
 25 4-[(S)-2-Azetidin-1-yl-1-(2,6-difluorphenyl)-ethylamino]-chinazolin-8-carbonsäureamid;
 4-[(S)-2-Azetidin-1-yl-1-(3-chlor-4-trifluormethylphenyl)-ethylamino]-chinazolin-8-carbonsäureamid;
 4-[(S)-2-Azetidin-1-yl-1-(2,4,5-trifluorphenyl)-ethylamino]-chinazolin-8-carbonsäureamid;
 4-[(S)-2-Azetidin-1-yl-1-(2,3,4-trifluorphenyl)-ethylamino]-chinazolin-8-carbonsäureamid;
 4-[(S)-2-Azetidin-1-yl-1-(1-benzo[1,3]dioxol)-ethylamino]-chinazolin-8-carbonsäureamid;
 30 4-[(S)-2-Azetidin-1-yl-1-phenyl-ethylamino]-chinazolin-8-carbonsäureamid;
 4-[(S)-2-(3-Fluor-azetidin-1-yl)-1-(3-chlorphenyl)-ethylamino]-chinazolin-8-carbonsäureamid;
 4-[(S)-2-Azetidin-1-yl-1-(4-cyano-phenyl)-ethylamino]-chinazolin-8-carbonsäureamid;
 4-[(S)-2-Azetidin-1-yl-1-(2-chlor-4-fluor-phenyl)-ethylamino]-chinazolin-8-carbonsäureamid;
 4-[(S)-2-Azetidin-1-yl-1-(2-chlor-5-fluor-phenyl)-ethylamino]-chinazolin-8-carbonsäureamid;
 35 4-[(S)-2-Azetidin-1-yl-1-(2,5-di-fluor-phenyl)-ethylamino]-chinazolin-8-carbonsäureamid;
 4-[(S)-2-Azetidin-1-yl-1-(3-trifluormethyl-phenyl)-ethylamino]-chinazolin-8-carbonsäureamid;
 4-[(S)-2-Azetidin-1-yl-1-(3-chlor-4-trifluormethoxy-phenyl)-ethylamino]-chinazolin-8-carbonsäureamid;
 4-[(S)-2-Azetidin-1-yl-1-(4-chlor-3-fluor-phenyl)-ethylamino]-chinazolin-8-carbonsäureamid;
 4-[(S)-2-Azetidin-1-yl-1-(4-trifluormethoxy-phenyl)-ethylamino]-chinazolin-8-carbonsäureamid;
 40 4-[(S)-2-Azetidin-1-yl-1-(4-fluor-3-trifluormethyl-phenyl)-ethylamino]-chinazolin-8-carbonsäureamid;
 4-[(S)-1-(4-Chlor-phenyl)-2-(3,3-difluor-azetidin-1-yl)-ethylamino]-chinazolin-8-carbonsäureamid;
 4-[(S)-2-Azetidin-1-yl-1-(4-isopropylphenyl)-ethylamino]-chinazolin-8-carbonsäureamid;
 4-[(S)-2-Azetidin-1-yl-1-(4-carbamoylphenyl)-ethylamino]-chinazolin-8-carbonsäureamid;
 4-[(S)-2-Azetidin-1-yl-1-(4-isopropoxyphenyl)-ethylamino]-chinazolin-8-carbonsäureamid;
 45 4-[(S)-2-Azetidin-1-yl-1-(3,4,5-trifluorphenyl)-ethylamino]-chinazolin-8-carbonsäureamid;
 4-[(S)-2-Azetidin-1-yl-1-(3,5-difluor-4-methoxyphenyl)-ethylamino]-chinazolin-8-carbonsäureamid;
 4-[(8)-2-Azetidin-1-yl-1-(3-cyano-4-fluorphenyl)-ethylamino]-chinazolin-8-carbonsäureamid;
 4-[(S)-2-Azetidin-1-yl-1-(3,4-difluor-5-methoxyphenyl)-ethylamino]-chinazolin-8-carbonsäureamid;
 4-[(S)-2-Azetidin-1-yl-1-(3-fluor-4,5-dichlorphenyl)-ethylamino]-chinazolin-8-carbonsäureamid;
 50 4-[(8)-2-Azetidin-1-yl-1-(4-fluor-3-methyl-phenyl)-ethylamino]-chinazolin-8-carbonsäureamid;
 4-[(S)-2-Azetidin-1-yl-1-(4-fluor-3-methoxy-phenyl)-ethylamino]-chinazolin-8-carbonsäureamid;
 4-[(S)-2-Azetidin-1-yl-1-(3-difluormethyl-4-fluor-phenyl)-ethylamino]-chinazolin-8-carbonsäureamid;
 4-[(S)-1-(4-Fluor-3-trifluormethyl-phenyl)-2-(3-methyl-azetidin-1-yl)-ethylamino]-chinazolin-8-carbonsäureamid;
 55 4-[(S)-1-(4-Fluor-3-trifluormethyl-phenyl)-2-(2-methyl-azetidin-1-yl)-ethylamino]-chinazolin-8-carbonsäureamid;
 4-[(S)-2-(3-Fluor-azetidin-1-yl)-1-(4-fluor-3-trifluormethyl-phenyl)-ethylamino]-chinazolin-8-carbonsäureamid;
 4-[(S)-2-Azetidin-1-yl-1-(3-cyano-4-fluor-phenyl)-ethylamino]-chinazolin-8-carbonsäureamid;

EP 2 643 313 B9

4-[(S)-2-Azetidin-1-yl-1-(4-benzoylamino-phenyl)-ethylamino]-chinazolin-8-carbonsäure-amid;
4-[(S)-2-(3-Fluor-azetidin-1-yl)-1-(4-chlor-3-trifluormethyl-phenyl)-ethylamino]-chinazolin-8-carbonsäureamid
ausgewählt ist, und/oder ihre Stereoisomere oder Tautomere, oder pharmazeutisch unbedenkliche Salze der
jeweils Vorgenannten, einschließlich deren Mischungen in allen Verhältnissen.

5

4. Pharmazeutische Zusammensetzung enthaltend eine Verbindung gemäß einem beliebigen der Ansprüche 1 bis 3
und/oder ihre Stereoisomere oder Tautomere, oder pharmazeutisch unbedenkliche Salze der jeweils Vorgenannten,
einschließlich deren Mischungen in allen Verhältnissen, als Wirkstoff, zusammen mit einem pharmazeutisch unbedenklichen Träger.

10

5. Verbindung nach einem beliebigen der Ansprüche 1 bis 3 und/oder ihre Stereoisomere oder Tautomere, oder
pharmazeutisch unbedenkliche Salze der jeweils Vorgenannten, einschließlich deren Mischungen in allen Verhältnissen,
für die Verwendung als Arzneimittel.

15

6. Verbindung nach einem beliebigen der Ansprüche 1 bis 3 und/oder ihre Stereoisomere oder Tautomere, oder
pharmazeutisch unbedenkliche Salze der jeweils Vorgenannten, einschließlich deren Mischungen in allen Verhältnissen,
für die Verwendung bei der Behandlung von hyperproliferativen Krankheiten.

20

7. Verbindung für die Verwendung nach Anspruch 6 und/oder ihre Stereoisomere oder Tautomere, oder pharmazeu-
tisch unbedenkliche Salze der jeweils Vorgenannten, einschließlich deren Mischungen in allen Verhältnissen, wobei
es sich bei der hyperproliferativen Krankheit um Krebs handelt.

25

8. Verbindung für die Verwendung nach Anspruch 7 und/oder ihre Stereoisomere oder Tautomere, oder pharmazeu-
tisch unbedenkliche Salze der jeweils Vorgenannten, einschließlich deren Mischungen in allen Verhältnissen, wobei
der Krebs aus einer Gruppe bestehend aus Hirn-, Lungen-, Kolon-, epidermoidem, Plattenepithel-, Blasen-, gastri-
schem, Bauchspeicheldrüsen-, Brust-, Kopf-, Hals-, renalem, Nieren-, Leber-, Eierstock-, Prostata-, Kolorektal-,
Uterus-, rektalem, Speiseröhren-, Hoden-, gynäkologischem oder Schilddrüsenkrebs oder Melanom, hämatologi-
schen Malignitäten wie akuter myeloischer Leukämie, multiplem Myelom, chronischer myeloischer Leukämie, my-
eloischer Zellen-Leukämie, Gliom, Kaposi-Sarkom ausgewählt ist.

30

9. Set (Kit), bestehend aus getrennten Packungen von

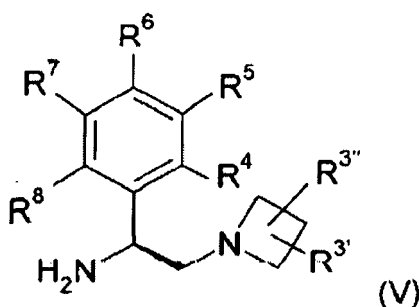
35

- a) einer wirksamen Menge einer Verbindung gemäß einem beliebigen der Ansprüche 1 bis 3 und/oder ihrer
Stereoisomere oder Tautomere, oder pharmazeutisch unbedenklicher Salze der jeweils Vorgenannten, ein-
schließlich deren Mischungen in allen Verhältnissen, und
- b) einer wirksamen Menge eines weiteren Arzneimittelwirkstoffs.

40

10. Verfahren zur Herstellung von Verbindungen der Formel (II'), wobei LG eine Abgangsgruppe bedeutet und die
restlichen Substituenten die wie für Formel (II') in Anspruch 1 definierte Bedeutung besitzen,
wobei eine Verbindung der Formel (V)

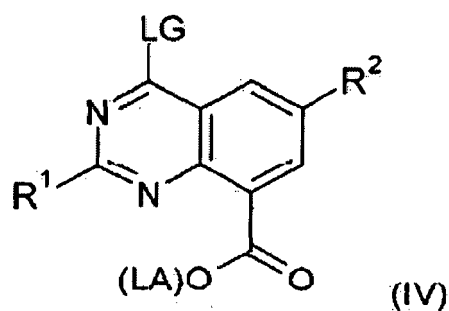
45



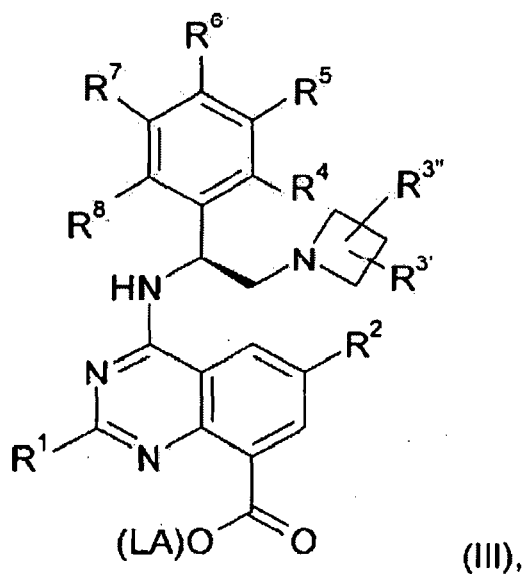
50

mit einer Verbindung der Formel (IV)

55



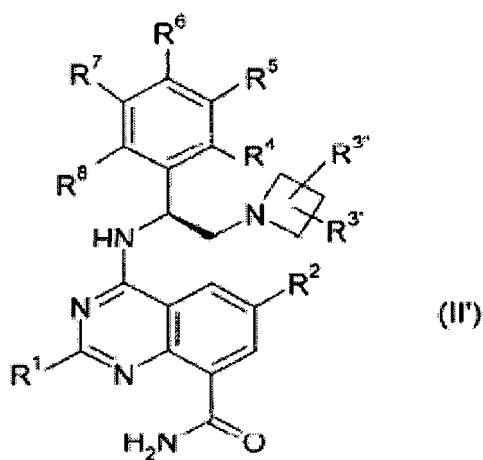
zu einer Carbonsäureester-Verbindung der Formel (III) umgesetzt wird



die dann in eine Carboxamid-Verbindung der Formel (II') umgewandelt wird.

Revendications

- 40 1. Composé de Formule (II')



et/ou ses stéréoisomères ou tautomères, ou les sels pharmaceutiquement acceptables de chacun de ce qui précède, y compris des mélanges de ceux-ci en toutes proportions, dans lequel

R¹, R² sont H

R^{3'}, R^{3''} sont indépendamment H, LA ou Hal,

R⁴, R⁵, R⁶, R⁷, R⁸ sont indépendamment H, Hal, LA, OH, SH, O(LA), NH₂, NH(LA), N(LA)₂, NO₂, CN, OCN, SCN, COOH, COO(LA), CONH₂, CONH(LA), CON(LA)₂, NHCO(LA), NHCONH(LA), NHCONH₂, NHSO₂(LA), CO(LA), SO₂NH₂, SO₂(LA) ou SO₂Hal,

R⁵, R⁶, conjointement avec le groupement phényle auquel ils sont fixés, peuvent former un noyau bicyclique de 9 ou 10 chaînons, où 1 ou 2 parmi les atomes de carbone non phényliques peuvent être remplacés indépendamment par NH, O ou S, où le cycle formé par R⁵ et R⁶ peut être non substitué ou mono- ou disubstitué par Hal ou LA,

l'un parmi R⁵, R⁶, R⁷ peut être Ar₁, O(Ar₁), NH(Ar₁), CONH(Ar₁), NHCO(Ar₁), NHCONH(Ar₁), NHSO₂(Ar₁), CO(Ar₁) ou SO₂(Ar₁),

tandis que les deux autres parmi R⁵, R⁶, R⁷ ne sont pas Ar₁, O(Ar₁), NH(Ar₁), CONH(Ar₁), NHCO(Ar₁), NHCONH(Ar₁), NHSO₂(Ar₁), CO(Ar₁) ou SO₂(Ar₁),

Ar₁ est un homo- ou hétérocycle monocyclique aromatique ayant 0, 1, 2 ou 3 atomes de N, O et/ou S et 5 ou 6 atomes de squelette, qui peuvent être non substitués ou, indépendamment les uns des autres, mono-, di- ou trisubstitués par Hal, LA, OH, SH, O(LA),

NH₂, NH(LA), N(LA)₂, NO₂, CN, OCN, SCN, COOH, COO(LA), CONH₂, CONH(LA), CON(LA)₂, NHCO(LA), CHO, CO(LA), SO₂NH₂, SO₂(LA) et/ou SO₂Hal,

LA est alkyle non ramifié ou ramifié, linéaire ayant 1, 2, 3 ou 4 atomes de C, où 1, 2 ou 3 atomes de H peuvent être remplacés par Hal, et

Hal est F, Cl ou Br.

2. Composé selon la revendication 1, qui répond à la Formule (II'), ou ses stéréoisomères ou tautomères, ou les sels pharmaceutiquement acceptables de chacun de ce qui précède, y compris des mélanges de ceux-ci en toutes proportions, où les restes non désignés plus en détail revêtent la signification indiquée pour la Formule (II'), mais dans lequel

dans la sous-Formule 1

R⁴, R⁵, R⁶, R⁷, R⁸ sont indépendamment H, F, Cl, Br, OH, LA, O(LA), CN, C(Hal)₃, OC(Hal)₃,

dans la sous-Formule 2

R^{3'}, R^{3''} sont indépendamment H ou F,

dans la sous-Formule 3

R⁴, R⁸ sont indépendamment H, F ou Cl,

dans la sous-Formule 4

R⁵, R⁷ sont indépendamment H, F, Cl, Br, CN, méthoxy ou CF₃,

dans la sous-Formule 5

R⁵, R⁶, conjointement avec le groupement phényle auquel ils sont fixés, forment benzo-1,2-dioxolyle, où l'atome de carbone pontant les deux atomes d'oxygène peut être non substitué, ou mono- ou disubstitué par F ou méthyle,

dans la sous-Formule 6

R⁶ est H, F, Cl ou CF₃,

dans la sous-Formule 7

R⁵, R⁶ sont indépendamment H, F, Cl, Br, méthyle, CHF₂ ou CF₃,

dans la sous-Formule 8

R¹, R², R^{3'}, R^{3''}, R⁴, R⁷, R⁸ sont H,

dans la sous-Formule 9

R¹, R², R^{3'}, R^{3''}, R⁴, R⁷, R⁸ sont H,

R⁵, R⁶ sont indépendamment H, F, Cl, Br, méthyle, CHF₂ ou CF₃,

dans la sous-Formule 10

R¹, R², R^{3'}, R^{3''}, R⁴, R⁸ sont H,

R⁵ est Br, méthyle, CHF₂ ou CF₃,

R⁶ est F, Cl ou CF₃,

R⁷ est H ou F,

dans la sous-Formule 11

R¹, R², R⁴, R⁸ sont H,

R^{3'} est F ou méthyle,
 R^{3''} est H
 R⁵ est Br, méthyle, CHF₂ ou CF₃,
 R⁶ est F, Cl ou CF₃,
 R⁷ est H ou F.

5

3. Composé selon la revendication 1, où le composé est choisi dans le groupe constitué par :

- l'acide 4-[(S)-2-azétidin-1-yl-1-(3-fluorophényl)-éthylamino]-quinazoline-8-carboxylique amide ;
 l'acide 4-[(S)-2-azétidin-1-yl-1-(3-chlorophényl)-éthylamino]-quinazoline-8-carboxylique amide ;
 l'acide 4-[(S)-2-azétidin-1-yl-1-(4-fluorophényl)-éthylamino]-quinazoline-8-carboxylique amide ;
 l'acide 4-[(S)-2-azétidin-1-yl-1-(3,4-difluorophényl)-éthylamino]-quinazoline-8-carboxylique amide ;
 l'acide 4-[(S)-2-azétidin-1-yl-1-(4-chloro-3-trifluorométhylphényl)-éthylamino]-quinazoline-8-carboxylique
 amide ;
 l'acide 4-[(S)-2-azétidin-1-yl-1-(3-fluoro-5-trifluorométhylphényl)-éthylamino]-quinazoline-8-carboxylique
 amide ;
 l'acide 4-[(S)-2-azétidin-1-yl-1-(3-chloro-4-fluorophényl)-éthylamino]-quinazoline-8-carboxylique amide ;
 l'acide 4-[(S)-2-azétidin-1-yl-1-(4-bromophényl)-éthylamino]-quinazoline-8-carboxylique amide ;
 l'acide 4-[(S)-2-azétidin-1-yl-1-(4-trifluorométhylphényl)-éthylamino]-quinazoline-8-carboxylique amide ;
 l'acide 4-[(S)-2-azétidin-1-yl-1-(4-chlorophényl)-éthylamino]-quinazoline-8-carboxylique amide ;
 l'acide 4-[(S)-2-azétidin-1-yl-1-(3-cyanophényl)-éthylamino]-quinazoline-8-carboxylique amide ;
 l'acide 4-[(S)-2-azétidin-1-yl-1-(3-méthoxyphényl)-éthylamino]-quinazoline-8-carboxylique amide ;
 l'acide 4-[(S)-2-azétidin-1-yl-1-(3-bromophényl)-éthylamino]-quinazoline-8-carboxylique amide ;
 l'acide 4-[(S)-2-azétidin-1-yl-1-(2-fluoro-4-chlorophényl)-éthylamino]-quinazoline-8-carboxylique amide ;
 l'acide 4-[(S)-2-azétidin-1-yl-1-(2,4-difluorophényl)-éthylamino]-quinazoline-8-carboxylique amide ;
 l'acide 4-[(S)-2-azétidin-1-yl-1-(2,6-difluorophényl)-éthylamino]-quinazoline-8-carboxylique amide ;
 l'acide 4-[(S)-2-azétidin-1-yl-1-(3-chloro-4-trifluorométhylphényl)-éthylamino]-quinazoline-8-carboxylique
 amide ;
 l'acide 4-[(S)-2-azétidin-1-yl-1-(2,4,5-trifluorophényl)-éthylamino]-quinazoline-8-carboxylique amide ;
 l'acide 4-[(S)-2-azétidin-1-yl-1-(2,3,4-trifluorophényl)-éthylamino]-quinazoline-8-carboxylique amide ;
 l'acide 4-[(S)-2-azétidin-1-yl-1-(1-benzo[1,3]dioxol)-éthylamino]-quinazoline-8-carboxylique amide ;
 l'acide 4-[(S)-2-azétidin-1-yl-1-phényléthylamino]-quinazoline-8-carboxylique amide ;
 l'acide 4-[(S)-2-(3-fluoro-azétidin-1-yl)-1-(3-chlorophényl)-éthylamino]-quinazoline-8-carboxylique amide ;
 l'acide 4-[(S)-2-azétidin-1-yl-1-(4-cyanophényl)-éthylamino]-quinazoline-8-carboxylique l'acide amide ;
 l'acide 4-[(S)-2-azétidin-1-yl-1-(2-chloro-4-fluorophényl)-éthylamino]-quinazoline-8-carboxylique amide ;
 l'acide 4-[(S)-2-azétidin-1-yl-1-(2-chloro-5-fluorophényl)-éthylamino]-quinazoline-8-carboxylique amide ;
 l'acide 4-[(S)-2-azétidin-1-yl-1-(2,5-difluorophényl)-éthylamino]-quinazoline-8-carboxylique amide ;
 l'acide 4-[(S)-2-azétidin-1-yl-1-(3-trifluorométhylphényl)-éthylamino]-quinazoline-8-carboxylique amide ;
 l'acide 4-[(S)-2-azétidin-1-yl-1-(3-chloro-4-trifluorométhoxyphényl)-éthylamino]-quinazoline-8-carboxylique
 amide ;
 l'acide 4-[(S)-2-azétidin-1-yl-1-(4-chloro-3-fluorophényl)-éthylamino]-quinazoline-8-carboxylique amide ;
 l'acide 4-[(S)-2-azétidin-1-yl-1-(4-trifluorométhoxyphényl)-éthylamino]-quinazoline-8-carboxylique amide ;
 l'acide 4-[(S)-2-azétidin-1-yl-1-(4-fluoro-3-trifluorométhylphényl)-éthylamino]-quinazoline-8-carboxylique
 amide ;
 l'acide 4-[(S)-1-(4-chlorophényl)-2-(3,3-difluoro-azétidin-1-yl)-éthylamino]-quinazoline-8-carboxylique amide ;
 l'acide 4-[(S)-2-azétidin-1-yl-1-(4-isopropylphényl)-éthylamino]-quinazoline-8-carboxylique amide ;
 l'acide 4-[(S)-2-azétidin-1-yl-1-(4-carbamoylphényl)-éthylamino]-quinazoline-8-carboxylique amide ;
 l'acide 4-[(S)-2-azétidin-1-yl-1-(4-isopropoxyphényl)-éthylamino]-quinazoline-8-carboxylique amide ;
 l'acide 4-[(S)-2-azétidin-1-yl-1-(3,4,5-trifluorophényl)-éthylamino]-quinazoline-8-carboxylique amide ;
 l'acide 4-[(S)-2-azétidin-1-yl-1-(3,5-difluoro-4-méthoxyphényl)-éthylamino]-quinazoline-8-carboxylique amide ;
 l'acide 4-[(S)-2-azétidin-1-yl-1-(3-cyano-4-fluorophényl)-éthylamino]-quinazoline-8-carboxylique amide ;
 l'acide 4-[(S)-2-azétidin-1-yl-1-(3,4-difluoro-5-méthoxyphényl)-éthylamino]-quinazoline-8-carboxylique amide ;
 l'acide 4-[(S)-2-azétidin-1-yl-1-(3-fluoro-4,5-dichlorophényl)-éthylamino]-quinazoline-8-carboxylique amide ;
 l'acide 4-[(S)-2-azétidin-1-yl-1-(4-fluoro-3-méthylphényl)-éthylamino]-quinazoline-8-carboxylique amide ;
 l'acide 4-[(S)-2-azétidin-1-yl-1-(4-fluoro-3-méthoxyphényl)-éthylamino]-quinazoline-8-carboxylique amide ;
 l'acide 4-[(S)-2-azétidin-1-yl-1-(3-difluorométhyl-4-fluorophényl)-éthylamino]-quinazoline-8-carboxylique
 amide ;
 l'acide 4-[(S)-1-(4-fluoro-3-trifluorométhylphényl)-2-(3-méthylazétidin-1-yl)-éthylamino]-quinazoline-8-carboxy-

55

lique amide ;

l'acide 4-[(S)-1-(4-fluoro-3-trifluorométhylphényl)-2-(2-méthylazétidin-1-yl)-éthylamino]-quinazoline-8-carboxylique amide ;

l'acide 4-[(S)-2-(3-fluoro-azétidin-1-yl)-1-(4-fluoro-3-trifluorométhylphényl)-éthylamino]-quinazoline-8-carboxylique amide ;

l'acide 4-[(S)-2-azétidin-1-yl-1-(3-cyano-4-fluorophényl)-éthylamino]-quinazoline-8-carboxylique amide ;

l'acide 4-[(S)-2-azétidin-1-yl-1-(4-benzoylaminophényl)-éthylamino]-quinazoline-8-carboxylique amide ;

l'acide 4-[(S)-2-(3-fluoroazétidin-1-yl)-1-(4-chloro-3-trifluorométhylphényl)-éthylamino]-quinazoline-8-carboxylique amide ;

et/ou ses stéréoisomères ou tautomères, ou les sels pharmaceutiquement acceptables de chacun parmi ce qui précède, y compris des mélanges de ceux-ci en toutes proportions.

4. Composition pharmaceutique comprenant un composé selon l'une quelconque des revendications 1 à 3, et/ou ses stéréoisomères ou tautomères, ou les sels pharmaceutiquement acceptables de chacun parmi ce qui précède, y compris des mélanges de ceux-ci en toutes proportions, comme ingrédient actif, conjointement avec un véhicule pharmaceutiquement acceptable.

5. Composé selon l'une quelconque des revendications 1 à 3, et/ou ses stéréoisomères ou tautomères, ou les sels pharmaceutiquement acceptables de chacun parmi ce qui précède, y compris des mélanges de ceux-ci en toutes proportions, pour une utilisation comme médicament.

6. Composé selon l'une quelconque des revendications 1 à 3, et/ou ses stéréoisomères ou tautomères, ou les sels pharmaceutiquement acceptables de chacun parmi ce qui précède, y compris des mélanges de ceux-ci en toutes proportions, pour une utilisation dans le traitement des maladies hyperprolifératives.

7. Composé pour une utilisation selon la revendication 6, et/ou ses stéréoisomères ou tautomères, ou les sels pharmaceutiquement acceptables de chacun parmi ce qui précède, y compris des mélanges de ceux-ci en toutes proportions, où la maladie hyperproliférative est le cancer.

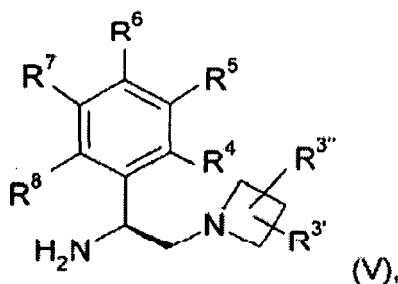
8. Composé pour une utilisation selon la revendication 7, et/ou ses stéréoisomères ou tautomères, ou les sels pharmaceutiquement acceptables de chacun parmi ce qui précède, y compris des mélanges de ceux-ci en toutes proportions, où le cancer est choisi dans le groupe constitué par le cancer du cerveau, du poumon, du côlon, épidermoïde, à cellules squameuses, de la vessie, de l'estomac, du pancréas, du sein, de la tête, du cou, rénal, du rein, du foie, de l'ovaire, de la prostate, colorectal, de l'utérus, rectal, de l'oesophage, des testicules, gynécologique, ou de la thyroïde, ou un mélanome, les malignités hématologiques telles que la leucémie myéloïde aiguë, le myélome multiple, la leucémie myéloïde chronique, la leucémie des cellules myéloïdes, le gliome et le sarcome de Kaposi.

9. Ensemble (kit) constitué de conditionnements séparés

a) d'une quantité efficace d'un composé selon l'une quelconque des revendications 1 à 3, et/ou de ses stéréoisomères ou tautomères, ou de sels pharmaceutiquement acceptables de chacun parmi ce qui précède, y compris des mélanges de ceux-ci en toutes proportions, et

b) d'une quantité efficace d'un autre ingrédient actif médicamenteux.

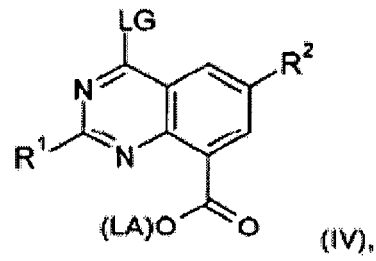
10. Procédé de préparation de composés de Formule (II'), dans lesquels LG est un groupement partant, et les substituants restants revêtent la signification telle que définie pour la Formule (II') selon la revendication 1 où un composé de Formule (V)



est réagi avec un composé de Formule (IV)

5

10



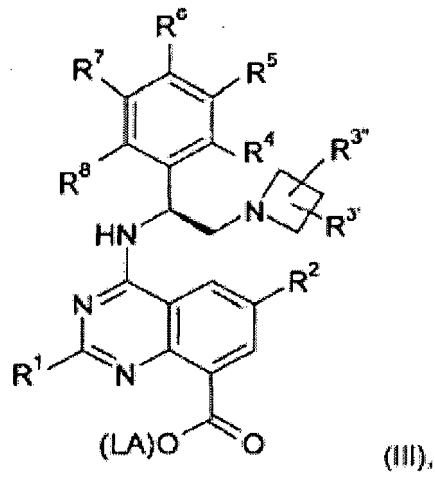
pour conduire à un composé d'ester carboxylique de Formule (III)

15

20

25

30



qui est ensuite converti en composé de carboxamide de Formule (II').

35

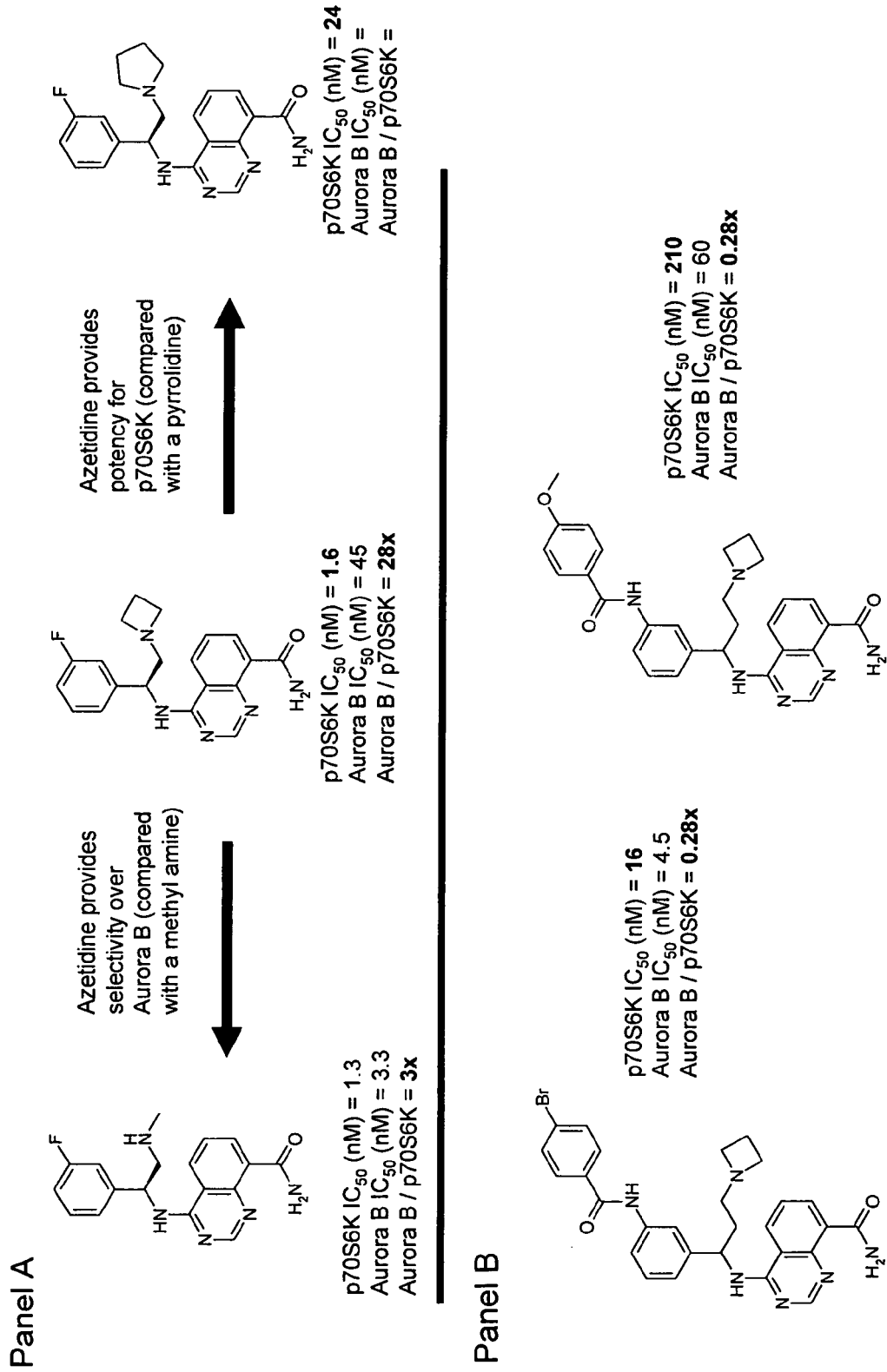
40

45

50

55

Fig.1



Compounds with ethyl azetidine are not potent against p70S6K and are selective for Aurora B

REFERENCES CITED IN THE DESCRIPTION

This list of references cited by the applicant is for the reader's convenience only. It does not form part of the European patent document. Even though great care has been taken in compiling the references, errors or omissions cannot be excluded and the EPO disclaims all liability in this regard.

Patent documents cited in the description

- WO 03064397 A [0011]
- WO 04092154 A [0011]
- WO 05054237 A [0011]
- WO 05056014 A [0011]
- WO 05033086 A [0011]
- WO 05117909 A [0011]
- WO 05039506 A [0011]
- WO 06120573 A [0011]
- WO 06136821 A [0011]
- WO 06071819 A [0011]
- WO 06131835 A [0011]
- WO 08140947 A [0011]
- WO 10093419 A [0011]

Non-patent literature cited in the description

- **HARDIE, G. ; HANKS, S.** The Protein Kinase Facts Book. Academic Press, 1995, vol. I and II [0002]
- **HANKS, S.K. ; HUNTER, T.** *FASEB J.*, 1995, vol. 9, 576-596 [0002]
- **KNIGHTON et al.** *Science*, 1991, vol. 253, 407-414 [0002]
- **HILES et al.** *Cell*, 1992, vol. 70, 419-429 [0002]
- **KUNZ et al.** *Cell*, 1993, vol. 73, 585-596 [0002]
- **GARCIA-BUSTOS et al.** *EMBO J.*, 1994, vol. 13, 2352-2361 [0002]
- *Cancer Res.*, 1999, vol. 59, 1408-11 [0006]
- **M. BARLUND ; O. MONNI ; J. KONONEN ; R. CORNELISON ; J. TORHORST ; G. SAUTER ; O.-P. KALLIONIEMI ; KALLIONIEMI A.** *Cancer Res.*, 2000, vol. 60, 5340-5346 [0007]
- *Cancer Res.*, 2000, vol. 60, 5371-5375 [0007]
- **DAR et al.** *Mol Cancer Ther*, 2010, vol. 9, 268-278 [0012]
- **CHOO AY ; YOON SO ; KIM SG ; ROUX PP ; BLENIS J.** *Proc. Natl Acad Sci USA.*, 11 November 2008, vol. 105 (45), 17414-9 [0014]
- **TAMBURINI et al.** *Blood*, 2008, vol. 111, 379-82 [0014]