



(11) **EP 2 668 951 B9**

(12) **CORRECTED EUROPEAN PATENT SPECIFICATION**

- (15) Correction information:
Corrected version no 1 (W1 B1)
Corrections, see
Description Paragraph(s) 15, 26, 34, 35, 36
Claims DE 1, 3
Claims EN 1, 3
Claims FR 1, 2
- (51) Int Cl.:
A61K 31/454^(2006.01) A61P 3/00^(2006.01)
- (86) International application number:
PCT/ES2011/070042
- (87) International publication number:
WO 2012/101292 (02.08.2012 Gazette 2012/31)
- (48) Corrigendum issued on:
15.03.2017 Bulletin 2017/11
- (45) Date of publication and mention of the grant of the patent:
12.10.2016 Bulletin 2016/41
- (21) Application number: **11856964.9**
- (22) Date of filing: **25.01.2011**

(54) **1,2,4-OXADIAZOLE DERIVATIVES AS DRUGS MODULATING THE GLP-1 PEPTIDE RECEPTOR**

1,2,4-OXADIAZOLDERIVATE ALS WIRKSTOFFE ZUR MODULATION DES GLP-1-PEPTIDREZEPTORS

DÉRIVÉS DE 1,2,4-OXADIAZOL UTILISÉS EN TANT QUE MÉDICAMENTS MODULATEURS DU RÉCEPTEUR POUR LE PEPTIDE GLP-1

- (84) Designated Contracting States:
AL AT BE BG CH CY CZ DE DK EE ES FI FR GB GR HR HU IE IS IT LI LT LU LV MC MK MT NL NO PL PT RO RS SE SI SK SM TR
- (43) Date of publication of application:
04.12.2013 Bulletin 2013/49
- (73) Proprietor: **Viviabiotech, S.L.**
28760 Tres Cantos - Madrid (ES)
- (72) Inventors:
 - **RODRÍGUEZ DE FONSECA, Fernando Antonio**
E-29010 Málaga (ES)
 - **ROMERO CUEVAS, Miguel**
E-29010 Málaga (ES)
 - **ORIO ORTÍZ, Laura**
E-29010 Málaga (ES)
 - **DECARA DEL OLMO, Juan Manuel**
E-29010 Málaga (ES)
- **ALONSO, Mónica**
E-29010 Málaga (ES)
- (74) Representative: **Illescas, Manuel**
Manuel Illescas y Asociados, S.L. (MIA)
Principe de Vergara n° 197
Oficina 1ª
28002 Madrid (ES)
- (56) References cited:
WO-A1-2008/050200 WO-A1-2008/081208
WO-A1-2010/080864 WO-A2-2006/123249
- **MING-WEI WANG ET AL: "Non-peptidic glucose-like peptide-1 receptor agonists: aftermath of a serendipitous discovery", ACTA PHARMACOLOGICA SINICA, vol. 31, no. 9, 2 August 2010 (2010-08-02), pages 1026-1030, XP055120925, ISSN: 1671-4083, DOI: 10.1038/aps.2010.107**

Note: Within nine months of the publication of the mention of the grant of the European patent in the European Patent Bulletin, any person may give notice to the European Patent Office of opposition to that patent, in accordance with the Implementing Regulations. Notice of opposition shall not be deemed to have been filed until the opposition fee has been paid. (Art. 99(1) European Patent Convention).

EP 2 668 951 B9

DescriptionField of the Art

5 **[0001]** The present invention relates to the use of a series of oxadiazole derivatives and the pharmaceutically acceptable solvates or salts thereof, which show capacity to modulate the biological responses mediated by the glucagon-like peptide type 1 (GLP-1) receptor. The compounds of the invention can activate, enhance or antagonize the functions regulated by the mentioned receptors, which include food intake control, body weight regulation, insulin secretion and carbohydrate metabolism regulation. These properties make them useful for the treatment of obesity, diabetes, hyper-
10 insulinism and their associated diseases.

State of the Art

15 **[0002]** The GLP-1 receptor is known to be involved in multiple diseases and disorders, such as for example, eating disorders, such as for example, appetite inhibition, obesity (Lancet 2009, 374, 1606-1616) or cardiovascular diseases (WO200108 9554, WO2003084563).

[0003] Type 2 diabetes is a progressive disease which is characterized by the presence of elevated blood glucose levels caused either by an insufficiency of the endocrine pancreas in the production of insulin or by the decrease of the sensitivity of body tissues to this hormone. There are more than 200 million people with type 2 diabetes worldwide and
20 this figure is expected to increase to 350 million in 2030 (Annals of Internal Medicine 1996; 124: 136-145.). One of the reasons for this increase is the current obesity epidemic, which is considered to be the main risk factor for type 2 diabetes. The sustained hyperglycemia which diabetes patients have leads to micro- and macrovascular complications which will lead to a reduction in the life expectancy of diabetic patients since they cause renal failure, cardiac failure, peripheral angiopathy and neuropathy the final expression of which will be the necrosis of the limbs. The persistence of this sustained
25 hyperglycemia can easily be controlled by measuring the blood glycated hemoglobin (HbA1c) levels (Lancet 1998; 352: 837-853).

[0004] Current therapies for type 2 diabetes are aimed at normalizing glycemia, reducing the HbA1c to 6%), with the long-term aim of preventing fatal consequences derived from the vascular damage associated with diabetes. This is achieved by means of multiple therapies aimed at reducing blood glucose or at increasing insulin secretion by the
30 endocrine pancreas. The therapeutic algorithms for diabetes always start with therapies which reduce the glucose levels, in order to incorporate, as the disease progresses, therapies capable of increasing insulin release or of sensitizing its action. The most recommended current treatments are (Diabetologia 2006; 49: 1711-1721):

- a) Decreasing the hepatic production of glucose with metformin
- 35 b) Decreasing the absorption of glucose with acarbose
- c) Increasing insulin release by means of sulfonylureas or metiglinides
- d) Decreasing insulin resistance with thiazolidinediones.
- e) Directly treating the disease with exogenously administered insulin.

40 **[0005]** All diabetes treatment algorithms start with metformin since it is the only medicinal product cheap, safe and with probable reduction of 15-year mortality (Lancet 1998; 352: 854-865), especially in obese patients. The only medicinal product retaining a higher efficacy over time than metformin is rosiglitazone, a thiazolidinedione, but its use causes a considerable weight gain. The second line of treatment corresponds to insulin-releasing drugs such as sulfonylureas and the metiglinides. They are cheap and safe, but cause hypoglycemias which are very inconvenient for the patient,
45 as well as a body weight gain (Lancet 1998; 352: 837-853).

[0006] The treatment algorithms become complicated since these drugs lose efficacy over time, so combined treatments with more than one drug from the previous groups are chosen in the following phase. In fact, the physicians must attempt personalizing the treatment based on the measurement of HbA1c, the body weight gain and the vascular damage. Despite all this, diabetes is a disease which progresses and a loss of beta cell mass occurs which leads to the need to
50 treat with insulin. Between the arrival of the treatment with insulin and the loss of activity of oral drugs, there was no therapeutic option which could solve both the deterioration of the insulin-secreting cells and the improvement in insulin secretion, focusing it only on the hyperglycemic episodes to prevent the hypoglycemias which limit the life of diabetic patients. This therapeutic niche was covered with the discovery of the glucagon-like peptide and the development of therapeutic strategies aimed at favoring its physiological action (Best Practice & Research Clinical Endocrinology &
55 Metabolism 23 (2009) 413-424).

[0007] The glucagon-like peptide type 1 (GLP-1) is a gastrointestinal peptide which is released by cells of the intestine and the endocrine pancreas in response to the elevation of certain nutrients in the plasma (for example, glucose). This peptide acts both in the free terminals of the peripheral sensory system innervating the intestine and in the insulin-secreting

cells of the pancreatic islets of Langerhans. Their actions are triple, on one hand, inhibiting intestinal motility, by reducing the absorption of glucose, reducing intake by means of a net reduction of the appetite and, on the other hand, enhancing glucose-dependent insulin release. In other words, it acts only when the glucose is elevated, therefore its efficacy as an insulin-releasing agent is not accompanied by the induction of hypoglycemias. This action selectivity defines a special subtype of physiological signals which are generically referred to as incretins (Cell Metab 2006; 3: 153-65) and are defined as those signals capable of increasing insulin release only in hyperglycemic conditions (See monograph Best Practice & Research Clinical Endocrinology & Metabolism 23 (2009).

[0008] The incretin function of GLP-1 is preserved in Diabetes. This fact has allowed designing therapeutic strategies based on drugs which directly or indirectly activate the GLP-1 receptor in the pancreatic cell (Lancet 2006; 368: 1696-1705). Due to the physiological actions of GLP-1, a drug based on its function could exert the following actions:

- a. Releasing insulin when the blood glucose is high without doing so when its levels are low. This would reduce the risks of hypoglycemias of current treatments.
- b. Preserving the beta cell mass of the endocrine pancreas due to its trophic action thereon.
- c. Decreasing the intestinal motility, preventing sudden rises of the glycemia.
- d. Reducing or maintaining the body weight due to its satiating actions.

[0009] These actions have achieved the authorization of two types of medicinal products based on the actions of GLP-1 for the treatment of Diabetes:

a. GLP-1 degradation inhibitors (Reviewed in Best Practice & Research Clinical Endocrinology & Metabolism 23 (2009) 479-486). The half-life of this peptide in blood is very low, 1 minute, due to the action of dipeptidyl peptidase type IV (DPPIV) present in blood and target tissues of GLP-1. There are three developed selective inhibitor drugs of this enzyme: Vidalgliptin (Galvus, Novartis, patent WO2007120936-A3); Sitagliptin (Januvia, Merck, patent WO2009085990-A2), and Saxagliptin (Bristol-Myeres-Squibb, patent WO2008131149-A3). These drugs are active by oral route.

b. GLP-1 analog peptides which are resistant to the degradation by DPPIV. (Reviewed in Lancet 2009; 374: 39-47; Best Practice & Research Clinical Endocrinology & Metabolism 23 (2009) 463-477) Two drugs have been developed, Exenatide (Byetta, Eli Lilly, patents WO 2003011892, WO 2005023291, WO 2007024700) and Liraglutide (Victoza, Novo-Nordisk, WO 2001035988). Both types of compounds must be injected in a parenteral formulation.

[0010] These drugs cover the need to treat diabetic patients in whom the drugs used in the traditional algorithms fail (for example, metformin + associated antidiabetic drug) and in whom the intention is to achieve a HbA1c < 6.5%, preserving the beta cell mass and with the capacity to prevent hypoglycemias and the obesity associated with said treatments as a complication.

[0011] A third class of drugs would correspond to the allosteric modulators of the GLP-1 receptor. This class of molecules would correspond to chemical structures or biological drugs (for example antibodies) with the capacity to interact with the GLP-1 receptor in a site of the receptor different from that used by the endogenous GLP-1 peptide or the exogenous agonists thereof, and with an activity enhancing the actions of these agonists. Only one embodiment, included in the patent of a monoclonal antibody with modulator capacity for the GLP-1 receptor (US 20060275288477), has been protected to date.

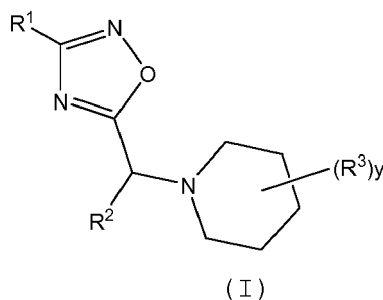
[0012] There are no non-peptide compounds with activity as agonists, allosteric modulators or antagonists of the GLP-1 receptor which have been approved for their use in humans. Non-peptide molecules with agonist capacity for the GLP-1 receptor (WO2005056537-A1, WO20066003096-A1) or antagonist capacity for a physiologically related hormone, glucagon (Patent WO2007123581-A1), have been described.

Brief Description of the Invention

[0013] The invention relates to the usefulness of molecules derived from 1,2,4 oxadiazole as modulators of the biological responses mediated by the GLP-1 peptide receptor, with allosteric modulator, agonist or antagonist capacity for the responses mediated by this peptide.

[0014] As a consequence, these compounds can be used for the preparation of a medicinal product for inducing satiety and controlling intake, modulating body fat and regulating lipid metabolism as well as for the preparation of a medicinal product for the prevention and/or the treatment of eating disorders or diseases, such as diabetes, obesity, anorexia, lipid dysfunction, hyperinsulinism, metabolic syndrome and cardiovascular diseases. The fundamental role of GLP-1 receptors and the agonist peptides thereof in the diseases described above is known.

[0015] According to a first aspect, the present invention relates to a compound of formula (I):



wherein

15 R¹ is selected from C₆-C₁₅ aryl, C₃-C₁₅ heteroaryl, C₇-C₁₅ arylalkyl and C₃-C₁₅ heteroarylalkyl;
R² is selected from hydrogen, C₁-C₆ alkyl and C₂-C₆ alkenyl; wherein each R³ is independently selected from the group consisting of:

20 C₂-C₁₅ heterocyclyl,
C₃-C₁₅ heteroaryl,
C₃-C₁₅ heterocyclalkyl,
C₁-C₆ alkyl, optionally substituted with -N(R⁷) (R⁸), C(O)R⁷, a 5 or 6-membered heterocycle, 5 or 6-membered heteroaryl, -OR⁷; -OR⁵,
-C(O)R⁵,
-C(O)N(R⁵) (R⁶), and
25 -N(R⁵) (R⁶),

30 R⁵ and R⁶ are independently selected from the group consisting of hydrogen, C₁-C₆ alkyl, C₃-C₇ cycloalkyl, C₆-C₁₅ aryl, C₃-C₁₅ heteroaryl, C₂-C₁₅ heterocyclyl, C₇-C₁₅ arylalkyl, C₃-C₁₅ heteroarylalkyl, -S(O)₂R⁹, -N(H) (R⁹) ;
R⁹ is independently selected from the group consisting of C₁-C₃ alkyl, C₆-C₁₀ aryl, C₇-C₁₁ arylalkyl and an amino acid;
each of these groups being able to be optionally substituted with a group which is selected from C₁-C₆ alkyl, C₁-C₆ haloalkyl, C₂-C₆ alkenyl, C₂-C₆ alkynyl, -OR⁷, -SR⁷, -S(O)R⁷, -S(O)₂R⁷, -OS(O)₂R⁷, -N(R⁷) (R⁸), C(O)R⁷, -C(O)OR⁸,
-C(O)N(R⁷) (R⁸), -OC(O)R⁷ and -N(R⁷)C(O)R⁸; R⁷ and R⁸ being independently selected from the group consisting of C₁-C₃ alkyl, C₆-C₁₅ aryl, C₃-C₁₅ heteroaryl, C₂-C₁₅ heterocyclyl, C₇-C₁₅ arylalkyl, C₃-C₁₅ heteroarylalkyl, C₃-C₁₅ heterocyclalkyl; optionally substituted with C₁-C₃ alkyl, C₁-C₃ haloalkyl or -O-(C₁-C₃) alkyl;
35 y is 1, 2, 3, 4 or 5; and

or a pharmaceutically acceptable salt or solvate thereof, for use in the prevention and/or the treatment of a disease in which GLP-1 receptor participates or mediates which is an eating disorder or disease selected from the list comprising: obesity, anorexia, lipid dysfunction, diabetes, hyperinsulinism and cardiovascular diseases and metabolic syndrome.

40 **[0016]** This aspect includes a compound of formula (I), as it has been defined above, a pharmaceutically acceptable salt or solvate thereof, for its use in the prevention and/or the treatment of a disease in which the GLP-1 receptor participates or mediates.

45 **[0017]** In a particular embodiment, the disease in which the GLP-1 receptor participates or mediates is an eating disorder or disease, preferably obesity, anorexia, lipid dysfunction, diabetes, hyperinsulinism, cardiovascular diseases and metabolic syndrome. In a more preferred embodiment, the eating disorder or disease is diabetes.

[0018] Another particular embodiment relates to the use of a compound of formula (I) for reducing body fat. In a particular embodiment, said fat is selected from subcutaneous fat and visceral fat. Another particular embodiment relates to the use of a compound of formula (I) for inducing satiety and controlling intake.

50 **[0019]** An additional aspect of the invention is a compound of formula (I), as it has been defined above, for its use as a medicinal product.

[0020] An additional aspect of the invention is a pharmaceutical composition comprising a compound of formula (I), as it has been defined above, and a pharmaceutically acceptable vehicle.

55 **[0021]** An additional aspect of the invention is the cosmetic use of a compound of formula (I), as it has been defined above, for the treatment of a condition in which the GLP-1 receptor participates or mediates, wherein said condition is obesity.

[0022] An additional aspect of the invention is a cosmetic composition comprising a compound of formula (I), as it has been defined above, and a cosmetically acceptable vehicle.

Brief Description of the Drawings**[0023]**

5 Figure 1 - Compounds which enhance satiety mediated by a GLP-1 receptor agonist (Exendin 4) and compounds which antagonize satiety mediated by a GLP-1 receptor agonist (Exendin 4). Compounds C1 to C6 detailed in this invention enhance the decrease of food intake induced by Exendin 4, whereas compounds C7 to C12 antagonize it.

10 Figure 2 - *In vitro* activation in rat insulinoma cells of the insulin secretion activated by selected compounds of the invention. Compounds C1, C4, C5 and C6 are direct activators of the glucose-activated insulin secretion.

Figure 3 - Compounds which enhance GLP-1-activated insulin secretion. Compounds C1, C3, C4, C5 and C6 of the invention enhance the glucose-dependent insulin release caused by GLP-1 (10 nM) in rat insulinoma cells.

Figure 4 - Allosteric modulation of GLP-1-stimulated insulin secretion. Compound C6 at a concentration 0.1 nM enhances the insulin release stimulated by increasing doses of GLP-1 in insulinoma cells.

15 Figure 5 - Allosteric modulation of GLP-1-stimulated insulin secretion. Compound C6 enhances in a dose-dependent manner the insulin secretion stimulated by a fixed concentration of 0.2 nM GLP-1 in insulinoma cells.

Figure 6 - Compound C6 improves the physiological response in the parenteral glucose overload test in rats. These results indicate that the direct insulin release effect caused by compound C6 *in vitro* also occurs *in vivo*.

Figure 7 - Compound C6 improves the management of glycemia in the parenteral glucose overload test in rats. The compound induces in a dose-dependent manner a reduction of the intensity of the hyperglycemia, as shown by the analysis of the area under the curve of the glycemia shown in Figure 6.

20

Detailed Description of the Invention

[0024] In the context of the present invention, the following terms have the meaning which is detailed below.

25 **[0025]** The term "alkyl" refers, in the present invention, to linear or branched hydrocarbon chain radicals which are attached to rest of the molecule by means of a single bond, for example, methyl, ethyl, n-propyl, i-propyl, n-butyl, tert-butyl, sec-butyl, n-pentyl, n-hexyl, etc.

[0026] The terms "alkenyl" and "alkynyl" refer to a linear or branched hydrocarbon chain radical which contains one or more double or triple carbon-carbon bonds, respectively and which is attached to the rest of the molecule by means of a single bond, for example, vinyl, 1-propenyl, allyl, isoprenyl, 2-butenyl, 1, 3-butadienyl, -CCH, CH₂CCH, CCCH₃, CH₂CCCH₃, etc.

30

[0027] The term "aryl" refers to an aromatic group comprising 1, 2 or 3 aromatic nuclei, optionally fused, including for example phenyl, naphthyl, diphenyl, indenyl, phenanthryl, etc.

[0028] "Heteroaryl" refers to a stable 3 to 15-membered aromatic ring radical consisting of one to five heteroatoms selected from the group consisting of nitrogen, oxygen and sulfur. In an embodiment of the invention, the heteroaryl group is a 3 to 10 or 5 to 6-membered aromatic ring radical. The heteroaryl can be a monocyclic, bicyclic or tricyclic ring system which can include fused ring systems; and the nitrogen, carbon or sulfur atoms in the heteroaryl radical can optionally be oxidized; or the nitrogen atom can optionally be quaternized. Possible examples of heteroaryl include benzimidazole, benzothiazole, furan, pyrrole, thiophene, pyridine, pyrimidine, isothiazole, isoxazole, imidazole, indole, purine, quinoline, thiazole.

35

[0029] The term "cycloalkyl" refers to a saturated or partially saturated mono- or polycyclic aliphatic group which is attached to the rest of the molecule by means of a single bond, including, for example and in a non-limiting sense, cyclopropyl, cyclohexyl, cyclopentyl, etc.

[0030] "Heterocyclyl" refers to a stable 3 to 15-membered ring radical, preferably a 3 to 10-membered ring, more preferably a 5 or 6-membered ring radical, which consists of carbon atoms and from one to five heteroatoms selected from the group consisting of nitrogen, oxygen and sulfur and which can be partially or completely saturated. For the purposes of this invention, the heterocycle can be a monocyclic, bicyclic or tricyclic ring system which can include fused ring systems; and the nitrogen, carbon or sulfur atoms in the heterocyclyl radical can optionally be oxidized; and the nitrogen atom can optionally be quaternized. Examples of such heterocycles include, but are not limited to, pyrrolidine, piperidine, piperazine, morpholine, thiomorpholine, tetrahydrofuran, tetrahydroisoquinoline.

40

[0031] The term "arylalkyl" refers to an alkyl group substituted with an aryl group as it was defined above. Examples of such groups include, but are not limited to, benzyl, phenylethyl, phenylpropyl, naphthylmethyl, etc.

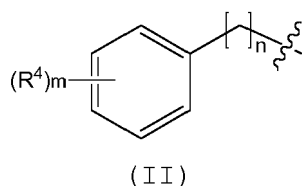
[0032] The term "heteroarylalkyl" refers to an alkyl group substituted with a heteroaryl group as it was defined above.

[0033] The term "heterocyclylalkyl" refers to an alkyl group substituted with a heterocyclyl group as it was defined above.

55 **[0034]** The term "haloalkyl" refers to an alkyl group as it was defined above, wherein at least one of the hydrogen atoms has been substituted with a halogen group, for example CF₃, CCl₃, CHF₂, CF₂CF₃, etc.

[0035] In a particular embodiment, R¹ is selected from C₆-C₁₅ aryl, C₃-C₁₅ heteroaryl, C₇-C₁₅ arylalkyl and C₃-C₁₅ heteroarylalkyl; optionally substituted with C₁-C₃ alkyl, C₁-C₃ haloalkyl, -OR⁷ or -SR⁷, wherein R⁷ is as defined in claim 1.

[0036] In another particular embodiment, R¹ is a compound of general formula (II):



10 wherein

n is 0, 1, 2, 3 or 4, preferably 0 or 1,

m is 0, 1, 2, 3, 4 or 5, preferably 0, 1 or 2, and

15 R⁴ is selected from the group consisting of C₁-C₃ alkyl, C₁-C₃ haloalkyl, -OR⁷, -SR⁷; R⁷ being selected from the group consisting of C₁-C₃ alkyl, C₆-C₁₅ aryl, C₃-C₁₅ heteroaryl, C₂-C₁₅ heterocyclyl, C₇-C₁₅ arylalkyl, C₃-C₁₅ heteroarylalkyl, C₃-C₁₅ heterocyclalkyl. Preferably, R⁴ is selected from trifluoromethyl, methoxyl, halogen, acetyl, methoxycarbonyl and methyl.

20 **[0037]** More preferably, R¹ is selected from



[0038] According to another particular embodiment, each R³ is independently selected from the group consisting of:

C₂-C₁₅ heterocyclyl,

C₃-C₁₅ heteroaryl,

30 C₃-C₁₅ heterocyclalkyl,

C₁-C₆ alkyl, optionally substituted with -N(R⁷) (R⁸), -C(O)R⁷, -N(R⁷)C(O)R⁸, a 5 or 6-membered heterocycle, 5 or 6-membered heteroaryl, -OR⁷;

-OR⁵,

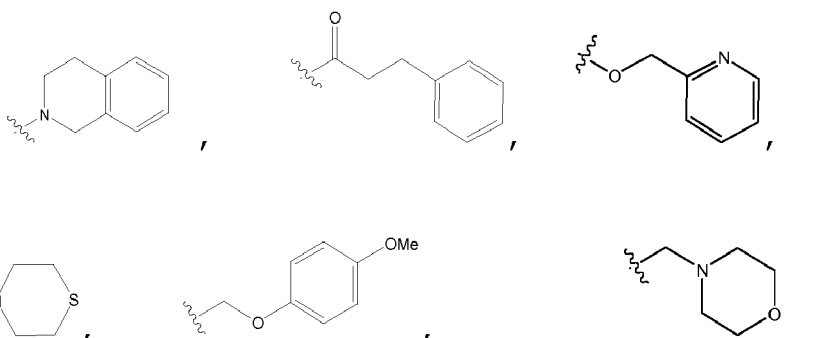
35 -C(O)R⁵,

-C(O)N(R⁵) (R⁶), and

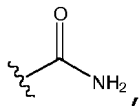
-N(R⁵) (R⁶),

wherein R⁵, R⁶, R⁷ and R⁸ are as defined above.

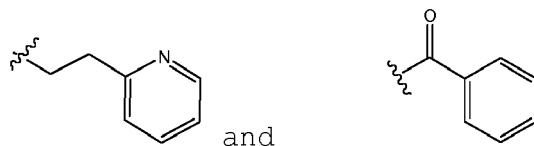
40 **[0039]** Preferably, each R³ is independently selected from:



5



10



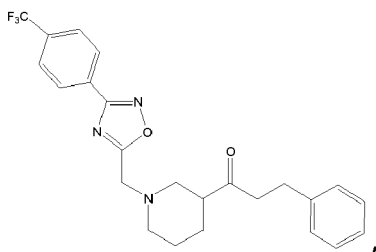
and

[0040] According to a particular embodiment of the invention, R² is hydrogen.

[0041] In a preferred embodiment of the invention, y is 1 or 2, more preferably 1. According to another particular embodiment, R³ is in the para position with respect to the nitrogen of the morpholine group. According to another particular embodiment, R³ is in the meta position with respect to the nitrogen of the morpholine group.

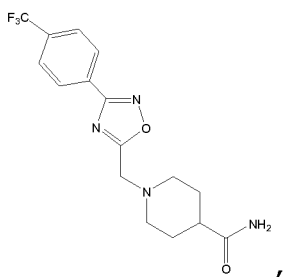
[0042] In another particular embodiment, the compound of formula (I) is selected from the group consisting of:

20

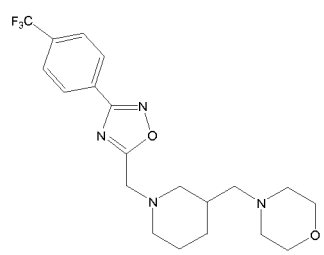
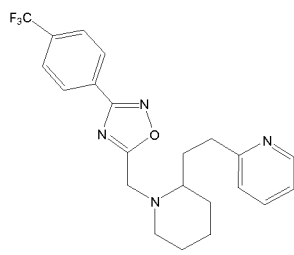


25

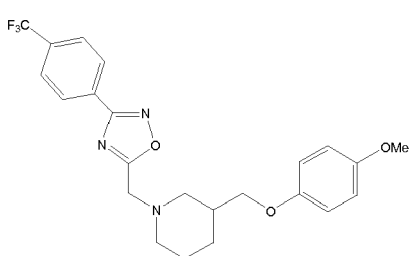
30



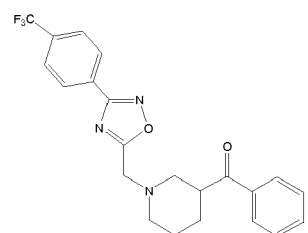
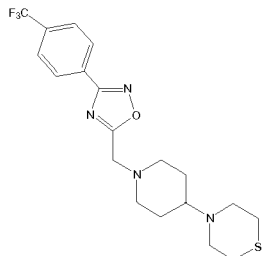
35



40

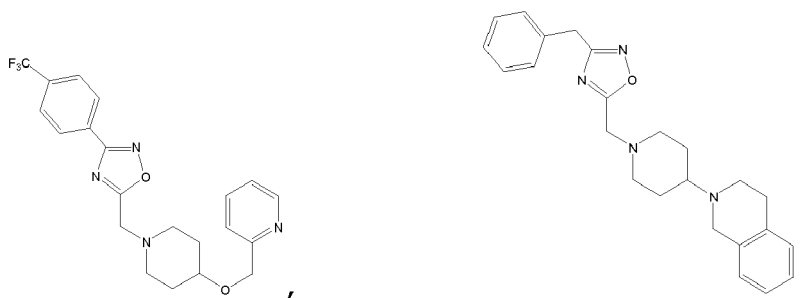


45

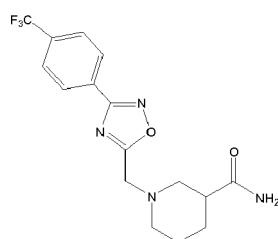


50

55



and



or a stereoisomer, a pharmaceutically acceptable solvate or salt thereof.

[0043] In another preferred embodiment, the compound of general formula (I) refers to a compound which is selected from the following group:

C1

3-phenyl-1-[(3R)-1-[[3-[4-(trifluoromethyl)phenyl]-1,2,4-oxadiazol-5-yl]methyl]piperidin-3-yl]propan-1-one,

C4

1[[3-[4-(trifluoromethyl)phenyl]-1,2,4-oxadiazol-5-yl]methyl]piperidin-4-carboxamide,

C5

5-[[[(2S)-2-(2-pyridin-2-ylethyl)piperidin-1-yl]methyl]-3-[4-(trifluoromethyl)phenyl]-1,2,4-oxadiazole,

C6

4-[[1[[3-[4-(trifluoromethyl)phenyl]-1,2,4-oxadiazol-5-yl]methyl]piperidin-3-yl]methyl]morpholine,

C7

5-[[[(3S)-3-[(4-methoxyphenoxy)methyl]piperidin-1-yl]methyl]-3-[4-(trifluoromethyl)phenyl]-1,2,4-oxadiazole,

C8

5-[(4-thiomorpholin-4-yl)piperidin-1-yl]methyl]-3-[4-(trifluoromethyl)phenyl]-1,2,4-oxadiazole,

C9

phenyl-[(3R)-1-[[3[[3-[4-(trifluoromethyl)phenyl]-1,2,4-oxadiazol-5-yl]methyl]piperidin-3-yl]methanone,

C10

5-[[4-(pyridin-2-ylmethoxy)piperidin-1-yl]methyl]-3-[4-(trifluoromethyl)phenyl]-1,2,4-oxadiazole,

C11

3-benzyl-5-[[4-(3,4-dihydro-1H-isoquinolin-2-yl)piperidin-1-yl]methyl]-1,2,4-oxadiazole, and

C12

(3R)-1-[[[3-[4-(trifluoromethyl)phenyl]-1,2,4-oxadiazol-5-yl]methyl]piperidin-3-carboxamide.

or a pharmaceutically acceptable solvate or salt thereof.

[0044] The compounds of the present invention represented by formula (I) can include isomers, depending on the presence of multiple bonds, including optical isomers or enantiomers, depending on the presence of chiral centers. The individual isomers, enantiomers or diastereoisomers and the mixtures thereof fall within the scope of the present invention, i.e., the term isomer also refers to any mixture of isomers, such as diastereomers, racemates, etc., even to their optically active isomers or the mixtures in different proportions thereof. The individual enantiomers or diastereoisomers, as well as their mixtures, can be separated by means of conventional techniques.

[0045] The compounds of the invention can be in crystalline form as free compounds or as solvates. In this sense, the term "solvates", as used herein, refers to any form of the active compound having another solvent molecule attached

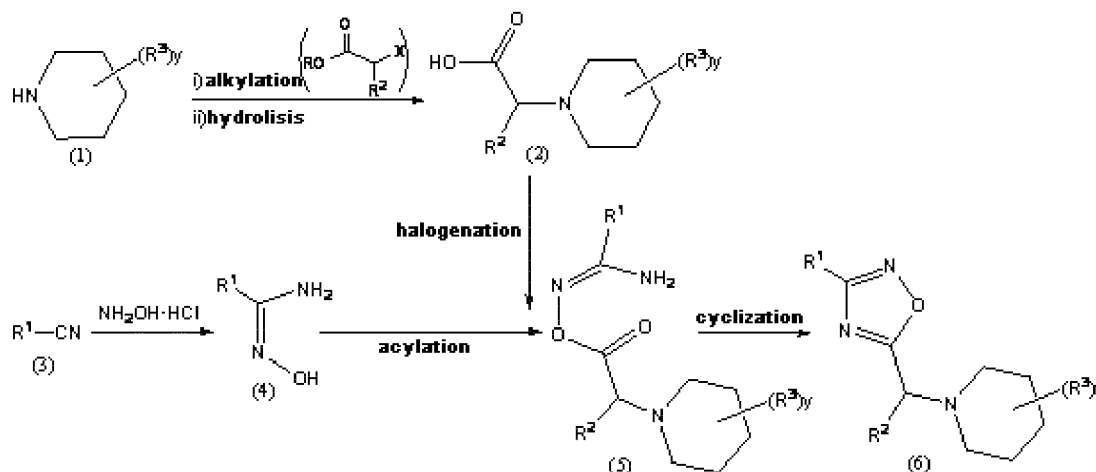
thereto by means of a non-covalent bond, includes both pharmaceutically acceptable solvates, i.e., solvates of the compound of formula (I) which can be used in the preparation of a medicinal product, and non-pharmaceutically acceptable solvates, which can be used in the preparation of pharmaceutically acceptable solvates or salts. The nature of the pharmaceutically acceptable solvate is not critical provided that it is pharmaceutically acceptable. In a particular embodiment, the solvate is a hydrate or an alcoholate. The solvates can be obtained by conventional solvation methods known by the persons skilled in the art.

[0046] For their application in therapy, the compounds of formula (I), the salts or solvates thereof, will preferably be in a pharmaceutically acceptable or substantially pure form, i.e., having a pharmaceutically acceptable purity level excluding the normal pharmaceutical additives such as diluents and carriers, and not including material considered to be toxic at normal dosage levels. The purity levels for the active ingredient are preferably greater than 50%, more preferably greater than 70%, and still more preferably greater than 90%. In a preferred embodiment, they are greater than 95% of compound of formula (I), or of the salts, solvates or prodrugs thereof.

[0047] For example, pharmaceutically acceptable salts of compounds provided herein are synthesized from the original compound which contains an acid or basic moiety by means of conventional chemical methods. Generally such salts are prepared, for example, by reacting the free acid or base forms of these compounds with a stoichiometric amount of the suitable base or acid in water or in an organic solvent or in a mixture of the two. Non-aqueous media such as ether, ethyl acetate, ethanol, isopropanol or acetonitrile are generally preferred. Examples of acid addition salts include mineral acid addition salts such as, for example, hydrochloride, hydrobromide, hydroiodide, sulfate, nitrate, phosphate, and organic acid addition salts such as, for example, acetate, maleate, fumarate, citrate, oxalate, succinate, tartrate, malate, mandelate, methanesulfonate and p-toluenesulfonate. Examples of alkali additional salts include inorganic salts such as, for example, sodium, potassium, calcium, ammonium, magnesium, aluminium and lithium salts, and organic alkaline salts such as, for example, ethylenediamine, ethanolamine, N,N-dialkyleneethanolamine, triethanolamine, glucamine and basic amino acid salts. Preferably, as used herein, the term "pharmaceutically acceptable" means approved by a regulatory agency of the federal government or of a state or listed in the U.S. Pharmacopoeia or another generally recognized pharmacopoeia for its use in animals and more particularly in humans.

[0048] Unless otherwise established, the compounds of the invention also include compounds which differ only in the presence of one or more isotopically enriched atoms. For example, compounds having the present structures except for the substitution of a hydrogen with a deuterium or tritium, or the substitution of a carbon enriched with ^{13}C or ^{14}C or nitrogen enriched with ^{15}N are within the scope of this invention.

[0049] The compounds of the present invention were commercially obtained (Chembridge, California). Alternatively, the compounds of the invention can be prepared according to the following synthetic scheme, using commercial reagents and following commonly accepted methods known by the person skilled in the art:



[0050] The initial material (1) is commercially available (for example 4-(dimethylamino)piperidine, from ChemBridge Corporation, 16981 Via Tazon, Suite G, San Diego, CA 92127). The piperidine can be transformed into the ester (2), for example by means of reaction with ethyl bromoacetate, and subsequently into the corresponding acid derivative, such as for example into the acid chloride, by means of hydrolysis of the ester to acid and subsequent reaction with a halogenating agent such as SOCl_2 , PCl_5 , COCl_2 or PBr_3 .

[0051] Likewise, material (3) can be found commercially (for example 4-(trifluoromethyl)benzonitrile or benzyl cyanide, from Sigma Aldrich, 3050 Spruce St, St. Louis, 6310 USA). The 1,2,4 oxadiazole derivative can be obtained as described by Almstead, N et al. in WO2008030570-A1, by means of the reaction of the cyano group with hydroxylamine, the

acylation with the acid halide derived from the compounds (2), followed by cyclization.

[0052] In another aspect, the present invention also relates to the use of pharmaceutical compositions comprising at least one compound of the invention as described above, or a pharmaceutically acceptable salt or solvate thereof, together with a carrier, an excipient or a pharmaceutically acceptable vehicle, in the preparation of a medicinal product for the prevention and/or the treatment of a disease in which the GLP-1 receptor participates or mediates. Preferably, for the prevention and/or the treatment of an eating disorder or disease, preferably obesity, anorexia, lipid dysfunction, diabetes, hyperinsulinism, cardiovascular diseases and metabolic syndrome. In a more preferred embodiment, the eating disorder or disease is diabetes, or for reducing subcutaneous fat and/or for inducing satiety and controlling intake.

[0053] The pharmaceutical compositions according to the present invention can be found in any suitable form for their administration to humans and/or animals, preferably humans, including babies, children and adults and can be prepared by standard processes known by the persons skilled in the art. They can be prepared by standard processes known by the persons skilled in the art, for example, from the index of "Pharmaceutics: The Science of Dosage Forms, second edition, Aulton, M.E. (ed.) Churchill Livingstone, Edinburgh (2002); "Encyclopedia of Pharmaceutical Technology", second edition, Swarbrick, J. and Boylan J.C. (eds.), Marcel Dekker, Inc. Nueva York (2002); "Modern Pharmaceutics", fourth edition, Banker G.S. and Rhodes C.T. (eds.) Marcel Dekker, Inc. New York 2002 and "The Theory and Practice of Industrial Pharmacy", Lachman L., Lieberman H. and Kanig J. (eds.), Lea & Febiger, Philadelphia (1986). The respective descriptions are incorporated in this document by reference and form part of the description. The composition of the pharmaceutical composition can vary depending on the route of administration.

[0054] The pharmaceutical composition of the invention can be administered in a plurality of pharmaceutical dosage forms, for example, solids and liquids, etc. Illustrative non-limiting examples of said pharmaceutical dosage forms of the pharmaceutical composition of the invention include:

- oral formulations (liquids, solution, suspension, emulsion, gel, paste, powder, etc.); solid formulations, such as tablets (for example, soluble tablet, dispersible tablet, coated tablet, film-coated tablet, effervescent tablet, orodispersible tablet, gastro-resistant tablet, prolonged-release tablet, modified-release tablet, buccal tablet, chewable tablet, etc.); capsules (for example, hard, soft, gastro-resistant hard or soft capsule, prolonged-release hard or soft capsule, modified-release hard or soft capsule, etc.); pills;
- transdermal patches;
- creams;
- suppositories; or
- for intraperitoneal administration.

[0055] The term "vehicle" refers to a diluent, adjuvant, excipient or vehicle with which the active ingredient is administered. Such pharmaceutical vehicles can be sterile liquids, such as water or oils, including those of petroliferous, animal, vegetal or synthetic origin, such as peanut oil, soybean oil, mineral oil, sesame oil and the like. Water or aqueous solution salines and aqueous solutions of dextrose and glycerol, particularly for injectable solutions, are preferably used as vehicles. Suitable pharmaceutical vehicles are described in "Remington's Pharmaceutical Sciences" by E.W. Martin.

[0056] The compounds described in the present invention, the salts and/or solvates thereof as well as the pharmaceutical compositions containing them can be used together with other additional drugs or active ingredients to provide a combination therapy. Said additional drugs can form part of the same pharmaceutical composition or, alternatively, they can be provided in the form of a separate composition for its simultaneous or non-simultaneous administration with respect to that of the pharmaceutical composition comprising a compound of formula (I), or a salt, prodrug or solvate thereof. In a preferred embodiment, the pharmaceutical composition comprises another active ingredient selected from the following list:

- a. Protease-resistant GLP-1 receptor agonists
- b. Inhibitors of proteases NEP and DPPIV
- c. GLP-1 secretagogues
- d. Sulfonylureas
- e. Biguanides including metformin
- f. Metiglinides
- g. Thiazolidinediones
- h. Alpha-glucosidase inhibitors
- i. Human insulin and human insulin analogs
- j. Hypolipidemic drugs including statins, and alpha, gamma and delta subtype peroxisome proliferator receptor agonists.

[0057] In the sense used in this description, the expression "therapeutically effective amount" refers to the amount of

the agent or compound capable of developing the therapeutic action determined by its pharmacological properties, calculated to produce the desired effect and it will generally be determined, among other causes, by the own characteristics of the compounds, including the age, condition of the patient, the severity of the alteration or disorder, and the route and frequency of administration.

5 [0058] The administered amount of a compound of the present invention will depend on the relative efficacy of the chosen compound, the severity of the disease to be treated and the weight of the patient. However, the compounds of this invention will be administered one or more times a day, for example 1, 2, 3 or 4 times daily, with a total dose between 0.1 and 1000 mg/Kg/day. It is important to take into account that it may be necessary to introduce variations in the dose, depending on the age and on the condition of the patient, as well as modifications in the route of administration.

10 [0059] Throughout the description and the claims, the word "comprises" and its variants do not intend to exclude other technical features, additives, components or steps. For the persons skilled in the art, other objects, advantages and features of the invention will be inferred partly from the description and partly from the practice of the invention. The following examples and figures are provided by way of illustration and are not intended to limit the present invention.

15 Examples

[0060] A series of examples is shown below, which examples are set forth at all times to illustrate the general experimental procedures supporting the claims. According to the above, the following section of examples by no means intends to limit the scope of the invention contemplated in the present specification.

20 [0061] In this specification, the symbols and conventions used in these procedures, schemes and examples are consistent with those used in the International System and contemporary scientific literature, for example, the Journal of Medicinal Chemistry. Unless otherwise indicated, all the starting materials were obtained from commercial suppliers (Sigma Chemicals (Chemical reagents and culture media, general laboratory products; Invitrogen (Culture media), Tocris Cookson (GLP-1 and Exendin 4); Harlan (animals)) and were used without additional purification. Specifically, the following abbreviations can be used in the examples and throughout the entire specification: g (grams); mg (milligrams); kg (kilograms); μ g (micrograms); L (liters); mL (milliliters); μ L (microliters); mmol (millimoles); mol (moles); °C (degrees Celsius); M (molar); DMSO (dimethylsulfoxide); PBS (phosphate-buffered saline). The specific compounds that the experiments and figures refer to are compounds C1 to C12 mentioned above.

30 In vivo experiments

[0062] All the *in vivo* experiments were performed using male Wistar rats with a weight of 200-450 g. The animals were housed in individual cages in a room with controlled temperature (23°C) and humidity (50%) with a 12/12 light and dark cycle. The animals had water and food *ad libitum* except in specific experimental procedures. The animals were handled once a day during the two days before the experimental sessions. All the products were dissolved in a mixture of 5% DMSO, 5% Tween 60/90% saline and intraperitoneally administered. The vehicle was 0.9% sterile saline for the parenteral glucose overload.

40 Intake control assay

[0063] The acute effect on the intake of all the products was tested in animals which had fasted for 24 hours. Thirty minutes after the injection, the previously weighed food was replaced in the cage. The food was weighed 30, 60, 120 and 240 minutes after the start of the test. All the intake experiments were performed with groups of 8 animals (n=8) (Figure 1). In the experiments for the identification of candidate compounds, those compounds capable of enhancing the effects of reducing the intake of a dose of the GLP-1 or Exendin 4 agonist which causes 50% of the maximum effect were sought. This strategy allows identifying the compounds which enhance or inhibit the actions of the GLP-1 receptor agonists (see figure 1) and checking if they are active *per se* or are allosteric modulators of the actions of the mentioned peptides.

50 In vitro insulin secretion assay

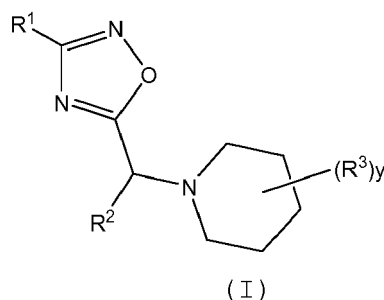
[0064] The insulin secretion studies were performed in INS1E cells cultured in RPMI 1640 medium (Invitrogen, Switzerland) containing 11 mM glucose. The culture medium was supplemented with 10 mM HEPES (pH 7.3), 10% (v/v) heat-inactivated fetal bovine serum (Brunschwig AG, Switzerland), 50 mM β -mercaptoethanol, 1 mM sodium pyruvate, 50 mg/ml penicillin and 100 mg/ml streptomycin (INS medium). Static secretion studies were performed in culture plates with a diameter of 2.5 cm in which the cells were grown until reaching confluence criteria. The *in vitro* studies allowed identifying compounds with intrinsic capacity to release insulin (Figure 2) or which enhance the incretin actions of GLP-1 (Figures 3, 4 and 5).

Parenteral glucose overload assay

[0065] The parenteral glucose overload assay was performed in male Wistar rats (Harlan, Barcelona) deprived of food for 18 hours. The animals received an injection of sterile saline containing glucose which was administered at the dose of 2 gr/kg in a volume of 2 ml/kg. The plasma glucose levels were measured by means of glucometers in tail blood using reactive strips of glucose oxidase, at times 0, 5, 10, 15, 30, 45, 60 and 120 minutes after the administration of glucose. The animals received an injection of the drugs under study 15 minutes before the administration of intraperitoneal glucose. After measuring the glucose, an analysis under the curve for compound and dose was performed. This analysis allows evaluating the time intensity of the hyperglycemia. An embodiment for compound C6 is shown (Figures 6 and 7).

Claims

1. A compound of formula (I):



wherein

R¹ is selected from C₆-C₁₅ aryl, C₃-C₁₅ heteroaryl, C₇-C₁₅ arylalkyl and C₃-C₁₅ heteroarylalkyl;

R² is selected from hydrogen, C₁-C₆ alkyl and C₂-C₆ alkenyl;

wherein each R³ is independently selected from the group consisting of:

C₂-C₁₅ heterocyclyl,

C₃-C₁₅ heteroaryl,

C₃-C₁₅ heterocyclylalkyl,

C₁-C₆ alkyl, optionally substituted with -N(R⁷) (R⁸), C(O)R⁷, a 5 or 6-membered heterocycle, 5 or 6-membered heteroaryl, -OR⁷;

-OR⁵,

-C(O)R⁵,

-C(O)N(R⁵) (R⁶), and

-N(R⁵) (R⁶), R⁵ and R⁶ are independently selected from the group consisting of hydrogen, C₁-C₆ alkyl, C₃-C₇ cycloalkyl, C₆-C₁₅ aryl, C₃-C₁₅ heteroaryl, C₂-C₁₅ heterocyclyl, C₇-C₁₅ arylalkyl, C₃-C₁₅ heteroarylalkyl, -S(O)₂R⁹, -N(H)(R⁹);

R⁹ is independently selected from the group consisting of C₁-C₃ alkyl, C₆-C₁₀ aryl, C₇-C₁₁ arylalkyl and an amino acid;

each of these groups being able to be optionally substituted with a group which is selected from C₁-C₆ alkyl, C₁-C₆ haloalkyl, C₂-C₆ alkenyl, C₂-C₆ alkynyl, -OR⁷, -SR⁷, -S(O)R⁷, -S(O)₂R⁷, -OS(O)₂R⁷, -N(R⁷) (R⁸), C(O)R⁷, -C(O)OR⁸, -C(O)N(R⁷) (R⁸), -OC(O)R⁷ and -N(R⁷)C(O)R⁸; R⁷ and R⁸ being independently selected from the group consisting of C₁-C₃ alkyl, C₆-C₁₅ aryl, C₃-C₁₅ heteroaryl, C₂-C₁₅ heterocyclyl, C₇-C₁₅ arylalkyl, C₃-C₁₅ heteroarylalkyl, C₃-C₁₅ heterocyclylalkyl;

optionally substituted with C₁-C₃ alkyl, C₁-C₃ haloalkyl or -O-(C₁-C₃) alkyl;

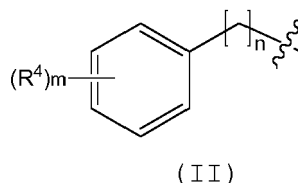
y is 1, 2, 3, 4 or 5; and

or a pharmaceutically acceptable solvate or salt thereof, for use in the prevention and/or the treatment of a disease in which the GLP-1 receptor participates or mediates which is an eating disorder or disease selected from the list comprising: obesity, anorexia, lipid dysfunction, diabetes, hyperinsulinism and cardiovascular diseases and meta-

bolic syndrome.

2. The compound for use according to claim 1, wherein R¹ is selected from C₆-C₁₅ aryl, C₃-C₁₅ heteroaryl, C₇-C₁₅ arylalkyl and C₃-C₁₅ heteroarylalkyl; optionally substituted with C₁-C₃ alkyl, C₁-C₃ haloalkyl, -OR⁷ or -SR⁷, wherein R⁷ is as defined in claim 1.

3. The compound for use according to claim 2, wherein R¹ is a radical of general formula (II):



wherein

n is 0, 1, 2, 3 or 4,

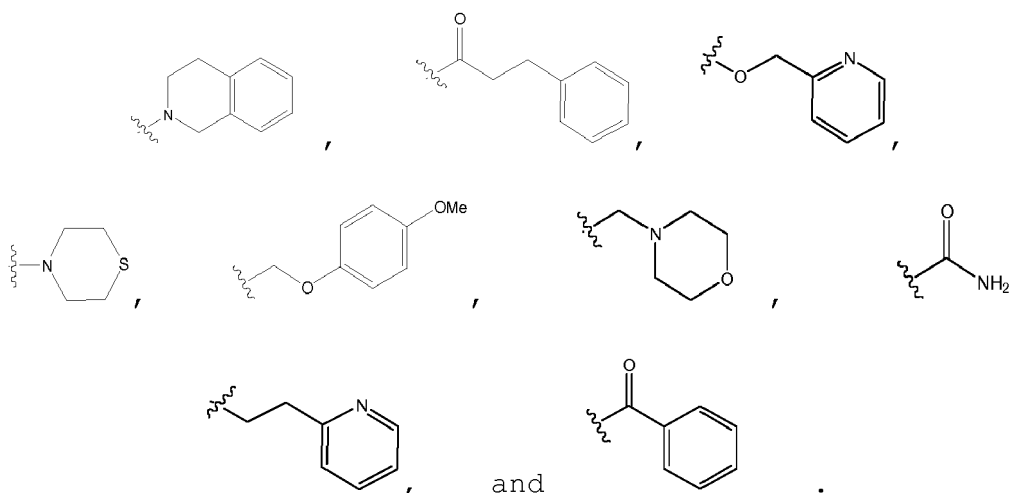
m is 0, 1, 2, 3, 4 or 5, and

R⁴ is selected from the group consisting of C₁-C₃ alkyl, C₁-C₃ haloalkyl, -OR⁷, -SR⁷; R⁷ being selected from the group consisting of C₁-C₃ alkyl, C₆-C₁₅ aryl, C₃-C₁₅ heteroaryl, C₂-C₁₅ heterocyclyl, C₇-C₁₅ arylalkyl, C₃-C₁₅ heteroarylalkyl, C₃-C₁₅ heterocyclalkyl.

4. The compound for use according to claim 3, wherein R¹ is selected from



5. The compound for use according to claim 1, wherein each R³ is independently selected from:

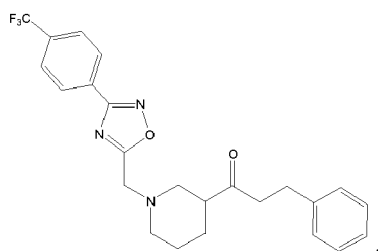


6. The compound for use according to any of the preceding claims, wherein R² is hydrogen.

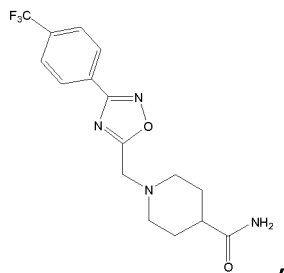
7. The compound for use according to any of the preceding claims, wherein y is 1 or 2.

8. The compound for use according to any of the preceding claims, wherein the compound of formula (I) is selected from:

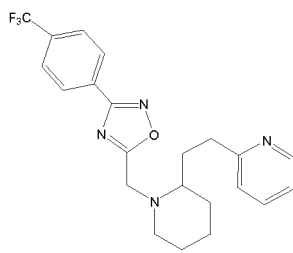
5



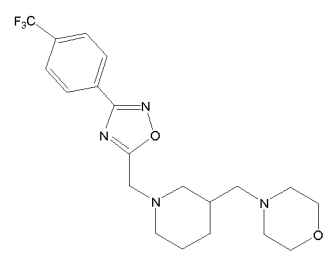
10



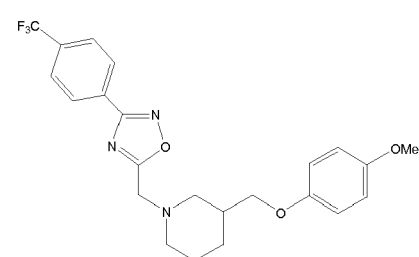
15



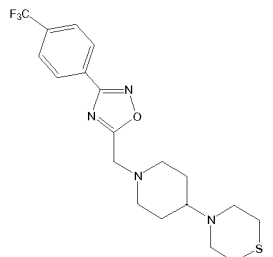
20



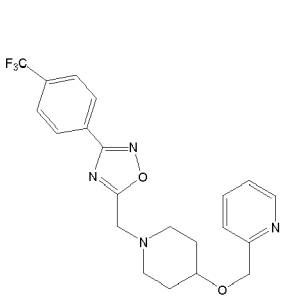
25



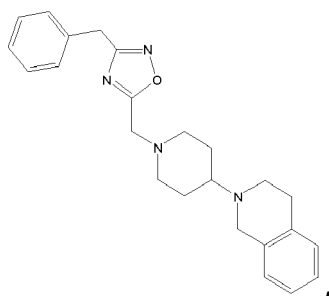
30



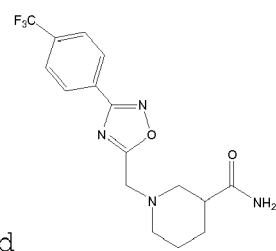
35



40



and



the stereoisomers thereof, or a pharmaceutically acceptable solvate or salt thereof.

9. The compound for use according to any of the preceding claims, wherein the compound of formula (I) is selected from:

45

- 3-phenyl-1-[(3R)-1-[[3-[4-(trifluoromethyl)phenyl]-1,2,4-oxadiazol-5-yl]methyl]piperidin-3-yl]propan-1-one,
- 1[[3-[4-(trifluoromethyl)phenyl]-1,2,4-oxadiazol-5-yl]methyl]piperidin-4-carboxamide,
- 5-[[3-[4-(trifluoromethyl)phenyl]-1,2,4-oxadiazol-5-yl]methyl]piperidin-1-yl]methyl]-3-[4-(trifluoromethyl)phenyl]-1,2,4-oxadiazole,
- 4-[[1[[3-[4-(trifluoromethyl)phenyl]-1,2,4-oxadiazol-5-yl]methyl]piperidin-3-yl]methyl]morpholine,
- 5-[[3-[4-(trifluoromethyl)phenyl]-1,2,4-oxadiazol-5-yl]methyl]piperidin-1-yl]methyl]-3-[4-(trifluoromethyl)phenyl]-1,2,4-oxadiazole,
- 5-[[4-(thiomorpholin-4-yl)piperidin-1-yl]methyl]-3-[4-(trifluoromethyl)phenyl]-1,2,4-oxadiazole,
- phenyl-[(3R)-1-[[3[[3-[4-(trifluoromethyl)phenyl]-1,2,4-oxadiazol-5-yl]methyl]piperidin-3-yl]methoxy]piperidin-1-yl]methyl]-3-[4-(trifluoromethyl)phenyl]-1,2,4-oxadiazole,
- 3-benzyl-5-[[4-(3,4-dihydro-1H-isoquinolin-2-yl)piperidin-1-yl]methyl]-1,2,4-oxadiazole, and
- (3R)-1-[[[3-[4-(trifluoromethyl)phenyl]-1,2,4-oxadiazol-5-yl]methyl]piperidin-3-carboxamide,

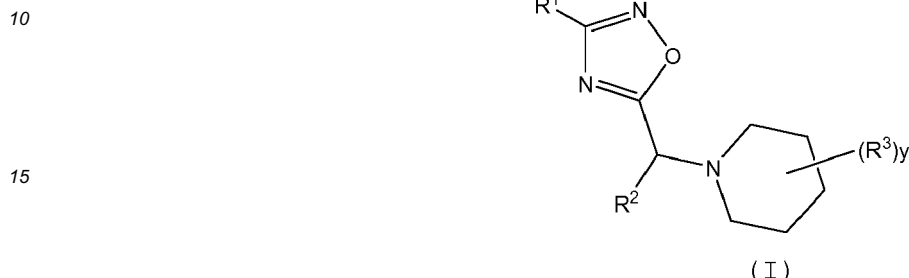
55

or a pharmaceutically acceptable solvate or salt thereof.

10. A pharmaceutical composition comprising a compound of formula (I) as defined in any of claims 1-9 and a pharmaceutically acceptable vehicle.

5 **Patentansprüche**

1. Eine Verbindung der Formel (I):



20 wobei

R¹ ausgewählt ist aus C₆-C₁₅ Aryl, C₃-C₁₅ Heteroaryl, C₇-C₁₅ Arylalkyl und C₃-C₁₅ Heteroarylalkyl;
 R² ausgewählt ist aus Wasserstoff, C₁-C₆ Alkyl und C₂-C₆ Alkenyl;
 wobei jeder R³ unabhängig voneinander ausgewählt ist aus der Gruppe bestehend aus:

25 C₂-C₁₅ Heterocyclyl,
 C₃-C₁₅ Heteroaryl,
 C₃-C₁₅ Heterocyclylalkyl,
 C₁-C₆ Alkyl, wahlweise durch -N(R⁷) (R⁸) substituiert, -C(O)R⁷, einem 5 oder 6-gliedrigen Heterocyclus, 5
 30 oder 6-gliedrigem Heteroaryl, -OR⁷;

-OR⁵,
 -C(O)R⁵,
 -C(O)N(R⁵) (R⁶), und
 35 -N (R⁵) (R⁶), R⁵ und R⁶ unabhängig voneinander ausgewählt sind aus der Gruppe bestehend aus
 Wasserstoff, C₁-C₆ Alkyl, C₃-C₇ Cycloalkyl, C₆-C₁₅ Aryl, C₃-C₁₅ Heteroaryl, C₂-C₁₅ Heterocyclyl, C₇-C₁₅
 Arylalkyl, C₃-C₁₅ Heteroarylalkyl, -S(O)₂R⁹, -N(H)(R⁹) ;

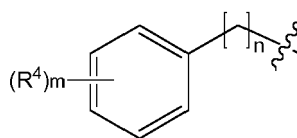
40 R⁹ unabhängig voneinander aus der Gruppe bestehend aus C₁-C₃ Alkyl, C₆-C₁₀ Aryl, C₇-C₁₁ Arylalkyl und
 einer Aminosäure ausgewählt ist;
 wobei jede von diesen Gruppen wahlweise durch eine Gruppe substituiert werden kann, welche aus C₁-C₆
 Alkyl, C₁-C₆ Haloalkyl, C₂-C₆ Alkenyl, C₂-C₆ Alkynyl, -OR⁷, -SR⁷, -S(O)R⁷, S(O)₂R⁷, -OS(O)₂R⁷, -N(R⁷) (R⁸),
 C(O)R⁷, -C(O)OR⁸, C(O)N(R⁷) (R⁸), -OC(O)R⁷ und -N(R⁷)C(O)R⁸ ausgewählt ist; wobei R⁷ und R⁸ unabhängig
 45 voneinander ausgewählt sind aus der Gruppe bestehend aus C₁-C₃ Alkyl, C₆-C₁₅ Aryl, C₃-C₁₅ Heteroaryl,
 C₂-C₁₅ Heterocyclyl, C₇-C₁₅ Arylalkyl, C₃-C₁₅ Heteroarylalkyl, C₃-C₁₅ Heterocyclylalkyl; wahlweise durch C₁-C₃
 Alkyl, C₁-C₃ Haloalkyl oder -O-(C₁-C₃)Alkyl substituiert;
 y 1, 2, 3, 4 oder 5 ist; und

oder ein pharmazeutisch akzeptables Solvat oder Salz davon, zur Verwendung bei der Prävention und/oder Be-
 50 handlung von einer Krankheit, in der der GLP-1 Rezeptor teilnimmt oder vermittelt, welche eine Essstörung oder
 eine Krankheit ist, die ausgewählt ist aus der Liste umfassend: Fettleibigkeit, Magersucht, Lipidstörungen, Diabetes,
 Hyperinsulinismus und Herz-Kreislauf-Erkrankungen und metabolischem Syndrom.

2. Die Verbindung zur Verwendung nach Anspruch 1, wobei R¹ ausgewählt ist aus C₆-C₁₅ Aryl, C₃-C₁₅ Heteroaryl,
 55 C₇-C₁₅ Arylalkyl und C₃-C₁₅ Heteroarylalkyl; wahlweise durch C₁-C₃ Alkyl, C₁-C₃ Haloalkyl, -OR⁷ oder -SR⁷ sub-
 stituiert, wobei R⁷ wie in Anspruch 1 definiert ist.

3. Die Verbindung zur Verwendung nach Anspruch 2, wobei R¹ ein Rest der allgemeinen Formel (II) ist:

EP 2 668 951 B9



(II)

wobei

n 0, 1, 2, 3 oder 4 ist,

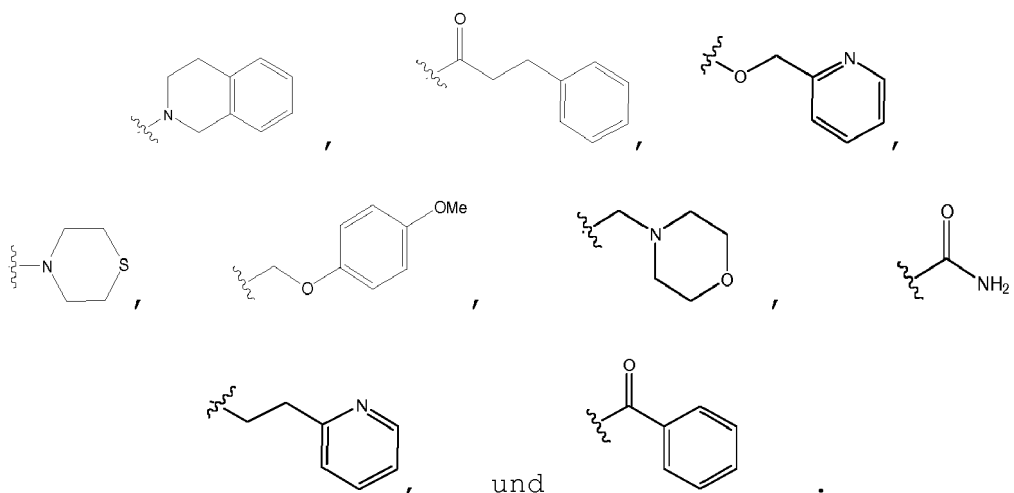
m 0, 1, 2, 3, 4 oder 5 ist, und

R⁴ ausgewählt aus der Gruppe bestehend aus C₁-C₃ Alkyl, C₁-C₃ Haloalkyl, -OR⁷, -SR⁷ ist; wobei R⁷ ausgewählt aus der Gruppe bestehend aus C₁-C₃ Alkyl, C₆-C₁₅ Aryl, C₃-C₁₅ Heteroaryl, C₂-C₁₅ Heterocyclyl, C₇-C₁₅ Arylalkyl, C₃-C₁₅ Heteroarylalkyl, C₃-C₁₅ Heterocyclalkyl ist.

4. Die Verbindung zur Verwendung nach Anspruch 3, wobei R¹ ausgewählt ist aus:



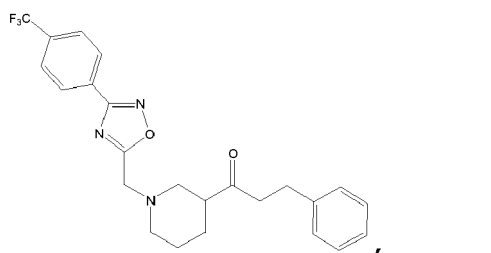
5. Die Verbindung zur Verwendung nach Anspruch 1, wobei jeder R³ unabhängig voneinander ausgewählt ist aus:



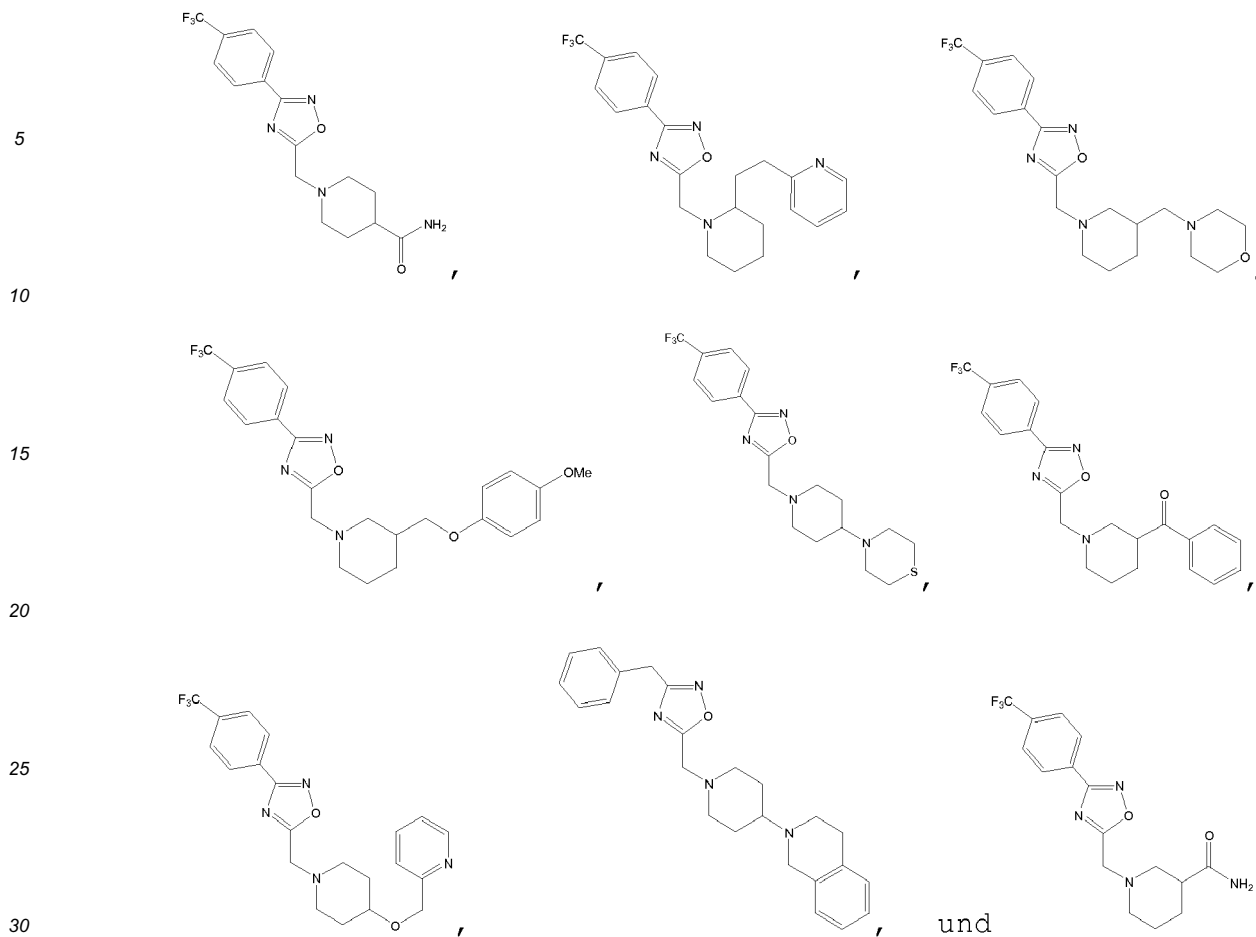
6. Die Verbindung zur Verwendung nach einem der vorhergehenden Ansprüche, wobei R² Wasserstoff ist.

7. Die Verbindung zur Verwendung nach einem der vorhergehenden Ansprüche, wobei y 1 oder 2 ist.

8. Die Verbindung zur Verwendung nach einem der vorhergehenden Ansprüche, wobei die Verbindung der Formel (I) ausgewählt ist aus:



EP 2 668 951 B9



deren Stereoisomeren, oder einem pharmazeutisch akzeptablen Solvat oder Salz davon.

9. Die Verbindung zur Verwendung nach einem der vorhergehenden Ansprüche, wobei die Verbindung der Formel (I) ausgewählt ist aus:

- 3-Phenyl-1-[(3R)-1-[[3-[4-(trifluoromethyl)phenyl]-1,2,4-oxadiazol-5-yl]methyl]piperidin-3-yl]propan-1-on,
- 1[[3-[4-(Trifluoromethyl)phenyl]-1,2,4-oxadiazol-5-yl]methyl]piperidin-4-carboxamid,
- 5-[[2-(2-Pyridin-2-ylethyl)piperidin-1-yl]methyl]-3-[4-(trifluoromethyl)phenyl]-1,2,4-oxadiazol,
- 4-[[1[[3-[4-(Trifluoromethyl)phenyl]-1,2,4-oxadiazol-5-yl]methyl]piperidin-3-yl]methyl]morpholin,
- 5-[[3-(4-Methoxyphenoxy)methyl]piperidin-1-yl]methyl]-3-[4-(trifluoromethyl)phenyl]-1,2,4-oxadiazol,
- 5-[[4-Thiomorpholin-4-yl]piperidin-1-yl]methyl]-3-[4-(trifluoromethyl)phenyl]-1,2,4-oxadiazol,
- Phenyl-[(3R)-1-[[3[[3-[4-(trifluoromethyl)phenyl]-1,2,4-oxadiazol-5-yl]methyl]piperidin-3-yl]methanon,
- 5-[[4-(Pyridin-2-ylmethoxy)piperidin-1-yl]methyl]-3-[4-(trifluoromethyl)phenyl]-1,2,4-oxadiazol,
- 3-Benzyl-5-[[4-(3,4-dihydro-1H-isoquinolin-2-yl)piperidin-1-yl]methyl]-1,2,4-oxadiazol, und
- (3R)-1-[[[3-[4-(Trifluoromethyl)phenyl]-1,2,4-oxadiazol-5-yl]methyl]piperidin-3-carboxamid,

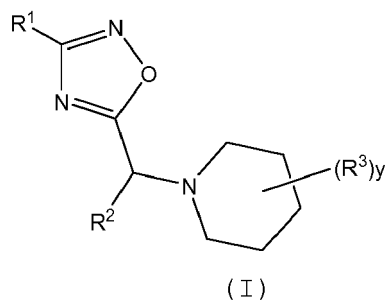
oder einem pharmazeutisch akzeptablen Solvat oder Salz davon.

10. Eine pharmazeutische Zusammensetzung umfassend eine Verbindung der Formel (I) wie in einem der Ansprüche 1-9 definiert und einen pharmazeutisch akzeptablen Trägerstoff.

Revendications

1. Un composé de formule (I) :

EP 2 668 951 B9



dans laquelle

15 R¹ est choisi parmi aryle en C₆-C₁₅, hétéroaryle en C₃-C₁₅, arylalkyle en C₇-C₁₅ et hétéroarylalkyle en C₃-C₁₅ ;
 R² est choisi parmi hydrogène, alkyle en C₁-C₆ et alcényle en C₂-C₆ ;
 dans laquelle chaque R³ est choisi indépendamment dans le groupe constitué de :

20 hétérocyclyle en C₂-C₁₅,
 hétéroaryle en C₃-C₁₅,
 hétérocyclylalkyle en C₃-C₁₅,
 alkyle en C₁-C₆, facultativement substitué par -N(R⁷) (R⁸), -C(O)R⁷, un hétérocycle à 5 ou 6 chaînons,
 hétéroaryle à 5 ou 6 chaînons, -OR⁷ ;

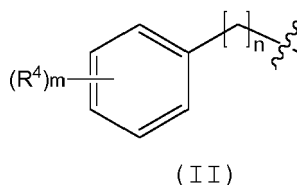
25 - OR⁵,
 - C(O)R⁵,
 - C(O)N(R⁵) (R⁶), et
 - N(R⁵)(R⁶), R⁵ et R⁶ sont choisis indépendamment dans le groupe constitué d'hydrogène, alkyle en
 C₁-C₆, cycloalkyle en C₃-C₇, aryle en C₆-C₁₅, hétéroaryle en C₃-C₁₅, hétérocyclyle en C₂-C₁₅, arylalkyle
 en C₇-C₁₅, hétéroarylalkyle en C₃-C₁₅, -S(O)₂R⁹, -N(H)(R⁹) ;

30 R⁹ est indépendamment choisi dans le groupe constitué d'alkyle en C₁-C₃, aryle en C₆-C₁₀, arylalkyle en C₇-C₁₁
 et un acide aminé ;
 étant chacun de ces groupes capable d'être facultativement substitué par un groupe qui es choisi d'alkyle en
 C₁-C₆, haloalkyle en C₁-C₆, alcényle en C₂-C₆, alcynyle en C₂-C₆, -OR⁷, -SR⁷, -S(O)R⁷, S(O)₂R⁷, -OS(O)₂R⁷,
 35 -N(R⁷) (R⁸), -C(O)R⁷, -C(O)OR⁸, C(O)N(R⁷)(R⁸), -OC(O)R⁷ et -N(R⁷)C(O)R⁸ ; étant R⁷ et R⁸ indépendamment
 choisis dans le groupe constitué d'alkyle en C₁-C₃, aryle en C₆-C₁₅, hétéroaryle en C₃-C₁₅, hétérocyclyle en
 C₂-C₁₅, arylalkyle en C₇-C₁₅, hétéroarylalkyle en C₃-C₁₅, hétérocyclylalkyle en C₃-C₁₅; facultativement substitué
 par alkyle en C₁-C₃, haloalkyle en C₁-C₃ ou alkyle en -O-(C₁-C₃) ;
 y est 1, 2, 3, 4 ou 5 ; et

40 ou un solvat ou un sel pharmaceutiquement acceptable de ceux-ci, pour l'utilisation dans la prévention et/ou le
 traitement d'une maladie dans laquelle le récepteur GLP-1 participe ou dont il est un médiateur qui est un trouble
 alimentaire ou une maladie choisi(e) dans la liste comprenant : obésité, anorexie, dysfonctionnement des lipides,
 diabète, hyperinsulinisme et maladies cardiovasculaires et syndrome métabolique.

45 **2.** Le composé pour l'utilisation selon la revendication 1, dans lequel R¹ est choisi parmi aryle en C₆-C₁₅, hétéroaryle
 en C₃-C₁₅, arylalkyle en C₇-C₁₅ et hétéroarylalkyle en C₃-C₁₅ ; facultativement substitué par alkyle en C₁-C₃, haloalk-
 yle en C₁-C₃, -OR⁷ ou -SR⁷, dans lequel R⁷ est tel que défini dans la revendication 1.

50 **3.** Le composé pour l'utilisation selon la revendication 2, dans lequel R¹ est un radical de formule générale (II) :



dans laquelle

n est 0, 1, 2, 3 ou 4,

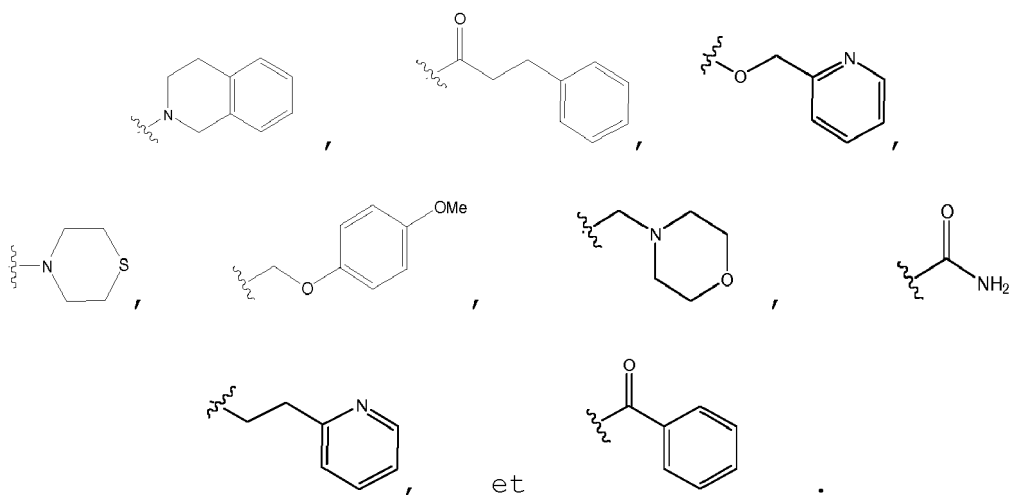
m est 0, 1, 2, 3, 4 ou 5, et

R⁴ est choisi dans le groupe constitué d'alkyle en C₁-C₃, haloalkyle en C₁-C₃, -OR⁷, -SR⁷; étant R⁷ choisi dans le groupe constitué d'alkyle en C₁-C₃, aryle en C₆-C₁₅, hétéroaryle en C₃-C₁₅, hétérocyclyle en C₂-C₁₅, arylalkyle en C₇-C₁₅, hétéroarylalkyle en C₃-C₁₅, hétérocyclylalkyle en C₃-C₁₅.

4. Le composé pour l'utilisation selon la revendication 3, dans lequel R¹ est choisi parmi :



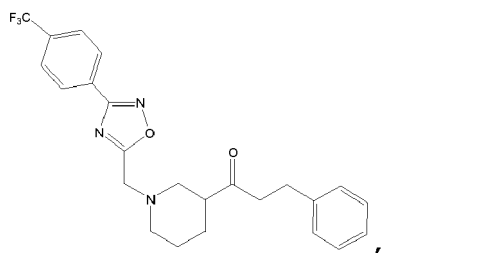
5. Le composé pour l'utilisation selon la revendication 1, dans lequel chaque R³ est choisi indépendamment parmi :



6. Le composé pour l'utilisation selon l'une quelconque des revendications précédentes, dans lequel R² est hydrogène.

7. Le composé pour l'utilisation selon l'une quelconque des revendications précédentes, dans lequel y est 1 ou 2.

8. Le composé pour l'utilisation selon l'une quelconque des revendications précédentes, dans lequel le composé de formule (I) est choisi parmi :



EP 2 668 951 B9

- 10.** Une composition pharmaceutique comprenant un composé de formule (I) tel que définie dans l'une quelconque des revendications 1-9 et un véhicule pharmaceutiquement acceptable.

5

10

15

20

25

30

35

40

45

50

55

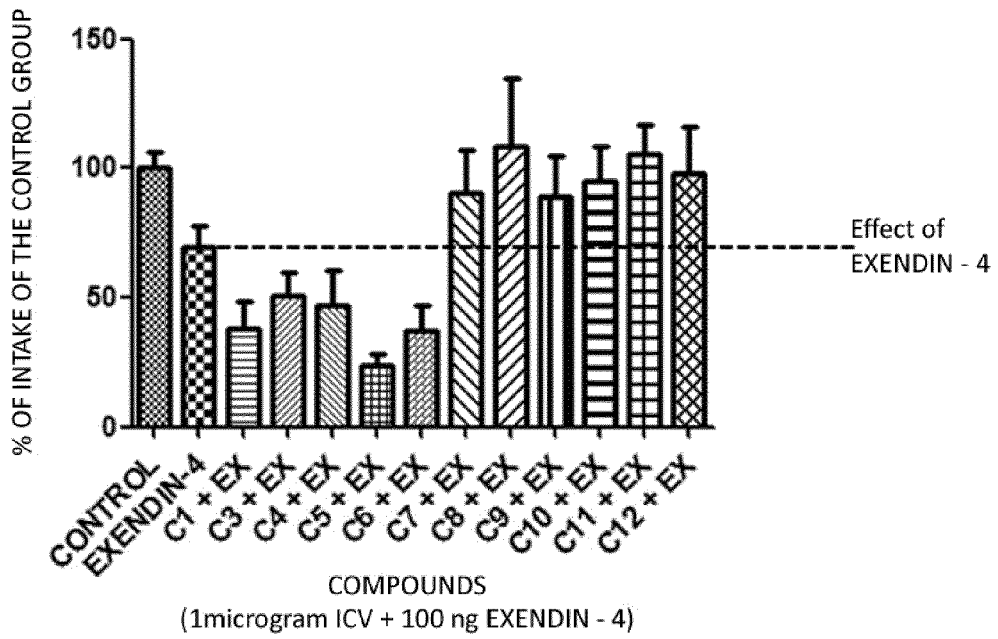


FIGURE 1

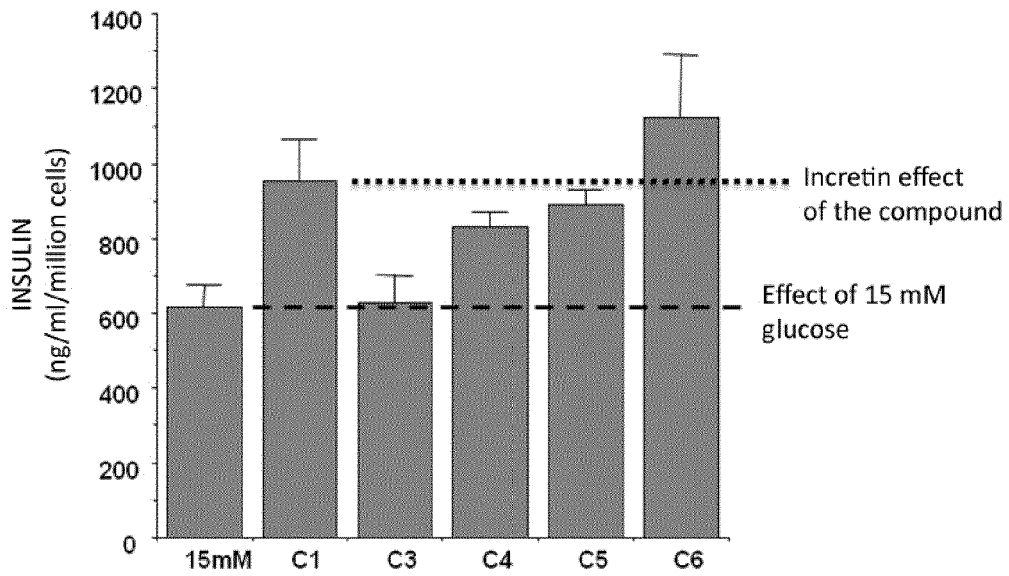


FIGURE 2

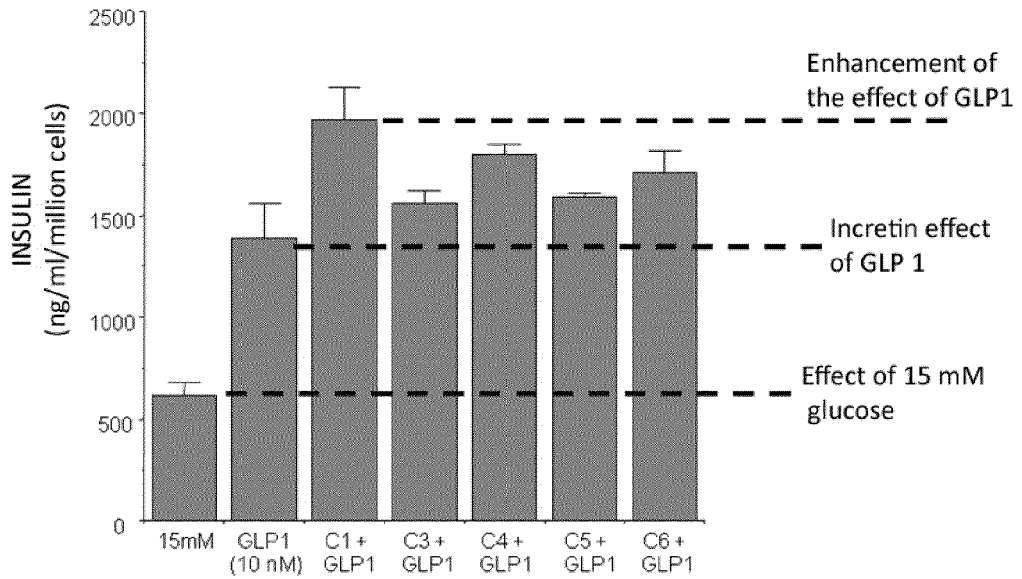


FIGURE 3

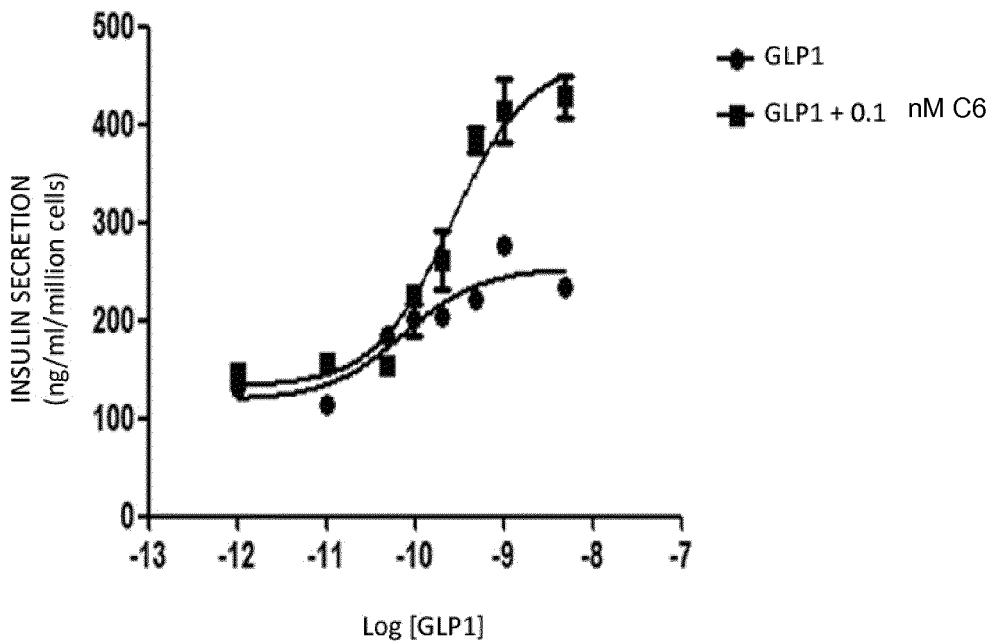


FIGURE 4

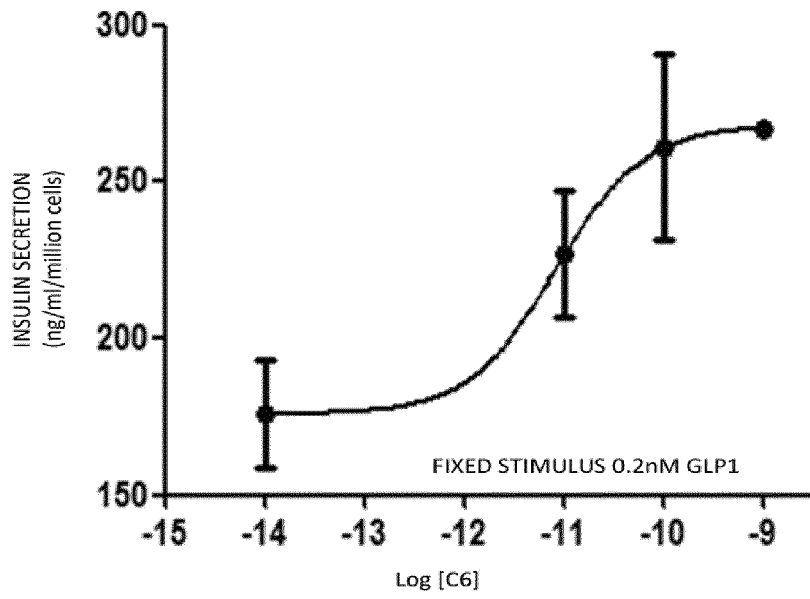


FIGURE 5

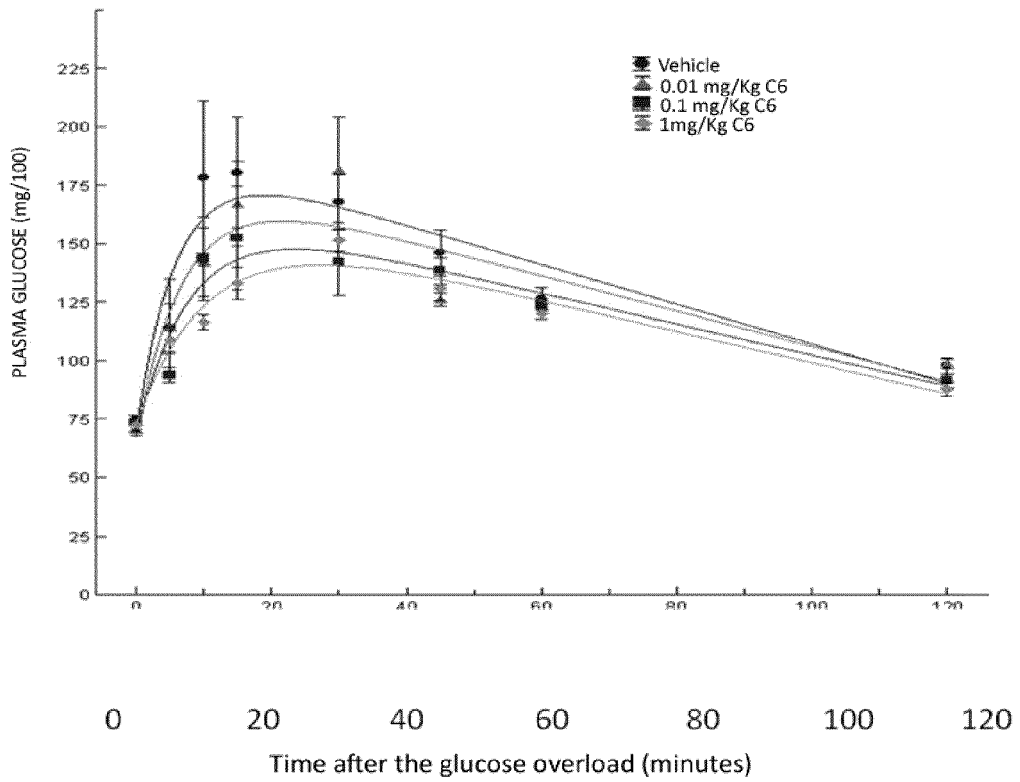


FIGURE 6

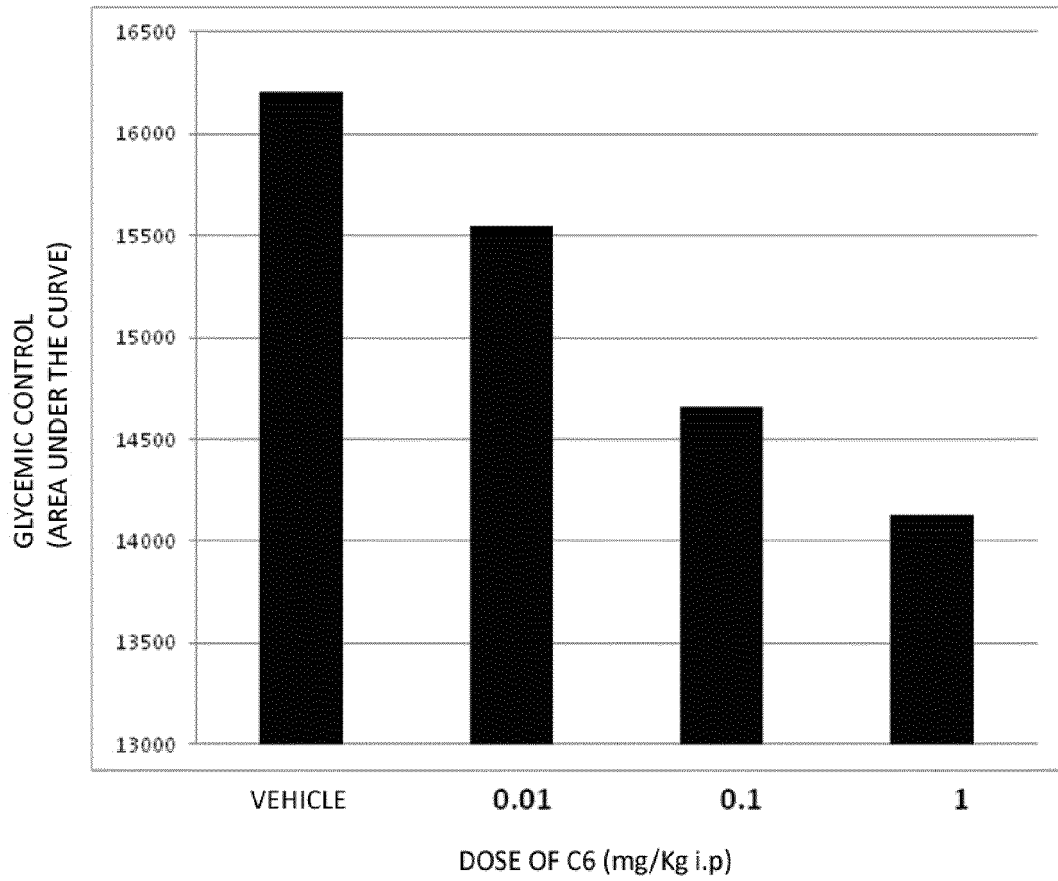


FIGURE 7

REFERENCES CITED IN THE DESCRIPTION

This list of references cited by the applicant is for the reader's convenience only. It does not form part of the European patent document. Even though great care has been taken in compiling the references, errors or omissions cannot be excluded and the EPO disclaims all liability in this regard.

Patent documents cited in the description

- WO 2001089554 A [0002]
- WO 2003084563 A [0002]
- WO 2007120936 A3 [0009]
- WO 2009085990 A2 [0009]
- WO 2008131149 A3 [0009]
- WO 2003011892 A [0009]
- WO 2005023291 A [0009]
- WO 2007024700 A [0009]
- WO 2001035988 A [0009]
- US 20060275288477 A [0011]
- WO 2005056537 A1 [0012]
- WO 20066003096 A1 [0012]
- WO 2007123581 A1 [0012]
- WO 2008030570 A1 [0051]

Non-patent literature cited in the description

- *Lancet*, 2009, vol. 374, 1606-1616 [0002]
- *Annals of Internal Medicine*, 1996, vol. 124, 136-145 [0003]
- *Lancet*, 1998, vol. 352, 837-853 [0003] [0005]
- *Diabetologia*, 2006, vol. 49, 1711-1721 [0004]
- *Lancet*, 1998, vol. 352, 854-865 [0005]
- Best Practice & Research Clinical Endocrinology & Metabolism. 2009, vol. 23, 413-424 [0006]
- *Cell Metab*, 2006, vol. 3, 153-65 [0007]
- *Best Practice & Research Clinical Endocrinology & Metabolism*, 2009, vol. 23 [0007]
- *Lancet*, 2006, vol. 368, 1696-1705 [0008]
- *Reviewed in Best Practice & Research Clinical Endocrinology & Metabolism*, 2009, vol. 23, 479-486 [0009]
- *Lancet*, 2009, vol. 374, 39-47 [0009]
- *Best Practice & Research Clinical Endocrinology & Metabolism*, 2009, vol. 23, 463-477 [0009]
- *Pharmaceutics: The Science of Dosage Forms*. Churchill Livingstone, 2002 [0053]
- *Encyclopedia of Pharmaceutical Technology*. Marcel Dekker, Inc, 2002 [0053]
- *Modern Pharmaceutics*. Marcel Dekker, Inc, 2002 [0053]
- *The Theory and Practice of Industrial Pharmacy*. Lea & Febiger, 1986 [0053]