

(19)



(11)

EP 2 684 564 A1

(12)

EUROPEAN PATENT APPLICATION

(43) Date of publication:

15.01.2014 Bulletin 2014/03

(51) Int Cl.:

A61K 31/343 (2006.01)

A61P 9/04 (2006.01)

(21) Application number: **13170242.5**

(22) Date of filing: **16.04.2009**

(84) Designated Contracting States:

**AT BE BG CH CY CZ DE DK EE ES FI FR GB GR
HR HU IE IS IT LI LT LU LV MC MK MT NL NO PL
PT RO SE SI SK TR**

Designated Extension States:

AL BA RS

(30) Priority: **17.04.2008 FR 0802127**

18.04.2008 US 45995 P

10.06.2008 FR 0803208

10.06.2008 US 60257 P

11.02.2009 US 151611 P

11.02.2009 US 151622 P

13.03.2009 US 159956 P

11.02.2009 EP 09290095

11.02.2009 EP 09290098

(62) Document number(s) of the earlier application(s) in accordance with Art. 76 EPC:

09754178.3 / 2 280 701

(27) Previously filed application:

16.04.2009 PCT/IB2009/005587

(71) Applicant: **SANOFI**

75008 Paris (FR)

(72) Inventors:

• **Gaudin, Christophe**

75008 PARIS (FR)

• **Hamdani, Nacéra**

75008 PARIS (FR)

• **Radzik, Davide**

75008 PARIS (FR)

• **Van Eickels, Martin**

65926 FRANKFURT AM MAIN (DE)

(74) Representative: **Bouron, Estelle et al**

Sanofi

Département Brevets

54, rue La Boétie

75008 Paris (FR)

Remarks:

This application was filed on 03-06-2013 as a divisional application to the application mentioned under INID code 62.

(54) **Use of dronedarone for the preparation of a medicament for use in the prevention of cardiovascular hospitalization or in the prevention of atrial fibrillation**

(57) Use of dronedarone or pharmaceutically acceptable salts thereof, for the preparation of a medicament for use in the prevention of cardiovascular hospitalization or for use in the prevention of atrial fibrillation/flutter in

patients with a history of or a current non permanent atrial fibrillation/flutter.

EP 2 684 564 A1

Description

[0001] The present invention relates to the use of dronedarone or pharmaceutically acceptable salts thereof, for the preparation of a medicament for use in the prevention of cardiovascular hospitalization and/or of mortality.

[0002] 2-n-Butyl-3-[4-(3-di-n-butylaminopropoxy)benzoyl]-5-methylsulphonamidobenzofuran, or dronedarone, and pharmaceutically acceptable salts thereof are described in European Patent EP 0 471 609 B1.

[0003] Dronedarone blocks potassium, sodium and calcium channels and also has anti-adrenergic properties.

[0004] Dronedarone is an anti-arrhythmic that is effective in maintaining sinus rhythm in patients presenting atrial fibrillation or atrial flutter.

[0005] The applicant has clinically proven that dronedarone significantly reduces cardiovascular hospitalizations and/or mortality in patients having a history of atrial fibrillation or of atrial flutter, by virtue of its ability to modulate the blood potassium level in a safe and effective way.

[0006] In fact, the use of benzofuran derivatives to reduce post-infarction mortality in patients having a reduced left ventricular function after myocardial infarction, without any rhythm disorder requiring an anti-arrhythmic treatment, is known from Patent Applications WO 98/40067 and WO 97/34597.

[0007] However, these applications neither disclose nor suggest the use of dronedarone to reduce cardiovascular hospitalizations and mortality in patients having a history of atrial fibrillation or atrial flutter, in particular by virtue of its ability to modulate the potassium level in the blood.

[0008] Potassium is the principal intracellular ion and plays an essential role in physiology.

[0009] Specifically, this ion is the principal osmotically active intracellular ion and plays an important role in the regulation of intracellular volume.

[0010] A constant and stable potassium concentration is essential for the function of enzyme systems and also for good growth and cell division.

[0011] Potassium contributes to establishing the resting potential of the cell membrane and, consequently, changes in potassium concentration, in particular in the extracellular compartment, have effects on cell excitability in the nervous, muscle and cardiac system.

[0012] A decrease in potassium concentration is known to increase cardiac hyperexcitability at the ventricular level, which can result in serious, potentially deadly, rhythm disorders.

[0013] The deleterious role of a decrease in potassium concentration has been documented in disparate clinical situations.

[0014] For example, in patients suffering from heart failure, the decrease in potassium concentration can lead to deadly rhythm disorders; diuretics having a "potassium sparing" effect have demonstrated a beneficial effect in this population.

[0015] The rapid decrease in potassium concentrations occurring following the abrupt arrest of intense physical exercise could also be responsible for certain sudden deaths.

[0016] A possible contribution of the decrease in potassium concentrations has been mentioned in the sudden death of patients treated with antipsychotics and also in acute alcohol withdrawal syndromes.

[0017] Eating habits with a reduced potassium intake may lead to sudden death in predisposed individuals, even without any structural cardiac pathology.

[0018] The risk of fatal cardiac hyperexcitability is particularly great in patients who receive an anti-arrhythmic treatment which prolongs the duration of cell repolarization, such as sotalol (Sotalex®). These agents may in fact induce a torsade de pointe, which is a severe and potentially deadly ventricular tachycardia. Torsades de pointes are facilitated by the decrease in potassium concentration.

[0019] Finally, it has been shown that the decrease in potassium concentration induces atrial fibrillations (Manoach M., J. Mol. Cell. Cardiol., 1998, 30(6): A4[8]).

[0020] Another clinical situation where the risk of potentially fatal cardiac rhythm disorders is high is represented by patients treated with diuretics, these medicaments, which are widely prescribed in many indications, the most common being arterial hypertension, but also heart failure, renal insufficiency, nephrotic syndrome, cirrhosis and glaucoma, expose the patient to the risk of a decrease in potassium concentration except for "potassium sparing" diuretics.

[0021] A complication of the decrease in potassium concentration subsequent to treatment with diuretics may be sudden death, in particular in patients who present an impairment of the contractile function of the heart or left ventricular dysfunction or after a myocardial infarction.

[0022] Regulation of the potassium concentration could therefore play an important beneficial role, in particular in the population of patients who require an anti-arrhythmic treatment (for atrial fibrillation) and who possibly have other risk factors.

[0023] Now, no anti-arrhythmic, to date, in therapy, has shown effects with regard to the regulation of the potassium level in the blood.

[0024] Atrial fibrillation (AF) affects about 2.3 million people in North America and 4.5 million people in the European Union and is emerging as a growing public health concern because of the aging of the population

AF is a condition in which the upper chambers of the heart beat in an uncoordinated and disorganized fashion, resulting in a very irregular and fast rhythm (i.e., an irregularly, irregular heartbeat). When blood is not completely pumped out of the heart's chambers, it can pool and clot. If a blood clot forms in the atria, exits the heart and blocks an artery in the brain, a stroke results. Consequently, about 15 percent of strokes result from AF.

AF is increasingly frequent with advancing age and is often caused by age-related changes in the heart, physical or psychological stress, agents that stimulate the heart, such as caffeine, or as a result of cardiovascular disease. The number is expected to double in the next 20 years. Without appropriate management, AF can lead to serious complications, such as stroke and congestive heart failure.

[0025] It is known that atrial fibrillation itself can cause changes in the electrical parameters of the heart known as electrical remodelling and in the structure of the cardiac chambers known as structural remodelling which tend to decrease the chances of the patient to get back into normal sinus rhythm. This vicious circle whereby "atrial fibrillation begets atrial fibrillation" has been well documented since the 1990s (Wijffels MC, Kirchhof CJ, Dorland R, Allessie MA. Atrial fibrillation begets atrial fibrillation. A study in awake chronically instrumented goats. *Circulation*. 1995 Oct 1;92(7):1954-68.). It explains why when patients have been in atrial fibrillation for a long time they develop permanent atrial fibrillation with little or no chance to recover from this arrhythmia which becomes chronic.

[0026] A subject of the present invention is therefore the use of dronedarone or a pharmaceutically acceptable salt thereof, for the preparation of a medicament, wherein said medicament is taken, for use in the prevention of cardiovascular hospitalizations and/or of mortality.

[0027] Said prevention of cardiovascular hospitalizations and/or of mortality is provided to patients having a history of atrial fibrillation or atrial flutter.

[0028] A subject of the present invention is therefore the use of dronedarone or a pharmaceutically acceptable salt thereof, for the preparation of a medicament for use in the prevention of cardiovascular hospitalizations and/or of mortality notably in patients having a history of atrial fibrillation or atrial flutter.

[0029] A subject of the present invention is specifically the use of dronedarone or a pharmaceutically acceptable salt thereof, for the preparation of a medicament for use in the prevention of cardiovascular hospitalizations and/or of mortality notably in patients having a history of atrial fibrillation or atrial flutter through regulation of the potassium level in the blood.

[0030] Mention may in particular be made of cardiovascular mortality, and more particularly sudden death, also called sudden cardiac death or sudden death from cardiovascular causes.

[0031] A subject of the present invention is also the use of dronedarone or a pharmaceutically acceptable salt thereof, for the preparation of a medicament, taken twice a day with a meal, for use in the prevention of mortality and/or of cardiovascular hospitalizations notably in patients having a history of atrial fibrillation or atrial flutter

[0032] More specifically, a subject of the present invention is the use of dronedarone or a pharmaceutically acceptable salt thereof, for the preparation of a medicament for use in the prevention of approximately 24% of cardiovascular hospitalizations and/or of mortality in patients having a history of atrial fibrillation or atrial flutter, by regulating the potassium level in the blood.

[0033] A subject of the present invention is also the use of dronedarone or a pharmaceutically acceptable salt thereof, for the preparation of a medicament for use in the prevention of approximately 25% of cardiovascular hospitalizations and/or of cardiovascular mortality in patients having a history of atrial fibrillation or atrial flutter, by regulating the potassium level in the blood.

[0034] A subject of the present invention is also the use of dronedarone or a pharmaceutically acceptable salt thereof, for the preparation of a medicament for use in the prevention of approximately 26% of cardiovascular hospitalizations and/or of sudden death in patients having a history of atrial fibrillation or atrial flutter, by regulating the potassium level in the blood.

[0035] A subject of the present invention is also the use of dronedarone or a pharmaceutically acceptable salt thereof, in patients having a history of atrial fibrillation or atrial flutter, for the preparation of a medicament for use in the prevention:

- of cardiovascular hospitalizations, and more particularly of approximately 25% of cardiovascular hospitalizations, and/or
- of mortality, particularly of approximately 15% of mortality, and more particularly of approximately 16% of mortality, and/or
- of cardiovascular mortality, and more particularly of approximately 30% of cardiovascular mortality, and/or
- of arrhythmic death, and more particularly of approximately 45% of arrhythmic death.
- of sudden death, and more particularly of approximately 59% of sudden death and/or

[0036] Another subject of the instant invention is the use of dronedarone or one of its pharmaceutically acceptable salts for the preparation of a medicament for use in the prevention of cardiovascular hospitalization and/or of mortality notably in patients with permanent atrial fibrillation or atrial flutter.

[0037] More precisely, the invention relates to the use of dronedarone or one of its pharmaceutically acceptable salts

for the preparation of a medicament for the prevention of about 33 % of cardiovascular hospitalization and/or of mortality notably in patients with permanent atrial fibrillation or atrial flutter.

[0038] Another subject of the instant invention is the use of dronedarone or one of its pharmaceutically acceptable salts for the preparation of a medicament for use in the prevention of cardiovascular hospitalization and/or of mortality notably in patients with a history of atrial fibrillation or atrial flutter and with structural heart disease particularly structural heart disease in a stable hemodynamic condition.

[0039] More precisely, the invention relates to the use of dronedarone or one of its pharmaceutically acceptable salts for the preparation of a medicament for the prevention of about 24% of cardiovascular hospitalization and/or of mortality notably in patients with a history of atrial fibrillation or atrial flutter and with structural heart disease in a stable hemodynamic condition.

[0040] More precisely, the invention relates to the use of dronedarone or one of its pharmaceutically acceptable salts for the preparation of a medicament for use in the prevention of about 24% of cardiovascular hospitalization notably in patients with a history of atrial fibrillation or atrial flutter and with structural heart disease in a stable hemodynamic condition.

[0041] More precisely, the invention relates to the use of dronedarone or one of its pharmaceutically acceptable salts for the preparation of a medicament for use in the prevention of about 24% of mortality notably in patients with a history of atrial fibrillation or atrial flutter and with structural heart disease in a stable hemodynamic condition.

[0042] More precisely, the invention relates to the use of dronedarone or one of its pharmaceutically acceptable salts for the preparation of a medicament for use in the prevention of about 33% of cardiovascular mortality notably in patients with a history of atrial fibrillation or atrial flutter and with structural heart disease in a stable hemodynamic condition.

[0043] Said structural heart disease may be coronary heart disease and/or Ischemic dilated cardiomyopathy and/or non-ischemic dilated cardiomyopathy and/or rheumatic valvular heart disease and/or non-rheumatic valvular heart disease and/or hypertrophic cardiomyopathy and/or LVEF < 45 % and/or history of congestive heart failure wherein congestive heart failure may be defined for example as NYHA class III or by a reduced left ventricular ejection fraction below 0.35.

[0044] NYHA means New York Heart Association.

[0045] Mention may be made that congestive heart failure is a sub-group of heart failure.

[0046] Thus, the subject of the instant invention is also the use of dronedarone or one of its pharmaceutically acceptable salts for the preparation of a medicament for use in the prevention of cardiovascular hospitalization and/or of mortality notably in patients with a history of atrial fibrillation or atrial flutter and with congestive heart failure in a stable hemodynamic condition.

[0047] In an embodiment, the subject of the instant invention is the use of dronedarone or one of its pharmaceutically acceptable salts for the preparation of a medicament for use in the prevention of cardiovascular hospitalization and/or of mortality notably in patients with a history of atrial fibrillation or atrial flutter and with congestive heart failure defined as NYHA class III in a stable hemodynamic condition.

[0048] In an embodiment, the subject of the instant invention is the use of dronedarone or one of its pharmaceutically acceptable salts for the preparation of a medicament for use in the prevention of cardiovascular hospitalization and/or of mortality notably in patients with a history of atrial fibrillation or atrial flutter and with congestive heart failure defined by a reduced left ventricular ejection fraction below 0.35 in a stable hemodynamic condition.

[0049] More precisely, the invention relates to the use of dronedarone or one of its pharmaceutically acceptable salts for the preparation of a medicament for use in the prevention of about 44% of cardiovascular hospitalization and/or of mortality notably in patients with a history of atrial fibrillation or atrial flutter and with congestive heart failure defined as NYHA class III in a stable hemodynamic condition.

[0050] More precisely, the invention relates to the use of dronedarone or one of its pharmaceutically acceptable salts for the preparation of a medicament for use in the prevention of about 32% of cardiovascular hospitalization and/or of mortality notably in patients with a history of atrial fibrillation or atrial flutter and with congestive heart failure defined by a reduced left ventricular ejection fraction below 0.35 in a stable hemodynamic condition.

[0051] In an embodiment, the invention relates to the use of dronedarone or one of its pharmaceutically acceptable salts for the preparation of a medicament for use in the prevention of mortality notably in patients with a history of atrial fibrillation or atrial flutter and with congestive heart failure in a stable hemodynamic condition.

[0052] More precisely, the invention relates to the use of dronedarone or one of its pharmaceutically acceptable salts for the preparation of a medicament for use in the prevention of about 34% of mortality notably in patients with a history of atrial fibrillation or atrial flutter and with congestive heart failure defined as NYHA class III in a stable hemodynamic condition.

[0053] More precisely, the invention relates to the use of dronedarone or one of its pharmaceutically acceptable salts for the preparation of a medicament for use in the prevention of about 45 % of death in patients with a history of atrial fibrillation or atrial flutter and with congestive heart failure defined with a left ventricular ejection fraction below 0.35 in a stable hemodynamic condition.

[0054] In an embodiment, the invention relates to the use of dronedarone or one of its pharmaceutically acceptable

salts for the preparation of a medicament for use in the prevention of the worsening or development of congestive heart failure notably in patients with a history of atrial fibrillation or atrial flutter.

[0055] More precisely, the invention relates to the use of dronedarone or one of its pharmaceutically acceptable salts for the preparation of a medicament for use in the prevention of about 22% of the worsening or development of congestive heart failure NYHA class IV in patients with a history of atrial fibrillation or atrial flutter.

[0056] Patients with heart failure in a stable hemodynamic condition may be defined as patients without heart failure in an unstable hemodynamic condition.

[0057] In general, patients with heart failure in an unstable hemodynamic condition may be defined as patients with a severe heart failure and said severe heart failure may be defined by any of the following:

- worsening symptoms of heart failure at rest or with minimal exertion or,
- history of, or current symptoms of congestive heart failure at rest or,
- symptoms of heart failure with minimal exertion within the last month, i.e. the month prior to start of treatment or,
- hospitalization for heart failure within the last month, i.e. the month prior to start of treatment,
- NYHA Class IV,
- NYHA Class III within the last month,
- recent decompensation as indicated by the need for hospitalization or intravenous therapy, for example intravenous inotropic or diuretic therapy,
- recent decompensation requiring hospitalization or intravenous therapy for the treatment of heart failure.

[0058] Therefore, the invention also relates to the use of dronedarone or pharmaceutically acceptable salts thereof for preparing a medicament for use in the treatment of atrial fibrillation or flutter or for use in the prevention of mortality and/or of cardiovascular hospitalization in patients without severe heart failure.

[0059] A subject of the instant invention also relates to dronedarone or one of its pharmaceutically acceptable salts for the treatment of atrial fibrillation or flutter in patients without severe heart failure, a therapeutic amount of dronedarone or pharmaceutically acceptable salt thereof being administered.

[0060] In one embodiment, the invention relates to dronedarone or one of its pharmaceutically acceptable salts for the treatment of atrial fibrillation or flutter in patients without severe heart indicated by one or more of the following:

- a) a history of, or current symptoms of congestive heart failure;
- b) symptoms of heart failure with minimal exertion within the last month;
- c) hospitalization of the patient for heart failure within the last month;
- d) hospitalization of the patient for NYHA Class IV heart failure;
- e) hospitalization of the patient for NYHA Class III heart failure within the last month, and
- f) hospitalization of the patient for heart failure with recent decompensation as indicated by the need for hospitalization or intravenous therapy,
- g) hospitalization of the patient for heart failure with recent decompensation requiring hospitalization or intravenous therapy for the treatment of heart failure.

[0061] In another embodiment, the invention relates to dronedarone or one of its pharmaceutically acceptable salts for the treatment of atrial fibrillation or flutter in patients without severe heart failure indicated by hospitalization of the patient for NYHA Class IV heart failure.

[0062] In another embodiment, the invention relates to dronedarone or one of its pharmaceutically acceptable salts for the treatment of atrial fibrillation or flutter in patients without severe heart failure indicated by hospitalization of the patient for NYHA Class III heart failure within the last month, i.e., one month prior to administration of dronedarone or one of its pharmaceutically acceptable salts.

[0063] Another subject of the invention is performed by providing dronedarone or pharmaceutically acceptable salts thereof, wherein said dronedarone or pharmaceutically acceptable salts thereof is provided along with information indicating that dronedarone or pharmaceutically acceptable salts thereof is indicated in patients with a recent history of or current atrial fibrillation or flutter and without severe heart failure.

[0064] In one embodiment, the information indicates that the atrial fibrillation or flutter is non-permanent. In another embodiment, the information indicates that the atrial fibrillation or flutter is associated with at least one risk factor. In another embodiment, the information indicates that severe heart failure is indicated by symptoms of heart failure with minimal exertion within the last month. In another embodiment, the information indicates that severe heart failure is indicated by hospitalization for heart failure within the last month. In another embodiment, the information indicates that severe heart failure is indicated by a history of, or current symptoms of congestive heart failure at rest. In another embodiment, the information indicates that severe heart failure is indicated by hospitalization of the patient for NYHA Class IV heart failure. In another embodiment, the information indicates that severe heart failure is indicated by

hospitalization of the patient for NYHA Class III heart failure within the last month. In another embodiment, the information indicates that severe heart failure is indicated by hospitalization of the patient for heart failure with recent decompensation as indicated by the need for hospitalization or intravenous therapy.

[0065] In an embodiment of the invention, the information comprises printed matter that advises that dronedarone or pharmaceutically acceptable salts thereof is indicated in patients with either a recent history of or current atrial fibrillation or flutter with associated risk factors and without severe heart failure. In another embodiment, the printed material is a label.

[0066] The term "providing" includes selling, distributing, shipping, offering for sell, importing etc.

[0067] Mention may be made that "dronedarone for the treatment of "may be understood as use of dronedarone for the preparation of a medicament for use in the treatment of".

[0068] The treatment of atrial fibrillation or flutter with dronedarone or a pharmaceutically acceptable salt thereof may be contra-indicated for patients with severe heart failure as indicated by any of the following:

- worsening symptoms of heart failure at rest or with minimal exertion or,
- history of, or current symptoms of congestive heart failure at rest or,
- symptoms of heart failure with minimal exertion within the last month, i.e. the month prior to start of treatment or,
- hospitalization for heart failure within the last month, i.e. the month prior to start of treatment,
- NYHA Class IV,
- NYHA Class III within the last month,
- recent decompensation as indicated by the need for hospitalization or intravenous therapy, for example intravenous inotropic or diuretic therapy,
- recent decompensation requiring hospitalization or intravenous therapy for the treatment of heart failure.

[0069] The invention also relates to the use of dronedarone or pharmaceutically acceptable salts thereof for preparing a medicament for use in the treatment of atrial fibrillation or flutter or for use in the prevention of mortality and/or of cardiovascular hospitalizations wherein said medicament is contra-indicated for patients with severe heart failure as indicated by any of the following:

- worsening symptoms of heart failure at rest or with minimal exertion or,
- history of, or current symptoms of congestive heart failure at rest or,
- symptoms of heart failure with minimal exertion within the last month, i.e. the month prior to start of treatment or,
- hospitalization for heart failure within the last month, i.e. the month prior to start of treatment,
- NYHA Class IV,
- NYHA Class III within the last month,
- recent decompensation as indicated by the need for hospitalization or intravenous therapy, for example intravenous inotropic or diuretic therapy,
- recent decompensation requiring hospitalization or intravenous therapy for the treatment of heart failure.

[0070] The invention also relates to a method of promoting the use of dronedarone or pharmaceutically acceptable salts thereof, the method comprising the step of conveying to a recipient at least one message selected from the group consisting of:

- (a) dronedarone or pharmaceutically acceptable salts thereof should be prescribed to a patient who has not been diagnosed with severe heart failure;
- (b) dronedarone or pharmaceutically acceptable salts thereof is contraindicated in patients with a history of or current symptoms of congestive heart failure;
- (c) dronedarone or pharmaceutically acceptable salts thereof is contraindicated in patients with severe heart failure;
- (d) dronedarone or pharmaceutically acceptable salts thereof is contraindicated in patients with symptoms of heart failure with minimal exertion within the last month; and
- (e) dronedarone or pharmaceutically acceptable salts thereof is contraindicated in patients who were hospitalized for heart failure within the last month,
- (f) dronedarone or pharmaceutically acceptable salts thereof is contraindicated in patients who were hospitalized for NYHA Class IV heart failure,
- (g) dronedarone or pharmaceutically acceptable salts thereof is contraindicated in patients who were hospitalized for NYHA Class III heart failure within the last month,
- (h) dronedarone or pharmaceutically acceptable salts thereof is contraindicated in patients who were hospitalized for heart failure with recent decompensation as indicated by the need for hospitalization or intravenous therapy, for example intravenous inotropic or diuretic therapy,
- (i) dronedarone or pharmaceutically acceptable salts thereof is contraindicated in patients who were hospitalized

for heart failure with recent decompensation requiring hospitalization or intravenous therapy for the treatment of heart failure.

[0071] The invention also relates to a method of promoting the use of dronedarone or a pharmaceutically acceptable salt thereof, the method comprising the step of conveying to a recipient at least one message selected from the group consisting of

- a) a primary endpoint of a study of dronedarone, or a pharmaceutically acceptable salt thereof, was the time to first hospitalization for cardiovascular reasons or death from any cause; and
- b) a secondary endpoint of a study of dronedarone, or pharmaceutically acceptable salt thereof, was death from any cause;
- c) a secondary endpoint of a study of dronedarone, or a pharmaceutically acceptable salt thereof, was time to death from any cause;
- d) a secondary endpoint of a study of dronedarone, or a pharmaceutically acceptable salt thereof, was time to cardiovascular death;
- e) a secondary endpoint of a study of dronedarone, or a pharmaceutically acceptable salt thereof, was time to first hospitalization for cardiovascular reasons;
- f) a secondary endpoint of a study of dronedarone, or a pharmaceutically acceptable salt thereof, was time to first hospitalization for atrial fibrillation and other supraventricular rhythm disorders;
- g) a secondary endpoint of a study of dronedarone, or a pharmaceutically acceptable salt thereof, was time to first hospitalization for worsening heart failure;
- h) a secondary endpoint of a study of dronedarone, or a pharmaceutically acceptable salt thereof, was time to first hospitalization for myocardial infarction;
- i) a secondary endpoint of a study of dronedarone, or a pharmaceutically acceptable salt thereof, was time to first hospitalization for myocardial infarction;
- j) a secondary endpoint of a study of dronedarone, or a pharmaceutically acceptable salt thereof, was time to first hospitalization for transient ischemic event or cerebral stroke; and
- k) a secondary endpoint of a study of dronedarone, or a pharmaceutically acceptable salt thereof, was time to sudden death,
- l) dronedarone, or a pharmaceutically acceptable salt thereof, reduced the combined endpoint of cardiovascular hospitalization or death from any cause by about 24 percent;
- m) dronedarone, or a pharmaceutically acceptable salt thereof, reduced the combined endpoint of cardiovascular hospitalization or death from any cause by 24.2 percent;
- n) dronedarone, or a pharmaceutically acceptable salt thereof, reduced the combined endpoint of cardiovascular hospitalization or death from any cause by 24.2 percent, driven by a reduction in cardiovascular hospitalization; and
- o) 70 percent of patient enrolled in a study of dronedarone, or a pharmaceutically acceptable salt thereof, had no heart failure.

[0072] In one embodiment, the message is provided in a label or package insert.

[0073] The invention also concerns an article of manufacture comprising

- a) a packaging material;
- b) dronedarone or pharmaceutically acceptable salts thereof, and
- c) a label or package insert contained within the packaging material indicating that dronedarone or pharmaceutically acceptable salts thereof is contraindicated in patients with severe heart failure.

[0074] In some embodiments, the packaging material indicates that dronedarone or pharmaceutically acceptable salts thereof is contraindicated in patients with severe heart failure indicated by one or more of the following:

- a) a history of, or current symptoms of congestive heart failure;
- b) symptoms of heart failure with minimal exertion within the last month;
- c) hospitalization of the patient for heart failure within the last month;
- d) hospitalization of the patient for NYHA Class IV heart failure;
- e) hospitalization of the patient for NYHA Class III heart failure within the last month, and
- f) hospitalization of the patient for heart failure with recent decompensation as indicated by the need for hospitalization or intravenous therapy,
- g) hospitalization of the patient for heart failure with recent decompensation requiring hospitalization or intravenous therapy for the treatment of heart failure.

[0075] The invention also relates to a package comprising dronedarone or pharmaceutically acceptable salts thereof and a label, said label comprising a printed statement which informs a prospective user that dronedarone or pharmaceutically acceptable salts thereof is contraindicated in patients with severe heart failure.

[0076] In some embodiments, the printed statement informs a prospective user of one or more of the following:

- a) that dronedarone or pharmaceutically acceptable salts thereof is contraindicated in patients with severe heart failure indicated by a history of, or current symptoms of congestive heart failure;
- b) that dronedarone or pharmaceutically acceptable salts thereof is contraindicated in patients with severe heart failure indicated by symptoms of heart failure with minimal exertion within the last month; and
- c) that dronedarone or pharmaceutically acceptable salts thereof is contraindicated in patients with severe heart failure indicated by hospitalization for heart failure within the last month,
- d) that dronedarone or pharmaceutically acceptable salts thereof is contraindicated in patients with severe heart failure indicated by NYHA Class IV,
- e) that dronedarone or pharmaceutically acceptable salts thereof is contraindicated in patients with severe heart failure indicated by NYHA Class III within the last month,
- f) that dronedarone or pharmaceutically acceptable salts thereof is contraindicated in patients with severe heart failure indicated by recent decompensation as indicated by the need for hospitalization or intravenous therapy, for example intravenous inotropic or diuretic therapy,
- g) dronedarone or pharmaceutically acceptable salts thereof is contraindicated in patients who were hospitalized for heart failure with recent decompensation requiring hospitalization or intravenous therapy for the treatment of heart failure.

[0077] The invention also relates to a package comprising dronedarone or a pharmaceutically acceptable salt thereof and a label, said label comprising at least one message selected from the group consisting of:

- a) a primary endpoint of a study of dronedarone, or a pharmaceutically acceptable salt thereof, was the time to first hospitalization for cardiovascular reasons or death from any cause; and
- b) a secondary endpoint of a study of dronedarone, or pharmaceutically acceptable salt thereof, was death from any cause;
- c) a secondary endpoint of a study of dronedarone, or a pharmaceutically acceptable salt thereof, was time to death from any cause;
- d) a secondary endpoint of a study of dronedarone, or a pharmaceutically acceptable salt thereof, was time to cardiovascular death;
- e) a secondary endpoint of a study of dronedarone, or a pharmaceutically acceptable salt thereof, was time to first hospitalization for cardiovascular reasons;
- f) a secondary endpoint of a study of dronedarone, or a pharmaceutically acceptable salt thereof, was time to first hospitalization for atrial fibrillation and other supraventricular rhythm disorders;
- g) a secondary endpoint of a study of dronedarone, or a pharmaceutically acceptable salt thereof, was time to first hospitalization for worsening heart failure;
- h) a secondary endpoint of a study of dronedarone, or a pharmaceutically acceptable salt thereof, was time to first hospitalization for myocardial infarction;
- i) a secondary endpoint of a study of dronedarone, or a pharmaceutically acceptable salt thereof, was time to first hospitalization for myocardial infarction;
- j) a secondary endpoint of a study of dronedarone, or a pharmaceutically acceptable salt thereof, was time to first hospitalization for transient ischemic event or cerebral stroke; and
- k) a secondary endpoint of a study of dronedarone, or a pharmaceutically acceptable salt thereof, was time to sudden death,
- l) dronedarone, or a pharmaceutically acceptable salt thereof, reduced the combined endpoint of cardiovascular hospitalization or death from any cause by about 24 percent;
- m) dronedarone, or a pharmaceutically acceptable salt thereof, reduced the combined endpoint of cardiovascular hospitalization or death from any cause by 24.2 percent;
- n) dronedarone, or a pharmaceutically acceptable salt thereof, reduced the combined endpoint of cardiovascular hospitalization or death from any cause by 24.2 percent, driven by a reduction in cardiovascular hospitalization; and
- o) 70 percent of patient enrolled in a study of dronedarone, or a pharmaceutically acceptable salt thereof, had no heart failure.

[0078] Another method of the invention comprises treating a patient with a recent history of or current atrial fibrillation or flutter, said method comprising administering to said patient a therapeutically effective amount of dronedarone, or a

pharmaceutically acceptable salt thereof, wherein said patient does not have severe heart failure.

[0079] In one embodiment, the patient does not have severe heart failure indicated by one or more selected from the group consisting of:

- a) history or, or current symptoms of congestive heart failure at rest;
- b) symptoms of heart failure with minimal exertion within the last month; and
- c) hospitalization for heart failure within the last month,
- d) NYHA Class IV,
- e) NYHA Class III within the last month,
- f) recent decompensation as indicated by the need for hospitalization or intravenous therapy, for example intravenous inotropic or diuretic therapy,
- g) recent decompensation requiring hospitalization or intravenous therapy for the treatment of heart failure.

[0080] Another method of the invention relates to transforming a patient with a recent history of or current atrial fibrillation or flutter by decreasing the patient's risk of cardiovascular hospitalizations or mortality, comprising administering to said patient a therapeutically effective amount of dronedarone, or a pharmaceutically acceptable salt thereof, wherein said patient does not have severe heart failure.

[0081] A subject of the invention is a method of decreasing the risk of cardiovascular hospitalizations or mortality in a patient having a history of atrial fibrillation or atrial flutter, said method comprising administering dronedarone, or a pharmaceutically acceptable salt thereof, twice a day with a meal to a patient in need thereof, wherein said patient does not have severe heart failure.

[0082] In terms of clinical study, the prevention of "cardiovascular hospitalizations or of mortality" or of "cardiovascular hospitalizations or of cardiovascular mortality" or of "cardiovascular hospitalizations or of sudden death" constitute what are referred to as composite criteria or a combined endpoint.

[0083] All the percentages given above correspond to average values.

[0084] Diuretics are widely prescribed for their efficacy in the treatment of a diversity of conditions, such as arterial hypertension, congestive heart failure, renal insufficiency, nephrotic syndrome, cirrhosis or glaucoma.

[0085] One of the major consequences of a treatment based on diuretics, except for potassium sparing diuretics, is increased potassium excretion which can result in hypokalaemia.

[0086] Now, hypokalaemia is known to increase cardiac excitability, resulting, in certain patients, in ventricular arrhythmia and sudden death (Cooper et al., Circulation, 1999, 100, pages 1311-1315).

[0087] Advantageously, a subject of the present invention is also the use of dronedarone or a pharmaceutically acceptable salt thereof, for the preparation of a medicament for use in the prevention of cardiovascular hospitalizations and/or of mortality in patients having a history of atrial fibrillation or atrial flutter and receiving a diuretic-based treatment, in particular a treatment based on non-potassium sparing diuretics.

[0088] A subject of the present invention is also the use of dronedarone or a pharmaceutically acceptable salt thereof, for the preparation of a medicament for regulating the potassium level in the blood, in particular for use in the prevention of hypokalaemia, especially in patients having histories of atrial fibrillation or atrial flutter and/or patients receiving a diuretic-based treatment, in particular a treatment based on non-potassium sparing diuretics.

[0089] Said diuretic is administered at therapeutically active doses chosen between 1 mg/day and 2 g/day.

[0090] Among the pharmaceutically acceptable salts of dronedarone, mention may be made of the hydrochloride.

[0091] The term "non-potassium sparing diuretic" is intended to mean a diuretic which increases potassium excretion.

[0092] The term "cardiovascular hospitalization" means a hospitalization which is caused by at least one of the following pathologies (Hohnloser et al., Journal of cardiovascular electrophysiology, January 2008, vol. 19, No. 1, pages 69-73):

- relating to atherosclerosis,
- myocardial infarction or unstable angina pectoris,
- stable angina pectoris or atypical thoracic pain,
- syncope,
- transient ischemic event or cerebral stroke (except intracranial haemorrhage),
- atrial fibrillation and other supraventricular rhythm disorders,
- non-fatal cardiac arrest,
- ventricular arrhythmia,
- cardiovascular surgery, except heart transplant,
- heart transplant,
- implantation of a cardiac stimulator (pacemaker), of an implantable defibrillator ("ICD") or of another cardiac device,
- percutaneous coronary, cerebrovascular or peripheral intervention,
- variations in arterial pressure (hypotension, hypertension, except syncope),

- cardiovascular infection,
- major bleeding/haemorrhage (requiring two or more blood cell pellets or any intracranial haemorrhage),
- pulmonary embolism or deep vein thrombosis,
- worsening of congestive heart failure including acute pulmonary oedema or dyspnoea from cardiac causes.

[0093] Consequently, the prevention of cardiovascular hospitalization may be understood as the prevention of cardiovascular hospitalization for at least one of the above mentioned pathologies.

[0094] Mention may be made of the prevention of cardiovascular hospitalization for atrial fibrillation and/or other supraventricular rhythm disorders.

[0095] Mention may also be made of the prevention of cardiovascular hospitalization for transient ischemic event or cerebral stroke.

[0096] Thus, a subject of the present invention is also the use of dronedarone or a pharmaceutically acceptable salt thereof, for the preparation of a medicament for the prevention of cardiovascular hospitalization for at least one of the above mentioned pathologies such as atrial fibrillation and/or other supraventricular rhythm disorders and/or stroke.

[0097] The term "mortality" or "death" are equivalent and cover mortality due to any cause, whether cardiovascular or non-cardiovascular or unknown.

[0098] The term "cardiovascular mortality" covers, in the context of the invention, mortality due to any cardiovascular causes (any death except those due to a non-cardiovascular cause), in particular death from an arrhythmic cause, also called arrhythmic death, and more particularly, sudden death from cardiovascular causes, also called sudden death or sudden cardiac death.

[0099] Cardiovascular mortality may be due for example to :

- Aortic dissection/aneurysm
- Cardiac tamponade
- Cardiogenic shock
- congestive heart failure
- Death during a cardiovascular transcatheter interventional procedure or cardiovascular surgical intervention
- Hemorrhage (except cardiac tamponade)
- Myocardial infarction or unstable angina (including complications of myocardial infarction, except arrhythmias)
- Pulmonary or peripheral embolism
- Stroke
- Sudden cardiac death (eg, unwitnessed death or documented asystole)
- Ventricular arrhythmia, subclassified as torsades de pointes, ventricular extrasystole, ventricular fibrillation, ventricular tachycardia (non-sustained and sustained ventricular tachycardia), or other ventricular arrhythmia
- Unknown cause

[0100] The term "sudden death" refers, in general, to death occurring within the hour or less than one hour after the appearance of new symptoms or unexpected death without warning.

[0101] It will also be specified that the expression "patients having a history of atrial fibrillation or atrial flutter", "patients with a history of or a current atrial fibrillation or flutter" or "patients with a recent history of or a current atrial fibrillation or flutter" or "patients with paroxysmal or persistent atrial fibrillation or flutter" or "patients with a history of, or a current paroxysmal or persistent atrial fibrillation or flutter" or "patients with a recent history of, or a current paroxysmal or persistent atrial fibrillation or flutter" or "patients with paroxysmal or intermittent atrial fibrillation or atrial flutter and a recent episode of atrial fibrillation or atrial flutter, who are in sinus rhythm or who will be cardioverted" or "patients with paroxysmal or persistent atrial fibrillation or atrial flutter and a recent episode of atrial fibrillation or atrial flutter, who are in sinus rhythm or who will be cardioverted" means a patient who, in the past, has presented one or more episodes of atrial fibrillation or flutter and/or who is suffering from atrial fibrillation or atrial flutter at the time the dronedarone or a pharmaceutically acceptable salt thereof is used. More particularly, this expression means patients with documentation of having been in both atrial fibrillation or flutter and sinus rhythm within the last 6 months preceding the start of treatment. Patients could be either in sinus rhythm, or in atrial fibrillation or flutter at the time the dronedarone or a pharmaceutically acceptable salt thereof is initiated.

[0102] It will also be specified that the terms "persistent" and intermittent" are equivalent.

[0103] Patients in "permanent atrial fibrillation or flutter" are patients that have all scheduled ECGs in this rhythm throughout the period the dronedarone or a pharmaceutically acceptable salt thereof is administered.

[0104] The term "coronary disease" or "coronary heart disease" refers to:

- 1) Coronary artery disease: documented history of acute myocardial infarction and/or significant ($\geq 70\%$) coronary artery stenosis and/or history of a revascularization procedure (percutaneous transluminal coronary angioplasty,

stent implantation in a coronary artery, coronary artery bypass graft, etc) and/or a positive exercise test and/or positive nuclear scan of cardiac perfusion

2) Ischemic dilated cardiomyopathy: clinically significant left ventricular dilatation secondary to coronary artery disease

5

[0105] Of course, it may be understood that "prevention of cardiovascular hospitalization and/or mortality" results in the reduction of the risk of cardiovascular hospitalization and or mortality or in the reduction of the need of cardiovascular hospitalization and or mortality.

10

[0106] Among the patients with a recent history of, or a current atrial fibrillation or atrial flutter, mention may be made of patients with a recent history of, or a current, non permanent atrial fibrillation or flutter.

[0107] Among the patients, notably patients having a history of atrial fibrillation or atrial flutter, mention may also be made of patients also exhibiting at least one of the following risk factors:

15

- age notably equal to or above 70, or even above 75,
- hypertension,
- diabetes,
- history of cerebral stroke or of systemic embolism, i.e. prior cerebrovascular accident,
- left atrial diameter greater than or equal to 50 mm measured for example by echocardiography,
- left ventricular ejection fraction less than 40%, measured for example by two-dimensional echography.

20

[0108] The efficacy of dronedarone to reduce cardiovascular hospitalization or death is now clinically proven in patients with the above mentioned associated risk factors.

[0109] The above mentioned risks factors may be defined as cardiovascular risk factors which are associated to atrial fibrillation.

25

[0110] Among the patients, notably patients having a history of atrial fibrillation or atrial flutter, mention may also be made of patients also exhibiting additional risk factors, i.e. at least one of the following pathologies:

30

- hypertension,
- underlying structural heart disease,
- tachycardia,
- coronary disease,
- non-rheumatic heart valve disease,
- dilated cardiomyopathy of ischemic origin,
- ablation of atrial fibrillation or flutter, for example catheter ablation or endomyocardial ablation,
- supraventricular tachycardia other than atrial fibrillation or flutter,
- history of heart valve surgery,
- non-ischemic dilated cardiomyopathy,
- hypertrophic cardiomyopathy,
- rheumatic valve disease,
- sustained ventricular tachycardia,
- congenital cardiopathy,
- ablation, for example catheter ablation, for tachycardia other than for atrial fibrillation or flutter,
- ventricular fibrillation,

45

and/or at least one cardiac device chosen from:

- a cardiac stimulator,
- an implantable defibrillator ("ICD").

50

[0111] The expression "regulating the potassium level in the blood" means preventing the decrease or a possible increase in said level.

[0112] The principal classes of non-potassium sparing diuretics are:

55

- thiazide diuretics,
- loop diuretics,
- proximal diuretics (osmotics, carbonic anhydrase inhibitors).

[0113] For their therapeutic use, dronedarone and pharmaceutically acceptable salts thereof are generally introduced

into pharmaceutical compositions.

[0114] These pharmaceutical compositions contain an effective dose of dronedarone or of a pharmaceutically acceptable salt thereof, and also at least one pharmaceutically acceptable excipient.

[0115] Said pharmaceutical composition may be given once or twice a day with food.

[0116] The dose of dronedarone administered per day, orally, may reach 800 mg, taken in one or more intakes, for example one or two.

[0117] More specifically, the dose of dronedarone administered may be taken with food.

[0118] More specifically, the dose of dronedarone administered per day, orally, may reach 800 mg, taken in two intakes with a meal.

[0119] The dose of dronedarone administered per day, orally may be taken at a rate of twice a day with a meal for example with the morning and the evening meal.

[0120] More specifically, the two intakes may comprise same quantity of dronedarone.

[0121] There may be specific cases where higher or lower dosages are appropriate; such dosages do not depart from the context of the invention. According to the usual practice, the dosage appropriate for each patient is determined by the physician according to the method of administration, the weight, the pathology, the body surface, the cardiac output and the response of said patient.

[0122] Said excipients are chosen according to the pharmaceutical form and the method of administration desired, from the usual excipients which are known to those skilled in the art.

[0123] In said pharmaceutical compositions for oral, sublingual, subcutaneous, intramuscular, intravenous, topical, local, intratracheal, intranasal, transdermal or rectal administration, dronedarone, or the salt thereof, can be administered in unit administration form, as a mixture with conventional pharmaceutical excipients, to animals and to humans in the cases mentioned above.

[0124] The suitable unit administration forms comprise forms for oral administration, such as tablets, soft or hard gel capsules, powders, granules and oral solutions or suspensions, sublingual, buccal, intratracheal, intraocular or intranasal administration forms, forms for administration by inhalation, topical, transdermal, subcutaneous, intramuscular or intravenous administration forms, rectal administration forms, and implants. For topical application, dronedarone and pharmaceutically acceptable salts thereof can be used in creams, gels, ointments or lotions.

[0125] By way of example, a unit administration form of dronedarone or a pharmaceutically acceptable salt thereof, in tablet form, may correspond to one of the following examples:

| Ingredients | mg | % |
|-------------------------------------------------------------|-------|------|
| Dronedarone hydrochloride (corresponding to 400 mg of base) | 426 | 65.5 |
| Methylhydroxypropylcellulose | 21.1 | 3.25 |
| Lactose monohydrate | 46.55 | 7.2 |
| Maize starch | 45.5 | 7 |
| Polyvinylpyrrolidone | 65 | 10 |
| Poloxamer 407 | 40 | 6.15 |
| Anhydrous colloidal silica | 2.6 | 0.4 |
| Magnesium stearate | 3.25 | 0.5 |
| | 650 | 100 |

| Ingredients | mg | % |
|-------------------------------------------------------------|-------|------|
| Dronedarone hydrochloride (corresponding to 400 mg of base) | 426 | 65.5 |
| Microcrystalline cellulose | 65 | 10 |
| Anhydrous colloidal silica | 2.6 | 0.4 |
| Anhydrous lactose | 42.65 | 6.6 |
| Polyvinylpyrrolidone | 13 | 2 |
| Poloxamer 407 | 40 | 6.15 |

(continued)

| Ingredients | mg | % |
|--------------------|------|------|
| Macrogol 6000 | 57.5 | 8.85 |
| Magnesium stearate | 3.25 | 0.5 |
| | 650 | 100 |

| Ingredients | mg |
|-------------------------------------------------------------|-------|
| Dronedarone hydrochloride (corresponding to 400 mg of base) | 426 |
| Microcrystalline cellulose | 26 |
| Maize starch | 45.5 |
| Polyvinylpyrrolidone | 65 |
| Poloxamer 407 | 40 |
| Anhydrous colloidal silica | 3.25 |
| Magnesium stearate | 3.25 |
| Lactose monohydrate | 41.65 |
| | 650 |

| Ingredients | mg |
|-------------------------------------------------------------|--------|
| Dronedarone hydrochloride (corresponding to 400 mg of base) | 213 |
| Microcrystalline cellulose | 13 |
| Maize starch | 22.75 |
| Polyvinylpyrrolidone | 32.5 |
| Poloxamer 407 | 20 |
| Anhydrous colloidal silica | 1.3 |
| Magnesium stearate | 1.625 |
| Lactose monohydrate | 20.825 |
| | 650 |

[0126] According to another of its aspects, the present invention also relates to a method for treating the pathologies indicated above, which comprises the administration, to a patient, of an effective dose of dronedarone or a pharmaceutically acceptable salt thereof.

[0127] One method of the invention includes decreasing the risk of mortality, cardiac hospitalizations, or the combination thereof in a patient, said method comprising administering to said patient an effective amount of dronedarone or a pharmaceutically acceptable salt thereof, with food.

[0128] In one embodiment, the mortality is a cardiovascular mortality. In one embodiment, the mortality is a sudden death.

[0129] Another method of the invention is a method of regulating the potassium level in the blood of a patient having a history of or current atrial fibrillation or atrial flutter, said method comprising administering to said patient dronedarone or a pharmaceutically acceptable salt thereof, with food.

[0130] In some embodiments of the above methods according to the invention, the patient has a history of or current atrial fibrillation or flutter. In some embodiments of the above methods according to the invention, the patient has a recent history of or a current paroxysmal or persistent atrial fibrillation or atrial flutter. In some embodiments of the above methods according to the invention, the patient has a history of or a current, non permanent atrial fibrillation or atrial

flutter. In some embodiments of the above methods according to the invention, the administration of dronedarone or pharmaceutically acceptable salt thereof prevents cardiovascular hospitalizations. In some embodiments of the above methods according to the invention, said patient has a permanent atrial fibrillation or atrial flutter. In some embodiments of the above methods according to the invention, said patient has structural heart disease. In some embodiments of the above methods according to the invention, said patient has congestive heart failure in a stable hemodynamic condition. In some embodiments of the above methods according to the invention, said patient has congestive heart failure defined as NYHA class III in a stable hemodynamic condition. In some embodiments of the above methods according to the invention, said patient has with congestive heart failure defined by a reduced left ventricular ejection fraction below 0.35 in a stable hemodynamic condition. In some embodiments of the above methods according to the invention, said patient also exhibits one or more of the above mentioned associated risk factors.

[0131] Another method of the invention is a method of preventing coronary disease in a patient with a history of or current atrial fibrillation or atrial flutter, said method comprising administering to said patient a therapeutically effective amount of dronedarone or a pharmaceutically acceptable salt thereof. In one embodiment, said patient further receives a diuretic-based treatment. In one embodiment, said patient further receives a treatment with a non-potassium-sparing diuretics. In some embodiments, said patient also exhibits one or more of the above mentioned associated risk factors.

[0132] The present invention is illustrated by the data hereinafter with reference to the attached drawings in which:

Figure 1 represents a Kaplan Meier curve with the cumulative rate of hospitalization or of death from any cause over a period of 30 months;

Figure 2 represents a Kaplan Meier curve with the cumulative rate of hospitalization or of cardiovascular death over a period of 30 months;

Figure 3 represents a Kaplan Meier curve with the cumulative rate of hospitalization or of sudden death over a period of 30 months;

Figure 4 represents a Kaplan Meier curve with the cumulative rate of hospitalization over a period of 30 months;

Figure 5 represents a Kaplan Meier curve with the cumulative rate of death from any cause over a period of 30 months;

Figure 6 represents a Kaplan Meier curve with the cumulative rate of cardiovascular death over a period of 30 months;

Figure 7 represents a Kaplan Meier curve with the cumulative rate of sudden death over a period of 30 months;

Figure 8 represents the mean variations in potassium between the first and the last administration over a period of 30 months.

Figure 9 represents a Kaplan Meier curve with the cumulative rate of hospitalization or of death from any cause over a period of 30 months.

Figure 10 represents a Kaplan Meier curve with the cumulative rate of hospitalization or of death from any cause in Patients with NYHA class III congestive heart failure over a period of 30 months.

[0133] The efficacy, relative to a placebo, of dronedarone and of pharmaceutically acceptable salts thereof, in the prevention of cardiovascular hospitalizations or of mortality was demonstrated, by means of dronedarone hydrochloride, in a prospective, multinational, multicentre, double-blind clinical study with random distribution in two groups of treatment (group treated with dronedarone hydrochloride and group treated with a placebo) of patients having a history of atrial fibrillation or atrial flutter.

I. Patient selection

[0134] The patients had to have a history of atrial fibrillation or flutter and/or could be in normal sinus rhythm or in atrial fibrillation or flutter at inclusion.

[0135] The patient recruitment was carried out by taking into account the following inclusion criteria:

Inclusion criteria:

[0136]

1) One of the following risk factors had to be present:

- age equal to or greater than 70 years,
- hypertension (taking antihypertensives of at least two different classes),
- diabetes,
- history of cerebral stroke (transient ischemic event or completed cerebral stroke) or of systemic embolism,
- left atrial diameter greater than or equal to 50 mm measured by echocardiography,
- left ventricular ejection fraction less than 40%, measured by two-dimensional echography;
- or
- age equal to or above 70, or even above 75, possibly combined with at least one of the risk factors below:
 - o hypertension (taking antihypertensives of at least two different classes),
 - o diabetes,
 - o history of cerebral stroke (transient ischemic event or completed cerebral stroke) or of systemic embolism,
 - left atrial diameter greater than or equal to 50 mm measured by echocardiography,
 - o left ventricular ejection fraction less than 40%, measured by two-dimensional echography;

2) availability of an electrocardiogram carried out during the past 6 months in order to document the presence or the history of atrial fibrillation or flutter;

3) availability of an electrocardiogram carried out during the past 6 months in order to document the presence or absence of normal sinus rhythm.

Exclusion criteria:

General criteria:

[0137]

- Refusal or inability to give informed consent to participate in the study.
- Any non cardiovascular illness or disorder that could preclude participation or severely limit survival including cancer with metastasis and organ transplantation requiring immune suppression
- Pregnant women (pregnancy test must be negative) or women or childbearing potential not on adequate birth control: only women with a highly effective method of contraception [oral] contraception or intra-uterine device (IUD) or sterile can be randomize.
- Breastfeeding women
- Previous (2 preceding months) or current participation in another trial with an investigational drug (under development) or with an investigational device.
- Previous participation in this trial.

Criteria Related to a cardiac condition:

[0138]

- Patients in permanent atrial fibrillation
- Patients in unstable hemodynamic condition such as acute pulmonary edema within 12 hours prior to start of study medication; cardiogenic shock; treatment with IV pressor agents; patients on respirator; congestive heart failure of stage NYHA IV within the last 4 weeks; uncorrected, hemodynamically significant primary obstructive valvular disease; hemodynamically significant obstructive cardiomyopathy; a cardiac operation or revascularization procedure within 4 weeks preceding randomization
- Planned major non-cardiac or cardiac surgery or procedures including surgery for valvular heart disease, coronary artery bypass graft (CABG), percutaneous coronary intervention (PCI), or on urgent cardiac transplantation list
- Acute myocarditis or constrictive pericarditis
- Bradycardia < 50 bpm and/or PR-interval ≥ 0.28 sec on the last 12-lead ECG.
- Significant sinus node disease (documented pause of 3 seconds or more) or 2nd or 3rd degree atrioventricular block (AV-block) unless treated with a pacemaker.

Criteria Related to Concomitant Medications:

[0139] Need of a concomitant medication that is prohibited in this trial, including the requirement for Vaughan Williams Class I and III anti-arrhythmic drugs, that would preclude the use of study drug during the planned study period, i.e. patients have to stop others antiarrhythmics such as Vaughan Williams Class I and III anti-arrhythmic drugs, for example amiodarone, flecainide, propafenone, quinidine, disopyramide, dofetilide, solatol.

Criteria Related to Laboratory Abnormalities:**[0140]**

- Plasma potassium < 3.5 mmol/l (as anti-arrhythmic drugs can be arrhythmogenic in patients with hypokalemia, this must be corrected prior to randomization.
- A calculated GFR at baseline < 10 ml/min using the Cockcroft Gault formula ($\text{GFR [ml/min]} = (140 - \text{AGE [years]} * \text{WEIGHT [kilograms]} * \text{CONSTANT} / \text{CREATININE } [\mu\text{mol/L}])$, where CONSTANT is 1 for men and 0.85 for women)ⁱ

[0141] Furthermore, the concomitant use of grapefruit juice and all potent inhibitors of CYP3A4 such as ketoconazole were prohibited.

II. Duration and treatment

[0142] Treatment was initiated using tablets containing either the placebo or an amount of dronedarone hydrochloride corresponding to 400 mg of dronedarone at a rate of twice a day with the morning and evening meal and more specifically at a rate of one tablet in the morning during or shortly after breakfast and one tablet in the evening during or shortly after dinner.

[0143] The anticipated duration of the treatment was variable according to the time at which each patient was included in the study, and could range from a minimum of 12 months for the last patient included up to a maximum corresponding to the entire duration of the study (12 months + duration of inclusion), i.e. approximately 30 months for the first patients included.

III. Results

[0144] The results obtained in this trial were analysed by the Kaplan Meier method for the figures, and the relative risk (RR) was estimated using Cox's proportional-effect regression model.

[0145] The relative risk (RR) is the ratio of the rates of occurrence of a hospitalization or of a death among the patients on dronedarone, relative to the patients on placebo.

[0146] The percentage reduction x of a given event (hospitalization, death, cardiovascular death, etc.) is calculated in the following way:

$$x = 1 - \text{relative risk.}$$

III.1. Results relating to cardiovascular hospitalizations and to mortality (principal judgement criterion)

[0147] Among the 4628 patients included in the study, 2301 were part of the group treated with dronedarone hydrochloride.

917 events were recorded in the placebo group, against 734 in the group treated with dronedarone hydrochloride.

The calculated relative risk is 0.758 with a $p = 2 \times 10^{-8}$, i.e. a reduction in cardiovascular hospitalizations and deaths of 24.2% on dronedarone hydrochloride, the result being highly significant.

[0148] Figure 1, which reproduces the results obtained, shows a clear separation of the two cumulative curves very soon after the beginning of the treatment, this separation persisting over time throughout the duration of the study.

III.2. Results relating to cardiovascular hospitalizations and to cardiovascular mortality

[0149] Among the 4628 patients included in the study, 2301 were part of the group treated with dronedarone hydrochloride.

892 events were recorded in the placebo group, against 701 in the group treated with dronedarone hydrochloride. The calculated relative risk is 0.745 with a $p = 45 \times 10^{-10}$, i.e. a reduction in cardiovascular hospitalizations and cardiovascular deaths of 25.5% on dronedarone hydrochloride, the result being highly significant.

[0150] Figure 2, which reproduces the results obtained, shows a clear separation of the two cumulative curves very soon after the beginning of the treatment, this separation persisting over time throughout the duration of the study.

III.3. Results relating to cardiovascular hospitalizations and to sudden death

[0151] Among the 4628 patients included in the study, 2301 were part of the group treated with dronedarone hydrochloride.

873 events were recorded in the placebo group, against 684 in the group treated with dronedarone hydrochloride. The calculated relative risk is 0.743 with a $p = 48 \times 10^{-10}$, i.e. a reduction in cardiovascular hospitalizations and sudden deaths of 25.5% on dronedarone hydrochloride, the result being highly significant.

[0152] Figure 3, which reproduces the results obtained, shows a clear separation of the two cumulative curves very soon after the beginning of the treatment, this separation persisting over time throughout the duration of the study.

III.4. Results relating to cardiovascular hospitalizations

[0153] Among the 4628 patients included in the study, 2301 were part of the group treated with dronedarone hydrochloride.

859 events were recorded in the placebo group, against 675 in the group treated with dronedarone hydrochloride. The calculated relative risk is 0.745 with a $p = 9 \times 10^{-9}$, i.e. a reduction in cardiovascular hospitalizations of 25.5% on dronedarone hydrochloride.

[0154] Figure 4, which reproduces the results obtained, shows a clear separation of the two cumulative curves very soon after the beginning of the treatment, this separation persisting over time throughout the duration of the study.

III.5. Results relating to cardiovascular hospitalizations for atrial fibrillation or supraventricular arrhythmia

[0155] Among the 4628 patients included in the study, 2301 were part of the group treated with dronedarone hydrochloride.

457 events were recorded in the placebo group, against 296 in the group treated with dronedarone hydrochloride. The calculated relative risk is 0.616, i.e. a reduction in cardiovascular hospitalizations for atrial fibrillation of 38.4%

III.6. Results relating to cardiovascular hospitalizations for transient ischemic event or stroke

[0156] Among the 4628 patients included in the study, 2301 were part of the group treated with dronedarone hydrochloride. 61 events were recorded in the placebo group, against 43 in the group treated with dronedarone hydrochloride. The calculated relative risk is 0.66 with a $p = 0.027$, i.e. a reduction in cardiovascular hospitalizations for transient ischemic event or stroke of 34% on dronedarone hydrochloride.

III.7. Results relating to mortality from any cause

[0157] Among the 4628 patients included in the study, 2301 were part of the group treated with dronedarone hydrochloride.

139 deaths were recorded in the placebo group, against 116 in the group treated with dronedarone hydrochloride. The calculated relative risk is 0.844 with a $p = 0.1758$, i.e. a reduction of death of 15.6% on dronedarone hydrochloride.

[0158] Figure 5, which reproduces the results obtained, shows a clear separation of the two cumulative curves very soon after the beginning of the treatment, this separation persisting over time throughout the duration of the study.

III.8. Results relating to cardiovascular mortality

[0159] Among the 4628 patients included in the study, 2301 were part of the group treated with dronedarone hydrochloride. 94 cardiovascular deaths were recorded in the placebo group, against 65 in the group treated with dronedarone hydrochloride.

The calculated relative risk is 0.698 with a $p = 0.0252$, i.e. a reduction in cardiovascular mortality of 30.2% on dronedarone hydrochloride.

[0160] Figure 6, which reproduces the results obtained, shows a clear separation of the two cumulative curves very soon after the beginning of the treatment, this separation persisting over time throughout the duration of the study.

III.9. Results relating to arrhythmic death

[0161] Among the 4628 patients included in the study, 2301 were part of the group treated with dronedarone hydrochloride.

48 arrhythmic deaths (deaths from cardiac arrhythmia) were recorded in the placebo group, against 26 in the group treated with dronedarone hydrochloride. The calculated relative risk is 0.55 with a $p = 0.001$, i.e. a reduction of arrhythmic death of 45% on dronedarone hydrochloride.

III.10. Results relating to sudden death

[0162] Among the 4628 patients included in the study, 2301 were part of the group treated with dronedarone hydrochloride. 35 sudden deaths were recorded in the placebo group, against 14 in the group treated with dronedarone hydrochloride.

The calculated relative risk is 0.405 with a $p = 0.0031$, i.e. a reduction in sudden death of 59.5% on dronedarone hydrochloride.

[0163] Figure 7, which reproduces the results obtained, shows a clear separation of the two cumulative curves very soon after the beginning of the treatment, this separation persisting over time throughout the duration of the study.

III.11. Regulation of the blood potassium level

[0164] The potassium concentration-modulating effect is clearly documented in the study by virtue of the results of analyses of regular blood samples taken throughout the duration of the study in the context of the monitoring of vital parameters.

[0165] The variations in potassium (in mmol/l) between the first and the last administration of the medicament of the study are included in Figure 8, in which B signifies basal level, D signifies day and M signifies month.

[0166] An analysis of covariance of the change in blood potassium level, taking into account the starting value during the study after the 24th month, shows a significant difference in favour of dronedarone compared to the placebo ($p < 0.0001$).

[0167] Dronedarone therefore makes it possible to regulate the potassium level in the blood.

III.12. Results relating to the patients in the study receiving, in addition, a diuretic-based treatment

[0168] The clinical results of the study corroborate the hypothesis that modulating potassium decreases the risk of sudden death, in particular in patients exposed to the risk of a decrease in potassium exacerbated by the administration of a diuretic treatment: the reduction in the risk of sudden death by dronedarone, i.e. the prevention of sudden death compared with the placebo, was 70.4% in the patients on diuretics and 34% in the patients not taking diuretics.

[0169] Furthermore, the reduction in the risk was greater in the groups of patients liable to be treated with diuretics, such as hypertensive patients, where the reduction in the risk was 62%, against a reduction of 45.5% observed in the patients who were not hypertensive.

III.13. Results relating to cardiovascular hospitalizations and to mortality in patients who developed "permanent atrial fibrillation/flutter"

[0170] Among the 4628 patients included in the study, 2301 were part of the group treated with dronedarone hydrochloride.

294 patients who developed permanent atrial fibrillation/flutter in the group treated with placebo versus 178 patients in the group treated with dronedarone hydrochloride ($p < 0.001$).

74 events were recorded in the placebo group versus 29 in the group treated with dronedarone hydrochloride.

[0171] The calculated relative risk is 0.67 with a $p = 0.06$, i.e. a reduction in cardiovascular hospitalizations and to mortality in patients with permanent atrial fibrillation/flutter of 33% on dronedarone hydrochloride.

[0172] Figure 9, which reproduces the results obtained, shows a clear separation of the two cumulative curves very soon after the beginning of the treatment, this separation persisting over time throughout the duration of the study.

III.14. Results relating to the prevention of cardiovascular hospitalization or death in patients with a structural heart disease

[0173] From the 4628 patients included in the trial, 2301 were part of the group treated with dronedarone hydrochloride.

[0174] 629 events were reported in the placebo group versus 486 in the group treated with dronedarone hydrochloride. Calculated relative risk was equal to 0.76, i.e. a decrease of cardiovascular hospitalization or death of 24%.

III.15. Results relating to the prevention of cardiovascular hospitalization in patients with a structural heart disease

[0175] From the 4628 patients included in the trial, 2301 were part of the group treated with dronedarone hydrochloride.

[0176] 583 events were reported in the placebo group versus 452 in the group treated with dronedarone hydrochloride. Calculated relative risk was equal to 0.76, i.e. a decrease of cardiovascular hospitalization of 24%.

III.16. Results relating to the prevention of death in patients with a structural heart disease

[0177] From the 4628 patients included in the trial, 2301 were part of the group treated with dronedarone hydrochloride.

[0178] 106 events were reported in the placebo group versus 77 in the group treated with dronedarone hydrochloride. Calculated relative risk was equal to 0.76, i.e. a decrease of death of 24%.

III.17. Results relating to the prevention of cardiovascular death in patients with a structural heart disease

[0179] From the 4628 patients included in the trial, 2301 were part of the group treated with dronedarone hydrochloride.

[0180] 75 events were reported in the placebo group versus 48 in the group treated with dronedarone hydrochloride. Calculated relative risk was equal to 0.67, i.e. a decrease of cardiovascular deaths of 33%.

III.18. Results relating to the prevention of cardiovascular hospitalization and death in patients with a congestive heart failure defined as NYHA class III in a stable hemodynamic condition

[0181] From the 4628 patients included in the trial, 2301 were part of the group treated with dronedarone hydrochloride.

[0182] At randomization, 109 patients with NYHA class III congestive heart failure in a stable hemodynamic condition were part of the placebo group and 91 patients with NYHA class III congestive heart failure in a stable hemodynamic condition were part of the group treated with dronedarone hydrochloride.

[0183] 71 events were reported in the placebo group versus 40 in the group treated with dronedarone hydrochloride. Calculated relative risk was equal to 0.56, i.e. a decrease of cardiovascular hospitalization or death of 44%.

[0184] Figure 10 shows that the effect of dronedarone occurred early and increased over time.

III.19. Results relating to the prevention of cardiovascular hospitalization and death in patients with congestive heart failure defined with a reduced left ventricular ejection fraction below 0.35 in a stable hemodynamic condition

[0185] From the 4628 patients included in the trial, 2301 were part of the group treated with dronedarone hydrochloride. At randomization, 87 patients with congestive heart failure in a stable hemodynamic condition as defined by a reduced left ventricular ejection fraction below 0.35 were part of the placebo group and 92 patients with congestive heart failure in a stable hemodynamic condition defined with a reduced left ventricular ejection fraction below 0.35 were part of the group treated with dronedarone hydrochloride.

[0186] 47 events were reported in the placebo group versus 39 in the group treated with dronedarone hydrochloride. Calculated relative risk was equal to 0.68, i.e. a decrease of cardiovascular hospitalization or death 32%.

III.20. Results relating to the prevention of death in patients with congestive heart failure defined as NYHA class III

[0187] From the 4628 patients included in the trial, 2301 were part of the group treated with dronedarone hydrochloride. At randomization, 109 patients with NYHA class III congestive heart failure in a stable hemodynamic condition were part of the placebo group and 91 patients with NYHA class III congestive heart failure in a stable hemodynamic condition were part of the group treated with dronedarone hydrochloride.

[0188] 21 events were reported in the placebo group versus 12 in the group treated with dronedarone hydrochloride. Calculated relative risk was equal to 0.66, i.e. a decrease of death of 34%.

III.21. Results relating to the prevention of death in patients with congestive heart failure in a stable hemodynamic condition as defined by a reduced left ventricular ejection fraction below 0.35

[0189] From the 4628 patients included in the trial, 2301 were part of the group treated with dronedarone hydrochloride. At randomization, 87 patients with congestive heart failure in a stable hemodynamic conditions defined by a reduced left ventricular ejection fraction below 0.35 were part of the placebo group and 92 patients with congestive heart failure in a stable hemodynamic condition as defined by a reduced defined with a left ventricular ejection fraction below 0.35 were part of the group treated with dronedarone hydrochloride.

[0190] 16 events were reported in the placebo group versus 10 in the group treated with dronedarone hydrochloride.

Calculated relative risk was equal to 0.55, i.e. a decrease of death of 45%.

III.22. Results relating to the prevention of death in patients with congestive heart failure in a stable hemodynamic condition as defined as NYHA class III and by a reduced left ventricular ejection fraction below 0.35

[0191]

| | Placebo (N= 23) | Dronedaron 400mg BID (N= 24) |
|-----------------------------------------------------|-----------------------|---------------------------------|
| Number of events, n | 19 | 13 |
| Median survival [95% CI](day) | 254.0 [131.0; 293.0] | 487.0 [182.0 ; NA] |
| Cumulative incidence of events at 6 months [95% CI] | 0.348 [0.153 ; 0.542] | 0.292 [0.110 ; 0.474] |
| Cumulative incidence of events at 1 year [95% CI] | 0.696 [0.508 ; 0.884] | 0.375 [0.181 ; 0.569] |
| Cumulative incidence of events at 2 years [95% CI] | 0.837 [0.680 ; 0.993] | 0.578 [0.368 ; 0.788] |
| Endpoint's composition: | | |
| Cardiovascular hospitalization | 15 | 10 |
| Death from any cause | 4 | 3 |
| - Cardiovascular death | 3 | 2 |
| - Non cardiovascular death | 1 | 1 |
| Log-rank test p-value | 0.0711 | |
| Relative risk [95% CI]a | 0.523 [0.256; 1.070] | |

III.23. Results relating to the prevention of hospitalizations associated with congestive heart failure, that is for patients who developed congestive heart failure

[0192] From the 4628 patients included in the trial, 2301 were part of the group treated with dronedarone hydrochloride.
 [0193] 132 events were reported in the placebo group versus 112 in the group treated with dronedarone hydrochloride.
 [0194] Calculated relative risk was equal to 0.855, i.e. a decrease of cardiovascular hospitalization associated with congestive heart failure of 14.5%.

III.24. Results relating to the prevention of hospitalizations associated with class IV congestive heart failure, that is for patients who developed congestive heart failure

[0195] From the 4628 patients included in the trial, 2301 were part of the group treated with dronedarone hydrochloride. 54 events were reported in the placebo group versus 42 in the group treated with dronedarone hydrochloride.
 [0196] Calculated relative risk was equal to 0.78, i.e. a decrease of cardiovascular hospitalization associated with class IV congestive heart failure of 22%.

III.25. Results relating to the prevention of cardiovascular hospitalization or death in patients with coronary heart disease

[0197] From the 4628 patients included in the trial, 2301 were part of the group treated with dronedarone hydrochloride.
 [0198] At randomization, 737 patients with coronary heart disease were part of the placebo group and 668 patients with coronary heart disease were part of the group treated with dronedarone hydrochloride.
 [0199] 350 events were reported in the placebo group versus 252 in the group treated with dronedarone hydrochloride.
 [0200] Calculated relative risk was equal to 0.733, i.e. a decrease of cardiovascular hospitalization or death of 27% in patients with coronary heart disease (P=0.0002).

III.26. Results relating to the prevention of cardiovascular hospitalization for patients with coronary heart disease

[0201] From the 4628 patients included in the trial, 2301 were part of the group treated with dronedarone hydrochloride.
 [0202] At randomization, 737 patients with coronary heart disease were part of the placebo group and 668 patients with coronary heart disease were part of the group treated with dronedarone hydrochloride.
 [0203] 321 events were reported in the placebo group versus 233 in the group treated with dronedarone hydrochloride.
 [0204] Calculated relative risk was equal to 0.740, i.e. a decrease of cardiovascular hospitalization of 26% for patients

with coronary heart disease (P=0.0005).

III.27. Results relating to the prevention of death for patients with coronary heart disease

[0205] From the 4628 patients included in the trial, 2301 were part of the group treated with dronedarone hydrochloride.
[0206] At randomization, 737 patients with coronary heart disease were part of the placebo group and 668 patients with coronary heart disease were part of the group treated with dronedarone hydrochloride.
[0207] 66 events were reported in the placebo group versus 39 in the group treated with dronedarone hydrochloride.
[0208] Calculated relative risk was equal to 0.643, i.e. a decrease of death of 36% for patients with coronary heart disease (P=0.0273).

III.28. Results relating to the prevention of cardiovascular death for patients with coronary heart disease

[0209] From the 4628 patients included in the trial, 2301 were part of the group treated with dronedarone hydrochloride.
[0210] At randomization, 737 patients with coronary heart disease were part of the placebo group and 668 patients with coronary heart disease were part of the group treated with dronedarone hydrochloride.
[0211] 47 events were reported in the placebo group versus 26 in the group treated with dronedarone hydrochloride.
[0212] Calculated relative risk was equal to 0.602, i.e. a decrease of cardiovascular death of 40% (P=0.0355).

III.29. Results relating to the prevention of cardiovascular hospitalization and death in patients with cardiovascular risk factors

[0213]

| | N | HR (95% CI) |
|-----------------------------------------------------|------|-------------------|
| Age ≥ 75 years | 1925 | 0.75 (0.65, 0.87) |
| Hypertension | 3995 | 0.77 (0.69, 0.85) |
| Diabetes | 945 | 0.75 (0.61, 0.91) |
| Prior cerebrovascular accident or systemic embolism | 616 | 0.80 (0.62, 1.02) |
| Left atrium diameter ≥ 50 mm | 955 | 0.77 (0.63, 0.94) |
| LVEF < 0.40 | 338 | 0.72 (0.51, 1.00) |

[0214] Consequently, these results show a decrease of respectively 25%, 23%, 25%, 20%, 23%, 28% of cardiovascular hospitalization and death in patients with at least one of each above cardiovascular risk factors.

III.30. Results relating to the prevention of cardiovascular hospitalization

[0215]

| | Placebo (N=2327) | | Dronedarone (N=2301) | | HR (95% CI) |
|-----------------------------------------------------------------|------------------|---------|----------------------|---------|-----------------------|
| Any cardiovascular hospitalization | 859 | (36.9%) | 675 | (29.3%) | 0.745 [0.673-0.824] |
| Atherosclerosis related (if not otherwise specified) | 8 | (0.3%) | 11 | (0.5%) | 1.282 [0.516-3.187] |
| Myocardial infarction or unstable angina | 61 | (2.6%) | 48 | (2.1%) | 0.742 [0.508-1.083] |
| Stable angina pectoris or atypical chest pain | 41 | (1.8%) | 45 | (2.0%) | 1.042 [0.682-1.591] |
| Syncope | 24 | (1.0%) | 21 | (0.9%) | 0.836 [0.465-1.501] |
| TIA or stroke (except intracranial hemorrhage) | 35 | (1.5%) | 28 | (1.2%) | 0.751 [0.457-1.235] |
| Atrial fibrillation and other supraventricular rhythm disorders | 457 | (19.6%) | 296 | (12.9%) | 0.616 [0.532-0.713] |
| Non-fatal cardiac arrest | 2 | (<0.1%) | 3 | (0.1%) | 1.442 [0.241 - 8.632] |

EP 2 684 564 A1

(continued)

| | | Placebo (N=2327) | | Dronedarone (N=2301) | | HR (95% CI) |
|----|--------------------------------------------------------------------------------------|------------------|---------|----------------------|---------|-----------------------|
| 5 | Cardiovascular surgery except cardiac transplantation | 23 | (1.0%) | 21 | (0.9%) | 0.852 [0.472 - 1.540] |
| | Implantation of a pacemaker, ICD or any other cardiac device | 29 | (1.2%) | 32 | (1.4%) | 1.041 [0.630 - 1.721] |
| 10 | Transcutaneous coronary, cerebrovascular or peripheral procedure | 31 | (1.3%) | 27 | (1.2%) | 0.817 [0.488-1.369] |
| | Blood pressure related (hypotension, hypertension; except syncope) | 21 | (0.9%) | 21 | (0.9%) | 0.949 [0.518-1.738] |
| 15 | Cardiovascular infection | 0 | (0%) | 4 | (0.2%) | NA |
| | Major bleeding (requiring two or more units of blood or any intracranial hemorrhage) | 24 | (1.0%) | 21 | (0.9%) | 0.816 [0.454-1.466] |
| 20 | Pulmonary embolism or deep vein thrombosis | 3 | (0.1%) | 10 | (0.4%) | 3.159 [0.869-11.478] |
| | Worsening heart failure, including pulmonary edema or dyspnea of cardiac origin | 92 | (4.0%) | 78 | (3.4%) | 0.805 [0.595-1.089] |
| 25 | Ventricular extrasystoles | 1 | (<0.1%) | 1 | (<0.1%) | 0.973 [0.061-15.560] |
| | Ventricular tachycardia (non-sustained and sustained) | 6 | (0.3%) | 6 | (0.3%) | 0.952 [0.307-2.951] |
| | Ventricular fibrillation | 1 | (<0.1%) | 1 | (<0.1%) | 0.943 [0.059-15.083] |
| 30 | Other ventricular arrhythmia | 0 | (0%) | 1 | (<0.1%) | NA |

III.31. Results relating to the prevention of cardiovascular hospitalization not due to a supraventricular arrhythmia such as atrial fibrillation or flutter

[0216]

| | | Placebo (N=2327) | | Dronedarone (N=2301) | | HR (95% CI) |
|----|--------------------------------------------------------------|------------------|---------|----------------------|---------|-----------------------|
| 40 | Any non-AF cardiovascular hospitalization | 511 | (22.0%) | 438 | (19.0%) | 0.855 [0.753 - 0.972] |
| | Atherosclerosis related (if not otherwise specified) | 10 | (0.4%) | 11 | (0.5%) | 1.094 [0.464 - 2.575] |
| 45 | Myocardial infarction or unstable angina | 71 | (3.1%) | 52 | (2.3%) | 0.730 [0.511 -1.045] |
| | Stable angina pectoris or atypical chest pain | 53 | (2.3%) | 51 | (2.2%) | 0.962 [0.655 -1.412] |
| | Syncope | 28 | (1.2%) | 23 | (1.0%) | 0.822 [0.474 -1.427] |
| 50 | TIA or stroke (except intracranial hemorrhage) | 43 | (1.8%) | 32 | (1.4%) | 0.742 [0.469 -1.172] |
| | Non-fatal cardiac arrest | 2 | (<0.1) | 3 | (0.1%) | 1.504 [0.251 - 9.000] |
| 55 | Cardiovascular surgery except cardiac transplantation | 28 | (1.2%) | 24 | (1.0%) | 0.853 [0.495 -1.472] |
| | Implantation of a pacemaker, ICD or any other cardiac device | 56 | (2.4%) | 46 | (2.0%) | 0.819 [0.555 -1.210] |

(continued)

| | Placebo (N=2327) | | Dronedarone (N=2301) | | HR (95% CI) |
|----|--------------------------------------------------------------------------------------|---------------|----------------------|--|------------------------|
| 5 | Transcutaneous coronary, cerebrovascular or peripheral procedure | 40 (1.7%) | 31 (1.3%) | | 0.773 [0.484 - 1.235] |
| | Blood pressure (hypotension, hypertension, not syncope) | 26 (1.1%) | 25 (1.1%) | | 0.960 [0.554 - 1.662] |
| 10 | Cardiovascular infection | 0 (0%) | 4 (0.2%) | | NA |
| | Major bleeding (requiring two or more units of blood or any intracranial hemorrhage) | 28 (1.2%) | 27 (1.2%) | | 0.960 [0.566 - 1.628] |
| 15 | Pulmonary embolism or deep vein thrombosis | 4 (0.2%) | 11 (0.5%) | | 2.713 [0.864 - 8.521] |
| | Worsening heart failure, including pulmonary edema or dyspnea of cardiac origin | 113 (4.9%) | 89 (3.9%) | | 0.787 [0.596 - 1.039] |
| 20 | Ventricular extrasystoles | 1 (<0.1) | 1 (<0.1) | | 1.005 [0.063 - 16.062] |
| | Ventricular tachycardia (non-sustained and sustained) | 7 (0.3%) | 6 (0.3%) | | 0.857 [0.288 - 2.550] |
| | Ventricular fibrillation | 1 (<0.1) | 1 (<0.1) | | 0.997 [0.062 - 15.940] |
| 25 | Other ventricular arrhythmia | 0 (0%) | 1 (<0.1) | | NA |

[0217] For example, dronedarone was associated with a 14.5% reduction in the risk of a first cardiovascular hospitalization not due to a supraventricular arrhythmia (HR [95% CI] 0.855 [0.753 - 0.972]). As noted below, the lower number of non-AF/AFL hospitalizations on dronedarone was mainly due to fewer hospitalizations for worsening heart failure, MI or unstable angina, or stroke or TIA

Claims

1. Use of dronedarone or a pharmaceutically acceptable salt thereof, for the preparation of a medicament, wherein said medicament is taken by patients with a morning and an evening meal, for use in the prevention of cardiovascular hospitalizations.
2. Use according to Claim 1, **characterized in that** patients have a history of or a current, non permanent atrial fibrillation or atrial flutter.
3. Use according to either of Claims 1 and 2, **characterized in that** patients have a recent history of or a current paroxysmal or persistent atrial fibrillation or atrial flutter.
4. Use according to either of Claims 1, 2 and 3, **characterized in that** patients have a paroxysmal or persistent atrial fibrillation or atrial flutter.
5. Use according to anyone of the preceding claims, **characterized in that** patients have heart failure in a stable hemodynamic condition.
6. Use according to anyone of the preceding claims, **characterized in that** patients have congestive heart failure in a stable hemodynamic condition.
7. Use according to anyone of the preceding claims, **characterized in that** patients do not have heart failure in unstable hemodynamic condition.
8. Use according to anyone of the preceding claims, **characterized in that** patients do not have severe heart failure.

9. Use according to claim 1 wherein said medicament is contra-indicated for patients with severe heart failure as indicated by any of the following:

- worsening symptoms of heart failure at rest or with minimal exertion or,
- history of, or current symptoms of congestive heart failure at rest or,
- symptoms of heart failure with minimal exertion within the last month, i.e. the month prior to start of treatment or,
- hospitalization for heart failure within the last month, i.e. the month prior to start of treatment,
- NYHA Class IV,
- NYHA Class III within the last month,
- recent decompensation as indicated by the need for hospitalization or intravenous therapy,
- recent decompensation requiring hospitalization or intravenous therapy for the treatment of heart failure.

10. Use according to anyone of the preceding claims, **characterized in that** the patients also exhibit associated risk factors.

11. Use according to anyone of the preceding claims, **characterized in that** the patients also exhibit at least one of the following risk factors:

- age equal or above 70,
- diabetes,
- history of cerebral stroke or of systemic embolism,
- left atrial diameter greater than or equal to 50 mm measured by echocardiography,
- left ventricular ejection fraction less than 40%, measured by two-dimensional echography.

12. Use according to anyone of the preceding claims, **characterized in that** the patients also exhibit additional risk factors, i.e. at least one of the following pathologies:

- hypertension,
- underlying structural heart disease,
- tachycardia,
- coronary disease,
- non-rheumatic heart valve disease,
- dilated cardiomyopathy of ischemic origin,
- catheter ablation of atrial fibrillation or flutter,
- supraventricular tachycardia other than atrial fibrillation or flutter,
- history of valve surgery,
- non-ischemic dilated cardiomyopathy,
- hypertrophic cardiomyopathy,
- rheumatic valve disease,
- sustained ventricular tachycardia,
- congenital cardiopathy,
- catheter ablation for tachycardia other than for atrial fibrillation or flutter,
- ventricular fibrillation,

and/or at least one cardiac device chosen from:

- a cardiac stimulator,
- an implantable defibrillator ("ICD").

13. Use according to anyone of the preceding claims, **characterized in that** the dose of dronedarone administered per day, orally, may reach 800 mg, taken in one or more intakes.

14. Use of dronedarone or a pharmaceutically acceptable salt thereof, for the preparation of a medicament, wherein said medicament is taken with a morning and an evening meal, for use in the prevention of atrial fibrillation/flutter in patients with a history of or a current non permanent atrial fibrillation or flutter.

15. Use according Claim 14, **characterized in that** patients have a paroxysmal or persistent atrial fibrillation or atrial flutter.

16. Use according to either of Claim 14 or 15, **characterized in that** patients do not have heart failure in unstable hemodynamic condition.

17. Use according to anyone of the preceding claims 14 to 16, **characterized in that** patients do not have severe heart failure.

18. Use according to anyone of the preceding claims 14 to 17 wherein said medicament is contra-indicated for patients with severe heart failure as indicated by any of the following:

- worsening symptoms of heart failure at rest or with minimal exertion or,
- history of, or current symptoms of congestive heart failure at rest or,
- symptoms of heart failure with minimal exertion within the last month, i.e. the month prior to start of treatment or,
- hospitalization for heart failure within the last month, i.e. the month prior to start of treatment,
- NYHA Class IV,
- NYHA Class III within the last month,
- recent decompensation as indicated by the need for hospitalization or intravenous therapy,
- recent decompensation requiring hospitalization or intravenous therapy for the treatment of heart failure.

19. Use according to anyone of the preceding claims 14 to 18 wherein patients have associated risk factors.

20. Use according to anyone of claims 14 to 19 wherein patients also exhibit at least one of the following risk factors:

- age equal or above 70,
- diabetes,
- history of cerebral stroke or of systemic embolism,
- left atrial diameter greater than or equal to 50 mm measured by echocardiography,
- left ventricular ejection fraction less than 40%, measured by two-dimensional echography.

FIGURE 1

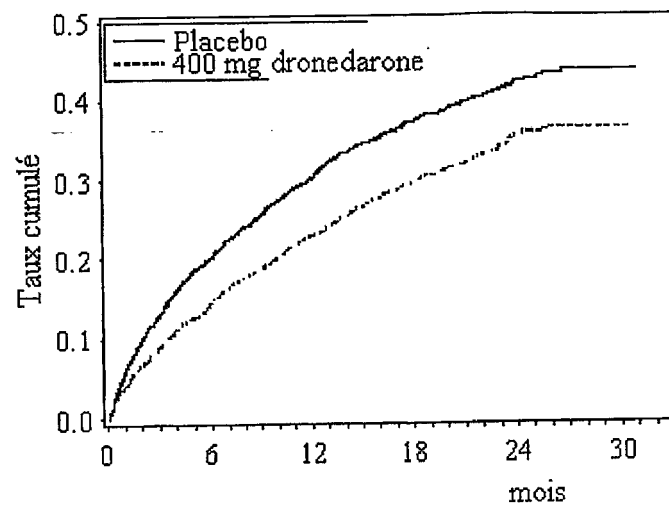


FIGURE 2

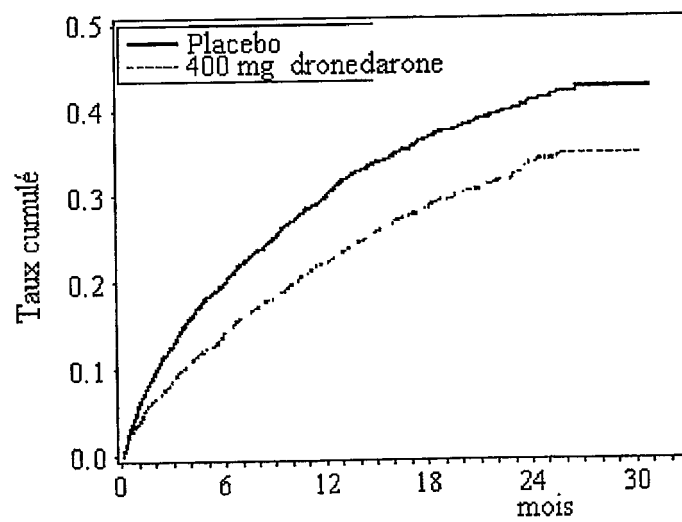


FIGURE 3

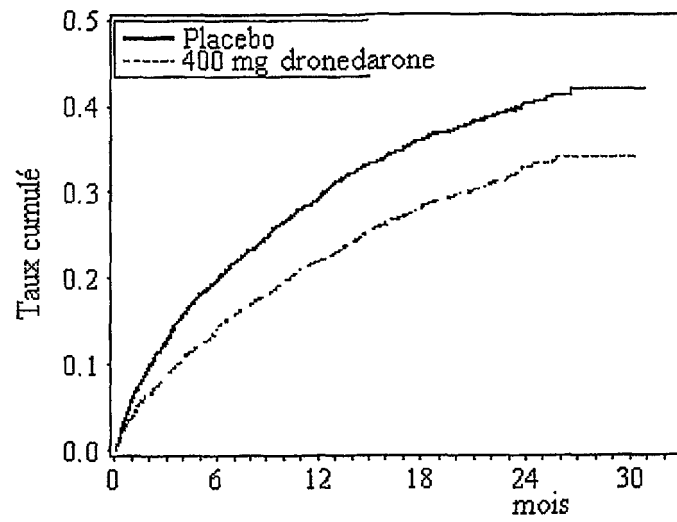


FIGURE 4

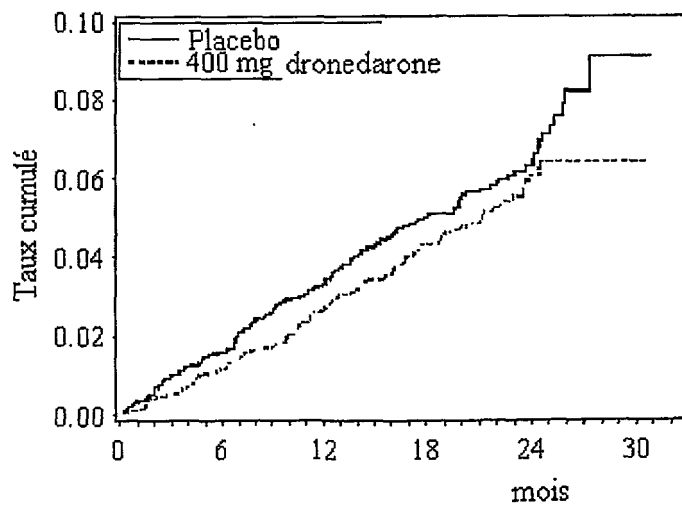


FIGURE 5

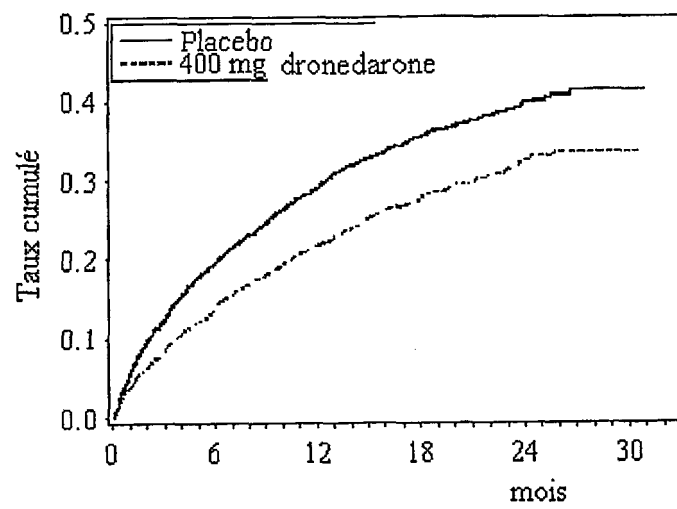


FIGURE 6

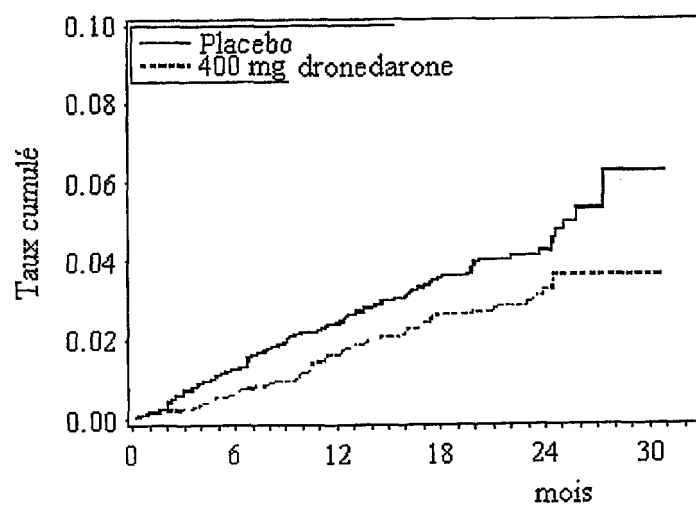


FIGURE 7

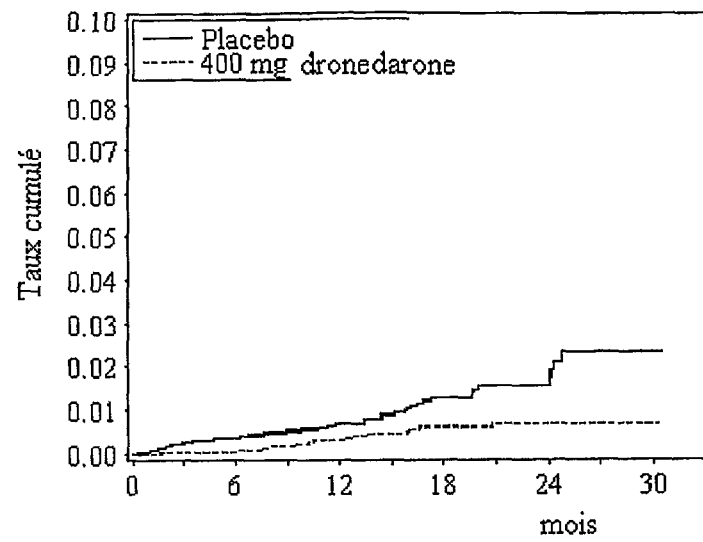


FIGURE 8

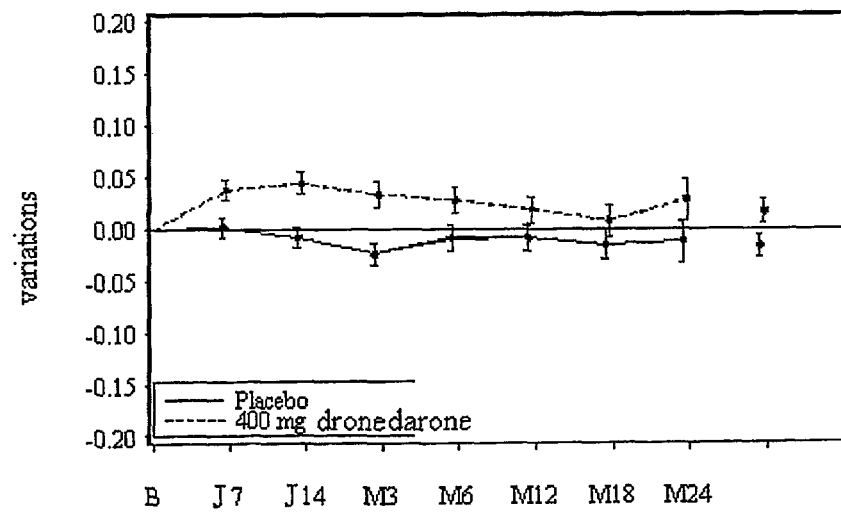


FIGURE 9

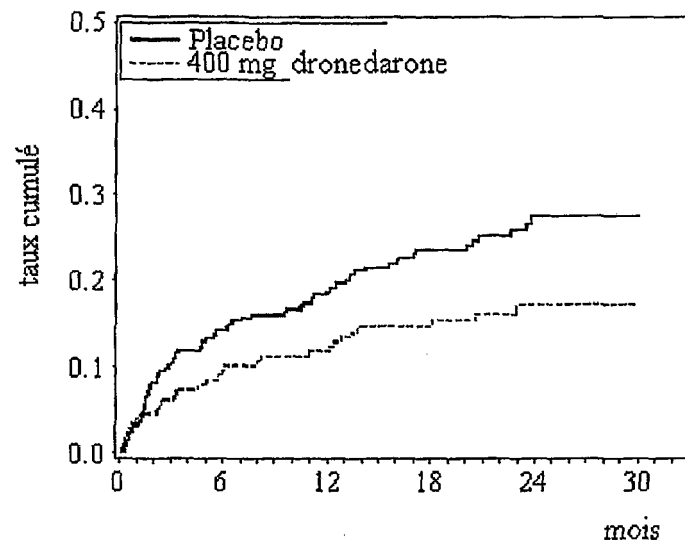
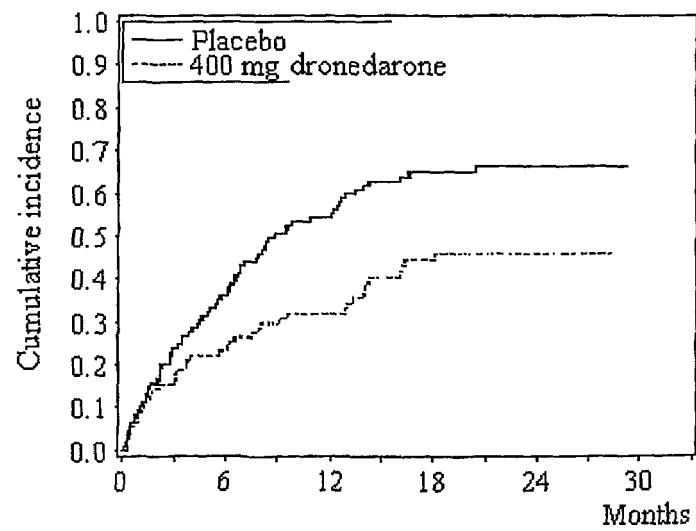


FIGURE 10





EUROPEAN SEARCH REPORT

Application Number
EP 13 17 0242

| DOCUMENTS CONSIDERED TO BE RELEVANT | | | |
|--------------------------------------------------------------------------------------------------------------------------------------------------------------------------------------------------------------------------------------------------------|--------------------------------------------------------------------------------------------------------------------------------------------------------------------------------------------------------------------------------------------------------------------------------------------------------------------------------------------------------------------------------------------------------------------------------------------------------------------------------------------------------------------------------------------------------------------------------------------------------------------------------------------------------------------------------------------------------------------------|---------------------------------------------------------------------------------------------------------------------------------------------------------------------------------------------------------------------------------------------------------------------------------------|---------------------------------------------|
| Category | Citation of document with indication, where appropriate, of relevant passages | Relevant to claim | CLASSIFICATION OF THE APPLICATION (IPC) |
| Y | HOHNLOSER STEFAN H ET AL: "Dronedarone significantly decreases the combined endpoint of hospitalization and death in patients with atrial fibrillationv", CIRCULATION, AMERICAN HEART ASSOCIATION, DALLAS, TX, vol. 112, no. 17, Suppl. S, 1 October 2005 (2005-10-01), pages U383-U384, XP008096460, ISSN: 0009-7322 * abstract * | 1-20 | INV. A61K31/343 A61P9/04 |
| Y | STEFAN H HOHNLOSER ET AL: "Rationale and Design of ATHENA: A Placebo-Controlled, Double-Blind, Parallel Arm Trial to Assess the Efficacy of Dronedarone 400 mg Bid for the Prevention of Cardiovascular Hospitalization or Death from Any Cause in Patients with Atrial Fibrillation/Atrial Flutter", JOURNAL OF CARDIOVASCULAR ELECTROPHYSIOLOGY, FUTURA PUBLISHING CO., ARMONK, NY, US, vol. 19, no. 1, 1 January 2008 (2008-01-01), pages 69-73, XP007905687, ISSN: 1045-3873 * abstract * * page 70, column 2, paragraphs 2,3 * * page 71, column 1, paragraph 1 * * page 71, column 2, lines 1-3 * * table 2 * * page 72, column 1, last paragraph - page 72, column 2, line 4 * ----- -/-- | 1-20 | TECHNICAL FIELDS SEARCHED (IPC) A61K |
| The present search report has been drawn up for all claims | | | |
| Place of search Munich | | Date of completion of the search 4 December 2013 | Examiner Renard, Delphine |
| CATEGORY OF CITED DOCUMENTS X : particularly relevant if taken alone Y : particularly relevant if combined with another document of the same category A : technological background O : non-written disclosure P : intermediate document | | T : theory or principle underlying the invention E : earlier patent document, but published on, or after the filing date D : document cited in the application L : document cited for other reasons ----- & : member of the same patent family, corresponding document | |

 2
EPO FORM 1503 03.82 (P04C01)



EUROPEAN SEARCH REPORT

Application Number
EP 13 17 0242

| DOCUMENTS CONSIDERED TO BE RELEVANT | | | | |
|-------------------------------------------------------------------------------------------------------------------------------------------------------------------------------------------------------------------------------------------------------------------------------------------------------------------------------------------------------------------------------------------------------------------------------------------------------------------------------------------------------------------------------------------------------------------|--------------------------------------------------------------------------------------------------------------------------------------------------------------------------------------------------------------------------------------------------------------------------------------------------------------------------------------|-----------------------------------------------------|-----------------------------------------|---------------------------------|
| Category | Citation of document with indication, where appropriate, of relevant passages | Relevant to claim | CLASSIFICATION OF THE APPLICATION (IPC) | |
| Y | MORROW ET AL: "New antiarrhythmic drugs for establishing sinus rhythm in atrial fibrillation: What are our therapies likely to be by 2010 and beyond?", AMERICAN HEART JOURNAL, MOSBY- YEAR BOOK INC., ST. LOUIS, MO, US, vol. 154, no. 5, 26 October 2007 (2007-10-26), pages 824-829, XP022347714, ISSN: 0002-8703 * page 828 * | 1-20 | | |
| X | DALE KRISTA M ET AL: "Dronedarone: An Amiodarone Analog for the Treatment of Atrial Fibrillation and Atrial Flutter", ANNALS OF PHARMACOTHERAPY, HARVEY WHITNEY BOOKS COMPANY, vol. 41, no. 4, 1 April 2007 (2007-04-01), pages 599-605, XP008096439, ISSN: 1060-0280 | 1-20 | | |
| Y | * page 600, column 1, paragraph * * tables 1,2 * * page 602, paragraphs MORBIDITY,AND,MORTALITY * | 1-20 | | TECHNICAL FIELDS SEARCHED (IPC) |
| A | EP 0 796 617 A (SANOFI SA [FR]) 24 September 1997 (1997-09-24) * abstract * * page 4, lines 25-30 * * claims 1,3,10 * | 1-20 | | |
| E | WO 2009/133310 A (SANOFI AVENTIS [FR]; RADZIK DAVIDE [FR]; VAN EICKELS MARTIN [DE]) 5 November 2009 (2009-11-05) * pages 10-16 * * claims 1-9 * | 1-20 | | |
| The present search report has been drawn up for all claims | | | | |
| Place of search Munich | | Date of completion of the search 4 December 2013 | Examiner Renard, Delphine | |
| <p>CATEGORY OF CITED DOCUMENTS</p> <p>X : particularly relevant if taken alone Y : particularly relevant if combined with another document of the same category A : technological background O : non-written disclosure P : intermediate document</p> <p>T : theory or principle underlying the invention E : earlier patent document, but published on, or after the filing date D : document cited in the application L : document cited for other reasons & : member of the same patent family, corresponding document</p> | | | | |

 2
EPO FORM 1503 03.02 (P04C01)



EUROPEAN SEARCH REPORT

Application Number
EP 13 17 0242

| DOCUMENTS CONSIDERED TO BE RELEVANT | | | |
|--------------------------------------------------------------------------------------------------------------------------------------------------------------------------------------------------------------------------------------------------------|------------------------------------------------------------------------------------------------------------------------------------------------------------------------------------------------------------------------------------------------------------------------------------------------------------------------------|------------------------------------------------------------------------------------------------------------------------------------------------------------------------------------------------------------------------------------------------------------------------------|-----------------------------------------|
| Category | Citation of document with indication, where appropriate, of relevant passages | Relevant to claim | CLASSIFICATION OF THE APPLICATION (IPC) |
| E | WO 2009/144551 A2 (SANOFI AVENTIS [FR]; RADZIK DAVIDE [FR]; VAN EICKELS MARTIN [DE]) 3 December 2009 (2009-12-03) * claims 1-7 * * pages 8-11 * | 1-20 | |
| E | FR 2 930 148 A (SANOFI AVENTIS SA [FR]) 23 October 2009 (2009-10-23) * claims 1-12 * * pages 11-16 * * page 5, lines 18-24 * | 1-20 | |
| Y,P | COLETTA A P ET AL: "Clinical trials update from Heart Rhythm 2008 and Heart Failure 2008: ATHENA, URGENT, INH study, HEART and CK-1827452", EUROPEAN JOURNAL OF HEART FAILURE, ELSEVIER, AMSTERDAM, NL, vol. 10, 3 August 2008 (2008-08-03), pages 917-920, XP007906369, ISSN: 1388-9842 * page 917 - page 918; table 1 * | 1-20 | |
| T | CRIJNS, H.J.G.M.; CONNOLLY, S.J.; GAUDIN, C.; VAN EICKELS, M.; ET AL.: "Effects of dronedarone on clinical outcomes in patients with atrial fibrillation and coronary heart disease: Insights from the ATHENA study", EUR HEART J, vol. 30(suppl), 2009, pages 450-450, XP002555809, * abstract * | 1-20 | |
| The present search report has been drawn up for all claims | | | TECHNICAL FIELDS SEARCHED (IPC) |
| Place of search Munich | | Date of completion of the search 4 December 2013 | Examiner Renard, Delphine |
| CATEGORY OF CITED DOCUMENTS X : particularly relevant if taken alone Y : particularly relevant if combined with another document of the same category A : technological background O : non-written disclosure P : intermediate document | | T : theory or principle underlying the invention E : earlier patent document, but published on, or after the filing date D : document cited in the application L : document cited for other reasons & : member of the same patent family, corresponding document | |

2
EPO FORM 1503 03.92 (P04C01)



EUROPEAN SEARCH REPORT

Application Number
EP 13 17 0242

| DOCUMENTS CONSIDERED TO BE RELEVANT | | | |
|--------------------------------------------------------------------------------------------------------------------------------------------------------------------------------------------------------------------------------------------------------|----------------------------------------------------------------------------------------------------------------------------------------------------------------------------------------------------------------------------------------------------------------------------------------------------------------------------------------------------------------------------------------------------------------------------------------------------------------------------------------------------------|---------------------------------------------------------------------------------------------------------------------------------------------------------------------------------------------------------------------------------------------------------------------------------------|-----------------------------------------|
| Category | Citation of document with indication, where appropriate, of relevant passages | Relevant to claim | CLASSIFICATION OF THE APPLICATION (IPC) |
| Y,P | CONNOLLY S J: "Effect of Dronedaron on Stroke and Other Cardiovascular Outcomes", INTERNET CITATION, [Online] 30 August 2008 (2008-08-30), XP009125920, Retrieved from the Internet: URL:http://resources.escardio.org/Webcast/ESC-2008/4482/> [retrieved on 2009-11-27] * the whole document * | 1-20 | |
| Y,P | HOHNLOSER STEFAN H ET AL: "Effect of dronedarone on cardiovascular events in atrial fibrillation", NEW ENGLAND JOURNAL OF MEDICINE, MASSACHUSETTS MEDICAL SOCIETY, BOSTON, MA, US, vol. 360, no. 7, 12 February 2009 (2009-02-12), pages 668-678, XP002603886, ISSN: 1533-4406 * abstract * * Hospitalization due to cardiovascular events; page 672 - page 673 * * "the difference in outcome ...heart failure"; page 675, right-hand column, last paragraph * ----- -/-- | 1-20 | |
| The present search report has been drawn up for all claims | | | TECHNICAL FIELDS SEARCHED (IPC) |
| Place of search Munich | | Date of completion of the search 4 December 2013 | Examiner Renard, Delphine |
| CATEGORY OF CITED DOCUMENTS X : particularly relevant if taken alone Y : particularly relevant if combined with another document of the same category A : technological background O : non-written disclosure P : intermediate document | | T : theory or principle underlying the invention E : earlier patent document, but published on, or after the filing date D : document cited in the application L : document cited for other reasons ----- & : member of the same patent family, corresponding document | |

2
EPO FORM 1503 03.82 (P04C01)



EUROPEAN SEARCH REPORT

Application Number
EP 13 17 0242

| DOCUMENTS CONSIDERED TO BE RELEVANT | | | |
|-------------------------------------------------------------------------------------------------------------------------------------------------------------------------------------------------------------------------------------------------------------------------------------------------------------------------------------------------------------------------------------------------------------------------------------------------------------------------------------------------------------------------------------------------------------------|------------------------------------------------------------------------------------------------------------------------------------------------------------------------------------------------------------------------------------------------------------------------------------------------------------------------------------------------|------------------------------------------------------------|-----------------------------------------|
| Category | Citation of document with indication, where appropriate, of relevant passages | Relevant to claim | CLASSIFICATION OF THE APPLICATION (IPC) |
| Y,P | STILES S: "Athena analysis suggests cut in stroke risk with dronedarone for atrial fib", INTERNET CITATION, [Online] 3 September 2008 (2008-09-03), pages 1-2, XP002509840, Retrieved from the Internet: URL:http://www.theheart.org/article/print.do?primaryKey=901685> [retrieved on 2009-01-12] * the whole document * | 1-20 | |
| T | STUART J. CONNOLLY ET AL: "Dronedarone in High-Risk Permanent Atrial Fibrillation", NEW ENGLAND JOURNAL OF MEDICINE, vol. 365, no. 24, 15 December 2011 (2011-12-15), pages 2268-2276, XP55016657, ISSN: 0028-4793, DOI: 10.1056/NEJMoal109867 * Conclusion of the abstract; page 2268 * | 1-20 | TECHNICAL FIELDS SEARCHED (IPC) |
| The present search report has been drawn up for all claims | | | |
| Place of search Munich | | Date of completion of the search 4 December 2013 | Examiner Renard, Delphine |
| <p>CATEGORY OF CITED DOCUMENTS</p> <p>X : particularly relevant if taken alone Y : particularly relevant if combined with another document of the same category A : technological background O : non-written disclosure P : intermediate document</p> <p>T : theory or principle underlying the invention E : earlier patent document, but published on, or after the filing date D : document cited in the application L : document cited for other reasons & : member of the same patent family, corresponding document</p> | | | |

2

EPO FORM 1503 03.02 (P04C01)



Application Number

EP 13 17 0242

CLAIMS INCURRING FEES

The present European patent application comprised at the time of filing claims for which payment was due.

☐ Only part of the claims have been paid within the prescribed time limit. The present European search report has been drawn up for those claims for which no payment was due and for those claims for which claims fees have been paid, namely claim(s):

☐ No claims fees have been paid within the prescribed time limit. The present European search report has been drawn up for those claims for which no payment was due.

LACK OF UNITY OF INVENTION

The Search Division considers that the present European patent application does not comply with the requirements of unity of invention and relates to several inventions or groups of inventions, namely:

see sheet B

☐ All further search fees have been paid within the fixed time limit. The present European search report has been drawn up for all claims.

☒ As all searchable claims could be searched without effort justifying an additional fee, the Search Division did not invite payment of any additional fee.

☐ Only part of the further search fees have been paid within the fixed time limit. The present European search report has been drawn up for those parts of the European patent application which relate to the inventions in respect of which search fees have been paid, namely claims:

☐ None of the further search fees have been paid within the fixed time limit. The present European search report has been drawn up for those parts of the European patent application which relate to the invention first mentioned in the claims, namely claims:

☐ The present supplementary European search report has been drawn up for those parts of the European patent application which relate to the invention first mentioned in the claims (Rule 164 (1) EPC).



**LACK OF UNITY OF INVENTION
SHEET B**

Application Number
EP 13 17 0242

The Search Division considers that the present European patent application does not comply with the requirements of unity of invention and relates to several inventions or groups of inventions, namely:

1. claims: 1-13

dronedarone for use in the prevention of cardiovascular hospitalizations

2. claims: 14-20

dronedarone for use in the prevention of atrial fibrillation/flutter in patients

**ANNEX TO THE EUROPEAN SEARCH REPORT
ON EUROPEAN PATENT APPLICATION NO.**

EP 13 17 0242

This annex lists the patent family members relating to the patent documents cited in the above-mentioned European search report.
The members are as contained in the European Patent Office EDP file on
The European Patent Office is in no way liable for these particulars which are merely given for the purpose of information.

04-12-2013

| Patent document cited in search report | | Publication date | Patent family member(s) | Publication date |
|-------------------------------------------|----|---------------------|----------------------------|---------------------|
| EP 0796617 | A | 24-09-1997 | AU 719358 B2 | 04-05-2000 |
| | | | AU 2296297 A | 10-10-1997 |
| | | | CA 2249481 A1 | 25-09-1997 |
| | | | CN 1213965 A | 14-04-1999 |
| | | | EP 0796617 A1 | 24-09-1997 |
| | | | FR 2746013 A1 | 19-09-1997 |
| | | | HU 9902580 A2 | 28-05-2001 |
| | | | JP 3253092 B2 | 04-02-2002 |
| | | | JP H11507063 A | 22-06-1999 |
| | | | NO 984299 A | 17-11-1998 |
| | | | NZ 331931 A | 25-08-2000 |
| | | | US 5985915 A | 16-11-1999 |
| | | | WO 9734597 A1 | 25-09-1997 |
| | | | ZA 9702340 A | 18-09-1998 |
| ----- | | | | |
| WO 2009133310 | A | 05-11-2009 | AR 071326 A1 | 09-06-2010 |
| | | | AU 2009241966 A1 | 05-11-2009 |
| | | | CA 2721560 A1 | 05-11-2009 |
| | | | CN 102065856 A | 18-05-2011 |
| | | | CO 6300842 A2 | 21-07-2011 |
| | | | CR 11735 A | 22-11-2010 |
| | | | DO P2010000308 A | 30-11-2010 |
| | | | EA 201071203 A1 | 30-06-2011 |
| | | | EC SP10010552 A | 30-11-2010 |
| | | | EP 2280700 A2 | 09-02-2011 |
| | | | FR 2930149 A1 | 23-10-2009 |
| | | | JP 2011517694 A | 16-06-2011 |
| | | | KR 20110005245 A | 17-01-2011 |
| | | | MA 32355 B1 | 01-06-2011 |
| | | | PE 18082009 A1 | 03-12-2009 |
| | | | SV 2010003702 A | 04-03-2011 |
| | | | TW 200951117 A | 16-12-2009 |
| | | | US 2011136899 A1 | 09-06-2011 |
| | | | UY 31772 A | 14-12-2009 |
| | | | WO 2009133310 A2 | 05-11-2009 |
| ----- | | | | |
| WO 2009144551 | A2 | 03-12-2009 | AR 072951 A1 | 06-10-2010 |
| | | | AU 2009252898 A1 | 03-12-2009 |
| | | | CA 2721491 A1 | 03-12-2009 |
| | | | CN 102065857 A | 18-05-2011 |
| | | | CO 6260065 A2 | 22-03-2011 |
| | | | CR 11734 A | 09-12-2010 |
| | | | DO P2010000300 A | 15-11-2010 |
| | | | EA 201071209 A1 | 29-04-2011 |
| | | | EC SP10010553 A | 30-11-2010 |
| | | | EP 2280702 A2 | 09-02-2011 |

EPO FORM P0459

For more details about this annex : see Official Journal of the European Patent Office, No. 12/82

**ANNEX TO THE EUROPEAN SEARCH REPORT
ON EUROPEAN PATENT APPLICATION NO.**

EP 13 17 0242

This annex lists the patent family members relating to the patent documents cited in the above-mentioned European search report.
The members are as contained in the European Patent Office EDP file on
The European Patent Office is in no way liable for these particulars which are merely given for the purpose of information.

04-12-2013

| Patent document cited in search report | Publication date | Patent family member(s) | Publication date |
|-------------------------------------------|---------------------|----------------------------|---------------------|
| | | FR 2930150 A1 | 23-10-2009 |
| | | JP 2011518147 A | 23-06-2011 |
| | | KR 20100135814 A | 27-12-2010 |
| | | MA 32356 B1 | 01-06-2011 |
| | | PE 17772009 A1 | 04-12-2009 |
| | | SV 2010003701 A | 31-01-2011 |
| | | TW 200946108 A | 16-11-2009 |
| | | US 2011124724 A1 | 26-05-2011 |
| | | UY 31768 A | 14-12-2009 |
| | | WO 2009144551 A2 | 03-12-2009 |
| <hr/> | | | |
| FR 2930148 | A | 23-10-2009 | <hr/> |

EPO FORM P0459

For more details about this annex : see Official Journal of the European Patent Office, No. 12/82

REFERENCES CITED IN THE DESCRIPTION

This list of references cited by the applicant is for the reader's convenience only. It does not form part of the European patent document. Even though great care has been taken in compiling the references, errors or omissions cannot be excluded and the EPO disclaims all liability in this regard.

Patent documents cited in the description

- EP 0471609 B1 [0002]
- WO 9840067 A [0006]
- WO 9734597 A [0006]

Non-patent literature cited in the description

- **MANOACH M.** *J. Mol. Cell. Cardiol.*, 1998, vol. 30 (6) [0019]
- **WIJFFELS MC ; KIRCHHOF CJ ; DORLAND R ; ALLESSIE MA.** Atrial fibrillation begets atrial fibrillation. A study in awake chronically instrumented goats. *Circulation*, 01 October 1995, vol. 92 (7), 1954-68 [0025]
- **COOPER et al.** *Circulation*, 1999, vol. 100, 1311-1315 [0086]
- **HOHNLOSER et al.** *Journal of cardiovascular electrophysiology*, January 2008, vol. 19 (1), 69-73 [0092]