



(12) **EUROPEAN PATENT APPLICATION**

(43) Date of publication:  
**14.05.2014 Bulletin 2014/20**

(51) Int Cl.:  
**A45D 44/08 (2006.01)**

(21) Application number: **13187588.2**

(22) Date of filing: **07.10.2013**

(84) Designated Contracting States:  
**AL AT BE BG CH CY CZ DE DK EE ES FI FR GB GR HR HU IE IS IT LI LT LU LV MC MK MT NL NO PL PT RO RS SE SI SK SM TR**  
Designated Extension States:  
**BA ME**

(71) Applicant: **Wako Clothing Co., Ltd.**  
**Ama-shi Aichi (JP)**

(72) Inventor: **Matsuda, Ken'ichi**  
**Ama-shi, Aichi (JP)**

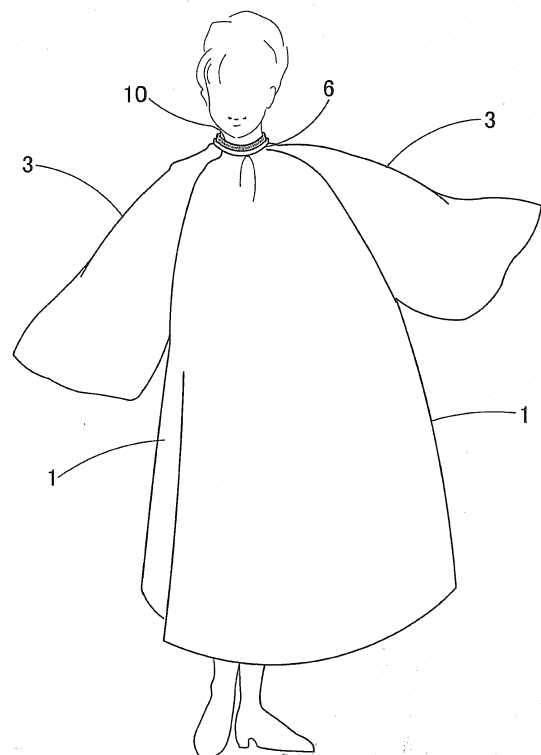
(74) Representative: **Kramer - Barske - Schmidtchen**  
**Landsberger Strasse 300**  
**80687 München (DE)**

(30) Priority: **08.11.2012 JP 2012246706**

(54) **Hairdressing cape**

(57) A hairdressing cape includes a front cloth (1) and a back cloth (2) having water-repellency or water proofing property, a pair of sleeves (3) sewn to upper regions of the front cloth (1) and back cloth (2) on the left and right sides, a round opening (15) located at the center of the top of the front cloth (1), the back cloth (2) and the sleeves (3), and a collar portion (6) provided in a periphery of the round opening (15). The collar portion (6) is covered with a tape-like cloth and has a fastening portion. A neck cloth (10) comprised of a band-shaped terry cloth is attached along an inner side of the collar portion (6) with hook-and-loop fasteners provided partially in a removable fashion. An upper edge region of the neck cloth (10) is formed by doubling up the terry cloth and protrudes upward from the collar portion (6).

Fig. 1



## Description

### BACKGROUND OF THE INVENTION

#### 1. FIELD OF THE INVENTION

**[0001]** The present invention relates to a hairdressing cape for use in a hair salon or a barber shop when cutting or washing hair to protect the clothing of a wearer from dirt and so on.

#### 2. DESCRIPTION OF RELATED ART

**[0002]** A hairdressing cape or gown is usually comprised of a sheet of fabric including a front cloth and a back cloth. The fabric includes a round opening at the center of its upper region for receiving a neck, around which is a collar portion. An overlapping section is usually provided at opposite ends of the collar portion or at the center of the back cloth, vertically, for fastening with a hook-and-loop fastener or the like. The cape is usually fabricated of a waterproof fabric because it is used when washing the hair and is likely to be moist.

**[0003]** When a wearer wears the cape, the cape is fastened with a hook-and-loop fastener or the like at the collar portion or at the back. Since the capes are usually fabricated of a waterproof fabric and cover the body of the wearer all over, the wearer tends to feel uncomfortable due to heat and moist arising from sweat and heat of himself which is not vented to the outside, especially in summer or rainy season.

**[0004]** The applicant of the present application proposed in JP11-318561 A an improved cape that can reduce discomfort due to heat and moist.

**[0005]** The cape includes a band-shaped mesh material sewn to the inner side of the collar portion such that the mesh material contacts the neck of a wearer and does not cause him a sense of uncomfortable clinging. However, although the mesh material does not cause a sense of uncomfortable clinging to the neck, it does not have an agreeable touch against the skin. Especially when the wearer moves his neck, he is likely to feel a sense of strangeness.

**[0006]** Further, the collar portion of such capes contacts the skin of a wearer directly. Some would mind wearing a cape whose collar portion contacted the skin of a previous wearer.

**[0007]** To cope with this problem, as commonly done, a towel or a sheet of band-shaped paper is wrapped around the neck of a wearer before clothing the wearer in a cape, and the towel or paper is changed for every wearer.

**[0008]** However, when a towel, by way of example, is used, if the cape is applied on the towel which is wrapped around the neck of a wearer, sometimes the collar portion cannot be fastened adequately because the towel makes an inner area of the collar portion bulky. Moreover, since the hem of the bulky towel is exposed around the neck,

the towel is likely to be contaminated with a lot of cut hair and water while shampooing, cutting and so on.

### SUMMARY OF THE INVENTION

**[0009]** The object of the present invention is to provide a hairdressing cape that can be fitted around the neck of a wearer adequately and comfortably.

**[0010]** The object of the invention will be reached by the following hairdressing cape:

**[0011]** The hairdressing cape includes a front cloth and a back cloth having water-repellency or water proofing property, a pair of sleeves sewn to upper regions of the front cloth and back cloth on the left and right sides, a round opening located at the center of the top of the front cloth, the back cloth and the sleeves, and a collar portion provided in a periphery of the round opening. The collar portion is covered with a tape-like cloth and has a fastening portion. A neck cloth comprised of a band-shaped terry cloth is attached along an inner side of the collar portion with a hook-and-loop fastener provided partially in a removable fashion. An upper edge region of the neck cloth is formed by doubling up the terry cloth and protrudes upward from the collar portion.

**[0012]** Another hairdressing cape of the invention includes a front cloth and a back cloth having water-repellency or water proofing property, a round opening located at the center of the top of the front cloth and the back cloth, and a collar portion provided in a periphery of the round opening. The collar portion is covered with a tape-like cloth and has a fastening portion. A neck cloth comprised of a band-shaped terry cloth is attached along an inner side of the collar portion with a hook-and-loop fastener provided partially in a removable fashion. An upper edge region of the neck cloth is formed by doubling up the terry cloth and protrudes upward from the collar portion.

**[0013]** With this configuration, the collar portion of the hairdressing cape will be fitted around the neck of the wearer adequately and comfortably without forming a gap, by simply fitting the neck cloth of a terry cloth around the neck, and no more towel or paper will be required. Since the neck cloth is attached and removed with the hook-and-loop fasteners, in a barber shop or a beauty salon, the neck cloth can be removed and replaced with a new one each time having a new client, such that the neck cloth will not provide any unpleasant feeling and the clients will always wear clean capes with comfort. Further, the neck cloth of a terry cloth provides a soft touch against the skin, and the wearer will wear the cape with comfort.

**[0014]** Moreover, since the upper edge region of the neck cloth is formed by doubling up a terry cloth and protrudes upward out of the collar portion, the cape will be comfortably worn without leaving a gap around the neck simply by wrapping the collar portion around the neck in a loose fashion, not in a tight fashion. When the wearer moves his neck, the neck cloth will follow the

movement easily and will not make a gap, and therefore the cape will be worn without making the wearer feel a sense of strangeness.

**[0015]** In a preferred fashion, with the above hairdressing capes: a first hook-and-loop fastener is sewn to an inner side of an outer fastening portion of the collar portion for overlapping with and attached to a second hook-and-loop fastener located on an outside of an inner fastening portion of the collar portion; at least one third hook-and-loop fastener is sewn to an inner side of the collar portion for overlapping with and attached to at least one fourth hook-and-loop fastener located on an outside of the neck cloth; and at least one of opposite ends of the neck cloth is a free end having no hook-and-loop fastener.

**[0016]** With this configuration, when putting the cape on a wearer, the neck cloth will be easily fitted around the neck of the wearer simply by attaching the first hook-and-loop fastener of the outer fastening portion of the collar portion to the second hook-and-loop fastener of the inner fastening portion. Further, the neck cloth can be fitted around any necks, whether thin or thick, without a gap.

**[0017]** In a preferred fashion, the neck cloth is formed by doubling up a main cloth body, which is a band-shaped terry cloth laminated with a waterproof resin layer (synthetic resin film having water-repellency or waterproofing property), on a fold line extending in a length direction of the main cloth body such that the waterproof resin layer faces in, and by covering overlapped edges of the main cloth body with a border tape cloth.

**[0018]** With this configuration, the neck cloth is slim and has a soft touch against the skin and absorbs an appropriate amount of moist, not too much moist. Therefore, the neck cloth will not provide an unpleasant feeling, but will be worn with comfort.

**[0019]** In a preferred fashion, upper corners of the opposite ends of the neck cloth are formed round in shape. With this configuration, round corners instead of pointed corners will contact the neck of the wearer, and therefore will not give any painful touch or sense of strangeness on the skin.

**[0020]** Thus, the hairdressing cape of the invention will be used in a simple fashion without wrapping a towel or a paper around the neck of the wearer and can be fitted around the neck adequately and comfortably.

#### BRIEF DESCRIPTION OF DRAWINGS

**[0021]**

Fig. 1 is a general view of a hairdressing cape according to the first embodiment of the invention;

Fig. 2 is a partial perspective view of an upper region of the hairdressing cape of Fig. 1;

Fig. 3 is a partial perspective view of the hairdressing cape of Fig. 1 with the fastening portion opened and as viewed from the front;

Fig. 4 is a partial perspective view of the hairdressing cape of Fig. 1 with the fastening portion opened and as viewed from the back;

Fig. 5 is a partial perspective view of the hairdressing cape of Fig. 1 with the neck cloth removed and as viewed from the back;

Fig. 6 is a front elevation of the neck cloth as flattened;

Fig. 7 is an enlarged partial section of the neck cloth; Fig. 8 is a front elevation of the neck cloth of an alternative embodiment;

Fig. 9 is a general view of a hairdressing cape according to the second embodiment of the invention; Fig. 10 is a front elevation of the hairdressing cape of Fig. 9;

Fig. 11 is a back elevation of the hairdressing cape of Fig. 9;

Fig. 12 is a partial perspective view of the hairdressing cape of Fig. 9 with the neck cloth removed and as viewed from the back; and

Fig. 13 is a partial perspective view of the hairdressing cape of Fig. 9 with the fastening portion opened and as viewed from the front.

#### DESCRIPTION OF THE EMBODIMENTS

**[0022]** Embodiments of the present invention are described below with reference to the accompanying drawings. However, the invention is not limited to the embodiments disclosed herein. All modifications within the appended claims and equivalents relative thereto are intended to be encompassed in the scope of the claims.

**[0023]** Figs. 1 to 7 depict a hairdressing cape according to the first embodiment of the present invention. The cape includes a front cloth 1, a back cloth 2 and sleeves 3, all of which have water repellency. A round opening 15 is provided at the center of the top of the front cloth 1, back cloth 2 and sleeves 3, and the hem of the opening 15 is covered with a tape-like cloth, which hem forming a collar portion 6.

**[0024]** Each of the sleeves 3 is sewn to the upper regions of the front cloth 1 and back cloth 2. The back cloth 2 is longitudinally halved such that the cape is to be fastened at the back. That is, the back cloth 2 has an overlapping, fastening portion. The front cloth 1, back cloth 2 and sleeves 3 are fabricated from a water-repellent cloth fabric such as nylon taffeta. Alternatively, the material of the cape may be other water-repellent fabric such as polyester taffeta and polyester tricot.

**[0025]** By using such water-repellent material as the cape cloth, the cape will be freed from infiltration of such liquid as water when such liquid adheres to the cape. Nylon taffeta and polyester taffeta can be crinkled to have irregularity on the surface. If the cape cloth is crinkled and has irregularity on the surface, cut hair will not likely to stay on the cape surface and fall down.

**[0026]** If the cape is used for shampooing, a waterproof cloth fabric can also be used to fabricate the front cloth

1, back cloth 2 and sleeves 3. By way of example, a polyester tricot cloth laminated with a thin polyethylene film or a polyester tricot cloth coated by a synthetic resin film layer can be used as such a waterproof cloth fabric.

**[0027]** Alternatively, a nylon fiber woven cloth coated by an ultra microporous layer of polyurethane can also be used as a waterproof cape cloth. This waterproof cloth has almost perfect water resistance while allowing moisture vapor to permeate the cloth from inside to outside, and therefore, thus does not make a wearer feel uncomfortable so much due to heat and humidity from wearing the cape.

**[0028]** Further alternatively, a polyester fiber woven cloth coated by a teflon film can also be used as the cape cloth. This cloth has good water repellency and causes few static electricity.

**[0029]** As shown in Fig. 1, the hairdressing cape is formed by sewing the front cloth 1, back cloth 2 and sleeves 3 together such that the round opening 15 is provided at the top and center of the cloths 1, 2 and sleeves 3 as shown in Fig. 2. The opening 15 can be opened by separating the back cloth 2 at the center longitudinally, thereby providing a collar portion 6 openable at the back. The collar portion 6 is formed by stitching a tape-like cloth along the peripheral edge of the opening 15. Specifically, the tape-like cloth wraps up the upper ends of the front cloth 1, back cloth 2 and left and right sleeves 3.

**[0030]** As described above, the back cloth 2 is halved longitudinally so the collar portion 6 is openable at the back as shown in Figs. 3 and 4. The collar portion 6 includes at the first end an inner fastening portion 7 and at the second end an outer fastening portion 5. The collar portion 6 further includes on an inner side of the outer fastening portion 5 a first hook-and-loop fastener 8 and on an outer side of the inner fastening portion 7 a second hook-and-loop fastener 9 engageable with the first fastener 8 such that the fastening portions are overlapped and closed. There are two second hook-and-loop fasteners 9 located along a circumferential direction of the collar portion 6 such that the overlap space is adjustable when the collar portion 6 is closed. Although not illustrated, the back cloth 2 is also provided with hook-and-loop fasteners on the overlapping portion.

**[0031]** When a wearer has black hair, the first and second hook-and-loop fasteners 8 and 9 will be preferably in black or black-like color such as dark brown. In using a hairdressing cape, the hook-and-loop fasteners often collect hair and small particles of dirt and the dirt will be easily noticeable. By using black or black-like color such as dark brown for the hook-and-loop fasteners, the dirt attached to the fasteners will not be easily noticeable.

**[0032]** As shown in Figs. 3, 4, 5 and 6, a neck cloth 10 is attached along the inner side of the collar portion 6 with hook-and-loop fasteners partially provided, i.e., in a removable fashion. The neck cloth 10 is formed of a terry cloth (pile fabric) into a band. More specifically, as shown in Figs. 6 and 7, the neck cloth 10 is formed by doubling

up a band-shaped terry cloth on a fold line B extending along a length direction of the cloth. The neck cloth 10 is preferably formed of a cotton terry cloth. However, a chemical fiber terry cloth may also be used as the material of the neck cloth 10, because a terry cloth has soft and good touch against the skin. Further, as shown in Fig. 7, the terry fabric of the neck cloth 10 is laminated or coated with a synthetic resin film layer on the inner side.

**[0033]** More specifically, the neck cloth 10 includes as the material a band-shaped main cloth body 10a which is so formed that a band-shaped terry cloth is laminated or coated with a waterproof resin layer (synthetic resin film layer) 10b on the inner side. Urethane resin or the like can be used as the waterproof resin layer. As shown in Fig. 6, the main cloth body 10a of the neck cloth 10 is doubled up along the fold line B extending in the length direction, i.e., along the center line extending along the length direction, such that the waterproof resin layer faces in, and overlapped edges are covered by a separate border tape 10c such as a bias tape, which is stitched down to cover the raw edges. The opposite ends in a length direction of the neck cloth 10 are tucked inside and adhered together.

**[0034]** As shown in Fig. 6, a fourth hook-and-loop fastener 12 and a fifth hook-and-loop fastener 13 are sewn to the outside of the neck cloth 10 so as to attach the neck cloth 10 to the inner side of the collar portion 6 in a removable fashion. The fourth hook-and-loop fastener 12 is sewn to a vicinity of the first end of the neck cloth 10 on the outside and the fifth hook-and-loop fasteners 13 are provided in plurality along a length direction of the neck cloth 10. The neck cloth 10 is greater in width than the collar portion 6 such that the upper edge of the neck cloth 10 protrudes upward from the collar portion 6 when attached to the inner side of the collar portion 6. To this end, the fourth hook-and-loop fastener 12 and fifth hook-and-loop fasteners 13 are located to the lower side relative to the center of the neck cloth 10 as shown in Fig. 6.

**[0035]** On the inner side of the collar portion 6, a third hook-and-loop fastener 11 paired with the fourth hook-and-loop fastener 12 and a plurality of sixth hook-and-loop fasteners 14 paired with the fifth hook-and-loop fastener 13 are sewn to corresponding locations to the fasteners 12 and 13.

**[0036]** That is, as shown in Fig. 5, the third hook-and-loop fastener 11 is located on the inner side of the inner fastening portion 7 of the collar portion 6 so as to overlap with and attached to the fourth hook-and-loop fastener 12 located on the outside of the first end of the neck cloth 10. As shown in Fig. 6, the two fifth hook-and-loop fasteners 13 are interspatially located on the outside of an intermediate region of the neck cloth 10 so as to overlap with and attached to the two sixth hook-and-loop fasteners 14 interspatially located on the inner side of the collar portion 6, respectively, as shown in Fig. 5. The second end of the neck cloth 10 (the right end portion in Fig. 6) is a free end having no hook-and-loop fastener so as to be variable in wrapping length according to the neck cir-

cumference of a wearer.

**[0037]** As described above, the position in an up and down direction of the fourth hook-and-loop fastener 12 and fifth hook-and-loop fasteners 13 of the neck cloth 10 are shifted to the lower side relative to the center as shown in Fig. 6, such that the upper edge of the neck cloth 10 protrudes upward from the collar portion 6 when the neck cloth 10 is attached to the inner side of the collar portion 6 by overlapping and attaching the fourth hook-and-loop fastener 12 and the third hook-and-loop fastener 11, and the fifth hook-and-loop fasteners 13 and the sixth hook-and-loop fasteners 14, together, respectively.

**[0038]** In a preferred manner, colors of the terry cloth of the neck cloth 10 and of the hook-and-loop fasteners to attach the neck cloth 10 to the cape are black or black-like colors such as dark brown, such that hair and small particles of dirt adhered thereto will not be easily noticeable.

**[0039]** The hairdressing cape configured as described above is used in a beauty salon or a barber shop while haircutting and so on. When the cape is worn, the neck cloth 10 is attached to the inner side of the collar portion 6 as shown in Fig. 5. To attach the neck cloth 10, the fourth hook-and-loop fastener 12 located on the outside of the first end of the neck cloth 10 is overlapped with and attached to the third hook-and-loop fastener 11 located on the inner side of the first end of the collar portion 6 whereas the fifth hook-and-loop fasteners 13 are overlapped with and attached to the sixth hook-and-loop fasteners 14 at two locations in an intermediate region of the collar portion 6.

**[0040]** Since the second end of the neck cloth 10 is not provided with a hook-and-loop fastener, the second end of the neck cloth 10 is a free end. The cape is firstly opened at the back cloth 2 and the sleeves 3 are put on the arms of the wearer, and then the collar portion 6 is fitted around the neck of the wearer. At this time, the free end of the neck cloth 10 is placed between the wearer's neck and the inner fastening portion 7 of the collar portion 6, and then the first hook-and-loop fastener 8, which is sewn to an inner side of the outer fastening portion 5 located at the second end of the collar portion 6, is overlapped with and attached to the second hook-and-loop fastener 9 located on the inner fastening portion 7 at the first end of the collar portion 6.

**[0041]** This way, the neck cloth 10 is adequately fitted around the wearer's neck and the collar portion 6 is put on while covering and holding the neck cloth 10. Since the region of the neck cloth 10 on the side of the outer fastening portion (i.e., the second end region) is a free end, the neck cloth 10 can be adequately fitted around any necks, whether a thin or thick neck, in a loose fashion but without a gap. Therefore, the cape will be worn in a good fashion.

**[0042]** Moreover, since the neck is softly wrapped by the neck cloth 10 inside the collar portion 6 and the terry cloth of the neck cloth 10 contacts the neck, the wearer will feel a good touch against the skin.

**[0043]** Further, since the neck cloth 10 is thinner and smaller than an ordinary towel, it will not make an inner area of the collar portion bulky and will not hinder fastening of the fastening portion of the collar portion 6. Therefore, the hairdressing cape of the embodiment will not cause a sense of strangeness around the neck. Moreover, since the upper edge of the neck cloth 10 is formed by doubling up a terry cloth and protrudes upward out of the collar portion 6 when attached to the collar portion 6, the cape will be comfortably worn without leaving a gap around the neck simply by wrapping the collar portion 6 around the neck in a loose fashion, not in a tight fashion. When the wearer moves his neck, the neck cloth 10 will follow the movement easily and will not make a gap, and therefore the cape will be worn without making the wearer feel a sense of strangeness.

**[0044]** Since the second end of the neck cloth 10 is a free end having no hook-and-loop fastener, when putting the cape on a wearer, the neck cloth 10 will be easily fitted around the neck of the wearer simply by attaching the first hook-and-loop fastener 8 of the outer fastening portion 5 of the collar portion 6 to the second hook-and-loop fastener 9 of the inner fastening portion 7. Moreover, using the hook-and-loop fasteners, the neck cloth 10 is easily attached and removed. Accordingly, in a barber shop or a beauty salon, the neck cloth 10 can be removed and replaced each time having a new client, such that the clients always wear clean capes with comfort. The used neck cloths 10 can be washed and used repeatedly in a clean condition.

**[0045]** Furthermore, the neck cloth 10 is formed by doubling up the main cloth body 10a, which is a band-shaped terry cloth laminated with a waterproof resin layer 10b, on the fold line B extending in a length direction of the main cloth body 10a such that the waterproof resin layer 10b faces in, and by covering overlapped edges of the main cloth body 10a with a border tape cloth 10c. With this configuration, the neck cloth is slim and has a soft touch against the skin and absorbs an appropriate amount of moist, not too much moist. Therefore, the neck cloth 10 will not provide an unpleasant feeling, but will be worn with comfort.

**[0046]** Although the neck cloth 10 of the foregoing embodiment is provided on the outside with two fifth hook-and-loop fasteners 13 and one fourth fastener 12, the neck cloth may include only one hook-and-loop fastener 16 at the center, as a neck cloth 10A shown in Fig. 8. The collar portion 6 will accordingly include on the inner side only one hook-and-loop fastener. Since this configuration is simple with no need of sewing above-described third fastener 11, fourth fastener 12 and sixth fasteners 14, attachment and removal of the neck cloth 10A will be facilitated. Although the neck cloth 10A is held inside the collar portion 6 with only one hook-and-loop fastener 16 when worn, it will be held down against the neck of the wearer by an inner side of the collar portion 6 and therefore will be worn with no problem.

**[0047]** The neck cloth 10A is formed of a band-shaped

terry cloth, too. As shown in Fig. 8, in a preferred fashion, upper corners of the opposite ends of the neck cloth 10A are formed round in shape. These round corners 10d are formed, after doubling up the band-shaped terry cloth along a fold line extending in the length direction, by cutting the upper corners of the opposite ends in a round shape, and then folding raw edges inside and stitching down. With this configuration, the round corners 10d instead of pointed corners will contact the neck of the wearer, and therefore will not give any painful touch or sense of strangeness on the skin.

**[0048]** Figs. 9 to 13 depict the second embodiment of the hairdressing cape. The hairdressing cape includes a front cloth 21 and a pair of back cloths 22 and 23 having water-repellency or water proofing property, and a round opening 35 provided at the top and center of the front cloth 21 and back cloths 22 and 23. A collar portion 26 is provided in a periphery of the round opening 35, with a fastening portion and being covered with a tape-like cloth. A neck cloth 30 is attached to an inner side of the collar portion 26.

**[0049]** The front cloth 21 and back cloths 22 and 23 are continuous at the upper regions. The back cloths 22 and 23 have a longitudinally halved construction and have an overlapping portion such that the cape is openable/fastenable at the back. The front cloth 21 and back cloth 22 and 23 are fabricated from a water-repellent cloth fabric such as nylon taffeta. Alternatively, the material of the cape may be other water-repellent or waterproof fabric such as polyester taffeta and polyester tricot.

**[0050]** As shown in Figs. 10 and 11, the front cloth 21 and back cloths 22 and 23 are continuous at the upper regions, and the round opening 35 is provided at the top and center of the front cloth 21 and back cloths 22 and 23. The opening 35 can be opened by separating the back cloths 22 and 23 at the center longitudinally, and the collar portion 26 is openable at the back. The collar portion 26 is formed by stitching a tape-like cloth along the peripheral edge of the opening 35. Specifically, the tape-like cloth wraps up the upper ends of the front cloth 21, back cloths 22 and 23.

**[0051]** As shown in Fig. 12, the back cloths 22 and 23 have a longitudinally halved construction and the collar portion 26 is provided at the upper region of the cloths 22 and 23. The collar portion 26 includes at the first end an inner fastening portion 27 and at the second end an outer fastening portion 25. The collar portion 26 further includes on an inner side of the outer fastening portion 25 a first hook-and-loop fastener 28 and on an outer side of the inner fastening portion 27 a second hook-and-loop fastener 29 engageable with the first fastener 28 such that the fastening portions are overlapped and closed. There are two second hook-and-loop fasteners 29 located along a circumferential direction of the collar portion 26 such that the overlap space can be adjusted by attaching the first hook-and-loop fastener 28 to either one of the second hook-and-loop fasteners 29 when the collar portion 26 is closed.

**[0052]** As shown in Figs. 12 and 13, a neck cloth 30 is attached along the inner side of the collar portion 26 with a hook-and-loop fastener partially provided, i.e., in a removable fashion. The neck cloth 30 is formed of a terry cloth (pile fabric) into a band.

**[0053]** In a similar fashion to the foregoing embodiments, the neck cloth 30 is formed into a band by doubling up a band-shaped terry cloth on a fold line extending along a length direction of the cloth. The neck cloth 30 is formed of a terry cloth of cotton or chemical fiber. Terry cloths of chemical fiber or cotton have soft and good touch against the skin. Further, similarly to the foregoing embodiments, the terry fabric of the neck cloth 30 is laminated or coated with a synthetic resin film layer on the inner side.

**[0054]** More specifically, a band-shaped terry cloth, which is laminated or coated with a waterproof resin layer (synthetic resin film layer), is used as the material of the neck cloth 30. Urethane resin or the like can be used as the waterproof resin layer. The neck cloth 30 is formed by doubling up the material cloth comprised of a terry cloth and a waterproof resin layer on a fold line extending in the length direction such that the waterproof resin layer faces in, and overlapped edges are covered by a separate border tape such as a bias tape, which is stitched down to cover raw edges. The opposite ends in a length direction of the neck cloth 30 are tucked inside and adhered together.

**[0055]** Alternatively, upper corners of the opposite ends of the neck cloth 30 may be rounded as described above. Round corners will be formed, after doubling up the band-shaped terry cloth along the fold line extending in the length direction, by cutting the upper corners of the opposite ends in a round shape, and then folding raw edges inside and stitching down. With this, the round corners instead of pointed corners will contact the neck of the wearer, and therefore will not give any painful touch or sense of strangeness on the skin.

**[0056]** Referring to Figs. 12 and 13, a third hook-and-loop fastener 33 is sewn to the generally center of the outside of the neck cloth 30 to be removably attached to a fourth hook-and-loop fastener 34 sewn to the corresponding location on the inner side of the collar portion 26. The neck cloth 30 is greater in width than the collar portion 26 such that the upper edge of the neck cloth 30 protrudes upward from the collar portion 26 when attached to the inner side of the collar portion 26. To this end, the third hook-and-loop fasteners 33 is located to the lower side relative to the center of the neck cloth 30 as shown in Fig. 13.

**[0057]** The third hook-and-loop fastener 33 of the neck cloth 30 is preferably smaller in width than the fourth hook-and-loop fastener 34 of the collar portion 26. This configuration will make the third hook-and-loop fastener 33 less noticeable and will not hinder the softness of the terry cloth of the neck cloth 30, while keeping secure closing.

**[0058]** As described above, the terry cloth of the neck

cloth 30 and the hook-and-loop fasteners used to attach the neck cloth 30 to the collar portion 26 will be preferably in black or black-like color such as dark brown. Such colors will make hair and small particles of dirt adhered to the neck cloth 30 less noticeable.

**[0059]** As shown in Fig. 12, the two second hook-and-loop fasteners 29 are located on the outside of the inner fastening portion 27 of the collar portion 26 along a circumferential direction whereas the first hook-and-loop fastener 28 is located on the inner side of the outer fastening portion 25. This way the collar portion 26 can be closed with the overlap space adjusted by attaching the first hook-and-loop fastener 28 to either one of the second hook-and-loop fasteners 29.

**[0060]** As described above, the neck cloth 30 is attached to the collar portion 26 by pressing the third hook-and-loop fastener 33 against the fourth hook-and-loop fastener 34 on the inner side of the collar portion 26. Both ends of the neck cloth 30 are not provided with any hook-and-loop fasteners and therefore left as free ends such that the wrap length is variable according to the neck circumference of a wearer. Further, similarly to the foregoing embodiments, the upper edge of the neck cloth 30 protrudes upward from the collar portion 26 when the neck cloth 30 is attached to the inner side of the collar portion 26.

**[0061]** The hairdressing cape configured as described above is used in a beauty salon or a barber shop while haircutting and so on. When the cape is worn, the neck cloth 30 is arranged along and attached to the inner side of the collar portion 26 as shown in Fig. 13, by pressing the third hook-and-loop fastener 33 located on the outside of an intermediate region of the neck cloth 30 against the fourth hook-and-loop fastener 34 located on the inner side of an intermediate region of the collar portion 26.

**[0062]** At this time, since the both ends of the neck cloth 30 are free ends with no hook-and-loop fasteners, by winding the collar portion 26 around the neck of the wearer while fitting the neck cloth 30 around the neck, the free ends of the neck cloth 30 are placed between the neck and the inner fastening portion 27 of the collar portion 26. Then if the first hook-and-loop fastener 28 of the outer fastening portion 25 is overlapped with and attached to the second hook-and-loop fastener 29 of the inner fastening portion 27, the neck cloth 30 is fitted around the neck without forming a gap and the collar portion 26 is easily wrapped and fastened over the neck cloth 30.

**[0063]** Since the neck is softly wrapped by the neck cloth 30 inside the collar portion 26 and the terry cloth of the neck cloth 30 contacts the neck, the wearer will feel a good touch against the skin. Further, since the both ends of the neck cloth 30 are free ends, the neck cloth 30 can be adequately fitted around any necks, whether a thin or thick neck, in a loose fashion but without a gap. Therefore, the cape will be worn in a good fashion.

**[0064]** Moreover, since the neck cloth 30 is slimmer and smaller than an ordinary towel, it will not make an

inner area of the collar portion bulky and will not hinder fastening of the fastening portion of the collar portion 26. Therefore, the hairdressing cape of the embodiment will not cause a sense of strangeness around the neck. Moreover, since the upper edge of the neck cloth 30 is formed by doubling up a terry cloth and protrudes upward out of the collar portion 26 when attached to the collar portion 26, the cape will be comfortably worn without leaving a gap around the neck simply by wrapping the collar portion 26 around the neck in a loose fashion, not in a tight fashion. When the wearer moves his neck, the neck cloth 30 will follow the movement easily and will not make a gap, and therefore the cape will be worn without making the wearer feel a sense of strangeness.

**[0065]** It is explicitly stated that all features disclosed in the description and/or the claims are intended to be disclosed separately and independently from each other for the purpose of original disclosure as well as for the purpose of restricting the claimed invention independent of the composition of the features in the embodiments and/or the claims. It is explicitly stated that all value ranges or indications of groups of entities disclose every possible intermediate value or intermediate entity for the purpose of original disclosure as well as for the purpose of restricting the claimed invention, in particular as limits of value ranges.

## Claims

### 1. A hairdressing cape comprising:

a front cloth and a back cloth having water-repellency or water proofing property;  
a round opening located at the center of the top of the front cloth and the back cloth; and  
a collar portion provided in a periphery of the round opening, the collar portion being covered with a tape-like cloth and having a fastening portion,

wherein:

a neck cloth comprised of a band-shaped terry cloth is attached along an inner side of the collar portion with a hook-and-loop fastener provided partially in a removable fashion; and  
an upper edge region of the neck cloth is formed by doubling up the terry cloth and protrudes upward from the collar portion.

### 2. A hairdressing cape according to claim 1, further comprising:

a pair of sleeves sewn to upper regions of the front cloth and back cloth on the left and right sides, wherein  
the round opening is located at the center of the

top of the front cloth, the back cloth and the sleeves.

3. The hairdressing cape of claim 1 or claim 2, wherein:

5

a first hook-and-loop fastener is sewn to an inner side of an outer fastening portion of the collar portion for overlapping with and attached to a second hook-and-loop fastener located on an outside of an inner fastening portion of the collar portion;

10

at least one third hook-and-loop fastener is sewn to an inner side of the collar portion for overlapping with and attached to at least one fourth hook-and-loop fastener located on an outside of an intermediate region of the neck cloth; and at least one of opposite ends of the neck cloth is a free end having no hook-and-loop fastener.

15

4. The hairdressing cape of claim 1 or claim 2, wherein the neck cloth is formed by doubling up a main cloth body, which is a band-shaped terry cloth laminated with a waterproof resin layer, on a fold line extending in a length direction of the main cloth body such that the waterproof resin layer faces in, and by covering overlapped edges of the main cloth body with a border tape cloth.
5. The hairdressing cape of claim 1 or claim 2, wherein upper corners of the opposite ends of the neck cloth are formed round in shape.

20

25

30

35

40

45

50

55



Fig. 1

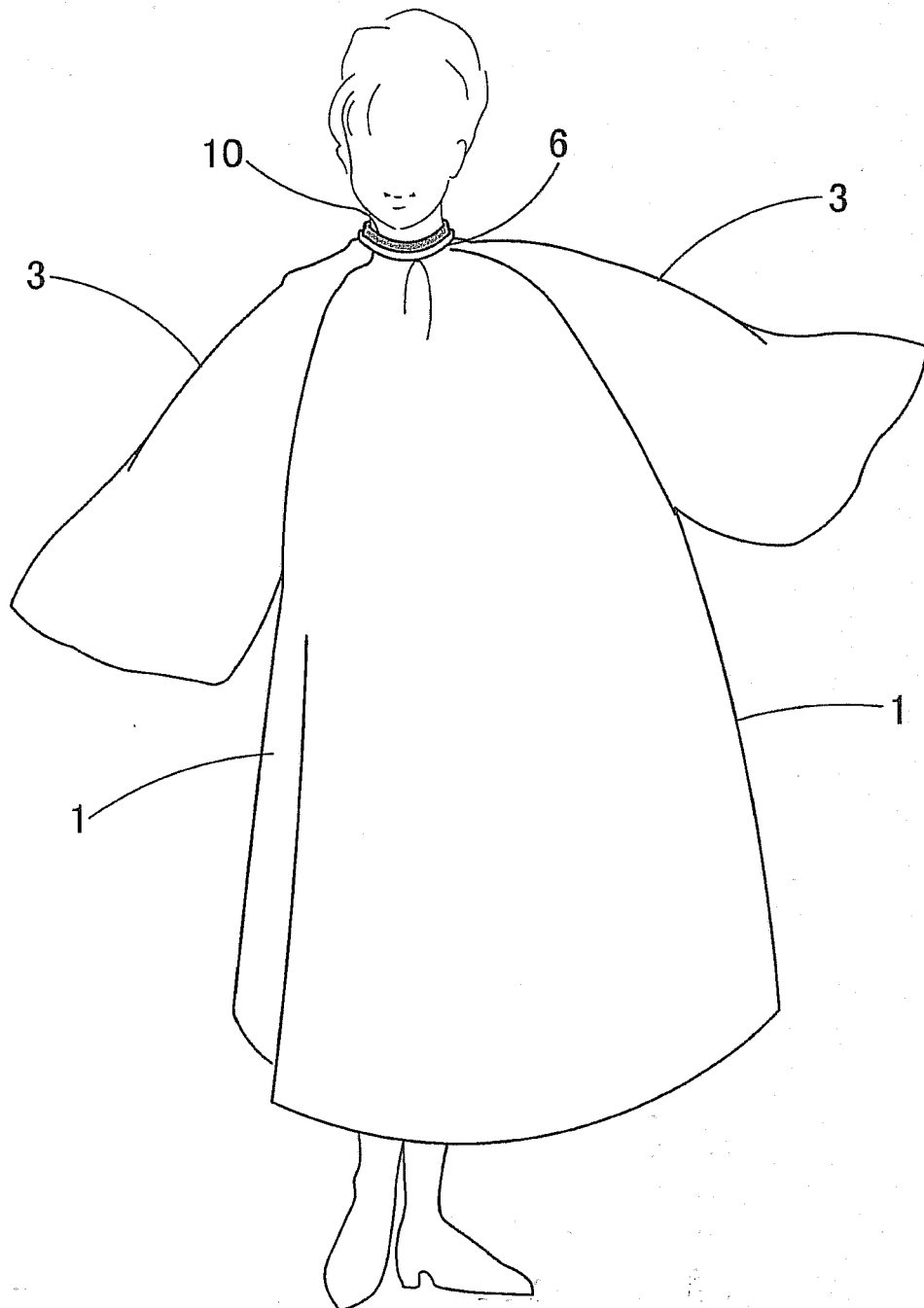


Fig. 2

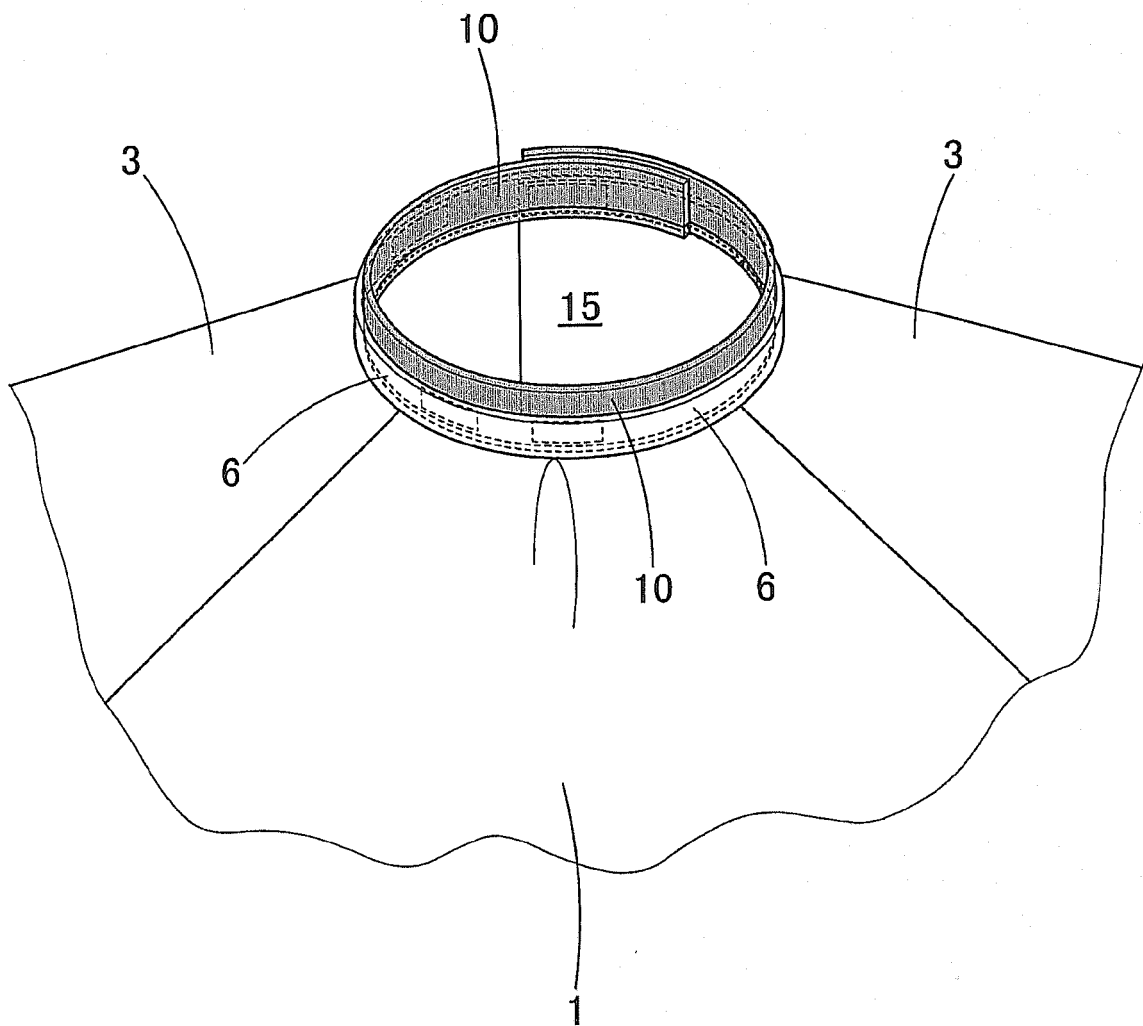


Fig. 3

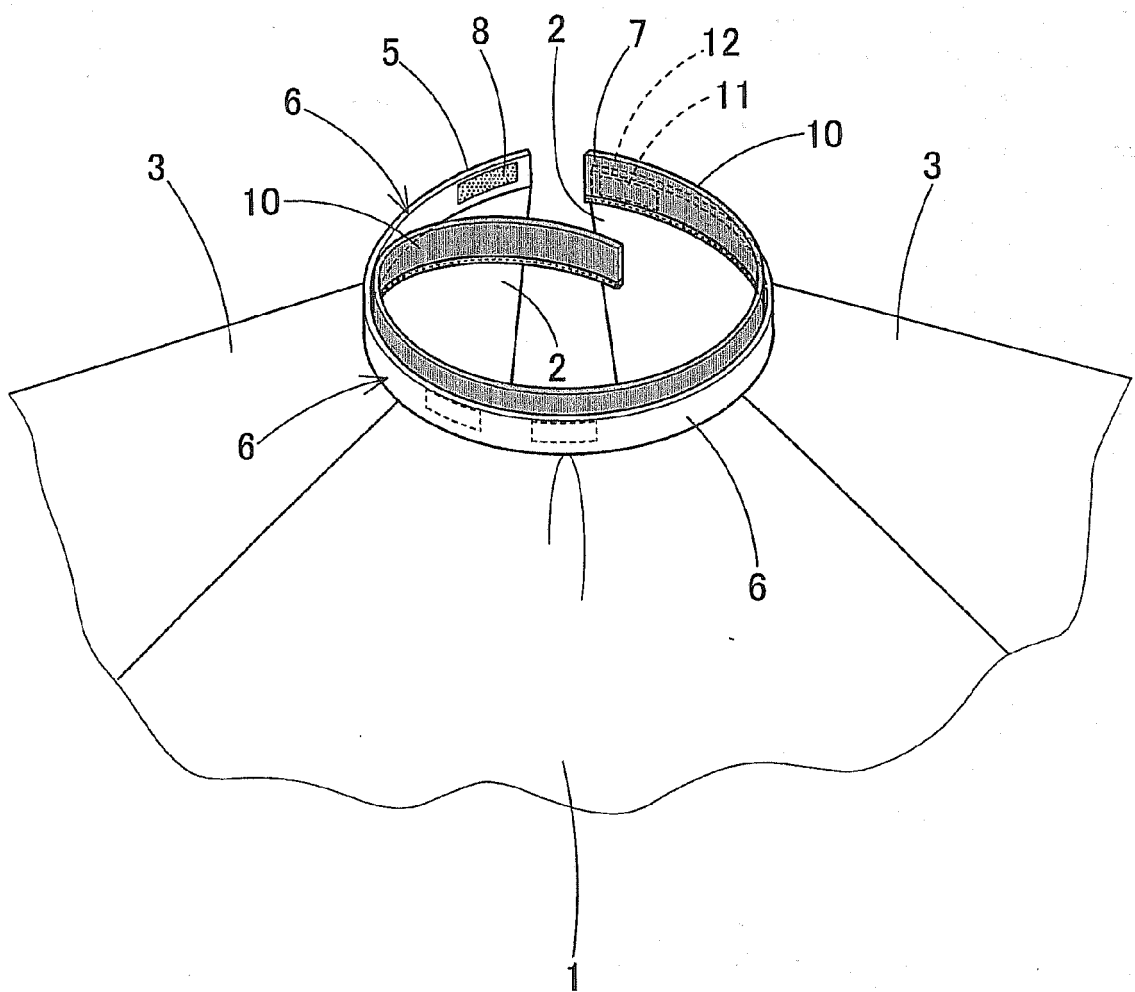


Fig. 4

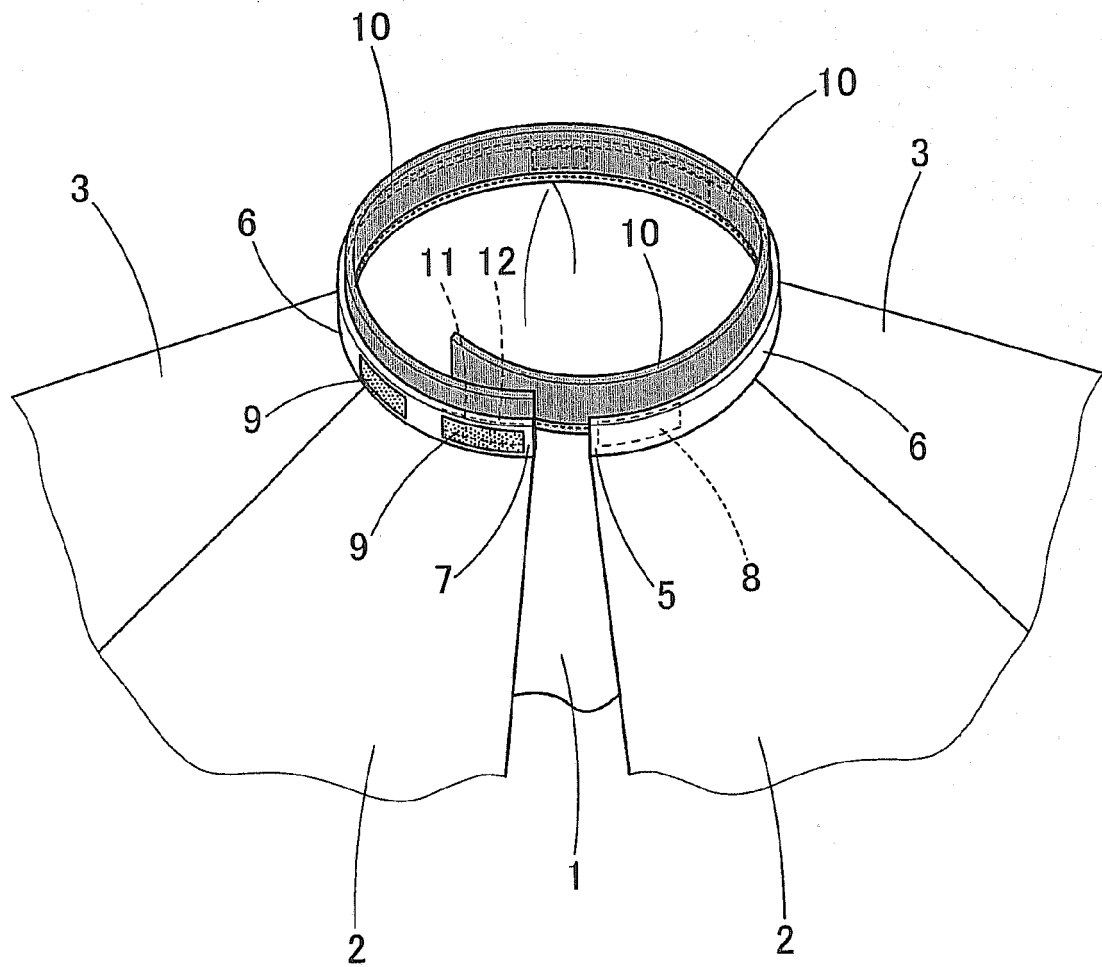


Fig. 5

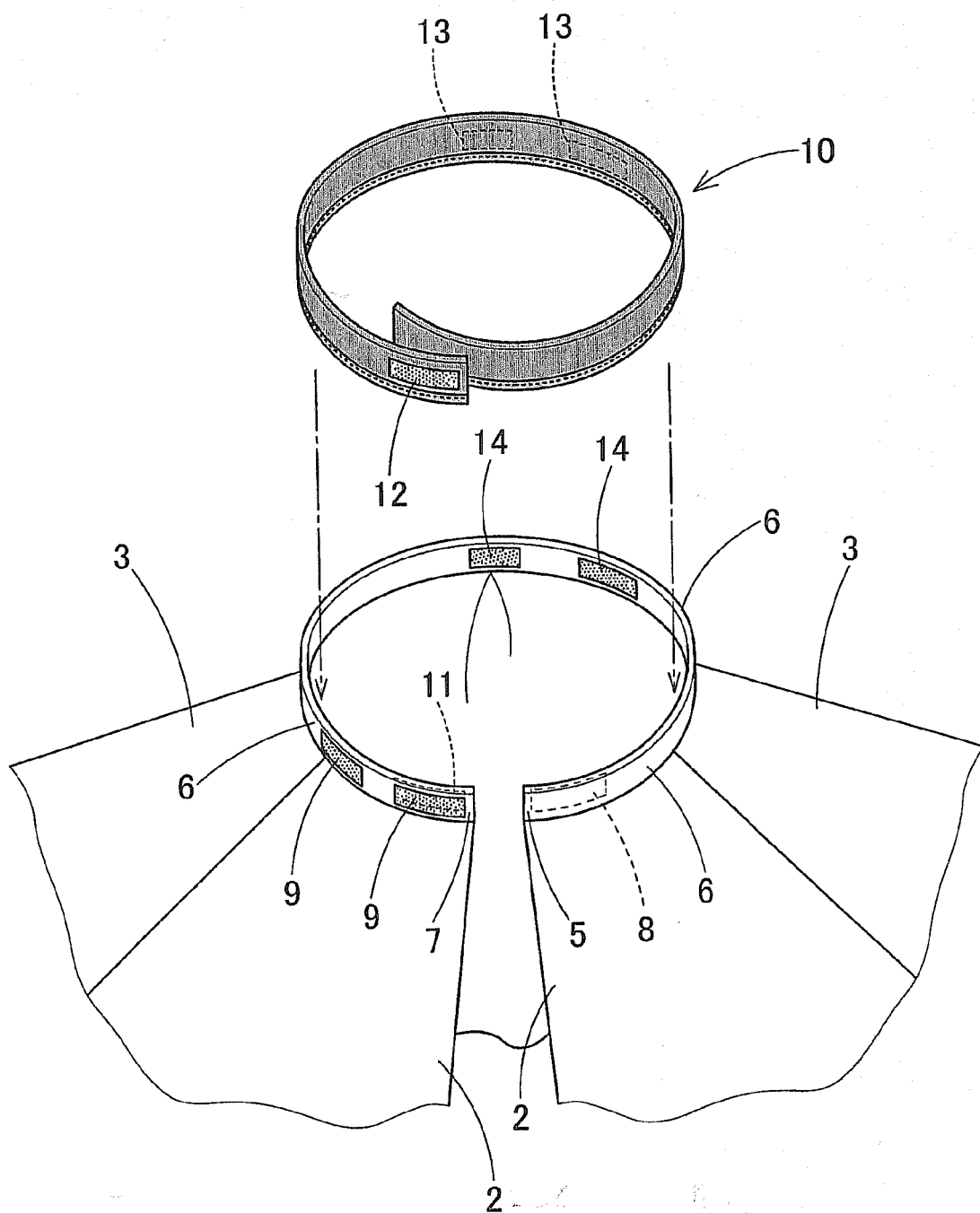


Fig. 6

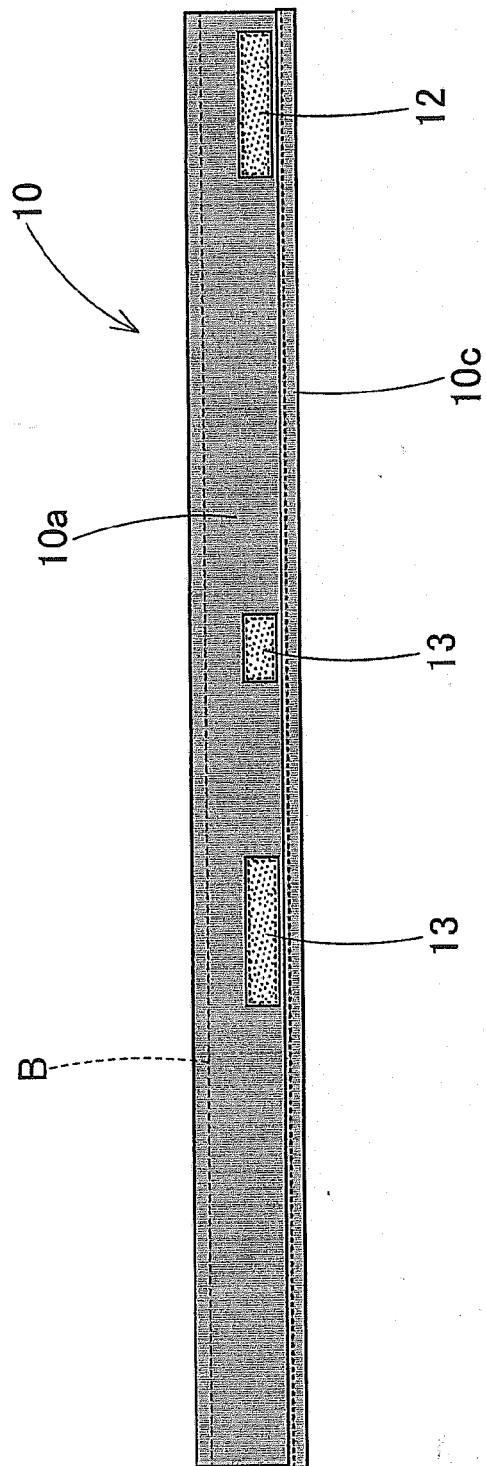


Fig. 7

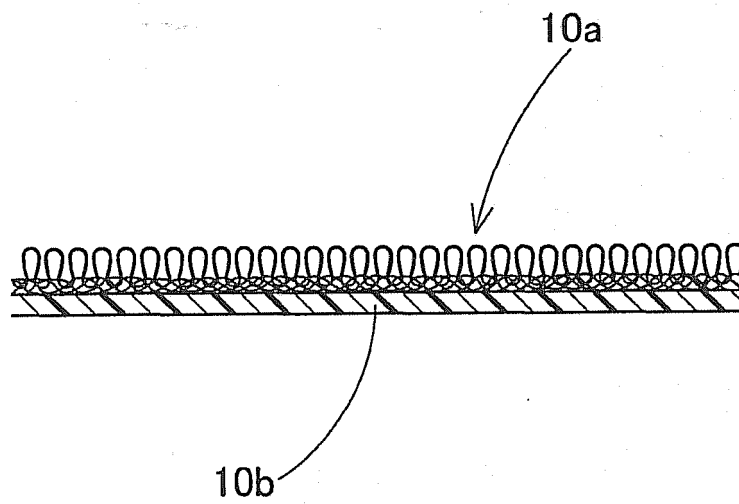


Fig. 8

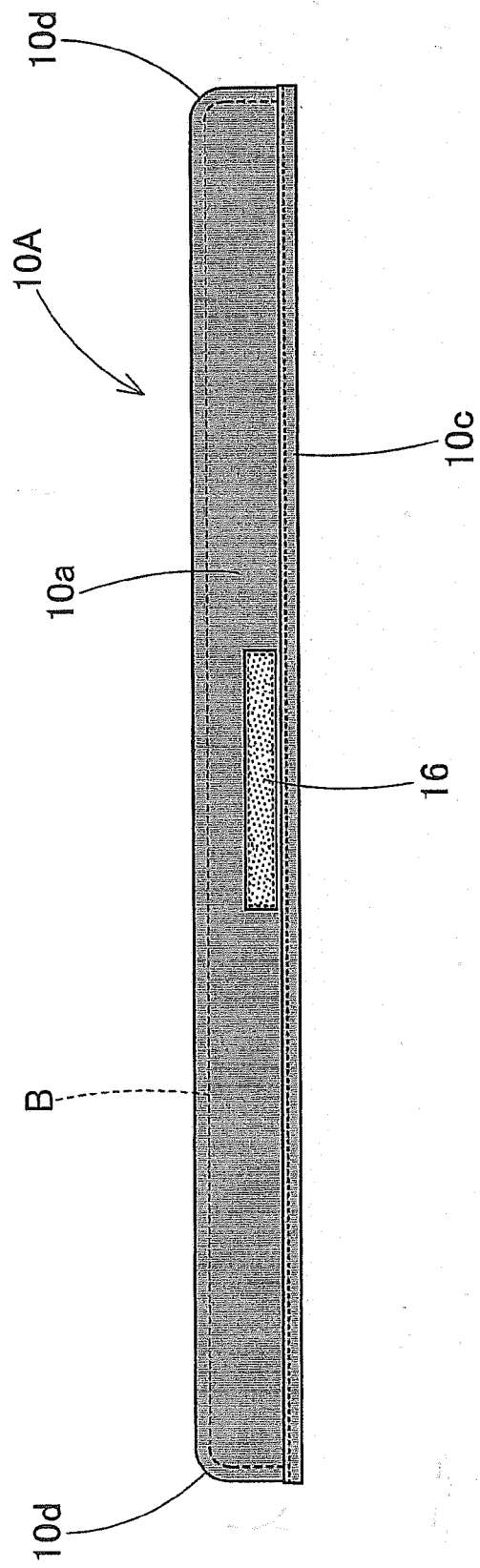




Fig. 9




Fig. 10

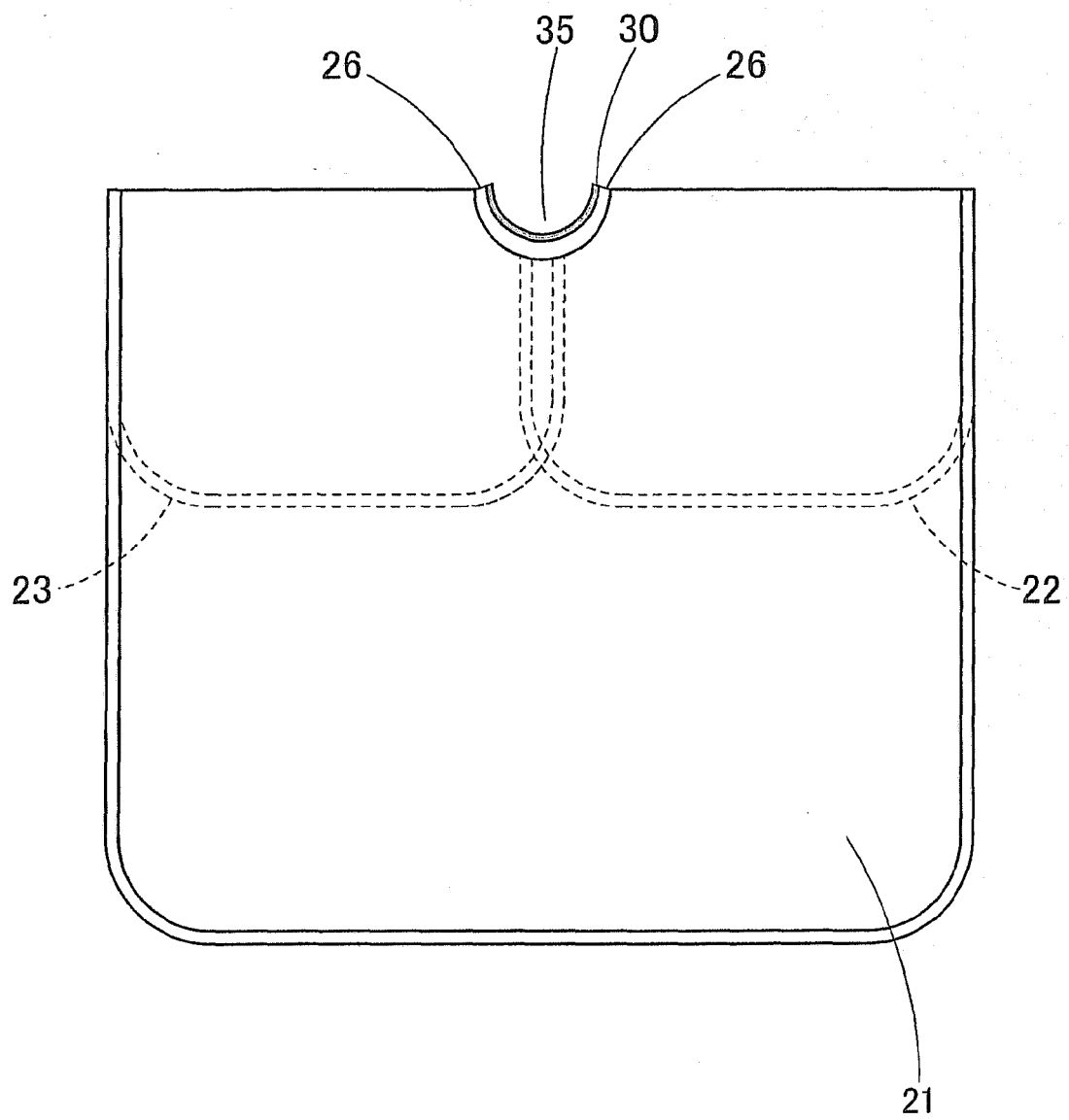


Fig. 11

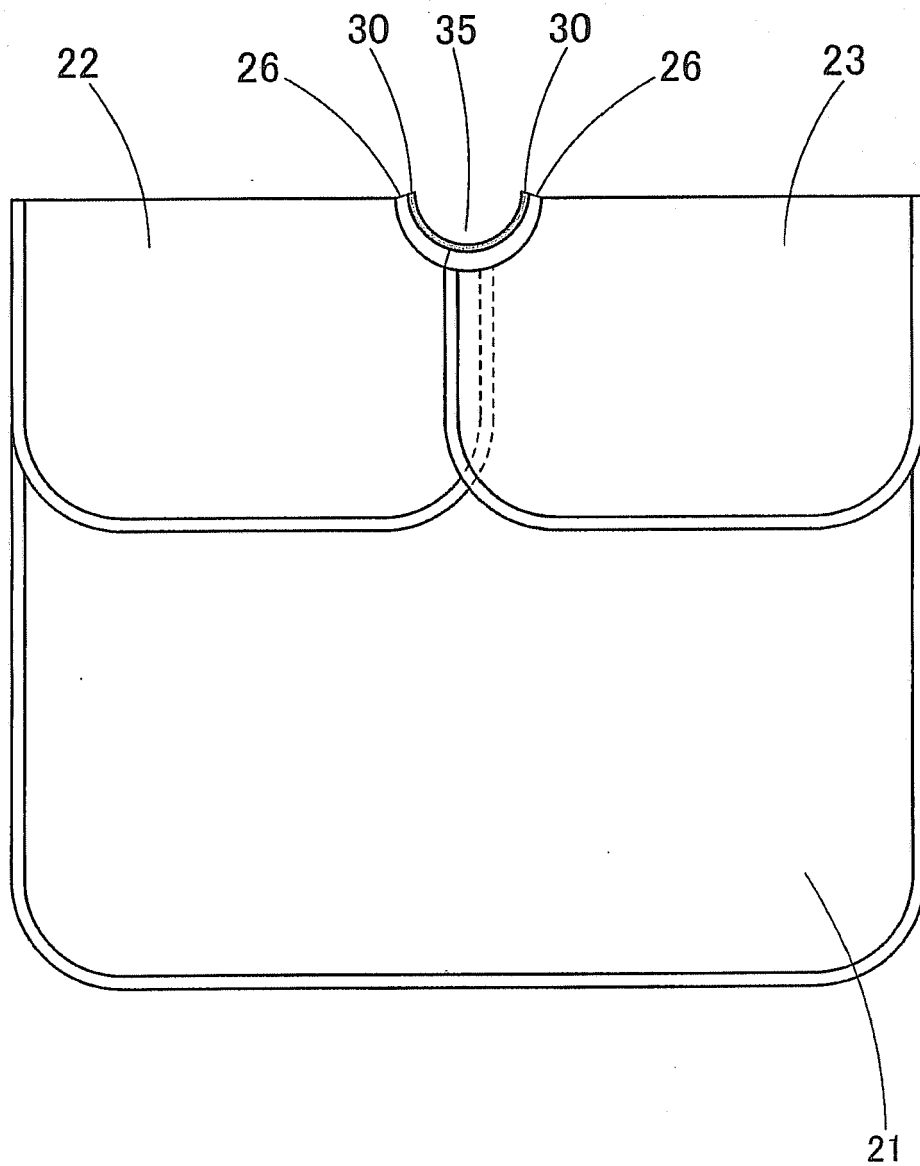


Fig. 12

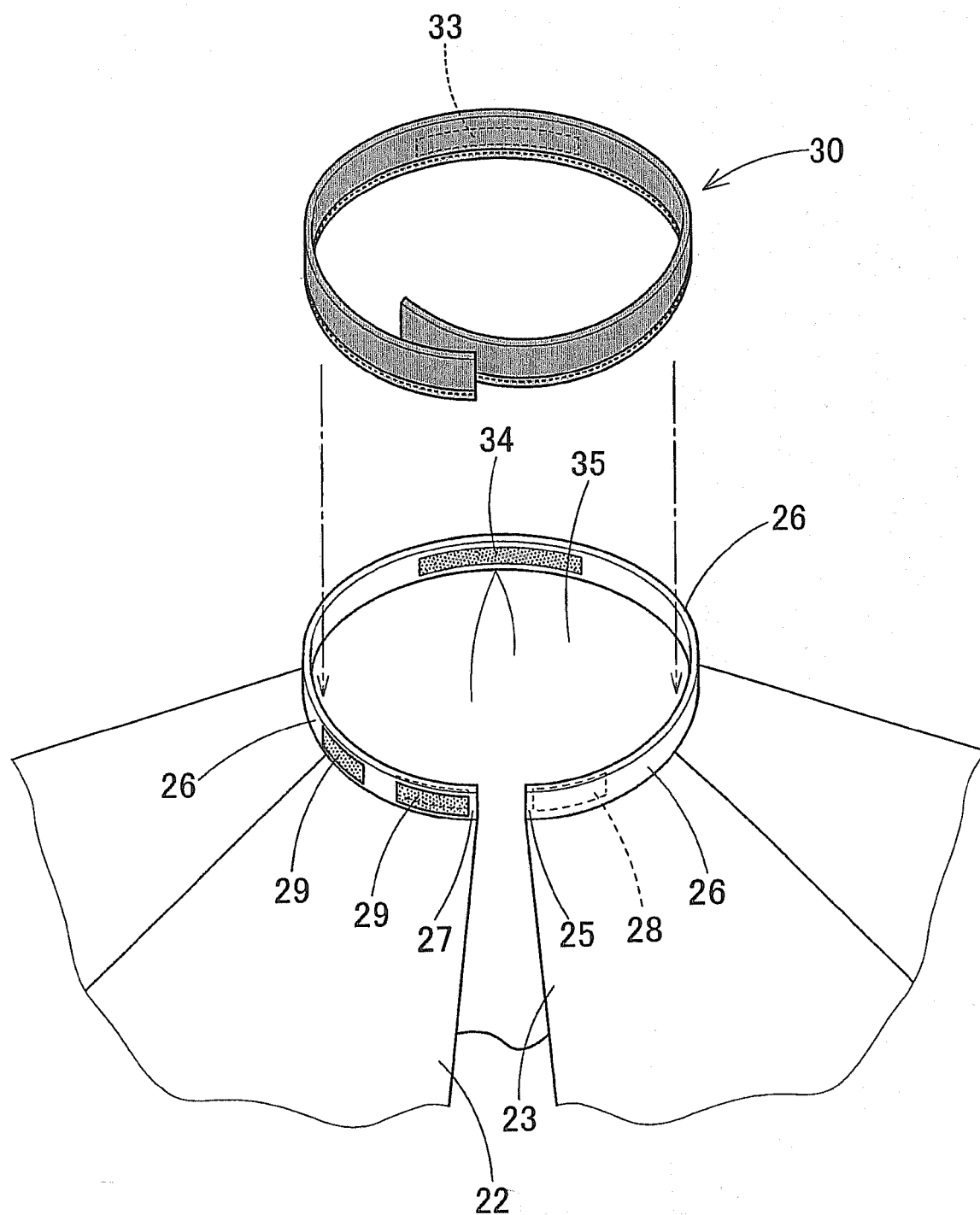
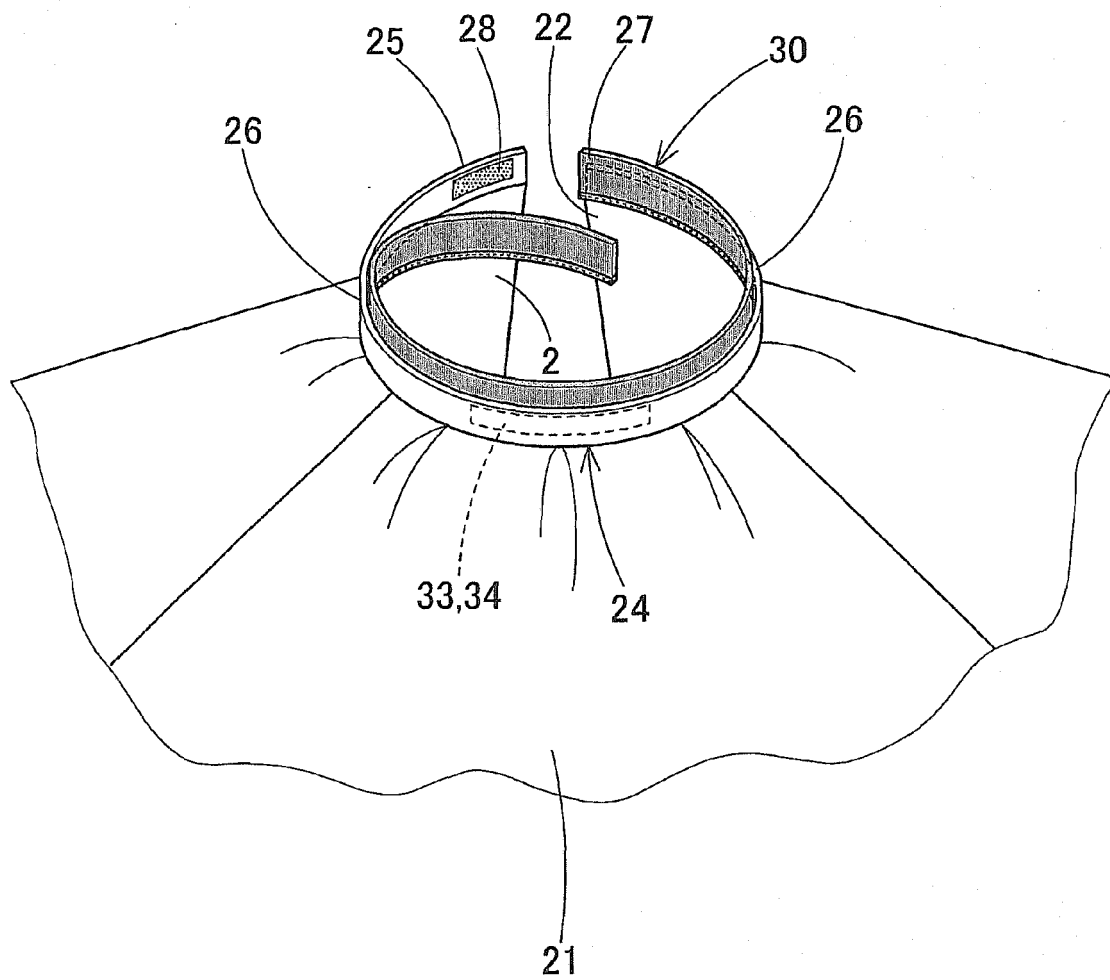


Fig. 13





## EUROPEAN SEARCH REPORT

Application Number  
EP 13 18 7588

DOCUMENTS CONSIDERED TO BE RELEVANT			
Category	Citation of document with indication, where appropriate, of relevant passages	Relevant to claim	CLASSIFICATION OF THE APPLICATION (IPC)
Y	US 5 230 100 A (LOCK-JONES MARY G S [US]) 27 July 1993 (1993-07-27) * abstract * * figures * * column 2, line 57 - column 3, line 8 * * column 3, line 44 - column 4, line 2 * * column 4, line 16 - line 33 * * column 5, line 40 - line 45 * -----	1,2	INV. A45D44/08
Y	FR 2 954 061 A1 (OGET [FR]) 24 June 2011 (2011-06-24) * abstract * * page 4, line 4 - line 16 * * figures * -----	1,2	
A	JP 2004 255153 A (GEN NORIKO) 16 September 2004 (2004-09-16) * the whole document * -----	1,2	
A	US 3 798 674 A (DANIEL L) 26 March 1974 (1974-03-26) * abstract * * figures * * column 1, line 35 - line 55 * * column 3, line 29 - line 45 * -----	1,4	TECHNICAL FIELDS SEARCHED (IPC)  A45D
A	US 5 572 740 A (GENIESSE ROSALIND [US]) 12 November 1996 (1996-11-12) * abstract * * figures * * column 3, line 1 - line 14 * * column 3, line 63 - column 4, line 2 * -----	1,4	
The present search report has been drawn up for all claims			
Place of search The Hague		Date of completion of the search 17 March 2014	Examiner Zetzsche, Brigitta
CATEGORY OF CITED DOCUMENTS X : particularly relevant if taken alone Y : particularly relevant if combined with another document of the same category A : technological background O : non-written disclosure P : intermediate document T : theory or principle underlying the invention E : earlier patent document, but published on, or after the filing date D : document cited in the application L : document cited for other reasons & : member of the same patent family, corresponding document			

 2  
EPO FORM 1503 03.82 (P04C01)

**ANNEX TO THE EUROPEAN SEARCH REPORT  
ON EUROPEAN PATENT APPLICATION NO.**

EP 13 18 7588

This annex lists the patent family members relating to the patent documents cited in the above-mentioned European search report.  
The members are as contained in the European Patent Office EDP file on  
The European Patent Office is in no way liable for these particulars which are merely given for the purpose of information.

17-03-2014

Patent document cited in search report	Publication date	Patent family member(s)	Publication date
US 5230100	A	27-07-1993	NONE
-----			
FR 2954061	A1	24-06-2011	EP 2515697 A1 31-10-2012
			FR 2954061 A1 24-06-2011
			WO 2011077027 A1 30-06-2011
-----			
JP 2004255153	A	16-09-2004	NONE
-----			
US 3798674	A	26-03-1974	NONE
-----			
US 5572740	A	12-11-1996	NONE
-----			

**REFERENCES CITED IN THE DESCRIPTION**

*This list of references cited by the applicant is for the reader's convenience only. It does not form part of the European patent document. Even though great care has been taken in compiling the references, errors or omissions cannot be excluded and the EPO disclaims all liability in this regard.*

**Patent documents cited in the description**

- JP 11318561 A [0004]