



(12) **EUROPEAN PATENT APPLICATION**

(88) Date of publication A3:
06.08.2014 Bulletin 2014/32

(51) Int Cl.:
E02F 9/08 (2006.01) B62D 33/02 (2006.01)

(43) Date of publication A2:
04.06.2014 Bulletin 2014/23

(21) Application number: **13194216.1**

(22) Date of filing: **25.11.2013**

(84) Designated Contracting States:
AL AT BE BG CH CY CZ DE DK EE ES FI FR GB GR HR HU IE IS IT LI LT LU LV MC MK MT NL NO PL PT RO RS SE SI SK SM TR
Designated Extension States:
BA ME

(72) Inventors:
• **Shimomura, Keisuke**
Hiroshima-shi,
Hiroshima 731-5161 (JP)
• **Shimazu, Yasuhiko**
Hiroshima-shi,
Hiroshima 731-5161 (JP)

(30) Priority: **28.11.2012 JP 2012259536**

(71) Applicant: **Kobelco Construction Machinery Co., Ltd.**
Hiroshima 731-5161 (JP)

(74) Representative: **TBK**
Bavariaring 4-6
80336 München (DE)

(54) **Set of members forming upper frame of construction machine**

(57) A set of members (15a) forming an upper frame (15) of a construction machine 10 includes a center section (20), a left side deck (30L), and a right side deck (30R). The left side deck (30L) has a left deck beam (32). The right side deck (30R) has a right deck beam (32R). At least one of the left deck beam (32L) or the right deck beam (32R) is adjustment deck beams. The adjustment deck beam (32R, 32L) has a contacting part (32c) that is adapted to be brought into contact with and is also adapted to be welded to an external side surface (22a) of an adjustment-side longitudinal plate (22L), a first opposing part (32b) that is adapted to be opposed to a side surface (21b) of the bottom plate (21) and is also adapted to be welded to the side surface (21b), and a second opposing part (32a) that is adapted to be opposed to an upper surface (21a) of the bottom plate with a height-adjustment gap therebetween.

FIG.2

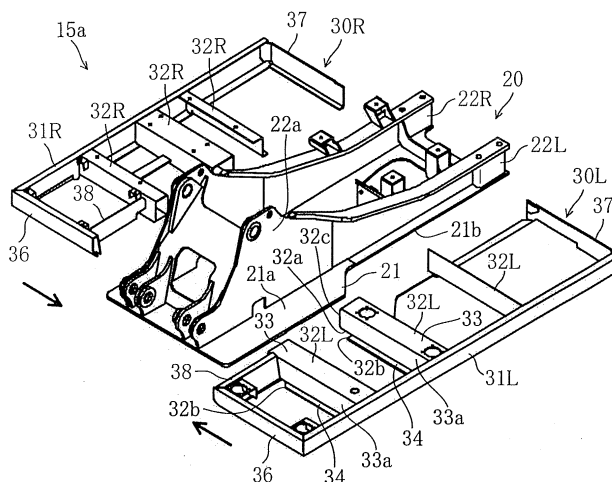


FIG.4

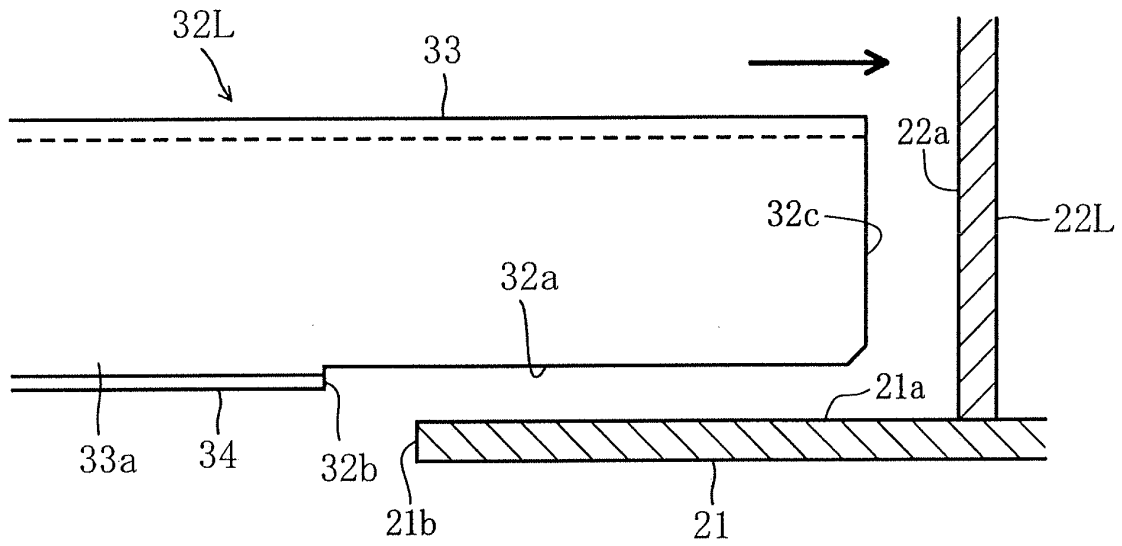
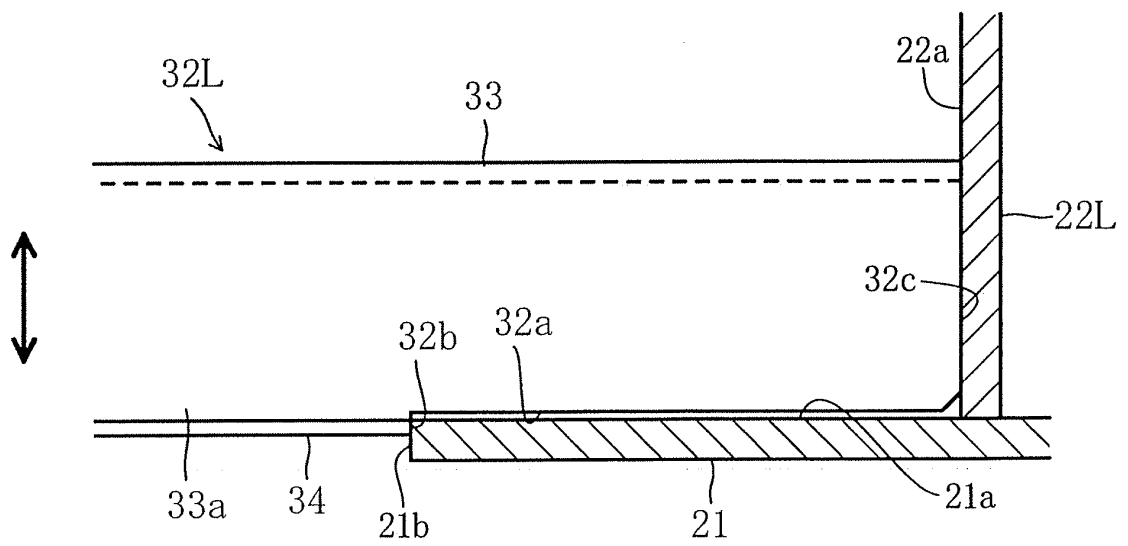


FIG.5





EUROPEAN SEARCH REPORT

Application Number
EP 13 19 4216

DOCUMENTS CONSIDERED TO BE RELEVANT			
Category	Citation of document with indication, where appropriate, of relevant passages	Relevant to claim	CLASSIFICATION OF THE APPLICATION (IPC)
X	KR 200 168 768 Y1 (DAEWOO HEAVY IND CO LTD [KR]) 1 February 2000 (2000-02-01) * the whole document *	1,3	INV. E02F9/08 B62D33/02
X	JP 2002 061226 A (HITACHI CONSTRUCTION MACHINERY) 28 February 2002 (2002-02-28) * the whole document *	1-4	
X	WO 2012/067014 A1 (HITACHI CONSTRUCTION MACHINERY [JP]; NAKAMURA MASAO [JP]) 24 May 2012 (2012-05-24) * the whole document *	1-4	
			TECHNICAL FIELDS SEARCHED (IPC)
			E02F
The present search report has been drawn up for all claims			
Place of search Munich		Date of completion of the search 24 June 2014	Examiner Champion, Jérôme
<p>CATEGORY OF CITED DOCUMENTS</p> <p>X : particularly relevant if taken alone Y : particularly relevant if combined with another document of the same category A : technological background O : non-written disclosure P : intermediate document</p> <p>T : theory or principle underlying the invention E : earlier patent document, but published on, or after the filing date D : document cited in the application L : document cited for other reasons & : member of the same patent family, corresponding document</p>			

1
EPO FORM 1503 03 82 (P04C01)

**ANNEX TO THE EUROPEAN SEARCH REPORT
ON EUROPEAN PATENT APPLICATION NO.**

EP 13 19 4216

This annex lists the patent family members relating to the patent documents cited in the above-mentioned European search report.
The members are as contained in the European Patent Office EDP file on
The European Patent Office is in no way liable for these particulars which are merely given for the purpose of information.

24-06-2014

Patent document cited in search report	Publication date	Patent family member(s)	Publication date
KR 200168768 Y1	01-02-2000	NONE	
JP 2002061226 A	28-02-2002	NONE	
WO 2012067014 A1	24-05-2012	CN 103189574 A	03-07-2013
		EP 2642032 A1	25-09-2013
		JP 5465790 B2	09-04-2014
		KR 20130135229 A	10-12-2013
		US 2013223966 A1	29-08-2013
		WO 2012067014 A1	24-05-2012

EPO FORM P0459

For more details about this annex : see Official Journal of the European Patent Office, No. 12/82