



(11) **EP 2 832 833 B9**

(12) **CORRECTED EUROPEAN PATENT SPECIFICATION**

(15) Correction information:

Corrected version no 1 (W1 B1)
Corrections, see
Claims DE 1
Claims EN 1
Claims FR 1

(51) Int Cl.:

C10M 169/04 (2006.01)	C09K 5/04 (2006.01)
C10M 105/18 (2006.01)	C10M 105/38 (2006.01)
C10M 107/24 (2006.01)	C10M 107/34 (2006.01)
C10N 30/00 (2006.01)	C10N 30/06 (2006.01)
C10N 30/08 (2006.01)	C10N 30/10 (2006.01)
C10N 40/30 (2006.01)	

(48) Corrigendum issued on:

10.07.2019 Bulletin 2019/28

(86) International application number:

PCT/JP2013/059316

(45) Date of publication and mention
of the grant of the patent:

16.01.2019 Bulletin 2019/03

(87) International publication number:

WO 2013/147048 (03.10.2013 Gazette 2013/40)

(21) Application number: **13767593.0**

(22) Date of filing: **28.03.2013**

(54) **WORKING FLUID COMPOSITION FOR REFRIGERATOR**

ARBEITSFLÜSSIGKEITZUSAMMENSETZUNG FÜR EINEN KÜHLSCHRANK

COMPOSITION DE FLUIDE DE TRAVAIL POUR RÉFRIGÉRATEUR

(84) Designated Contracting States:

**AL AT BE BG CH CY CZ DE DK EE ES FI FR GB
GR HR HU IE IS IT LI LT LU LV MC MK MT NL NO
PL PT RO RS SE SI SK SM TR**

- **SAWADA, Ken**
Tokyo 100-8162 (JP)
- **SHIMPO, Hiroko**
Tokyo 100-8162 (JP)
- **ADEGAWA, Kuniko**
Tokyo 100-8162 (JP)

(30) Priority: **29.03.2012 JP 2012076298**

(43) Date of publication of application:

04.02.2015 Bulletin 2015/06

(74) Representative: **Grünecker Patent- und
Rechtsanwälte
PartG mbB
Leopoldstraße 4
80802 München (DE)**

(60) Divisional application:

18204100.4 / 3 470 501

(73) Proprietor: **JX Nippon Oil & Energy Corporation
Chiyoda-ku
Tokyo 100-8162 (JP)**

(56) References cited:

WO-A1-2010/047116	WO-A1-2011/023923
WO-A1-2011/118733	WO-A1-2011/163117
WO-A2-2010/059677	JP-A- 2009 126 979
US-A1- 2004 089 839	US-A1- 2010 038 582
US-A1- 2010 282 999	

(72) Inventors:

- **SAITO, Masanori**
Tokyo 100-8162 (JP)

Note: Within nine months of the publication of the mention of the grant of the European patent in the European Patent Bulletin, any person may give notice to the European Patent Office of opposition to that patent, in accordance with the Implementing Regulations. Notice of opposition shall not be deemed to have been filed until the opposition fee has been paid. (Art. 99(1) European Patent Convention).

EP 2 832 833 B9

Description**Technical Field**

5 **[0001]** The present invention relates to a working fluid composition for a refrigerating machine, and more specifically relates to a working fluid composition for a refrigerating machine that contains a mixed refrigerant which contains a hydrofluoroethane, difluoromethane (also referred to as "HFC-32" or "R32") and tetrafluoropropene.

Background Art

10 **[0002]** CFC (chlorofluorocarbon) and HCFC (hydrochlorofluorocarbon), which have been conventionally used as refrigerants for refrigeration equipment, have been subject to regulation due to the problem of recent ozone depletion, and HFC (hydrofluorocarbon) has come to be used as a refrigerant instead of them.

15 **[0003]** Among HFC refrigerants, HFC-134a, R407C, and R410A are normally used as refrigerants for car air-conditioners, cold storage chambers, or room air-conditioners. Although the ozone depletion potential (ODP) of these HFC refrigerant is zero, these come to be subject to regulation, because the global warming potential (GWP) thereof is high. While difluoromethane has been studied as one of alternate candidates of these refrigerants, difluoromethane has the following problems: the global warming potential thereof is not sufficiently low; the boiling point thereof is so low that thermodynamic characteristics cannot be applied to a current refrigeration system directly; and difluoromethane is not easily compatible with lubricating oils (refrigerating machine oils) used for conventional HFC refrigerants, such as polyol esters and polyvinyl ethers. On the other hand, unsaturated hydrofluorocarbons have been proposed to be used as a refrigerant due to the following reasons; both of its ODP and GWP are very low; unsaturated hydrofluorocarbons are non-flammable depending on structures; and in particular with respect to HFO-1234yf, thermodynamic characteristics as measures of refrigerant performances are comparable with or better than those of HFC-134a (Patent Literatures 1 to 3).
20 WO2011/163117A1 and US2010/038582A1 also disclose working fluid compositions for refrigerating machines.

Citation List**Patent Literature****[0004]**

[Patent Literature 1] International Publication WO2004/037913

[Patent Literature 2] International Publication WO2005/105947

35 [Patent Literature 3] International Publication WO2009/057475

Summary of Invention**Technical Problem**

40 **[0005]** In the case where a refrigerant and a refrigerating machine oil are applied to a refrigeration system, it is demanded for the refrigerant that the refrigerant does not have any adverse influences on the environment and that thermodynamics characteristics are adapted to the refrigeration system. In addition, in a circumstance of coexistence of the refrigerant and the refrigerating machine oil it is demanded that they are soluble in each other (compatibility) and are excellent in thermal/chemical stability, and that an oil film is maintained in order to suppress wear of a sliding member (lubricity).
45

[0006] With respect to a refrigeration system using unsaturated hydrofluorocarbons, it has been considered that since refrigerating machine oils used in HFC, such as polyol esters and polyvinyl ethers, exhibit compatibility with unsaturated hydrofluorocarbons, these refrigerating machine oil can be applied. According to the studies by the present inventors, however, the following problem has been revealed: unsaturated hydrofluorocarbons have unstable double bonds in their molecules and thus are poor in thermal/chemical stability.

50 **[0007]** In addition, one reason why the compatibility between the refrigerant and the refrigerating machine oil (hereinafter, sometimes simply referred to as "compatibility".) is demanded is because a refrigerating machine oil for lubricating a refrigerant compressor circulates together with a refrigerant in the refrigerant circulation cycle of refrigeration equipment. That is, in the refrigeration equipment, sufficient compatibility between the refrigerant and the refrigerating machine oil is not achieved depending on the selection of the refrigerating machine oil used to the refrigerant, and the refrigerating machine oil discharged from the refrigerant compressor easily remains in the cycle. As a result, there occur problems of wear due to lubrication failure by the reduction in amount of the oil in the refrigerant compressor and of blockage of
55

an expansion mechanism such as a capillary. Therefore, it is important to select the refrigerating machine oil adapted to the refrigerant. In a refrigeration system using difluoromethane, however, a problem is that difluoromethane is not easily compatible with the refrigerating machine oil, and there is also the problem of thermodynamics characteristics.

[0008] The present invention has been made in view of such problems, and an object thereof is to provide a working fluid composition for a refrigerating machine that can achieve compatibility and thermal/chemical stability in a refrigeration system using a refrigerant which contains a hydrofluoroethane, difluoromethane and an unsaturated hydrofluorocarbon without requiring for a significant modification of an existing system.

Solution to Problem

[0009] The present inventors have made intensive studies in order to achieve the above object, and as a result, have found that by using a refrigerant containing a specific hydrofluoroethane, difluoromethane and a specific unsaturated hydrofluorocarbon, and a refrigerating machine oil of a specific ester or ether as a base oil, both of sufficiently high compatibility and thermal/chemical stability can be achieved at high levels, leading to the completion of the present invention.

[0010] That is, the present invention provides a working fluid composition for a refrigerating machine in accordance with claim 1.

[0011] It is preferable that the refrigerant comprise 5 to 40 parts by mass of the hydrofluoroethane, 20 to 60 parts by mass of difluoromethane and 20 to 70 parts by mass of tetrafluoropropene based on 100 parts by mass of the refrigerant.

[0012] It is preferable that a mass ratio of the refrigerant to the refrigerating machine oil be 90 : 10 to 30 : 70.

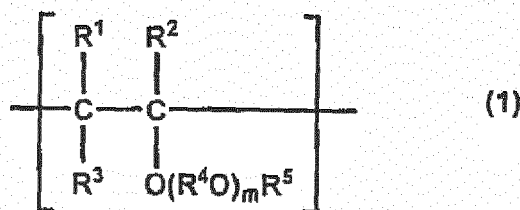
[0013] It is preferable that the hydrofluoroethane be 1,1,1,2-tetrafluoroethane and that a global warming potential of the refrigerant be 500 or less.

[0014] The base oil comprises a polyol ester having a carbon/oxygen molar ratio of 2.5 or more and 5.8 or less, wherein the polyol ester includes polyol esters obtainable by synthesis from fatty acids having 4 to 9 carbon atoms and polyhydric alcohols having 4 to 12 carbon atoms.

[0015] In the case where the base oil comprises a polyalkylene glycol having a carbon/oxygen molar ratio of 2.5 or more and 5.8 or less, preferable examples of the polyalkylene glycol compound include a compound having a homopolymerization chain of propylene oxide or a copolymerization chain of propylene oxide and ethylene oxide, in which at least one of both ends of the chain is blocked by an ether bond.

[0016] In the case where the base oil comprises a polyvinyl ether having a carbon/oxygen molar ratio of 2.5 or more and 5.8 or less, preferable examples of the polyvinyl ether include polyvinyl ethers having a structural unit represented by the following formula (1).

[Chemical Formula 1]



[R¹, R² and R³ may be the same or different and each represent a hydrogen atom or a hydrocarbon group having 1 to 8 carbon atoms, R⁴ represents a divalent hydrocarbon group having 1 to 10 carbon atoms or an ether bond oxygen-containing divalent hydrocarbon group having 2 to 20 carbon atoms, R⁵ represents a hydrocarbon group having 1 to 20 carbon atoms, m represents a number such that an average value of m in the polyvinyl ether is 0 to 10, R¹ to R⁵ may be the same or different in each occurrence of the structural units, and when m represents 2 or more in one structural unit, a plurality of R⁴O may be the same or different.]

Advantageous Effects of Invention

[0017] The present invention can provide a working fluid composition for a refrigerating machine that can achieve compatibility and thermal/chemical stability in a refrigeration system using a refrigerant which contains a hydrofluor-

oethane, difluoromethane and an unsaturated hydrofluorocarbon without requiring for a significant modification of an existing system.

Description of Embodiments

[0018] Hereinafter, a preferable embodiment of the present invention is described in detail.

[0019] A working fluid composition for a refrigerating machine according to an embodiment of the present invention comprises

a refrigerant comprising a hydrofluoroethane represented by the following formula (A), difluoromethane and tetrafluoropropene, and
a refrigerating machine oil comprising at least one selected from a polyol ester, a polyvinyl ether and a polyalkylene glycol compound as a base oil, wherein a carbon/oxygen molar ratio of the base oil is 2.5 or more and 5.8 or less.



[n represents 1 or 2.]

[0020] In the working fluid composition for a refrigerating machine according to the present embodiment, the proportions of the refrigerant and the refrigerating machine oil blended are not particularly limited, but the mass ratio of the refrigerant to the refrigerating machine oil is preferably 90 : 10 to 30 : 70 and more preferably 80 : 20 to 40 : 60.

[0021] Then, the components contained in the working fluid composition for a refrigerating machine are described in detail.

[Refrigerant]

[0022] The refrigerant in the present embodiment contains the hydrofluoroethane represented by the above formula (A), difluoromethane and tetrafluoropropene.

[0023] Herein, the hydrofluoroethane represented by the above formula (A) is non-flammable. Thus, as the ratio thereof blended is higher, the flammability is lower but the global warming potential is higher. While no test method for evaluating the boundary between "non-flammable" and "low flammable" is established and is being studied internationally, the non-flammability of the mixed refrigerant is increased as the proportion of a non-flammable compound is increased.

[0024] Difluoromethane (R32), whose pressure is high, increases the efficiency of the refrigerating machine when the ratio thereof blended is high. But the GWP is increased and also the compatibility of the refrigerant with the refrigerating machine oil is deteriorated, when the ratio thereof blended is high.

[0025] On the other hand, tetrafluoropropene, whose global warming potential is extremely low, is thus environmentally-friendly when the ratio thereof blended is high. But it is poor in stability, and thus the stability of the working fluid is deteriorated when the ratio thereof blended is high.

[0026] Then, in the present embodiment, the hydrofluoroethane represented by the above formula (A), difluoromethane and tetrafluoropropene are mixed, and the resulting mixed refrigerant can be used as a suitable refrigerant, in which disadvantages of the each refrigerants are compensated and advantages thereof are utilized.

[0027] As the hydrofluoroethane represented by the above formula (A), 1,1,1,2-tetrafluoroethane (HFC-134a) or pentafluoroethane (HFC-125) is preferable in terms of thermodynamics characteristics. Furthermore, when the global warming potentials thereof are compared, that of HFC-125 is 3400 while that of HFC-134a is 1300, and thus HFC-134a having a lower GWP is more preferable. The hydrofluoroethane represented by the formula (A) may be used singly or in combination of two or more.

[0028] Tetrafluoropropenes include 2,3,3,3-tetrafluoropropene (HFO-1234yf), 1,3,3,3-tetrafluoropropene (HFO-1234ze), and 1,2,3,3-tetrafluoropropene (HFO-1234ye). Among them, HFO-1234yf and HFO-1234ze are preferable, and in particular HFO-1234yf is preferable in terms of physical properties of the refrigerant. Tetrafluoropropenes may be used singly or in combination of two or more thereof.

[0029] The content of each of the refrigerants in the above refrigerant based on 100 parts by mass of the refrigerant is preferably as follows: the content of the hydrofluoroethane represented by the above formula (A) is 5 to 40 parts by mass, the content of difluoromethane is 20 to 60 parts by mass, and the content of tetrafluoropropene is 20 to 70 parts by mass; and more preferably as follows; the content of the hydrofluoroethane represented by the above formula (A) is 10 to 30 parts by mass, the content of difluoromethane is 20 to 60 parts by mass, and the content of tetrafluoropropene is 20 to 70 parts by mass. Herein, difluoromethane is a high-pressure gas, and therefore when the content thereof is high, the efficiency of the refrigerating machine is increased. But when the content thereof is high, the GWP is increased, and also the compatibility between the refrigerant and the refrigerating machine oil is deteriorated. On the other hand,

tetrafluoropropene, whose GWP is low, contributes environmental-friendliness when the content thereof is high. But it is poor in stability and thus the stability of the working fluid is deteriorated when the content thereof is high.

[0030] The global warming potential of the refrigerant (mixed refrigerant) in the present embodiment is preferably 500 or less and more preferably 300 or less. Herein, the global warming potential can also be reduced by mixing only difluoromethane and tetrafluoropropene without using the hydrofluoroethane, but in such a case, the content of tetrafluoropropene whose pressure is low is high. As a result, the efficiency of the refrigerating machine cannot be increased and the stability is also poor.

[0031] While the refrigerant in the present embodiment can further contain a component other than the above three components, the sum of the hydrofluoroethane represented by the above formula (A), difluoromethane and tetrafluoropropene is preferably 80% by mass or more and more preferably 90% by mass or more based on the total amount of the refrigerant.

[0032] The component other than the above three components includes a hydrofluorocarbon (HFC) refrigerant other than the hydrofluoroethane represented by the above formula (A), and a fluorine-containing ether-based refrigerant such as perfluoroethers.

[0033] In addition, the refrigerant in the present embodiment can further contain unsaturated hydrofluorocarbons other than tetrafluoropropenes. As such unsaturated hydrofluorocarbons, fluoropropenes containing 3 or 5 fluorine atoms are preferable, and any one of 1,2,3,3,3-pentafluoropropene (HFO-1225ye) and 3,3,3-trifluoropropene (HFO-1243zf) or a mixture of two or more of thereof is preferable. From the viewpoint of physical properties of the refrigerant, HFO-1225ye is preferable.

[Refrigerating machine oil]

[0034] The refrigerating machine oil in the present embodiment contains a polyol ester and optionally at least one selected from a polyvinyl ether and a polyalkylene glycol compound as a base oil, and the carbon/oxygen molar ratio of the base oil is 2.5 or more and 5.8 or less. Carbon and oxygen in the base oil can be quantitatively analyzed by a common elemental analysis method. While a carbon analysis includes a thermal conductivity method after conversion into carbon dioxide by burning, and a gas chromatography method, an oxygen analysis is commonly a carbon reduction method in which carbon monoxide derived by carbon is quantitatively analyzed, and a Shutze-Unterzaucher method is widely put into practical use.

[0035] In the case where the base oil is a mixed base oil including two or more components, the carbon/oxygen molar ratio of each of the components included in the mixed base oil is not particularly limited as long as the carbon/oxygen molar ratio of the mixed base oil is 2.5 or more and 5.8 or less, but it is preferable that the carbon/oxygen molar ratio of each of the polyol ester, the polyvinyl ether and the polyalkylene glycol compound be 2.5 or more and 5.8 or less. These preferable examples are described later.

[Polyol ester]

[0036] The polyol ester is an ester obtainable by synthesis from a polyhydric alcohol and a carboxylic acid, and the carbon/oxygen molar ratio is 2.5 or more and 5.8 or less, preferably 3.2 or more and 5.0 or less, and further preferably 4.0 or more and 5.0 or less. As the carboxylic acid, fatty acids (aliphatic monocarboxylic acids), in particular saturated fatty acids are used, and the number of carbon atoms thereof is 4 or more and 9 or less and preferably 5 or more and 9 or less. The polyol ester may be a partial ester in which some of hydroxyl groups in the polyhydric alcohol remains as hydroxyl groups without being esterified, may be a complete ester in which all of hydroxyl groups are esterified, or may be a mixture of the partial ester and the complete ester; but the hydroxyl value is preferably 10 mgKOH/g or less, further preferably 5 mgKOH/g or less, and most preferably 3 mgKOH/g or less.

[Fatty acid]

[0037]

(a) In the case where the proportion of difluoromethane that is poor in compatibility with the refrigerating machine oil is high among main components of the refrigerant, i.e., the hydrofluoroethane represented by the above formula (A), difluoromethane and tetrafluoropropene, for example, in the case where the proportion of difluoromethane in the refrigerant is 40% by mass or more, the proportion of branched fatty acids of fatty acids forming the polyol ester is preferably 50 to 100% by mol, particularly preferably 70 to 100% by mol, and further preferably 90 to 100% by mol. Specific examples of branched fatty acids having 4 to 9 carbon atoms include branched butanoic acids, branched pentanoic acids, branched hexanoic acids, branched heptanoic acids, branched octanoic acids, and branched nonanoic acids. More specifically, fatty acids branched at α -position and/or β -position are preferable, isobutanoic

acid, 2-methylbutanoic acid, 2-methylpentanoic acid, 2-methylhexanoic acid, 2-ethylpentanoic acid, 2-methylheptanoic acid, 2-ethylhexanoic acid, 3,5,5-trimethylhexanoic acid, and the like are preferable, and among them, 2-ethylhexanoic acid and/or 3,5,5-trimethylhexanoic acid is most preferable. Herein, fatty acids other than branched fatty acids having 4 to 9 carbon atoms may be included.

(b) In the case where the total of the content of tetrafluoropropene among main components of the refrigerant is higher than the total of the contents of the hydrofluoroethane represented by the above formula (A) and difluoromethane, the proportion of straight fatty acids of fatty acids is preferably 50 to 95% by mol, particularly preferably 60 to 90% by mol, and further preferably 70 to 85% by mol in view of high compatibility with the refrigerating machine oil.

[0038] Specific examples of straight fatty acids having 4 to 9 carbon atoms include butanoic acid, pentanoic acid, hexanoic acid, heptanoic acid, octanoic acid, and nonanoic acid. Among them, pentanoic acid and/or heptanoic acid is preferable, and in particular a mixed acid thereof is most preferable. The content of straight pentanoic acid is preferably 30% by mol or more in particular in terms of compatibility, and on the other hand, is preferably 50% by mol or less and particularly preferably 45% by mol or less in particular in terms of hydrolytic stability. The content of heptanoic acid is preferably 20% by mol or more, particularly preferably 25% by mol or more, and further preferably 30% by mol or more, in terms of lubricity. On the other hand, the content is 50% by mol or less and preferably 45% by mol or less in particular in terms of hydrolytic stability. As branched fatty acids other than straight fatty acids, branched fatty acids having 5 to 9 carbon atoms, in particular, 2-ethylhexanoic acid and/or 3,5,5-trimethylhexanoic acid is preferable. The content of 3,5,5-trimethylhexanoic acid is preferably 5% by mol or more and particularly preferably 10% by mol or more in particular in terms of hydrolytic stability, and on the other hand, the content is preferably 30% by mol or less and particularly preferably 25% by mol or less in particular in terms of compatibility and lubricity.

[0039] As preferable fatty acids in the cases (b), specifically, a mixed acid of straight pentanoic acid, straight heptanoic acid and 3,5,5-trimethylhexanoic acid is preferable, and this mixed acid is more preferably one containing 30 to 50% by mol of straight pentanoic acid, 20 to 50% by mol of straight heptanoic acid and 5 to 30% by mol of 3,5,5-trimethylhexanoic acid.

[Polyhydric alcohol]

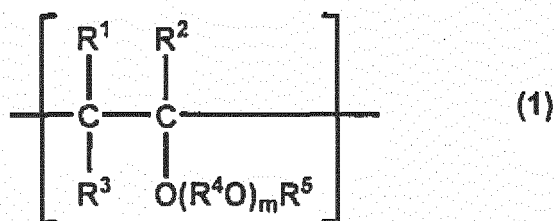
[0040] As the polyhydric alcohol forming the polyol ester, polyhydric alcohols having 2 to 6 hydroxyl groups are preferably used. The number of carbon atoms of polyhydric alcohols is preferably 4 to 12 and particularly preferably 5 to 10. Hindered alcohols such as neopentyl glycol, trimethyloethane, trimethylolpropane, trimethylolbutane, di-(trimethylolpropane), tri-(trimethylolpropane), pentaerythritol and di-(pentaerythritol) are preferable. Since being particularly excellent in compatibility with the refrigerant and in hydrolytic stability, pentaerythritol or a mixed ester of pentaerythritol and di-(pentaerythritol) is most preferable.

[Polyvinyl ether]

[0041] The carbon/oxygen molar ratio of the polyvinyl ether is preferably 2.5 or more and 5.8 or less, more preferably 3.2 or more and 5.8 or less, and further preferably 4.0 or more and 5.0 or less. If the carbon/oxygen molar ratio is less than this range, hygroscopicity is higher, and if the ratio is more than this range, compatibility is deteriorated. In addition, the weight average molecular weight of the polyvinyl ether is preferably 200 or more and 3000 or less and more preferably 500 or more and 1500 or less.

[0042] The polyvinyl ether preferably used in the present embodiment has a structural unit represented by the following formula (1).

[Chemical Formula 2]



[R¹, R² and R³ may be the same or different and each represent a hydrogen atom or a hydrocarbon group having 1 to

8 carbon atoms, R^4 represents a divalent hydrocarbon group having 1 to 10 carbon atoms or an ether bond oxygen-containing divalent hydrocarbon group having 2 to 20 carbon atoms, R^5 represents a hydrocarbon group having 1 to 20 carbon atoms, m represents a number such that an average value of m in the polyvinyl ether is 0 to 10, R^1 to R^5 may be the same or different in each occurrence of the structural units, and when m represents 2 or more in one structural unit, a plurality of R^4O may be the same or different.]

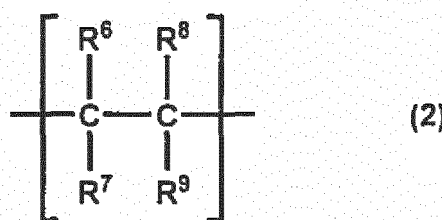
[0043] At least one of R^1 , R^2 and R^3 in the above formula (1) is preferably a hydrogen atom, and all thereof are particularly preferably a hydrogen atom. m in the formula (1) is preferably 0 or more and 10 or less, particularly preferably 0 or more and 5 or less, and further preferably 0. R^5 in the formula (1) represents a hydrocarbon group having 1 to 20 carbon atoms. This hydrocarbon group includes an alkyl group, a cycloalkyl group, a phenyl group, an aryl group, an arylalkyl group, and an alkyl group, and in particular an alkyl group having 1 to 5 carbon atoms is preferable.

[0044] The polyvinyl ether in the present embodiment may be a homopolymer constituted by one type of the structural unit represented by the formula (1) or a copolymer constituted by 2 or more type of the structural units, but the copolymer brings about the effect of further enhancing lubricity, insulation property, hygroscopicity, and the like while satisfying compatibility. In this case, the types of monomers serving as raw materials, the type of an initiator, and the rate of a copolymer can be selected to thereby adapt the performances of an oil agent to the intended levels. Accordingly, the following effect is exerted: an oil agent can be obtained at will according to requirements such as lubricity and compatibility that vary depending on the type of a compressor in a refrigeration system or an air-conditioning system, the material of a lubrication portion, refrigeration ability, the type of a refrigerant, and the like. The copolymer may be any of a block copolymer and a random copolymer.

[0045] In the case where the polyvinyl ether in the present embodiment is a copolymer, it is preferable that the copolymer include a structural unit (1-1) represented by the above formula (1) wherein R^5 represents an alkyl group having 1 to 3 carbon atoms, and a structural unit (1-2) represented by the above formula (1) wherein R^5 represents an alkyl group having 3 to 20 carbon atoms, preferably 3 to 10 carbon atoms, further preferably 3 to 8 carbon atoms. R^5 in the structural unit (1-1) is particularly preferably an ethyl group, and R^5 in the structural unit (1-2) is particularly preferably an isobutyl group. Furthermore, in the case where the polyvinyl ether in the present embodiment is the copolymer including the structural units (1-1) and (1-2), the molar ratio of the structural unit (1-1) to the structural unit (1-2) is preferably 5 : 95 to 95 : 5, more preferably 20 : 80 to 90 : 10, and further preferably 70 : 30 to 90 : 10. In the case where the molar ratio departs from the above range, there is a tendency toward insufficient compatibility with the refrigerant and higher hygroscopicity.

[0046] The polyvinyl ether in the present embodiment may be one constituted by only the structural unit represented by the above formula (1), but may be a copolymer further including a structural unit represented by the following formula (2). In this case, the copolymer may be any of a block copolymer and a random copolymer.

[Chemical Formula 3]

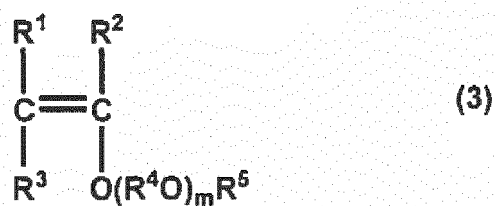


[R^6 to R^9 may be the same as or different from one another and each represent a hydrogen atom or a hydrocarbon group having 1 to 20 carbon atoms.]

[End structure of polyvinyl ether]

[0047] The polyvinyl ether in the present embodiment can be produced by polymerization of each corresponding vinyl ether-based monomer, and copolymerization of a corresponding hydrocarbon monomer having an olefinic double bond with a corresponding vinyl ether-based monomer. As the vinyl ether-based monomer corresponding to the structural unit represented by the formula (1), a monomer represented by the following formula (3) is suitable.

[Chemical Formula 4]

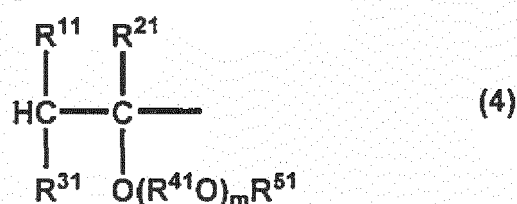


[R¹, R², R³, R⁴, R⁵ and m represent the same meaning as in R¹, R², R³, R⁴, R⁵ and m in the formula (1), respectively.]

[0048] As the polyvinyl ether in the present embodiment, ethers having the following end structures are suitable.


(A) Those having a structure in which one end is represented by formula (4) or (5) and other end is represented by formula (6) or (7).

[Chemical Formula 5]



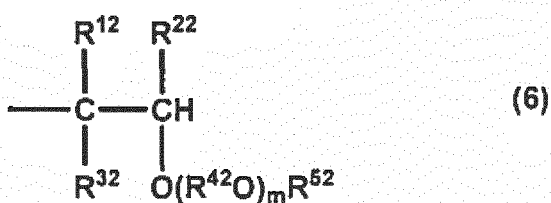
[R¹¹, R²¹ and R³¹ may be the same as or different from one another and each represent a hydrogen atom or a hydrocarbon group having 1 to 8 carbon atoms, R⁴¹ represents a divalent hydrocarbon group having 1 to 10 carbon atoms or an ether bond oxygen-containing divalent hydrocarbon group having 2 to 20 carbon atoms, R⁵¹ represents a hydrocarbon group having 1 to 20 carbon atoms, m represents a number such that an average value of m in the polyvinyl ether is 0 to 10, and when m represents 2 or more, a plurality of R⁴¹O may be the same or different.]

[Chemical Formula 6]



[R⁶¹, R⁷¹, R⁸¹ and R⁹¹ may be the same as or different from one another and each represent a hydrogen atom or a hydrocarbon group having 1 to 20 carbon atoms.]

[Chemical Formula 7]



[R¹², R²² and R³² may be the same as or different from one another and each represent a hydrogen atom or a hydrocarbon group having 1 to 8 carbon atoms, R⁴² represents a divalent hydrocarbon group having 1 to 10 carbon atoms or an ether bond oxygen-containing divalent hydrocarbon group having 2 to 20 carbon atoms, R⁵² represents a hydrocarbon group having 1 to 20 carbon atoms, m represents a number such that an average value of m in the polyvinyl ether is 0 to 10, and when m represents 2 or more, a plurality of R⁴²O may be the same or different.]

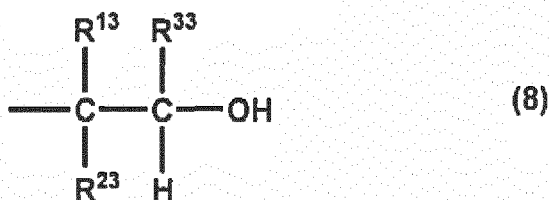
[Chemical Formula 8]



[R⁶², R⁷², R⁸² and R⁹² may be the same as or different from one another and each represent a hydrogen atom or a hydrocarbon group having 1 to 20 carbon atoms.]

(B) Those having a structure in which one end is represented by the above formula (4) or (5) and other end is represented by the following formula (8).

[Chemical Formula 9]



[R¹³, R²³ and R³³ may be the same as or different from one another and each represent a hydrogen atom or a hydrocarbon group having 1 to 8 carbon atoms.]

[0049] Among such polyvinyl ether-based compounds, in particular the following is suitable as a main component of the refrigerating machine oil of the present invention.

(1) Those having a structure in which one end is represented by the formula (5) or (6) and other end is represented by the formula (7) or (8), wherein in the formula (1), R¹, R² and R³ are each a hydrogen atom, m represents a number of 0 to 4, R⁴ represents a divalent hydrocarbon group having 2 to 4 carbon atoms, and R⁵ represents a hydrocarbon group having 1 to 20 carbon atoms.

(2) Those having only the structural unit represented by the formula (1), having a structure in which one end is represented by the formula (5) and other end is represented by the formula (7), wherein in the formula (1), R¹, R² and R³ are each a hydrogen atom, m represents a number of 0 to 4, R⁴ represents a divalent hydrocarbon group having 2 to 4 carbon atoms, and R⁵ represents a hydrocarbon group having 1 to 20 carbon atoms.

(3) Those having a structure in which one end is represented by the formula (5) or (6) and other end is represented by the formula (7) or (8), wherein in the formula (1), R¹, R² and R³ are each a hydrogen atom, m represents a number of 0 to 4, R⁴ represents a divalent hydrocarbon group having 2 to 4 carbon atoms, and R⁵ represents a hydrocarbon group having 1 to 20 carbon atoms.

(4) Those that are each of the (1) to (3), having a structural unit in which R⁵ in the formula (1) represents a hydrocarbon group having 1 to 3 carbon atoms, and a structural unit in which such R⁵ represents a hydrocarbon group having 3 to 20 carbon atoms.

[Production of polyvinyl ether]

[0050] The polyvinyl ether in the present embodiment can be produced by subjecting the above monomer to radical polymerization, cation polymerization, radiation polymerization, or the like. After completion of the polymerization reaction, a usual separation/purification method is if necessary conducted, and thus the intended polyvinyl ether-based compound

having the structural unit represented by the formula (1) is obtained.

[0051] As described above, it is required for the polyvinyl ether in the present embodiment that the carbon/oxygen molar ratio is in the predetermined range, and the carbon/oxygen molar ratio of a raw material monomer can be regulated to thereby produce a polymer whose molar ratio is in the above range. That is, when the rate of a monomer whose carbon/oxygen molar ratio is high is high, a polymer whose carbon/oxygen molar ratio is high is obtained, and when the rate of a monomer whose carbon/oxygen molar ratio is low is high, a polymer whose carbon/oxygen molar ratio is low is obtained. Herein, in the case where a vinyl ether-based monomer and a hydrocarbon monomer having an olefinic double bond are copolymerized, a polymer whose carbon/oxygen molar ratio is higher than the carbon/oxygen molar ratio of the vinyl ether-based monomer is obtained, but the proportion thereof can be regulated by the rate and the number of carbon atoms of the hydrocarbon monomer having an olefinic double bond to be used.

[0052] In addition, in a production step of the polyvinyl ether represented by the above formula (1), a side reaction may be caused and thus an unsaturated group such as an aryl group may be formed in the molecule. If the unsaturated group is formed in the polyvinyl ether molecule, the following phenomenon easily occurs: the thermal stability of the polyvinyl ether itself is deteriorated, a polymerized produce is generated to generate sludge, or antioxidative property (oxidation preventing property) is deteriorated to generate peroxide. In particular, if peroxide is generated, it is decomposed to generate a compound having a carbonyl group, and the compound having a carbonyl group further generates sludge to easily cause blockage of a capillary. Therefore, as the polyvinyl ether according to the present embodiment, those in which the degree of unsaturation due to an unsaturated group and the like is low is preferable, and specifically, the degree of unsaturation is preferably 0.04 meq/g or less, more preferably 0.03 meq/g or less, and most preferably 0.02 meq/g or less. In addition, the peroxide value is preferably 10.0 meq/kg or less, more preferably 5.0 meq/kg or less, and most preferably 1.0 meq/kg. Furthermore, the carbonyl value is preferably 100 ppm by weight or less, more preferably 50 ppm by weight or less, and most preferably 20 ppm by weight or less.

[0053] Herein, the degree of unsaturation, the peroxide value and the carbonyl value in the present invention are each the value measured by the Standard Methods for the Analysis of Fats, Oils and Related Materials, established by the Japan Oil Chemists' Society. That is, the degree of unsaturation in the present invention is the value (meq/g) obtained by reacting a Wijs solution (ICl-acetic acid solution) with a sample, leaving the resultant to stand in a dark area, thereafter reducing the excess ICl to iodine, titrating the iodine content with sodium thiosulfate to calculate the iodine value, and converting the iodine value to the vinyl equivalent; the peroxide value in the present invention is the value (meq/kg) obtained by adding potassium iodide to a sample, titrating the free iodine generated with sodium thiosulfate, and converting the free iodine to the number of milliequivalents with respect to 1 kg of the sample; and the carbonyl value in the present invention is the value (ppm by weight) obtained by allowing 2,4-dinitrophenylhydrazine to act on a sample to yield a colorable quinoid ion, measuring the absorbance of the sample at 480 nm, and converting the absorbance to the carbonyl content based on a predetermined calibration curve with cinnamaldehyde as the standard substance. The hydroxyl value is not particularly limited, but it is desirable that the hydroxyl value be 10 mgKOH/g, preferably 5 mgKOH/g and further preferably 3 mgKOH/g.

[Polyalkylene glycol compound]

[0054] The carbon/oxygen molar ratio of the polyalkylene glycol (PAG) compound in the present embodiment is preferably 2.5 or more and 5.8 or less, preferably 2.5 or more and 4.0 or less, and further preferably 2.7 or more and 3.5 or less. If the molar ratio is less than this range, hygroscopicity is high and electrical insulation property is deteriorated, and if the molar ratio is more than this range, compatibility is deteriorated. The weight average molecular weight of the polyalkylene glycol compound is preferably 200 or more and 3000 or less, and more preferably 500 or more and 1500 or less.

[Structural unit of polyalkylene glycol]

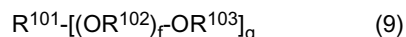
[0055] Polyalkylene glycols include those of various chemical structures, but a basic compound thereof is polyethylene glycol, polypropylene glycol, polybutylene glycol, or the like. The unit structure thereof is oxyethylene, oxypropylene, or oxybutylene, and polyalkylene glycols can be obtained by subjecting each monomer, ethylene oxide, propylene oxide, or butylene oxide, as a raw material, to ring-opening polymerization.

[Synthesis and end structure of polyalkylene glycol compound]

[0056] When a polyalkylene glycol compound is synthesized, an alcohol is often used as an initiator, and a polymerized product (polymer) commonly has an ether bond with the initiator at one end and a hydroxyl group (-OH) at the other end. A polyalkylene glycol compound blocked at both end which is formed by blocking the hydroxyl group at the other end by etherifying or esterifying, however, is lower in hygroscopicity than the polyalkylene glycol compound in which a

hydroxyl group remains. Herein, since esters are hydrolyzed depending on conditions, a polyalkylene glycol compound whose both ends each is an ether bond is preferable.

[0057] Examples of the polyalkylene glycol include a compound represented by the following formula (9).



[R¹⁰¹ represents a hydrogen atom, an alkyl group having 1 to 10 carbon atoms, an acyl group having 2 to 10 carbon atoms or a residue of a compound having 2 to 8 hydroxyl groups, R¹⁰² represents an alkylene group having 2 to 4 carbon atoms, R¹⁰³ represents a hydrogen atom, an alkyl group having 1 to 10 carbon atoms or an acyl group having 2 to 10 carbon atoms, f represents an integer of 1 to 80, and g represents an integer of 1 to 8.]

[0058] In the above formula (9), the alkyl group represented by each of R¹⁰¹ and R¹⁰³ may be any of straight, branched and cyclic alkyl groups. The number of carbon atoms of the alkyl group is preferably 1 to 10 and more preferably 1 to 6. If the number of carbon atoms of the alkyl group is more than 10, compatibility with a working medium tends to be deteriorated.

[0059] In addition, the alkyl group portion of the acyl group represented by each of R¹⁰¹ and R¹⁰³ may be any of straight, branched and cyclic alkyl group portions. The number of carbon atoms of the acyl group is preferably 2 to 10 and more preferably 2 to 6. If the number of carbon atoms of the acyl group is more than 10, compatibility with a working medium may be deteriorated to cause phase separation.

[0060] In the case where both of the groups represented by R¹⁰¹ and R¹⁰³ are alkyl groups or acyl groups, the groups represented by R¹⁰¹ and R¹⁰³ may be the same or different. Furthermore, when g represents 2 or more, a plurality of R¹⁰¹ and R¹⁰³ in the same molecule may be the same or different.

[0061] In the case where the group represented by R¹⁰¹ is a residue of a compound having 2 to 8 hydroxyl groups, this compound may be a chain group or may be a cyclic group.

[0062] In the polyalkylene glycol represented by the above formula (9), at least one of R¹⁰¹ and R¹⁰³ is preferably an alkyl group (more preferably an alkyl group having 1 to 4 carbon atoms) and particularly preferably a methyl group in terms of compatibility with a working medium.

[0063] Furthermore, both of R¹⁰¹ and R¹⁰³ are preferably an alkyl group (more preferably alkyl groups having 1 to 4 carbon atoms) and particularly preferably a methyl group in terms of thermal/chemical stability.

[0064] Preferably, any one of R¹⁰¹ and R¹⁰³ is an alkyl group (more preferably an alkyl group having 1 to 4 carbon atoms) and other thereof is a hydrogen atom, and particularly preferably, one is a methyl group and other is a hydrogen atom, in terms of easiness of production and cost. In addition, both of R¹⁰¹ and R¹⁰³ are preferably a hydrogen atom in terms of lubricity and solubility of sludge.

[0065] R¹⁰² in the above formula (9) represents an alkylene group having 2 to 4 carbon atoms, and specific examples of such an alkylene group include an ethylene group, a propylene group, and a butylene group. In addition, an oxyalkylene group as a repeating unit represented by OR¹⁰² includes an oxyethylene group, an oxypropylene group, and an oxybutylene group. Oxyalkylene groups in the same molecule may be the same, and 2 or more oxyalkylene groups may be included.

[0066] With respect to the polyalkylene glycol represented by the above formula (9), a copolymer including an oxyethylene group (EO) and an oxypropylene group (PO) is preferable from the viewpoints of compatibility with a working medium and viscosity-temperature characteristics, and in this case, the proportion (EO/(PO+EO)) of the oxyethylene group in the sum of the oxyethylene group and the oxypropylene group is preferably in a range from 0.1 to 0.8 and more preferably in a range from 0.3 to 0.6 in terms of baking load and viscosity-temperature characteristics.

[0067] In addition, the value of EO/(PO+EO) is preferably in a range from 0 to 0.5, more preferably in a range from 0 to 0.2, and most preferably 0 (namely, propylene oxide homopolymer), in terms of hygroscopicity and thermal and oxidation stability.

[0068] In the above formula (9), f represents the number of repetitions of the oxyalkylene group OR¹⁰² (degree of polymerization), and represents an integer of 1 to 80. In addition, g represents an integer of 1 to 8. For example, in the case where R¹⁰¹ represents an alkyl group or an acyl group, g represents 1. In the case where R¹⁰¹ represents a residue of a compound having 2 to 8 hydroxyl groups, g represents the number of hydroxyl groups in the compound.

[0069] In addition, the product (f × g) of f and g is not particularly limited, but it is preferable that the average value of f × g be 6 to 80 in order to satisfy the above-described requirements and performances as the lubricating oil for a refrigerating machine in a well-balanced manner.

[0070] The number average molecular weight of the polyalkylene glycol represented by the formula (9) is preferably 500 to 3000, further preferably 600 to 2000 and more preferably 600 to 1500, and it is preferable that f represent a number so that the number average molecular weight of the polyalkylene glycol satisfies the above conditions. In the case where the number average molecular weight of the polyalkylene glycol is too low, lubricity under coexistence with the refrigerant is insufficient. On the other hand, in the case where the number average molecular weight is too high, a composition range in which compatibility with the refrigerant is exhibited under low temperature conditions is narrow,

and lubrication failure in a refrigerant compressor and inhibition of heat exchange in an evaporator easily occur.

[0071] The hydroxyl value of the polyalkylene glycol is not particularly limited, but it is desirable that the hydroxyl value be 100 mgKOH/g or less, preferably 50 mgKOH/g or less, further preferably 30 mgKOH/g or less, and most preferably 10 mgKOH/g or less.

[0072] The polyalkylene glycol according to the present embodiment can be synthesized using a conventionally known method ("Alkylene Oxide Polymers", Shibata, M. et al., Kaibundo, issued on November 20, 1990). For example, the polyalkylene glycol represented by the above formula (9) is obtained by performing addition polymerization of one or more predetermined alkylene oxides to an alcohol ($R^{101}OH$; R^{101} represents the same meaning as in R^{101} in the above formula (9)), and subjecting the hydroxyl group at the end to etherification or esterification. Herein, in the case where two or more different alkylene oxides are used in the production step, the resulting polyalkylene glycol may be any of a random copolymer and a block copolymer, but it is preferably a block copolymer because of tending to be more excellent in oxidation stability and lubricity, and preferably a random copolymer because of tending to be more excellent in low-temperature fluidity.

[0073] The kinematic viscosity at 100°C of the polyalkylene glycol according to the present embodiment is preferably 5 to 20 mm²/s, preferably 6 to 18 mm²/s, more preferably 7 to 16 mm²/s, further preferably 8 to 15 mm²/s, and most preferably 10 to 15 mm²/s. If the kinematic viscosity at 100°C is less than the above lower limit, lubricity under coexistence with the refrigerant is insufficient, and on the other hand, if the kinematic viscosity at 100°C is more than the above upper limit, a composition range in which compatibility with the refrigerant is exhibited is narrow, and lubrication failure in a refrigerant compressor and inhibition of heat exchange in an evaporator easily occur. In addition, the kinematic viscosity at 40°C of the polyalkylene glycol is preferably 10 to 200 mm²/s and more preferably 20 to 150 mm²/s. If the kinematic viscosity at 40°C is less than 10 mm²/s, lubricity and sealability of a compressor tend to be deteriorated, and if the kinematic viscosity at 40°C is more than 200 mm²/s, a composition range in which compatibility with the refrigerant is exhibited under low temperature conditions tends to be narrow, and lubrication failure in a refrigerant compressor and inhibition of heat exchange in an evaporator tend to easily occur.

[0074] In addition, the pour point of the polyalkylene glycol represented by the above formula (9) is preferably -10°C or lower and more preferably -20 to -50°C. If a polyalkylene glycol having a pour point of -10°C or higher is used, the refrigerating machine oil tends to be solidified at a low temperature in the refrigerant circulation system.

[0075] In addition, in the production step of the polyalkylene glycol of the above formula (9), alkylene oxides such as propylene oxide may cause a side reaction and thus an unsaturated group such as an aryl group may be formed in the molecule. If an unsaturated group is formed in the polyalkylene glycol molecule, the following phenomenon easily occurs: the thermal stability of the polyalkylene glycol itself is deteriorated, a polymerized produce is generated to generate sludge, or antioxidative property (oxidation prevention property) is deteriorated to generate peroxide. In particular, if peroxide is generated, it is decomposed to generate a compound having a carbonyl group, and the compound having a carbonyl group further generates sludge to easily cause blockage of a capillary.

[0076] Accordingly, as the polyalkylene glycol according to the present embodiment, one in which the degree of unsaturation due to an unsaturated group and the like is low is preferable, and specifically, the degree of unsaturation is preferably 0.04 meq/g or less, more preferably 0.03 meq/g or less, and most preferably 0.02 meq/g or less. In addition, the peroxide value is preferably 10.0 meq/kg or less, more preferably 5.0 meq/kg or less, and most preferably 1.0 meq/kg. Furthermore, the carbonyl value is preferably 100 ppm by weight or less, more preferably 50 ppm by weight or less, and most preferably 20 ppm by weight or less.

[0077] In the present embodiment, in order to obtain a polyalkylene glycol in which the degree of unsaturation, the peroxide value and the carbonyl value are low, it is preferable that the reaction temperature at which propylene oxide is reacted be 120°C or lower (more preferably 110°C or lower). In addition, if an alkali catalyst is used during the production, an inorganic adsorbent such as activated carbon, activated white earth, bentonite, dolomite, or aluminosilicate can be used for removing the catalyst, to thereby reduce the degree of unsaturation. In addition, it is possible to prevent the increase in peroxide value or carbonyl value also by avoiding the polyalkylene glycol being in contact with oxygen as much as possible during its production or use, or by adding an antioxidant.

[0078] While it is required for the polyalkylene glycol compound in the present embodiment that the carbon/oxygen molar ratio is in a predetermined range, a polymer whose molar ratio is in the above range can be produced by selecting and regulating the types and the mixing ratio of the raw material monomers.

[0079] The content of the polyol ester, the polyvinyl ether or the polyalkylene glycol compound in the refrigerating machine oil is preferably 80% by mass or more and particularly preferably 90% by mass or more in total based on the total amount of the refrigerating machine oil in order that the refrigerating machine oil is excellent in characteristics demanded, such as lubricity, compatibility, thermal/chemical stability, and electrical insulation property. As the base oil, a mineral oil, a hydrocarbon-based oil such as an olefin polymer, a naphthalene compound and alkylbenzenes, and an oxygen-containing synthetic oil such as carbonates, ketones, polyphenyl ethers, silicones, polysiloxanes and perfluoroethers can be used in combination but the polyol ester, the polyvinyl ether and the polyalkylene glycol compound described later,. As the oxygen-containing synthetic oil, among them, carbonates or ketones are preferably used.

[0080] The kinematic viscosity of the refrigerating machine oil is not particularly limited, but the kinematic viscosity at 40°C can be preferably set to 3 to 1000 mm²/s, more preferably 4 to 500 mm²/s, and most preferably 5 to 400 mm²/s. In addition, the kinematic viscosity at 100°C can be preferably set to 1 to 100 mm²/s and more preferably 2 to 50 mm²/s.

[0081] The volume resistivity of the refrigerating machine oil is not particularly limited, but it can be preferably set to $1.0 \times 10^9 \Omega \cdot m$ or more, more preferably $1.0 \times 10^{10} \Omega \cdot m$ or more, and most preferably $1.0 \times 10^{11} \Omega \cdot m$ or more. In particular, in the case where the refrigerating machine oil is used for a closed type refrigerating machine, a high electrical insulation property tends to be required. In the present invention, the volume resistivity means the value at 25°C measured according to JIS C 2101 "Electrical Insulation Oil Test Method".

[0082] The moisture content in the refrigerating machine oil is not particularly limited, but it can be preferably set to 200 ppm or less, more preferably 100 ppm or less, and most preferably 50 ppm or less based on the total amount of the refrigerating machine oil. In particular, in the case where the refrigerating machine oil is used for a closed type refrigerating machine, the moisture content is demanded to be low from the viewpoint of the influence on thermal/chemical stability and the electrical insulation property of the refrigerating machine oil.

[0083] The acid value of the refrigerating machine oil is not particularly limited, but it can be preferably set to 0.1 mgKOH/g or less and more preferably 0.05 mgKOH/g or less in order to prevent corrosion of a metal used for a refrigerating machine or a pipe, and to prevent decomposition of the ester contained in the refrigerating machine oil according to the present embodiment. In the present invention, the acid value means the acid value measured according to JIS K2501 "Petroleum Products And Lubricating Oils-Neutralization Value Test Method".

[0084] The ash content of the refrigerating machine oil is not particularly limited, but it can be preferably set to 100 ppm or less and more preferably 50 ppm or less in order to increase the thermal/chemical stability of the refrigerating machine oil according to the present embodiment and to suppress the occurrence of sludge or the like. In the present invention, the ash content means the value of the ash content measured according to JIS K2272 "Crude Oil/Petroleum Product Ash Content and Sulfated Ash Content Test Method".

[0085] The working fluid composition for a refrigerating machine according to the present embodiment can also be used in the form of being blended with various additives, if necessary. While the content of the additives is shown based on the total amount of a refrigerating machine oil composition, the content of these components in the fluid composition for a refrigerating machine is preferably 5% by mass or less and particularly preferably 2% by mass or less based on the total amount of a refrigerating machine oil composition.

[0086] In order to further improve the wear resistance and the load resistance of the working fluid composition for a refrigerating machine according to the present embodiment, it is possible to blend at least one phosphorus compound selected from the group consisting of phosphates, acidic phosphates, thiophosphates, amine salts of acidic phosphates, chlorinated phosphates, and phosphites. These phosphorus compounds are esters of phosphoric acid or phosphorous acid and an alkanol or a polyether type alcohol, or derivatives thereof.

[0087] In addition, the working fluid composition for a refrigerating machine according to the present embodiment can contain at least one epoxy compound selected from a phenylglycidylether type epoxy compound, an alkylglycidylether type epoxy compound, a glycidylester type epoxy compound, an allyloxysilane compound, an alkyloxysilane compound, an alicyclic epoxy compound, an epoxidated fatty acid monoester and an epoxidated vegetable oil in order to further improve the thermal/chemical stability thereof.

[0088] In addition, the working fluid composition for a refrigerating machine according to the present embodiment can if necessary contain conventionally known additives for a refrigerating machine oil in order to further enhance the performances thereof. Examples of such additives includes a phenol-based antioxidant such as di-tert-butyl-p-cresol and bisphenol A, an amine-based antioxidant such as phenyl- α -naphthylamine and N,N-di(2-naphthyl)-p-phenylenediamine, a wear inhibitor such as zinc dithiophosphate, an extreme pressure agent such as chlorinated paraffins and a sulfur compound, an oiliness agent such as fatty acids, a defoaming agent such as silicones, a metal deactivator such as benzotriazole, a viscosity index improver, a pour point depressant, and a detergent dispersant. These additives may be used singly or in combination of two or more.

[0089] The working fluid composition for a refrigerating machine according to the present embodiment is preferably used for a room air-conditioner and a cold storage chamber having a closed type reciprocating or rotating compressor, or an open-type or closed type car air-conditioner. In addition, the working fluid composition for a refrigerating machine and the refrigerating machine oil according to the present embodiment are preferably used for a cooling apparatus or the like of a dehumidifier, a water heater, a refrigerator, a refrigeration and cooling warehouse, a vending machine, a showcase, a chemical plant, or the like. Furthermore, the working fluid composition for a refrigerating machine and the refrigerating machine oil according to the present embodiment are also preferably used for one having a centrifugal compressor.

Examples

[0090] Hereinafter, the present invention is more specifically described based on Examples and Comparative Exam-

ples, but the present invention is not limited to the following Examples at all.

[Refrigerating machine oil]

5 **[0091]** First, 0.1% by mass of di-ter.-butyl-p-cresol (DBPC) as an antioxidant was added to each of base oils 1 to 5 shown below to prepare each of refrigerating machine oils 1 to 5. Various properties of refrigerating machine oils 1 to 5 are shown in Table 1.

[Base oil]

10

[0092]

Base oil 1: ester of mixed fatty acid of 2-ethylhexanoic acid and 3,5,5-trimethylhexanoic acid (mixing ratio (molar ratio): 50/50) with pentaerythritol. Carbon/oxygen molar ratio: 4.8

15

Base oil 2: ester of mixed fatty acid of n-pentanoic acid, n-heptanoic acid and 3,5,5-trimethylhexanoic acid (mixing ratio (molar ratio): 40/40/20) with pentaerythritol. Carbon/oxygen molar ratio: 3.3

Base oil 3: ester of oleic acid and trimethylolpropane. Carbon/oxygen molar ratio: 9.8

Base oil 4: copolymer of ethyl vinyl ether and isobutyl vinyl ether (ethyl vinyl ether/isobutyl vinyl ether = 7/1 (molar ratio)). Weight average molecular weight: 910; carbon/oxygen molar ratio: 4.3

20

Base oil 5: compound in which both ends of polypropylene glycol were methyl-etherified. Weight average molecular weight: 1100; carbon/oxygen molar ratio: 2.9

Base oil 6: compound being copolymer of polyoxyethylene glycol and polyoxypropylene glycol, wherein one end was methyl-etherified. Weight average molecular weight: 1700; carbon/oxygen molar ratio: 2.7

25

30

35

40

45

50

55

[Table 1]

	Refrigerating machine oil 1	Refrigerating machine oil 2	Refrigerating machine oil 3
Base oil	Base oil 1	Base oil 2	Base oil 3
Carbon/oxygen molar ratio	4.8	3.3	9.8
Kinematic viscosity at 40°C [mm ² /s]	68.3	28.5	48.3
Kinematic viscosity at 100°C [mm ² /s]	8.31	5.50	9.20
Volume resistivity [$\Omega \cdot m$]	5×10^{11}	6×10^{11}	5×10^{11}
Moisture content [ppm]	45	56	50
Acid value [mgKOH/g]	0.01	0.01	0.01
Hydroxyl group [mgKOH/g]	2.1	1.8	2.0
Ash content (ppm by mass)	0.1	0.1	0.1

[Table 1] (continued)

	Refrigerating machine oil 4	Refrigerating machine oil 5	Refrigerating machine oil 6
Base oil	Base oil 4	Base oil 5	Base oil 6
Carbon/oxygen molar ratio	4.3	2.9	2.7
Kinematic viscosity at 40°C [mm ² /s]	66.4	46.5	73.2
Kinematic viscosity at 100°C [mm ² /s]	8.15	9.70	15.3
Volume resistivity [$\Omega \cdot m$]	9×10^{10}	1×10^9	1×10^9
Moisture content [ppm]	87	95	97
Acid value [mgKOH/g]	0.01	0.01	0.01
Hydroxyl group [mgKOH/g]	1.5	4.8	7.5
Ash content (ppm by mass)	0.1	0.1	0.1

[Examples 1 to 4 and Comparative Examples 1 to 12]

[0093] In each of Examples 1 to 4 and Comparative Examples 1 to 12, with respect to each working fluid composition for a refrigerating machine in which each of refrigerating machine oils 1 to 6 was combined with each refrigerant shown in Tables 2 to 4, evaluation tests shown below were performed. As described later, the mass ratio of the refrigerant to the refrigerating machine oil in the working fluid composition for a refrigerating machine was changed with respect to

each test.

[0094] As the refrigerant, the followings were used. Mixed refrigerant A was set in favor of refrigerant characteristics for the increase in efficiency, and the GWP thereof was 500 or less, specifically 487. Mixed refrigerant B was set for a further reduction in GWP, and the GWP thereof was 300 or less, specifically 288. Herein, HFC-134a, whose GWP was as high as 1300, was currently used widely as a refrigerant, and therefore used for comparison.

[Refrigerant]

[0095]

Mixed refrigerant A: HFC-134a/HFC-32/HFO-1234yf = 15/43/42 (mass ratio, GWP: 487)

Mixed refrigerant B: HFC-134a/HFC-32/HFO-1234yf = 10/23/67 (mass ratio, GWP: 288)

HFC-32: difluoromethane (GWP: 675)

HFO-1234yf: 2,3,3,3-tetrafluoropropene (GWP: 4)

HFC-134a: 1,1,1,2-tetrafluoroethane (GWP: 1300)

[0096] Then, with respect to each of the working fluid compositions for a refrigerating machine in Examples 1 to 8 and Comparative Examples 1 to 12, evaluation tests shown below were performed. The results are shown in Tables 2 to 4.

[Evaluation of compatibility]

[0097] According to JIS-K-2211, "Test Method of Compatibility of Refrigerating machine Oil with Refrigerant", 2 g of each refrigerating machine oil was blended with 18 g of each of the above refrigerants including the mixed refrigerants, and whether the refrigerant and the refrigerating machine oil were dissolved in each other at 0°C or not was observed. The results obtained are shown in Tables 2 to 4. In Tables, "Compatible" means that the refrigerant and the refrigerating machine oil were dissolved in each other and "Separated" means that the refrigerant and the refrigerating machine oil were separated to two layers.

[Evaluation of thermal/chemical stability]

[0098] According to JIS-K-2211, 1 g of a refrigerating machine oil (initial ASTM color L: 0.5) in which the moisture content was adjusted to 100 ppm or less, 1 g of each of various refrigerants described above, and a catalyst (wire of each of iron, copper and aluminum) were enclosed into a glass tube, and then the resultant was placed in a protective tube made of iron, and heated to 175°C and kept therein for one week. After the test, the ASTM color of the refrigerating machine oil and the change in color of the catalyst color were evaluated. The ASTM color was evaluated according to ASTM D156. In addition, the change in color of the catalyst was evaluated by visually observing the appearance for rating as no change, no gloss, or blackened. In the case of no gloss or blackened, the mixed liquid of the refrigerating machine oil and the refrigerant, namely, a working fluid can be said to be deteriorated. The results obtained are shown in Tables 2 to 4.

[Table 2]

		Example 1	Example 2	Example 3
Refrigerating machine oil		Refrigerating machine oil 1	Refrigerating machine oil 1	Refrigerating machine oil 2
Refrigerant		Mixed refrigerant A	Mixed refrigerant B	Mixed refrigerant A
GWP		487	288	487
Compatibility		Compatible	Compatible	Compatible
Thermal/ chemical stability	ASTM color (ASTM D156)	L0.5	L0.5	L0.5
	Appearance of catalyst Cu	No change	No change	No change
	Appearance of catalyst Fe	No change	No change	No change
	Appearance of catalyst Al	No change	No change	No change

[Table 2] (continued)

		Example 4
Refrigerating machine oil		Refrigerating machine oil 2
Refrigerant		Mixed refrigerant B
GWP		288
Compatibility		Compatible
Thermal/ chemical stability	ASTM color (ASTM D156)	L0.5
	Appearance of catalyst Cu	No change
	Appearance of catalyst Fe	No change
	Appearance of catalyst Al	No change

[Table 3]

		Comparative Example 1	Comparative Example 2
Refrigerating machine oil		Refrigerating machine oil 3	Refrigerating machine oil 3
Refrigerant		Mixed refrigerant A	Mixed refrigerant B
GWP		487	288
Compatibility		Separated	Separated
Thermal/ chemical stability	ASTM color (ASTM D156)	L0.5	L0.5
	Appearance of catalyst Cu	No change	No change
	Appearance of catalyst Fe	No change	No change
	Appearance of catalyst Al	No change	No change

[Table 3] (continued)

		Comparative Example 3	Comparative Example 4	Comparative Example 5
Refrigerating machine oil		Refrigerating machine oil 3	Refrigerating machine oil 3	Refrigerating machine oil 3
Refrigerant		HFC-134a	HFC-32	HFO-1234yf
GWP		1300	675	4
Compatibility		Separated	Separated	Separated
Thermal/ chemical stability	ASTM color (ASTM D156)	L0.5	L0.5	L1.0
	Appearance of catalyst Cu	No change	No change	No gloss
	Appearance of catalyst Fe	No change	No change	No gloss
	Appearance of catalyst Al	No change	No change	No change

[Table 4]

		Comparative Example 6	Comparative Example 7	Comparative Example 8
Refrigerating machine oil		Refrigerating machine oil 1	Refrigerating machine oil 1	Refrigerating machine oil 2
Refrigerant		HFC-32	HFO-1234yf	HFC-32
GWP		675	4	675
Compatibility		Separated	Compatible	Separated
Thermal/ chemical stability	ASTM color (ASTM D156)	L0.5	L1.0	L0.5
	Appearance of catalyst Cu	No change	No gloss	No change
	Appearance of catalyst Fe	No change	No gloss	No change
	Appearance of catalyst Al	No change	No change	No change

[Table 4] (continued)

		Comparative Example 9	Comparative Example 10	Comparative Example 11	Comparative Example 12
Refrigerating machine oil		Refrigerating machine oil 4	Refrigerating machine oil 4	Refrigerating machine oil 5	Refrigerating machine oil 6
Refrigerant		HFO-1234yf	HFC-32	HFO-1234yf	HFC-32
GWP		4	675	4	675
Compatibility		Compatible	Separated	Compatible	Separated
Thermal/ chemical stability	ASTM color (ASTM D156)	L1.0	L0.5	L2.0	L0.5
	Appearance of catalyst Cu	No gloss	No change	No gloss	No change
	Appearance of catalyst Fe	No gloss	No change	No gloss	No change
	Appearance of catalyst Al	No change	No change	No change	No change


Industrial Applicability

[0099] The present invention provides a working fluid composition for use in a refrigerating machine which contains a refrigerant having a low GWP and containing a specific hydrofluoroethane, difluoromethane and tetrafluoropropene, and the composition can be safely used as a working fluid in a high-cooling efficiency refrigeration system having a compressor, a condenser, a throttle device, an evaporator, and the like among which the refrigerant is circulated, in particular, in a refrigerating machine having a compressor such as a rotary-type, swing-type, or scrolling-type compressor, and can be suitably used in the fields of a room air-conditioner, an all-in-one air conditioner, a coolerator, a car air-conditioner, an industrial refrigerating machine, and the like, in which lower flammability is demanded.

Claims

1. A working fluid composition for a refrigerating machine, comprising:

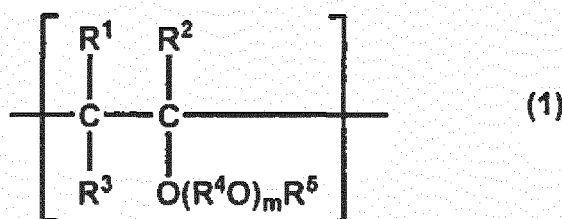
a refrigerant comprising a hydrofluoroethane represented by the following formula (A), difluoromethane and tetrafluoropropene; and
a refrigerating machine oil comprising at least one selected from a polyol ester as a base oil, wherein a carbon/oxygen molar ratio of the base oil is 2.5 or more and 5.8 or less, wherein the polyol ester is a polyol ester obtainable by synthesis from a fatty acid having 4 to 9 carbon atoms and a polyhydric alcohol having 4 to 12 carbon atoms,
wherein Formula (A) is as follows:



wherein n represents 1 or 2.

2. The working fluid composition for a refrigerating machine according to claim 1, wherein the refrigerant comprises 5 to 40 parts by mass of the hydrofluoroethane, 20 to 60 parts by mass of difluoromethane and 20 to 70 parts by mass of tetrafluoropropene based on 100 parts by mass of the refrigerant.
3. The working fluid composition for a refrigerating machine according to claim 1 or 2, wherein a mass ratio of the refrigerant to the refrigerating machine oil is 90 : 10 to 30 : 70.
4. The working fluid composition for a refrigerating machine according to any one of claims 1 to 3, wherein the hydrofluoroethane is 1,1,1,2-tetrafluoroethane, and a global warming potential of the refrigerant is 500 or less.
5. The working fluid composition for a refrigerating machine according to claim 1, wherein the base oil comprises a polyalkylene glycol compound having a carbon/oxygen molar ratio of 2.5 or more and 5.8 or less, and the polyalkylene glycol compound is a compound having a homopolymerization chain of propylene oxide or a copolymerization chain of propylene oxide and ethylene oxide, at least one of both ends of the chain being blocked by an ether bond.
6. The working fluid composition for a refrigerating machine according to any one of claims 1 to 5, wherein the base oil comprises a polyvinyl ether having a carbon/oxygen molar ratio of 2.5 or more and 5.8 or less, and the polyvinyl ether is a polyvinyl ether having a structural unit represented by the following formula (1):

[Chemical Formula 1]



wherein R^1 , R^2 and R^3 may be the same or different and each represent a hydrogen atom or a hydrocarbon group having 1 to 8 carbon atoms, R^4 represents a divalent hydrocarbon group having 1 to 10 carbon atoms or an ether bond oxygen-containing divalent hydrocarbon group having 2 to 20 carbon atoms, R^5 represents a hydrocarbon group having 1 to 20 carbon atoms, m represents a number such that an average value of m in the polyvinyl ether is 0 to 10, R^1 to R^5 may be the same or different in each occurrence of the structural units, and when m represents 2 or more in one structural unit, a plurality of R^4O may be the same or different.

Patentansprüche

1. Die Arbeitsflüssigkeitszusammensetzung für eine Kühlmaschine, umfassend:

ein Kühlmittel, umfassend ein Hydrofluorethan, dargestellt durch die folgende Formel (A), Difluormethan und Tetrafluorpropen; und

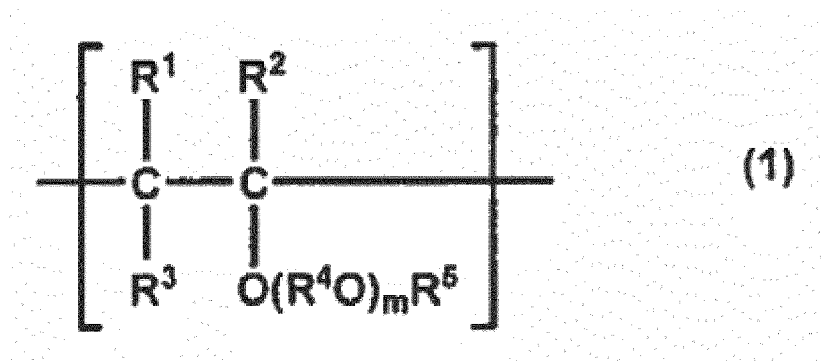
ein Kühlmittelmaschinenöl, umfassend mindestens eines, ausgewählt aus einem Polyolester als ein Basisöl, wobei ein Kohlenstoff/Sauerstoff-Molverhältnis des Basisöls 2,5 oder mehr und 5,8 oder weniger ist, wobei der Polyolester ein Polyolester ist, erhältlich durch Synthese aus einer Fettsäure, besitzend 4 bis 9 Kohlenstoffatome, und einem polyhydricen Alkohol, besitzend 4 bis 12 Kohlenstoffatome, wobei die Formel (A) wie folgt ist:



wobei n 1 oder 2 darstellt.

2. Die Arbeitsflüssigkeitszusammensetzung für eine Kühlmaschine gemäß Anspruch 1, wobei das Kühlmittel 5 bis 40 Gewichtsteile des Hydrofluorethans, 20 bis 60 Gewichtsteile an Difluormethan und 20 bis 70 Gewichtsteile an Tetrafluorpropen, basierend auf 100 Gewichtsteilen des Kühlmittels, umfasst.
3. Die Arbeitsflüssigkeitszusammensetzung für eine Kühlmaschine gemäß Anspruch 1 oder 2, wobei ein Massenverhältnis des Kühlmittels zum Kühlmittelmaschinenöl 90:10 bis 30:70 ist.
4. Die Arbeitsflüssigkeitszusammensetzung für eine Kühlmaschine gemäß irgendeinem der Ansprüche 1 bis 3, wobei das Hydrofluorethan 1,1,1,2-Tetrafluorethan ist, und ein Treibhauspotential des Kühlmittels 500 oder weniger ist.
5. Die Arbeitsflüssigkeitszusammensetzung für eine Kühlmaschine gemäß Anspruch 1, wobei das Basisöl eine Polyalkylenglycolverbindung, besitzend ein Kohlenstoff/Sauerstoff-Molverhältnis von 2,5 oder mehr und 5,8 oder weniger, umfasst, und die Polyalkylenglycolverbindung eine Verbindung ist, besitzend ein Homopolymerisationskette von Propylenoxid oder eine Copolymerisationskette von Propylenoxid und Ethylenoxid, wobei mindestens eine der beiden Enden der Kette durch eine Etherbindung geblockt ist.
6. Die Arbeitsflüssigkeitszusammensetzung für eine Kühlmaschine gemäß irgendeinem der Ansprüche 1 bis 5, wobei das Basisöl einen Polyvinylether umfasst, besitzend ein Kohlenstoff/Sauerstoff-Molverhältnis von 2,5 oder mehr und 5,8 oder weniger, und der Polyvinylether ein Polyvinylether ist, besitzend eine Struktureinheit, dargestellt durch die folgende Formel (1):

[Chemische Formel 1]



wobei R^1 , R^2 und R^3 gleich oder verschieden sein können und jeweils ein Wasserstoffatom oder eine Kohlenwasserstoffgruppe darstellen, besitzend 1 bis 8 Kohlenstoffatome, R^4 eine divalente Kohlenwasserstoffgruppe darstellt, besitzend 1 bis 10 Kohlenstoffatome, oder eine ethergebundene, sauerstoffhaltende divalente Kohlenwasserstoffgruppe, besitzend 2 bis 20 Kohlenstoffatome, R^5 eine Kohlenwasserstoffgruppe darstellt, besitzend 1 bis 20 Kohlenstoffatome, m eine Zahl darstellt, so dass ein durchschnittlicher Wert an m im Polyvinylether 0 bis 10 ist, R^1 bis R^5 gleich oder verschieden in jedem Vorkommen der strukturellen Einheiten sein können, und wenn m in einer strukturellen Einheit 2 oder mehr darstellt, eine Vielzahl von R^4O gleich oder verschieden sein kann.

Revendications

1. Composition de fluide de travail pour machine réfrigérante, comprenant :

un réfrigérant comprenant un hydrofluoroéthane représenté par la formule (A) suivante, du difluorométhane et du tétrafluoropropène ; et
une huile de machine réfrigérante contenant au moins l'un choisi parmi un ester de polyol en tant qu'ester de base, un rapport molaire carbone/oxygène de l'huile de base étant de 2,5 ou plus et 5,8 ou moins, l'ester de polyol étant un ester de polyol qui peut être obtenu par synthèse à partir d'un acide gras ayant 4 à 9 atomes de carbone et un alcool polyhydrique ayant de 4 à 12 atomes de carbone, la formule (A) étant comme suit :



où n représente 1 ou 2.

2. Composition de fluide de travail pour machine réfrigérante selon la revendication 1, dans laquelle le réfrigérant comprend 5 à 40 parties en masse de l'hydrofluoroéthane, 20 à 60 parties en masse de difluorométhane et 20 à 70 parties en masse de tétrafluoropropène sur la base de 100 parties en masse du réfrigérant.

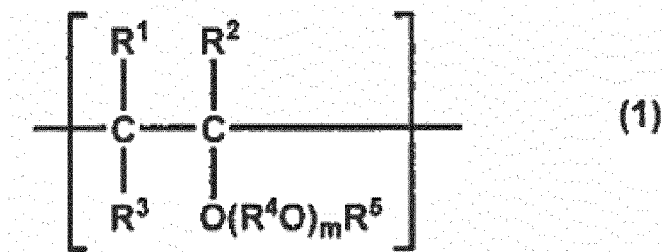
3. Composition de fluide de travail pour machine réfrigérante selon la revendication 1 ou 2, dans laquelle un rapport massique du réfrigérant à l'huile de machine réfrigérante va de 90:10 à 30:70.

4. Composition de fluide de travail pour machine réfrigérante selon l'une quelconque des revendications 1 à 3, dans laquelle l'hydrofluoroéthane est le 1,1,1,2-tétrafluoroéthane, et un potentiel de réchauffement climatique du réfrigérant est de 500 ou moins.

5. Composition de fluide de travail pour machine réfrigérante selon la revendication 1, dans laquelle l'huile de base comprend un composé polyalkylène glycol ayant un rapport molaire carbone/oxygène de 2,5 ou plus et 5,8 ou moins, et le composé polyalkylène glycol est un composé ayant une chaîne d'homopolymérisation d'oxyde de propylène ou une chaîne de copolymérisation d'oxyde de propylène et d'oxyde d'éthylène, l'une au moins des deux extrémités de la chaîne étant bloquée par une liaison éther.

6. Composition de fluide de travail pour machine réfrigérante selon l'une quelconque des revendications 1 à 5, dans laquelle l'huile de base comprend un poly(éther de vinyle) ayant un rapport molaire carbone/oxygène de 2,5 ou plus et 5,8 ou moins, le poly(éther de vinyle) ayant un motif structural représenté par la formule (1) suivante :

[Formule chimique 1]



dans laquelle R^1 , R^2 et R^3 peuvent être identiques ou différents et représentent chacun un atome d'hydrogène ou un groupe hydrocarbure ayant de 1 à 8 atomes de carbone, R^4 représente un groupe hydrocarbure divalent ayant de 1 à 10 atomes de carbone ou un groupe hydrocarbure divalent contenant un oxygène de liaison éther ayant de 2 à 20 atomes de carbone, R^5 représente un groupe hydrocarbure ayant de 1 à 20 atomes de carbone, m représente un nombre tel qu'une valeur moyenne de m dans le poly(éther de vinyle) aille de 1 à 10, les R^1 à R^5 peuvent être identiques ou différents dans chaque occurrence des motifs structuraux, et lorsque m représente 2 ou plus dans un motif structural, une pluralité de R^4O peuvent être identiques ou différents.

REFERENCES CITED IN THE DESCRIPTION

This list of references cited by the applicant is for the reader's convenience only. It does not form part of the European patent document. Even though great care has been taken in compiling the references, errors or omissions cannot be excluded and the EPO disclaims all liability in this regard.

Patent documents cited in the description

- WO 2011163117 A1 [0003]
- US 2010038582 A1 [0003]
- WO 2004037913 A [0004]
- WO 2005105947 A [0004]
- WO 2009057475 A [0004]

Non-patent literature cited in the description

- SHIBATA, M. ; KAIBUNDO et al. *Alkylene Oxide Polymers*, 20 November 1990 [0072]