



(12) **EUROPEAN PATENT APPLICATION**

(43) Date of publication:
26.08.2015 Bulletin 2015/35

(51) Int Cl.:
A61F 13/02 (2006.01)

(21) Application number: **15275025.3**

(22) Date of filing: **22.01.2015**

(84) Designated Contracting States:
AL AT BE BG CH CY CZ DE DK EE ES FI FR GB GR HR HU IE IS IT LI LT LU LV MC MK MT NL NO PL PT RO RS SE SI SK SM TR
Designated Extension States:
BA ME

(71) Applicant: **Aid-Tec, Inc.**
Fair Lawn, NJ 07410 (US)

(72) Inventor: **Adoni, Sharon**
New Jersey, 07624 (US)

(74) Representative: **Potter Clarkson LLP**
The Belgrave Centre
Talbot Street
Nottingham, NG1 5GG (GB)

(30) Priority: **24.02.2014 US 201414188324**

(54) **Plaster with medication dispenser**

(57) An adhesive wound plaster includes a substrate having an adhesive layer on one major surface thereof on which is located a pad that is adapted to be placed directly over a wound and held on the skin by the substrate's adhesive. The plaster further incorporates a capsule having a dispensing neck at least partially overlaying

the pad and where the capsule contains a medicament. When the capsule is squeezed, a rupturable seal on the neck breaks and the medicament is made to coat the pad prior to applying the plaster to the skin such that the pad overlays the wound. A piece of removable release paper covers at least a portion of the adhesive layer prior to use.

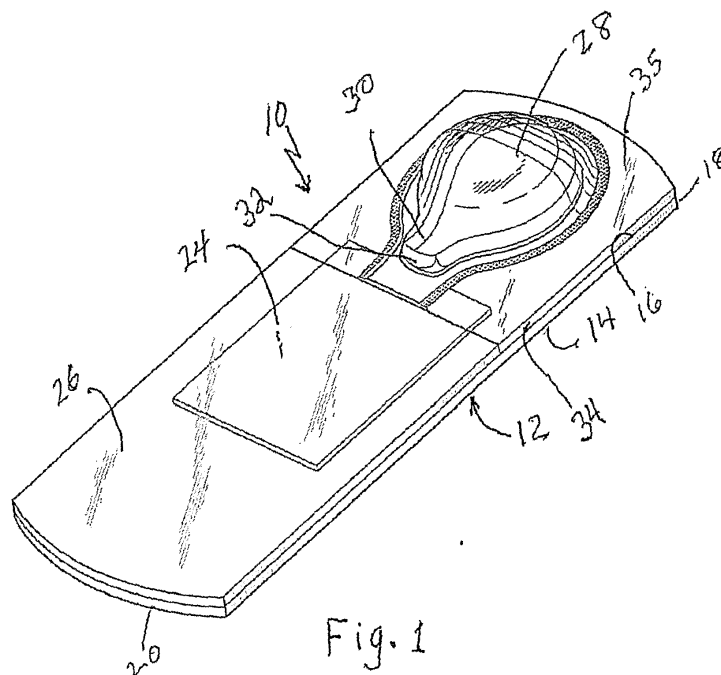


Fig. 1

Description

Cross Reference to Related Applications

[0001] None

BACKGROUND OF THE INVENTION

I. Field of the Invention:

[0002] The present invention relates generally to wound covering plasters, and more particularly to wound covering plasters incorporating a built-in dispenser for applying a fluid medicament to a pad forming a component part of the plaster.

II. Discussion of the Prior Art:

[0003] In my earlier published U.S. Application 2012/0022474 A1, there is disclosed a plaster with a built-in medication dispenser in which there is an adhesive strip adapted to adhere the plaster to a person's skin in covering relation to a wound. Affixed to the adhesive strip is a pair of pads that are in a stacked relation to one another. Also affixed to the adhesive strip is a dome-shaped capsule containing a medicament, the capsule having a tubular conduit portion forming a neck and with a rupturable seal at an end of the neck. By depressing or squeezing the dome-shaped capsule, the increase in fluid pressure ruptures the seal, allowing the medicament to flow into the interface between the stacked pair of pads. That published application also teaches having the adhesive layer, pads and capsule overlaid with a removable protective covering strip that is to be peeled off from the adhesive strip of the plaster just prior to applying the medicament to the pad interface and the plaster to a wound.

[0004] It has been found that certain medicaments do not readily permeate through the pad that contacts the skin when the plaster is applied over a wound and thus the wound and surrounding skin does not receive the benefit of the medicament. I have redesigned my earlier plaster construction to overcome this drawback.

SUMMARY OF THE INVENTION

[0005] In accordance with the present invention, there is provided a wound plaster comprising a base layer of a flexible material of a predetermined shape and size with first and second major surfaces. A layer of pressure sensitive, medical grade, non-allergenic adhesive is applied to the second major surface and a single wound-contacting pad is adhered to the strip by the adhesive layer. Also located and releasably retained on the base layer is a somewhat rigid yet thin card on which a compressible capsule containing a medicament is formed. The capsule includes a channel or neck portion leading onto the pad. The neck portion includes a rupturable seal. Squeezing the capsule increases the hydraulic pressure within the

capsule sufficient to rupture the seal and allow a flow of the medicament onto the surface of the wound contacting pad. Completing the wound plaster is a removable protective layer comprising a release paper of material that is adhered to a second portion of the strip by the adhesive layer, the protective layer covering the exposed adhesive on the adhesive strip and the wound contacting pad. This removable protective layer will be peeled free from the adhesive layer and the capsule squeezed followed by removal of the card with the now-compressed empty capsule from the adhesive strip at a time of application of the plaster to a wound.

DESCRIPTION OF THE DRAWINGS

[0006] The foregoing features, objects and advantages of the invention will become apparent to those skilled in the art from the following detailed description of a preferred embodiment, especially when considered in conjunction with the accompanying drawings in which like numerals in the several views refer to corresponding parts.

FIG. 1 is a top perspective view of a preferred embodiment of the present invention;
FIG. 2 is a side elevation view; and
FIG. 3 is an exploded view thereof.

DESCRIPTION OF THE PREFERRED EMBODIMENTS

[0007] This description of the preferred embodiments is intended to be read in connection with the accompanying drawings, which are to be considered part of the entire written description of this invention. In the description, relative terms such as "lower", "upper", "horizontal", "vertical", "above", "below", "up", "down", "top" and "bottom" as well as derivatives thereof (e.g., "horizontally", "downwardly", "upwardly", etc.) should be construed to refer to the orientation as then described or as shown in the drawings under discussion. These relative terms are for convenience of description and do not require that the apparatus be constructed or operated in a particular orientation. Terms such as "connected", "connecting", "attached", "attaching", "join" and "joining" are used interchangeably and refer to one structure or surface being secured to another structure or surface or integrally fabricated in one piece, unless expressively described otherwise.

[0008] Referring first to Figure 1, a plaster, constructed in accordance with the present invention, is identified generally by numeral 10. It is seen to include an outer base layer 12 comprising a flexible substrate of a plastic or fabric material of a type commonly used on adhesive bandages and having a first major surface 14, a second major surface 16 and first and second ends 18 and 20. As seen in Figure 3, the second major surface 16 is coated with a layer 22 of a pressure sensitive, medical grade,

hypoallergenic adhesive 22 on its entire surface. Adhered to the adhesive layer 22 is a pad 24 of gauze or other suitable material. Shown extending from end 20 and releasably affixed to the adhesive 22 and overlaying the pad 24 is a protective, removable covering layer 26 that conforms to the shape of the base layer 12. It is made of a release paper material that readily allows it to be peeled free from the adhesive layer 22 while leaving the adhesive intact.

[0009] Also removably adhered to the adhesive layer 22 is a relatively rigid yet thin card 34 overlaid by a plastic layer 35 that forms a dome-shaped capsule 28 that projects upward from the card 34. The dome has an integrally formed neck portion 30 leading from a frangible seal 32 on the capsule 28 that is designed to rupture. More particularly, the capsule 28 is filled with a fluid medicament, such as a liquid, cream or gel. By pinching or squeezing the dome-shaped capsule 28 against the underlying card 34, the hydraulic pressure applied to the seal 32 results in its rupture and resulting application of the capsule contents directly onto the pad 24. The card 34 covers and protects the adhesive layer 22 that is not subtended by protective layer 26 and incorporates a release material layer 36 (Fig. 3) on its undersurface so that removal of the card and capsule does not impair the adhesive layer 22.

[0010] Prior to application of the wound plaster to a wound, the covering layer 26, along with the dome 28 and the card 34 on which it resides, both of which serve to protect the pad 24 and adhesive layer 22 from exposure to potentially harmful contamination, are removed. The protective covering layer 26 and the card 34 with its capsule 28 can be peeled free from the adhesive layer 22 in a way that does not materially decrease the tackiness of the adhesive layer and its ability to adhere to the skin of a person. Once removed, the resulting plaster 10 is then applied in covering relation to a wound. In this regard, the pad 24, now coated or containing the medicament, is applied directly over the wound with the remaining portion of the plaster 12 serving to adhesively affix the plaster to the surrounding skin.

[0011] Without limitation, the capsule may be made to contain a medicament that promotes coagulation of blood or which contains an antibiotic or antiseptic for promoting wound healing with reduced incidences of infection.

[0012] This invention has been described herein in considerable detail in order to comply with the patent statutes and to provide those skilled in the art with the information needed to apply the novel principles and to construct and use such specialized components as are required. However, it is to be understood that the invention can be carried out by specifically different equipment and devices, and be used with a variety of wounds caused by accident or surgery. For example, and without limitation, the flexible substrate 12 may not only be rectangular, as shown in the drawings, but may instead be square, circular or oval in a plan view and may be produced in a variety of sizes (e.g., small, medium, large)

to accommodate a particular wound condition. It is further contemplated that rather than employing a protective covering layer like 26 in Figure 1, it may be replaced by a second medicament dispenser, like dome 28 on card 34 where the card 34 on each are made to completely overlay the adhesive layer 22. Also, various modifications, both as to the equipment and operating procedures, can be accomplished without departing from the scope of the invention itself.

Claims

1. A wound plaster comprising:

- a) a substrate of a flexible material with first and second end portions and first and second major surfaces, and with a layer of pressure sensitive medical grade adhesive on the second major surface;
- b) only a single wound contacting pad centrally disposed between the first and second end portions and adhered to the substrate by the adhesive layer;
- c) a relatively rigid card member having a release material on its undersurface and a plastic layer on its upper surface, the plastic layer defining a dome-shaped capsule with a rupturable seal and containing a medicament, the capsule protruding up from the card member and being disposed on the substrate proximate one of the first and second end portions so that when squeezed, the seal ruptures and deposits the medicament on a top surface of the wound contacting pad; and
- d) a removable protective layer of material adhered to the substrate by the adhesive layer and overlaying the other end portion's adhesive layer and the wound contacting pad, and with the card member and the capsule overlaying the said one of the first and second end portions.

2. The wound plaster as in claim 1 wherein the medicament is one of a liquid, cream and gel.

3. The wound plaster as in claim 1 where in the removable protective layer is peeled free from the adhesive layer at a time of application of the plaster to a wound.

4. The wound plaster of claim 1 wherein the card member with its capsule is adapted to be removable from the substrate prior to application of the wound plaster to a wound.

5. The wound plaster of claim 1 wherein the pad comprises a liquid absorbent material.

6. The plaster as in claim 1 wherein the capsule com-

prises a dome-shaped member with an integrally formed neck extending onto the pad and where the rupturable seal is on a portion of the capsule proximate the neck.

5

7. The plaster as in claim 1 wherein the substrate is of a shape, in a plan view, of one of a square, a rectangle, a circle and an oval.

8. A wound plaster comprising:

10

a) a layer of a flexible material of a predetermined shape having first and second major surfaces and with a layer of pressure sensitive medical grade, non-allergenic adhesive on its second major surface;

15

b) only a single wound contacting pad adhered to the strip by the layer of adhesive; and

c) a layer of a flexible plastic disposed on a relatively rigid card member and defining a dome-shaped capsule containing a fluid medicament, the capsule including an integrally formed neck leading to the wound contacting pad, the neck extending from a rupturable seal on the capsule, said card member releasably adhered to the layer of adhesive in covering relation to at least one portion of the adhesive layer, the arrangement being such that compression of the capsule with a predetermined force causes the seal to rupture and the medicament to be applied to a surface of the wound contacting pad.

20

25

30

9. The wound plaster of claim 8 and further including a flexible piece of release paper covering a portion of the adhesive layer not covered by said card member.

35

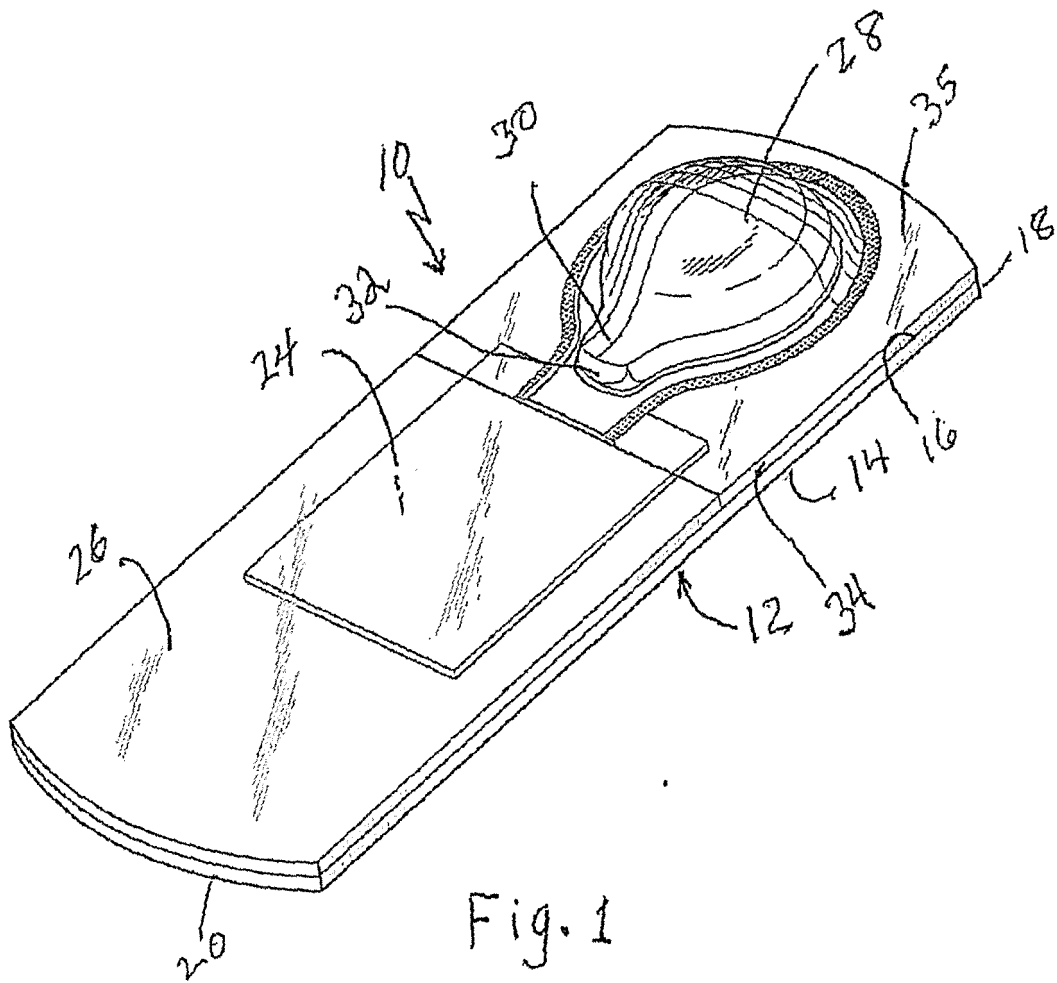
10. The wound plaster as in claim 8 and further including a second relatively rigid card member with a second layer of flexible plastic thereon defining a second dome-shaped capsule containing a fluid medicament releasably adhered to the layer of adhesive in covering relation to the adhesive layer other than in said at least one portion.

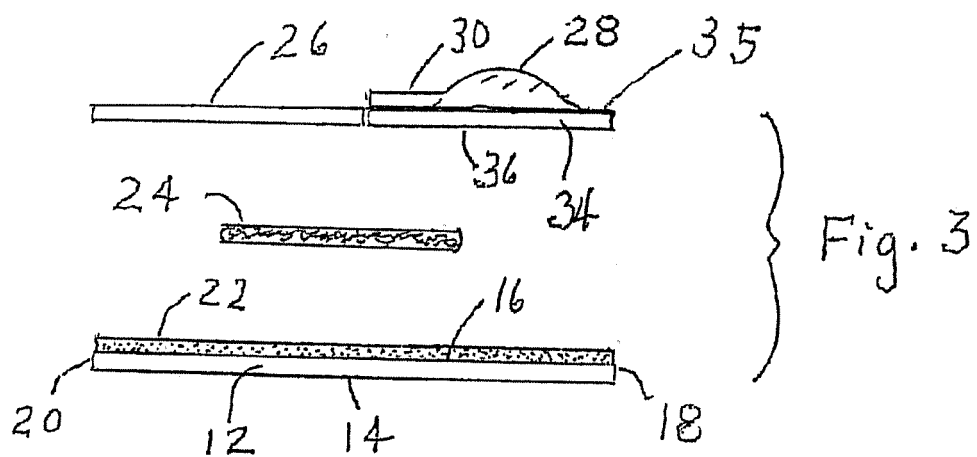
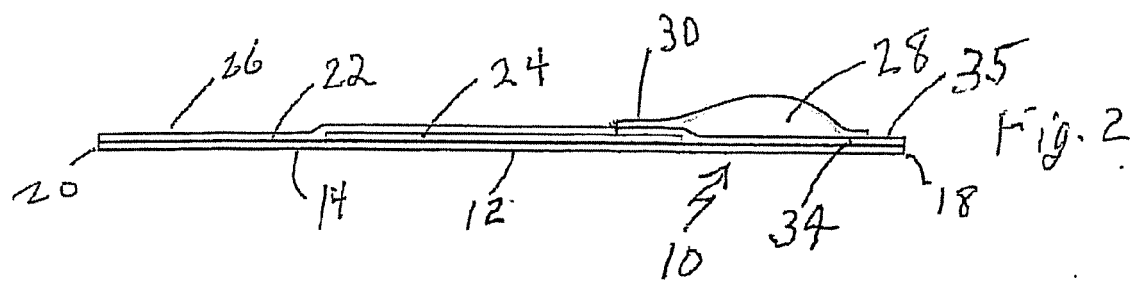
40

45

50

55







EUROPEAN SEARCH REPORT

 Application Number
 EP 15 27 5025

DOCUMENTS CONSIDERED TO BE RELEVANT			
Category	Citation of document with indication, where appropriate, of relevant passages	Relevant to claim	CLASSIFICATION OF THE APPLICATION (IPC)
Y	WO 2006/109325 A1 (VANNUCCI ROBERTO [IT]) 19 October 2006 (2006-10-19) * figures 1,2,7,8 * * page 4, line 23 - line 26 * * page 10, line 14 * * page 4, line 21 - line 22 * * page 5, line 4 * * page 5, line 6 - line 10 * * page 6, line 1 - line 3 * * page 9, line 7 - line 9 * -----	1-10	INV. A61F13/02
Y	WO 2009/128075 A1 (ADONI SHARON [IL]) 22 October 2009 (2009-10-22) * figures 6,7 * * page 7, line 156 - line 166 * * page 5, line 103 - line 105 * -----	1-10	
A	WO 00/74616 A1 (TANO ROBERT S [US]) 14 December 2000 (2000-12-14) * figure 2 * -----	10	
			TECHNICAL FIELDS SEARCHED (IPC)
			A61F
The present search report has been drawn up for all claims			
Place of search Munich		Date of completion of the search 27 May 2015	Examiner Mauhin, Viviane
CATEGORY OF CITED DOCUMENTS X : particularly relevant if taken alone Y : particularly relevant if combined with another document of the same category A : technological background O : non-written disclosure P : intermediate document		T : theory or principle underlying the invention E : earlier patent document, but published on, or after the filing date D : document cited in the application L : document cited for other reasons & : member of the same patent family, corresponding document	

 1
 EPO FORM 1503 03/82 (P04C01)

**ANNEX TO THE EUROPEAN SEARCH REPORT
ON EUROPEAN PATENT APPLICATION NO.**

EP 15 27 5025

5

This annex lists the patent family members relating to the patent documents cited in the above-mentioned European search report.
The members are as contained in the European Patent Office EDP file on
The European Patent Office is in no way liable for these particulars which are merely given for the purpose of information.

27-05-2015

10

Patent document cited in search report	Publication date	Patent family member(s)	Publication date
WO 2006109325 A1	19-10-2006	US 2008167633 A1	10-07-2008
		WO 2006109325 A1	19-10-2006

WO 2009128075 A1	22-10-2009	EP 2285324 A1	23-02-2011
		US 2012022474 A1	26-01-2012
		WO 2009128075 A1	22-10-2009

WO 0074616 A1	14-12-2000	NONE	

15

20

25

30

35

40

45

50

55

EPO FORM P0459

For more details about this annex : see Official Journal of the European Patent Office, No. 12/82