



(12) **EUROPEAN PATENT APPLICATION**

(43) Date of publication:
04.11.2015 Bulletin 2015/45

(51) Int Cl.:
A63B 21/00 (2006.01)

(21) Application number: **15165045.4**

(22) Date of filing: **24.04.2015**

(84) Designated Contracting States:
AL AT BE BG CH CY CZ DE DK EE ES FI FR GB GR HR HU IE IS IT LI LT LU LV MC MK MT NL NO PL PT RO RS SE SI SK SM TR
Designated Extension States:
BA ME
Designated Validation States:
MA

• **Righetti, Roberto**
16147 Genova (GE) (IT)

(72) Inventors:
• **Cimmino, Anna**
16147 Genova GE (IT)
• **Righetti, Roberto**
16147 Genova GE (IT)
• **Barbagelata, Guido**
20135 Milano MI (IT)

(30) Priority: **30.04.2014 IT MI20140158 U**

(71) Applicants:
• **Cimmino, Anna**
16147 Genova (GE) (IT)

(74) Representative: **Barbaro, Gaetano et al**
Società Italiana Brevetti S.p.A.
Via G. Carducci, 8
20123 Milano (IT)

(54) **DISPOSABLE COVER**

(57) A low cost disposable hygienic cover that may be easily used, preferably shaped so as to be easily folded to assume an extremely compact shape, that may be contained in dispensers of the type used for distributing paper towels or in automatic vending machines, comprises a bi-laminated cloth having at least a layer made of a water-proof material, adapted to be placed against a bench or chair, coupled with a layer of absorbing material, destined to come into contact with the body of a user, and a band whose length is adjustable fixed at a portion of said bi-laminated cloth for laying the head and configured for fastening the cover on the bench or chair keeping the layer made of impermeable material against the bench or chair.

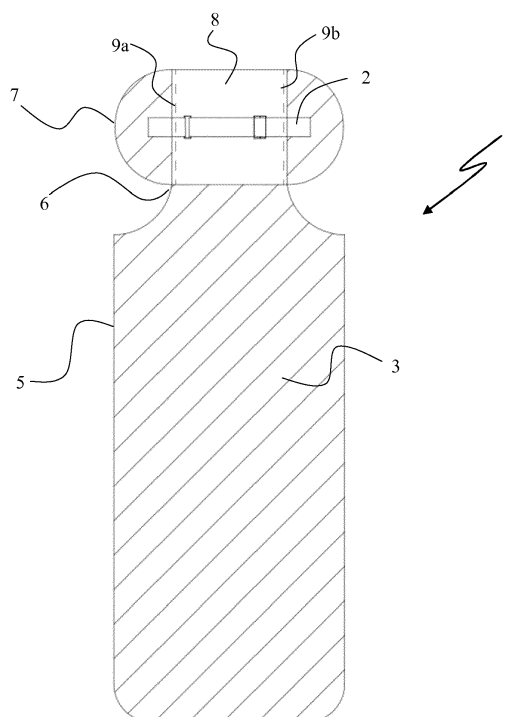


FIG. 2

Description

TECHNICAL FIELD

[0001] The present invention is a hygienic disposable cover particularly suitable for gym benches, shaped so as to be easily transported and distributed in a folded form.

BACKGROUND

[0002] Commonly, in gyms users are advised to carry their own towel or cloth to be placed on the bench before performing an exercise, for obvious hygienic reasons. Nevertheless, even taking this precaution, the used bench remains clean only if the towel placed thereon is not wet with sweat.

[0003] In order to obviate to the lack of a personal towel or cloth, sometimes a roll of absorbing paper is made available, from which it is possible to cut a strip of a desired length for covering the sitting surface or the bench back. This solution is cheap, though it is often ineffective because the strip of paper may easily displace while performing the exercise, leaving uncovered portions of the bench that may be soiled with sweat. Moreover, the absorbing paper quickly impregnates with sweat when coming into contact with the user's body and is crumbled, thus after each use cleaning the bench would be appropriate.

SUMMARY

[0004] An objective of this disclosure is to provide a low cost disposable hygienic cover that may be easily used. The cover disclosed hereinafter will be preferably shaped so as to be easily folded to assume an extremely compact shape, that may be contained in dispensers of the type used for distributing paper towels or in automatic vending machines.

[0005] The present invention is substantially composed of a bi-laminated hygienic cloth having at least a water-proof layer, destined to be placed on the chair or bench, coupled with an absorbing layer, against which the user will lay, and an adjustable band or elastic for fastening the cover to the seat or bench.

[0006] The claims as filed are integral part of this specification and are herein incorporated by reference.

BRIEF DESCRIPTION OF THE DRAWINGS

[0007]

Figure 1 depicts: a) a shaped bi-laminated hygienic cloth according to a preferred embodiment of the cover of this disclosure; b) an adjustable band for fastening to a bench.

Figure 2 depicts a preferred embodiment of the disposable cover of this disclosure in an unfolded po-

sition, wherein an end portion of the cloth is folded and sewed to form a containment pocket.

Figures from 3 to 8 show how to fold the disposable cover of figure 2 so as to put it in the containment pocket in order to obtain the folded configuration of figure 8.

DETAILED DESCRIPTION

[0008] The disposable cover of the present invention is substantially composed of a hygienic cloth 1, for example shaped as shown in figure 1a, on which a band 2 of adjustable length is fixed, for example of the type shown in figure 1b. The hygienic cloth 1 is a bi-laminated sheet comprising a water-proof layer 3, depicted with filling lines in figure, for example a laminated sheet made of polyethylene, coupled with a layer of absorbing material 4, that may be for example a non-woven laminated fabric.

[0009] Preferably, the hygienic cloth is shaped as depicted in figure 1a and has a lower portion 5, on which the user may sit and may lay his/her body trunk, a narrower intermediate portion 6, for laying the neck, a portion for laying the head 7 and an upper end portion 8. According to the preferred embodiment shown in figure 2, the upper end portion 8 is folded over the portion for laying the head 7 and is sewed and/or glued thereon along the opposite sides 9a and 9b so as to define with the portion for laying the head 7 a containment pocket in which the folded hygienic cloth is inserted.

[0010] The adjustable band 2 is fixed to the hygienic cloth 1 in correspondence of the portion for laying the head 7 so as the disposable cover, when fastened around an upper portion of a bench, disposes itself by gravity force in the desired fashion covering the bench back and the sitting surface. Moreover, the waterproof layer 3 is placed against the bench and the user's body comes into contact with the absorbing layer 4. In this configuration, the bench will never be soiled with sweat because the position of the adjustable band will force the user to put always the water-proof layer and not the absorbing layer against the bench. Moreover, the bi-laminated hygienic cloth will not be crumbled when in contact with the user's body, even if the absorbing layer 4 is impregnated with sweat.

[0011] For sake of ease of use, the upper end portion 8 will be substantially rectangular and wider than the intermediate portion 6 for laying the neck, so as the hygienic cloth may be folded and inserted in the containment pocket, as indicated by the arrows in figures from 3 to 7, up to assume the closed configuration of figure 8. In this closed configuration, the disposable cover has a minimum encumbrance and may be easily brought along and distributed by automatic vending machines.

[0012] As an example, possible sizes of the various parts may be as follows:

- the upper end portion may be 15cm x 15cm;

- the portion for laying the head may have a substantially oval shape that may be inscribed within a rectangle 15cm x 30cm;
- the adjustable band, that may be an elastic band, may be 2.5cm wide and may be at most 45cm long;
- the intermediate portion for laying the neck may have a minimum width not greater than 15cm, so as the folded hygienic cloth may be fully contained in the containment pocket;
- the lower portion for laying the body trunk may be substantially rectangular and its size may be 30cm x 70cm.

from 1 to 3, wherein:

said layer made of water-proof material (3) is made of a laminated of polyethylene;
said layer made of absorbing material (4) is made of a non-woven laminated fabric.

5. The disposable cover according to one of claims 1 to 4, wherein said band (2) whose length is adjustable is elastic.

Claims

1. A disposable cover, comprising:

a bi-laminated cloth (1) comprising at least a layer made of water-proof material (3), adapted to be placed against a bench or chair, coupled with a layer of absorbing material (4), destined to come into contact with the body of a user;
a band (2) whose length is adjustable, fixed at a portion for laying the head (7) of said bi-laminated cloth (1) and configured for binding the cover on the bench or chair keeping the layer made of impermeable material (3) against the bench or chair.

2. The disposable cover according to claim 1, wherein said bi-laminated cloth (1) is shaped so as to define:

- a substantially rectangular lower portion (5) for laying the body trunk of a user, having a first width,
- an intermediate portion (6) for laying the neck of a user, having a second width smaller than the first width,
- said portion for laying the head (7) having a third width greater than the second width,
- an upper end portion (8) having a substantially rectangular shape and being foldable over said laying portion of the head (7), having a fourth width greater than said second width, said upper end portion (8) being foldable over the portion for laying the head (7) and is sewed and/or glued thereupon along opposite sides (9a, 9b) so as to define with the portion for laying the head (7) a containment pocket adapted to contain in a folded form said lower portion (5) and said intermediate portion (6).

3. The disposable cover according to claim 1, wherein said portion for laying the head (7) has a substantially oval shape.

4. The disposable cover according to one of claims

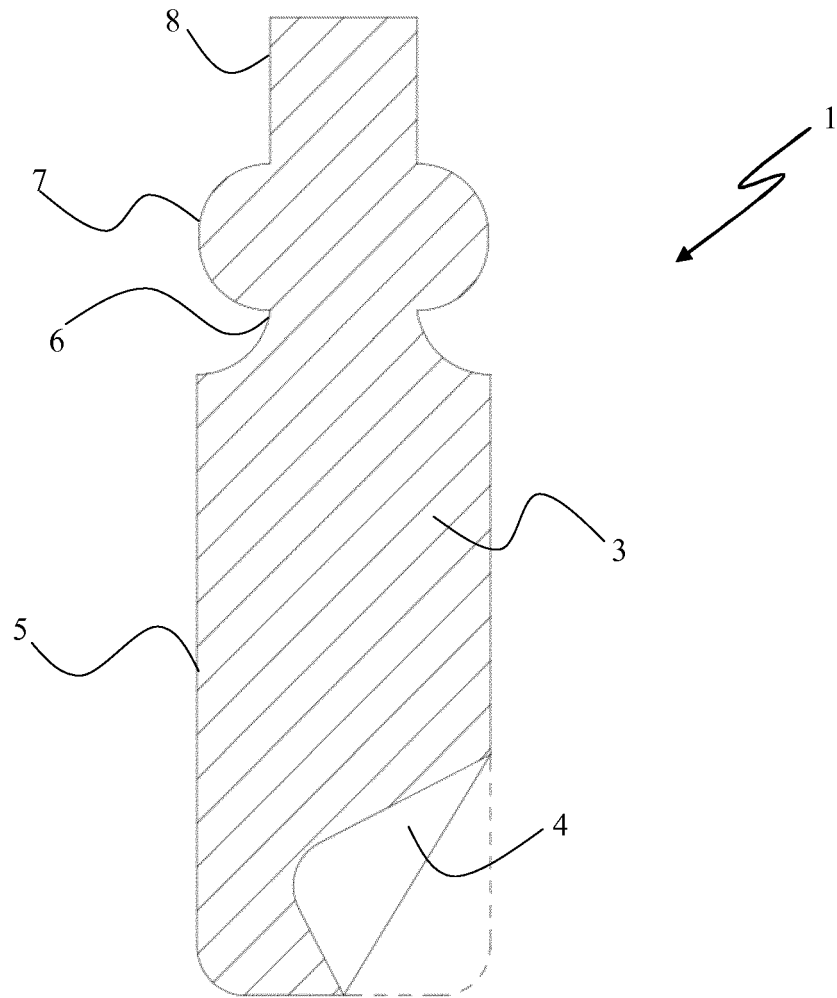


FIG. 1a




FIG. 1b

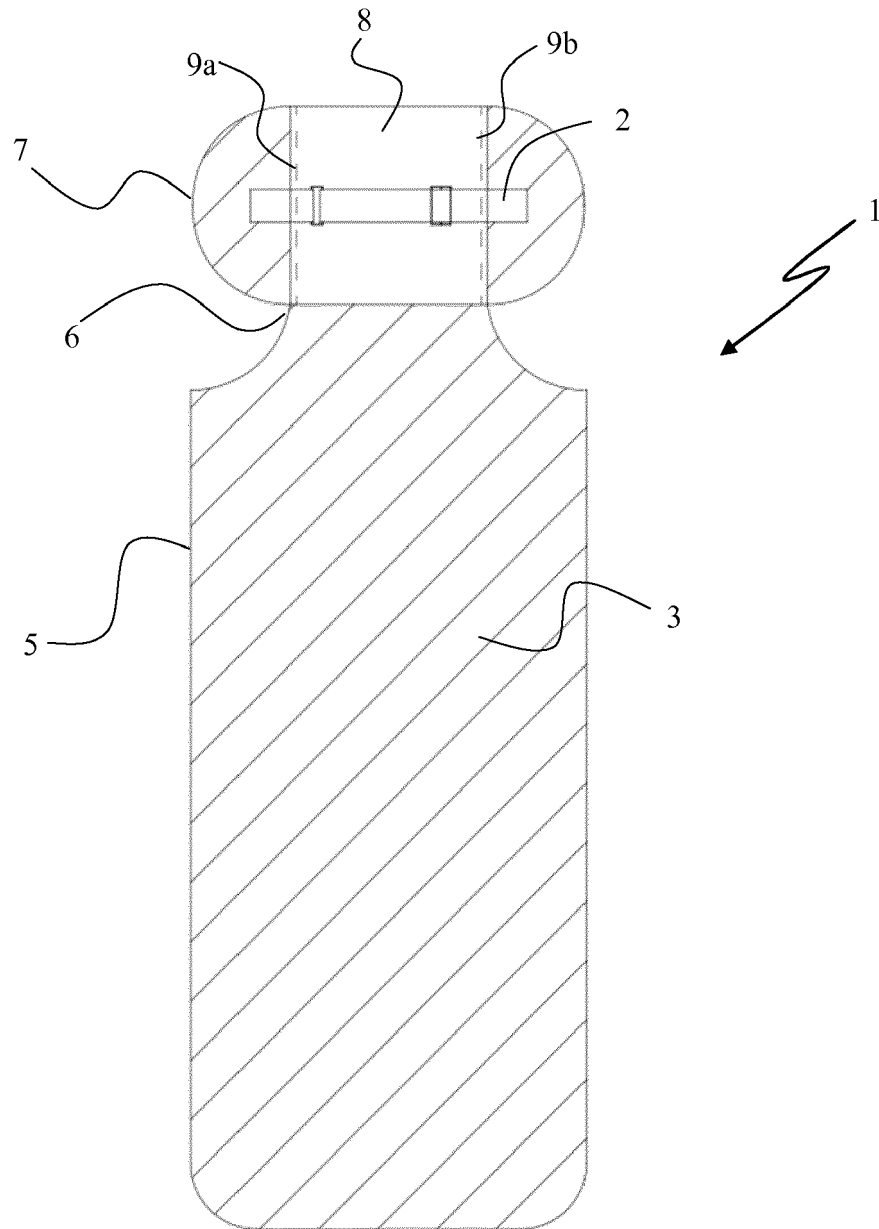


FIG. 2

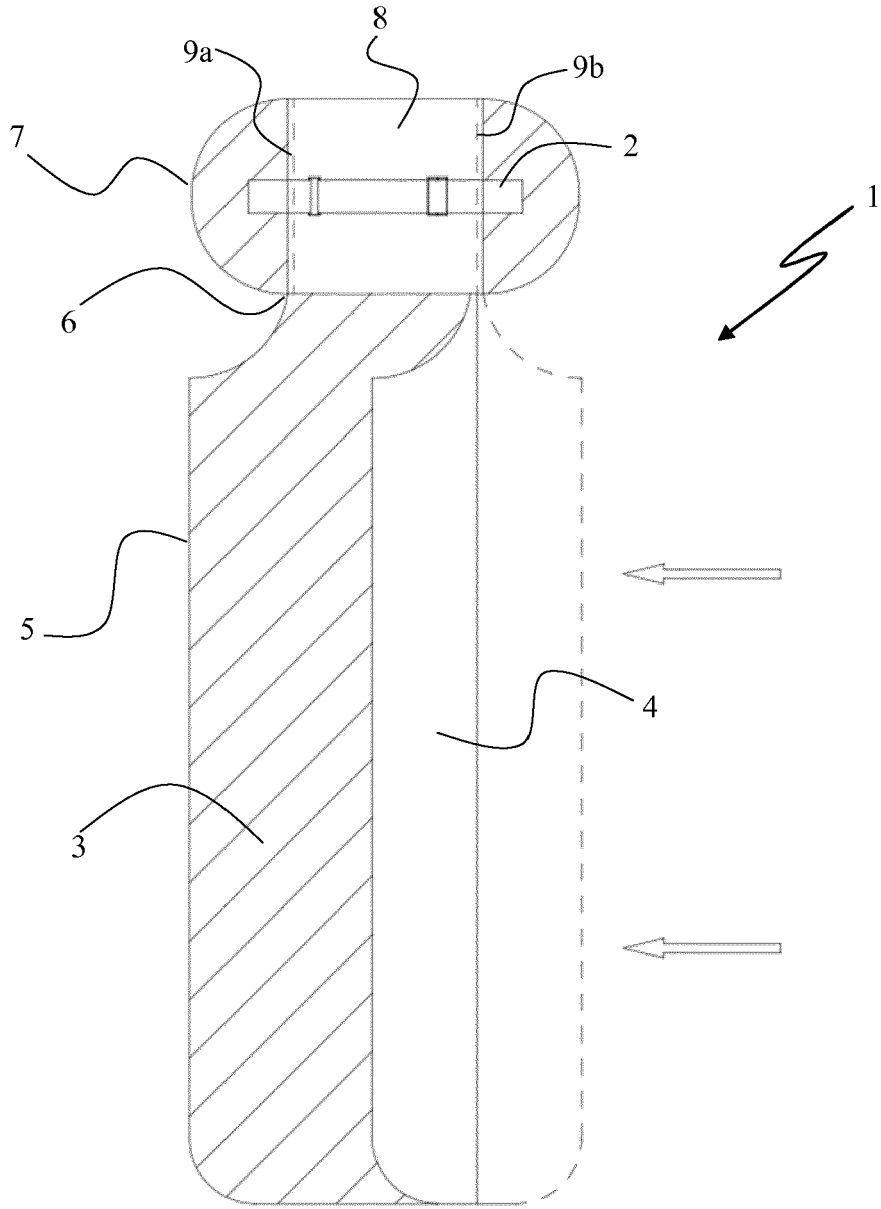


FIG. 3

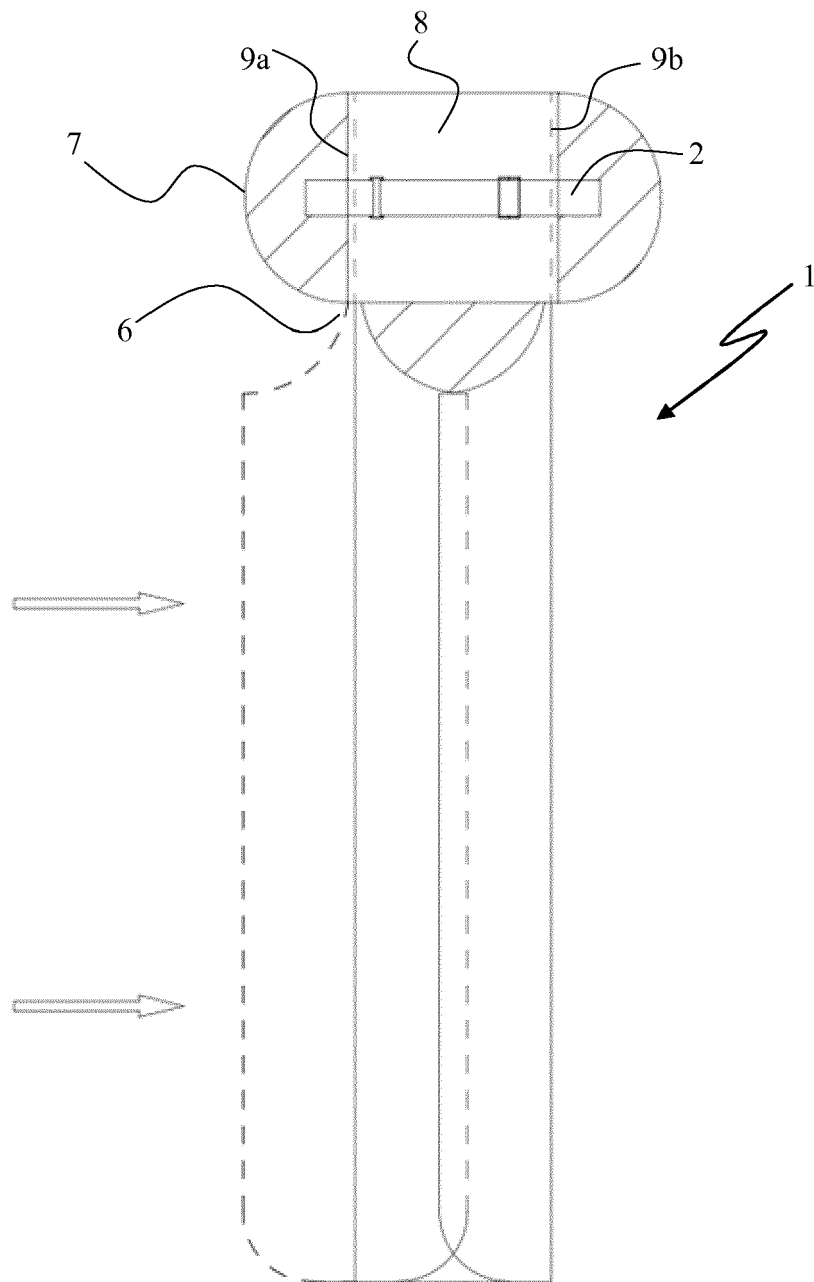


FIG. 4

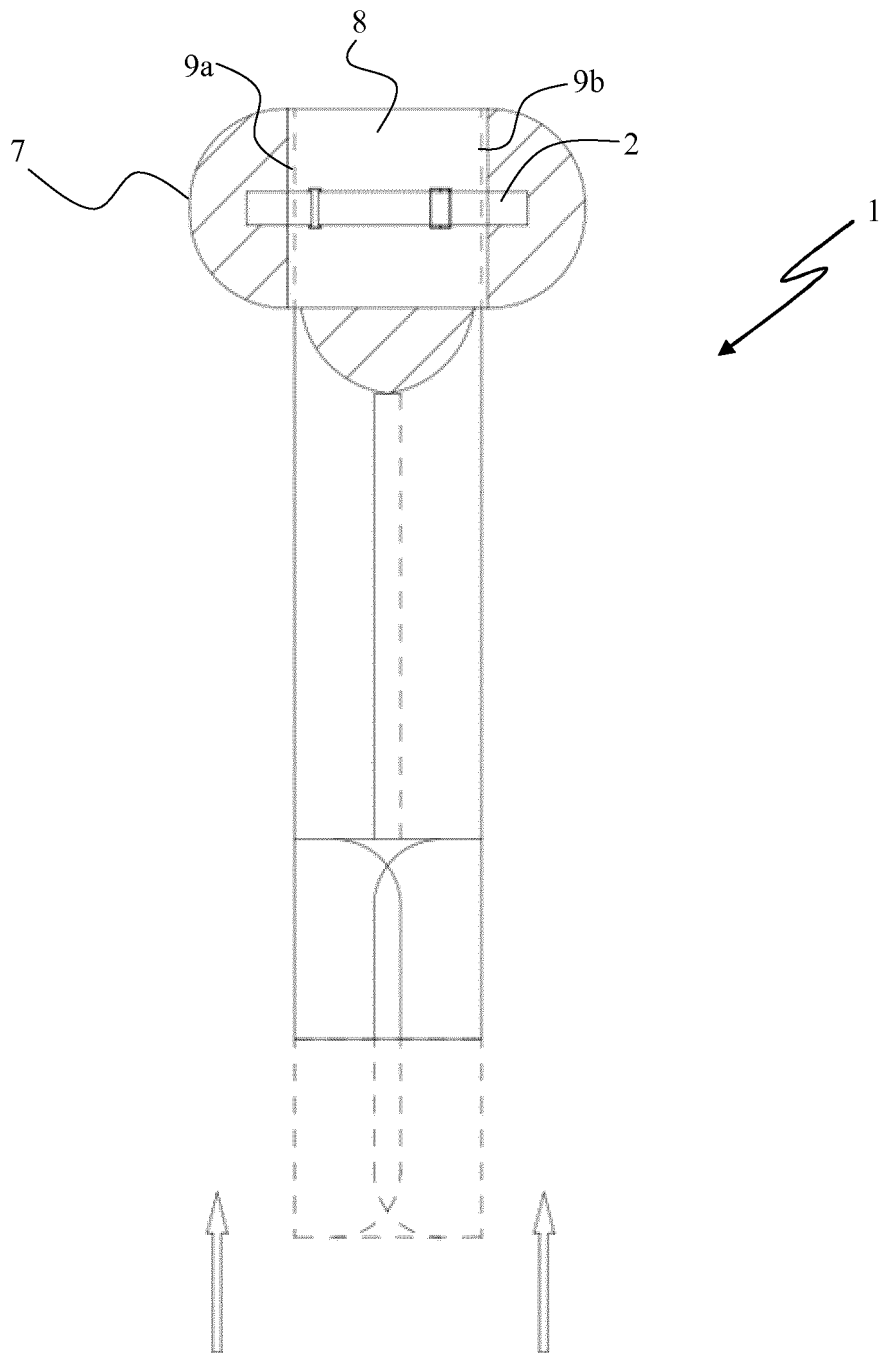


FIG. 5

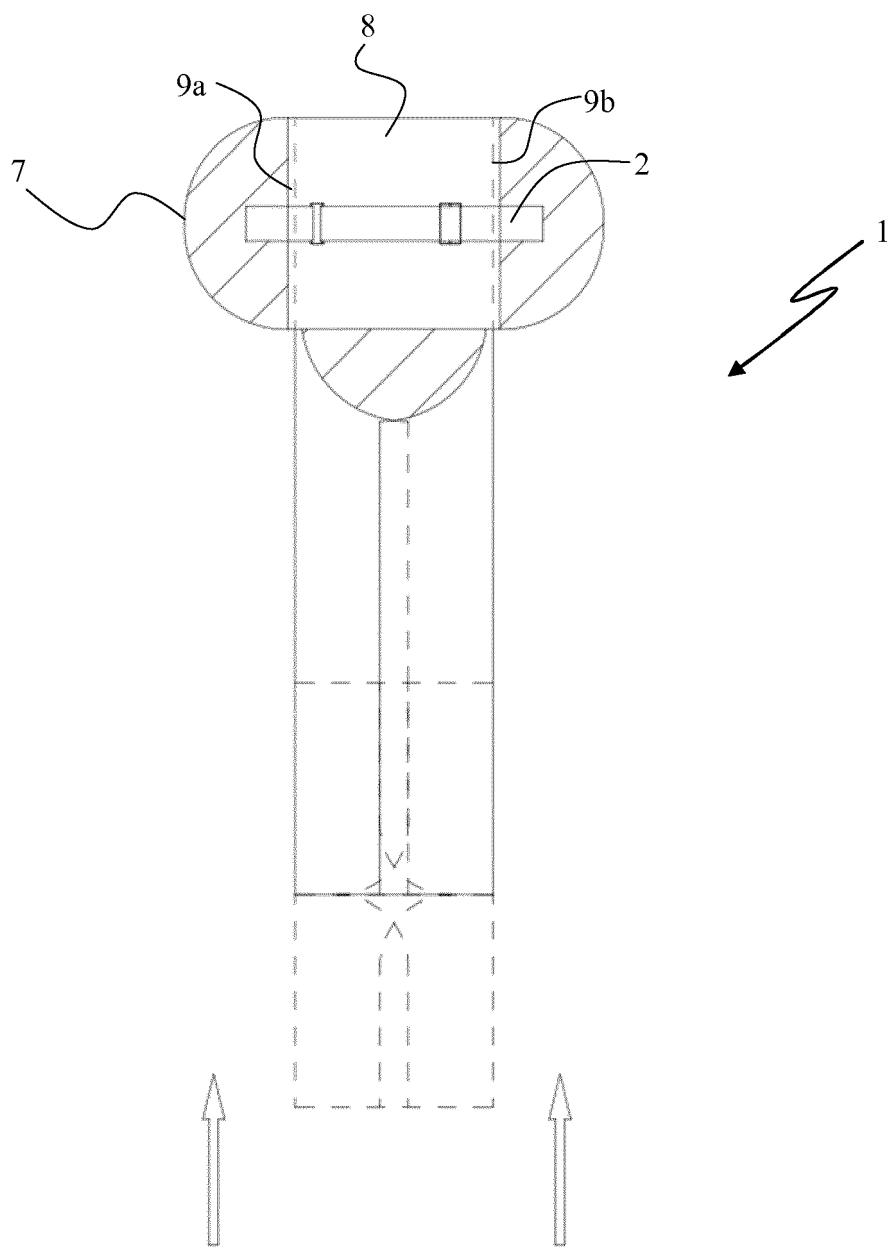


FIG. 6

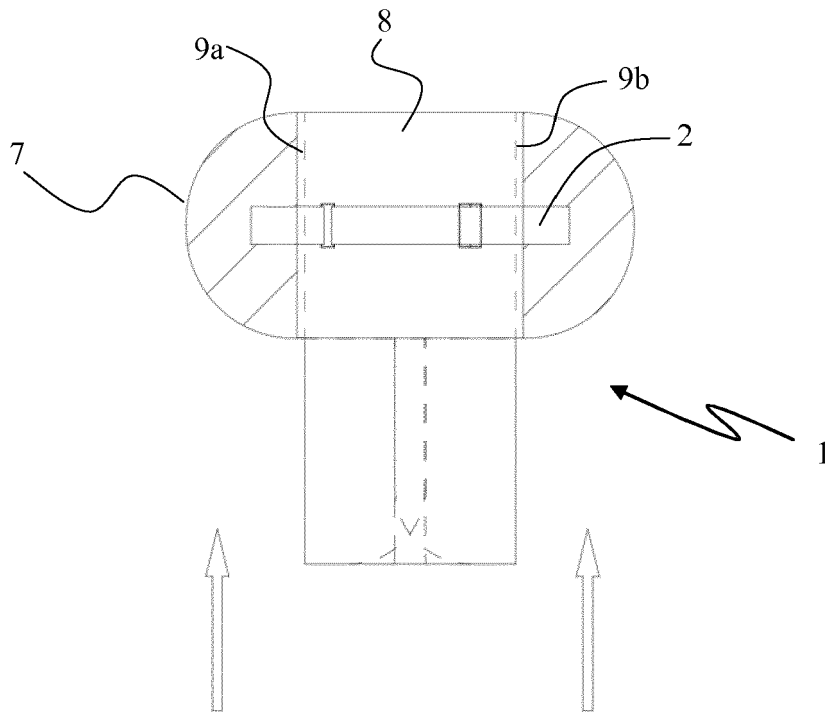


FIG. 7

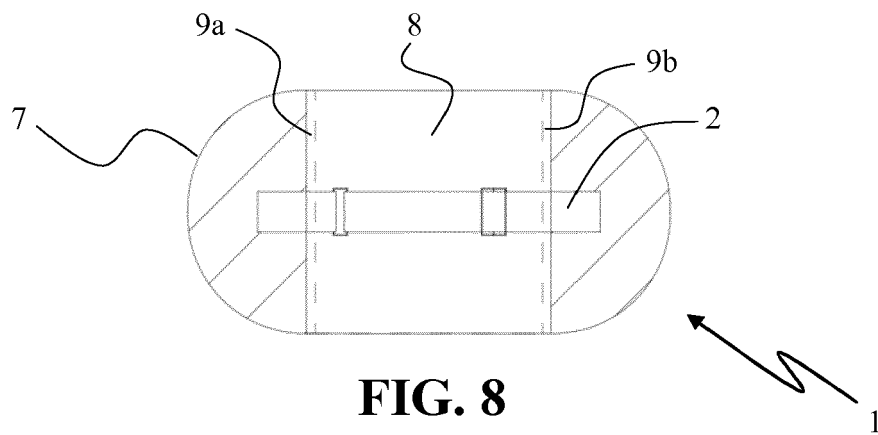


FIG. 8



EUROPEAN SEARCH REPORT

 Application Number
 EP 15 16 5045

5

10

15

20

25

30

35

40

45

50

55

DOCUMENTS CONSIDERED TO BE RELEVANT			
Category	Citation of document with indication, where appropriate, of relevant passages	Relevant to claim	CLASSIFICATION OF THE APPLICATION (IPC)
X	US 6 751 816 B1 (WECHSLER BARBARA [US]) 22 June 2004 (2004-06-22)	1-4	INV. A63B21/00
Y	* column 6 - column 9; figures * -----	5	
X	US 2004/250346 A1 (VASISHTH VISHAL [US]) 16 December 2004 (2004-12-16)	1,4	
Y	* page 1 - page 2; figures * -----	5	
X	US 2012/227181 A1 (CINTAS ASHLEY [US] ET AL) 13 September 2012 (2012-09-13)	1,4,5	
	* page 3 - page 4; figures * -----		
X	US 2013/276230 A1 (KRESS MARGARET [US]) 24 October 2013 (2013-10-24)	1,4,5	
	* page 2 - page 4; figures * -----		
A	US 2008/229501 A1 (HUTCHISON GAIL J [US]) 25 September 2008 (2008-09-25)	1	
	* abstract; figures * -----		
A	KR 2010 0048204 A (WOO SUNG MI [KR]) 11 May 2010 (2010-05-11)	1	TECHNICAL FIELDS SEARCHED (IPC)
	* abstract; figures * -----		A63B
A	US 6 961 969 B2 (NICHOLS SUSAN [US]) 8 November 2005 (2005-11-08)	1	
	* abstract; figures * -----		
The present search report has been drawn up for all claims			
Place of search Munich		Date of completion of the search 7 September 2015	Examiner Borrás González, E
CATEGORY OF CITED DOCUMENTS X : particularly relevant if taken alone Y : particularly relevant if combined with another document of the same category A : technological background O : non-written disclosure P : intermediate document		T : theory or principle underlying the invention E : earlier patent document, but published on, or after the filing date D : document cited in the application L : document cited for other reasons & : member of the same patent family, corresponding document	

EPO FORM 1503 03.02 (P04C01)

**ANNEX TO THE EUROPEAN SEARCH REPORT
ON EUROPEAN PATENT APPLICATION NO.**

EP 15 16 5045

This annex lists the patent family members relating to the patent documents cited in the above-mentioned European search report.
The members are as contained in the European Patent Office EDP file on
The European Patent Office is in no way liable for these particulars which are merely given for the purpose of information.

07-09-2015

Patent document cited in search report	Publication date	Patent family member(s)	Publication date
US 6751816 B1	22-06-2004	NONE	
US 2004250346 A1	16-12-2004	NONE	
US 2012227181 A1	13-09-2012	NONE	
US 2013276230 A1	24-10-2013	NONE	
US 2008229501 A1	25-09-2008	NONE	
KR 20100048204 A	11-05-2010	KR 20100048204 A WO 2010050658 A1	11-05-2010 06-05-2010
US 6961969 B2	08-11-2005	AU 2004257627 A1 CA 2528976 A1 JP 4387409 B2 JP 2007521093 A US 2005003173 A1 US 2005241067 A1 US 2006162073 A1 WO 2005007245 A2	27-01-2005 27-01-2005 16-12-2009 02-08-2007 06-01-2005 03-11-2005 27-07-2006 27-01-2005