

(19)



(11)

**EP 3 127 542 A1**

(12)

**EUROPEAN PATENT APPLICATION**

(43) Date of publication:

**08.02.2017 Bulletin 2017/06**

(51) Int Cl.:

**A61K 31/5365** <sup>(2006.01)</sup> **A61K 31/52** <sup>(2006.01)</sup>  
**A61P 31/18** <sup>(2006.01)</sup>

(21) Application number: **16187411.0**

(22) Date of filing: **24.01.2011**

(84) Designated Contracting States:

**AL AT BE BG CH CY CZ DE DK EE ES FI FR GB  
GR HR HU IE IS IT LI LT LU LV MC MK MT NL NO  
PL PT RO RS SE SI SK SM TR**

Designated Extension States:

**BA ME**

(30) Priority: **27.01.2010 US 298589 P**

(62) Document number(s) of the earlier application(s) in  
accordance with Art. 76 EPC:

**15164931.6 / 2 932 970**

**11737484.3 / 2 531 027**

(71) Applicant: **VIIV Healthcare Company**

**Wilmington DE 19808 (US)**

(72) Inventor: **UNDERWOOD, Mark Richard**

**Research Triangle Park, NC North Carolina 27709  
(US)**

(74) Representative: **Gladwin, Amanda Rachel**

**GlaxoSmithKline  
Global Patents (CN925.1)  
980 Great West Road  
Brentford, Middlesex TW8 9GS (GB)**

Remarks:

This application was filed on 06-09-2016 as a  
divisional application to the application mentioned  
under INID code 62.

(54) **ANTIVIRAL THERAPY**

(57) The present invention relates to combinations of compounds comprising HIV integrase inhibitors and other therapeutic agents. Such combinations are useful in the inhibition of HIV replication, the prevention and/or treatment of infection by HIV, and in the treatment of AIDS and/or ARC.

**EP 3 127 542 A1**

## Description

### BACKGROUND OF THE INVENTION

**[0001]** The human immunodeficiency virus ("HIV") is the causative agent for acquired immunodeficiency syndrome ("AIDS"), a disease characterized by the destruction of the immune system, particularly of CD4<sup>+</sup> T-cells, with attendant susceptibility to opportunistic infections, and its precursor AIDS-related complex ("ARC"), a syndrome characterized by symptoms such as persistent generalized lymphadenopathy, fever and weight loss. HIV is a retrovirus; the conversion of its RNA to DNA is accomplished through the action of the enzyme reverse transcriptase. Compounds that inhibit the function of reverse transcriptase inhibit replication of HIV in infected cells. Such compounds are useful in the prevention or treatment of HIV infection in humans.

**[0002]** In addition to CD4, HIV requires a co-receptor for entry into target cells. The chemokine receptors function together with CD4 as co-receptors for HIV. The chemokine receptors CXCR4 and CCR5 have been identified as the main co-receptors for HIV-1. CCR5 acts as a major co-receptor for fusion and entry of macrophage-tropic HIV into host cells. These chemokine receptors are thought to play an essential role in the establishment and dissemination of an HIV infection. Therefore, CCR5 antagonists are thought to be useful as therapeutic agents active against HIV.

**[0003]** As in the case of several other retroviruses, HIV encodes the production of a protease which carries out post-translational cleavage of precursor polypeptides in a process necessary for the formation of infectious virions. These gene products include pol, which encodes the virion RNA-dependent DNA polymerase (reverse transcriptase), an endonuclease, HIV protease, and gag, which encodes the core-proteins of the virion.

**[0004]** One focus of anti-viral drug design has been to create compounds which inhibit the formation of infectious virions by interfering with the processing of viral polyprotein precursors. Processing of these precursor proteins requires the action of virus-encoded proteases which are essential for replication. The anti-viral potential of HIV protease inhibition has been demonstrated using peptidyl inhibitors.

**[0005]** A required step in HIV replication in human T-cells is the insertion by virally-encoded integrase of proviral DNA into the host cell genome. Integration is believed to be mediated by integrase in a process involving assembly of a stable nucleoprotein complex with viral DNA sequences, cleavage of two nucleotides from the 3' termini of the linear proviral DNA and covalent joining of the recessed 3' OH termini of the proviral DNA at a staggered cut made at the host target site. The repair synthesis of the resultant gap may be accomplished by cellular enzymes. Inhibitors of HIV integrase can be effective in treating AIDS and inhibiting viral replication.

**[0006]** Administration of combinations of therapeutic

compounds in the treatment of HIV infection and related conditions can result in potentiated antiviral activity, reduced toxicity, delayed progression to resistance, and increased drug efficacy. Combinations administered in a single dosage unit can result in increased patient compliance as the pill burden is reduced and dosing schedules are simplified. However, not all compounds are suitable for administration in combinations. Factors that influence the feasibility of combinations include the chemical instability of the compounds, size of the dosage unit, potential for antagonistic or merely additive activities of the combined compounds, and difficulties in achieving a suitable formulation.

**[0007]** There is continued need to find therapeutic agents suitable for use in combination and feasible pharmaceutical compositions to treat HIV infection. Due to their high potency and pharmacokinetic profile, certain HIV integrase inhibitors are attractive as components in combination therapy.

### BRIEF DESCRIPTION OF THE FIGURES

#### [0008]

Figure 1: Inhibition of HIV-1<sub>IIIB</sub> by a compound of formula (I), GSK1349572A, in combination with abacavir (ABC).

Figure 2: Inhibition of HIV-1<sub>IIIB</sub> by a compound of formula (I), GSK1349572A, in combination with efavirenz (EFV).

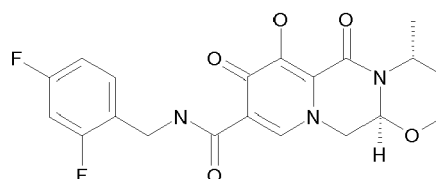
Figure 3: Inhibition of HIV-1<sub>IIIB</sub> by a compound of formula (I), GSK1349572A, in combination with lopinavir (LPV)

### SUMMARY OF THE INVENTION

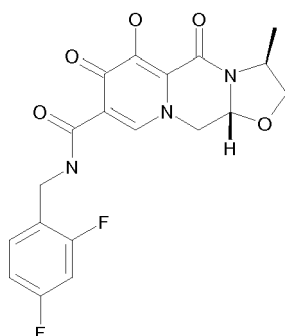
**[0009]** The present invention relates to combinations of compounds comprising HIV integrase inhibitors and other therapeutic agents. Such combinations are useful in the inhibition of HIV replication, the prevention and/or treatment of infection by HIV, and in the treatment of AIDS and/or ARC. The present invention also features pharmaceutical compositions containing HIV integrase inhibitors.

### DETAILED DESCRIPTION OF THE INVENTION

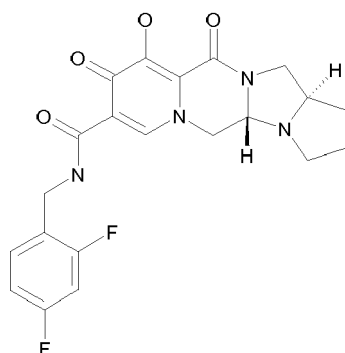
**[0010]** The present invention relates to combinations comprising a compound of the following formula (I), (II), or (III):



(I)



(II)



(III)

or a pharmaceutically acceptable salt thereof, and one or more therapeutic agents selected from the group consisting of nucleotide reverse transcriptase inhibitors, nucleoside reverse transcriptase inhibitors (NRTIs), non-nucleoside reverse transcriptase inhibitors (NNRTIs), protease inhibitors, CCR5 antagonists, CXCR4 antagonists, fusion inhibitors, maturation inhibitors, and integrase inhibitors.

**[0011]** The present invention relates to methods of treatment of HIV infection, AIDS, and AIDS related conditions by administering to a subject a compound of formula (I), (II), or (III) and one or more therapeutic agents selected from the group consisting of nucleotide reverse transcriptase inhibitors, nucleoside reverse transcriptase inhibitors (NRTIs), non-nucleoside reverse transcriptase inhibitors (NNRTIs), protease inhibitors, CCR5 antagonists, CXCR4 antagonists, fusion inhibitors, maturation inhibitors, and integrase inhibitors.

**[0012]** A compound of formula (I) is also known as GSK1349572. A chemical name of the compound of formula (I) is (4R, 12aS)-N-[2,4-fluorophenyl)methyl]-3,4,6,8,12,12a-hexahydro-7-hydroxy-4-methyl-6,8-dioxo-2H-pyrido [1',2':4,5]pyrazino [2,1-b] [1,3] oxazine-9-carboxamide.

**[0013]** A chemical name of the compound of formula (II) is (3S, 11aR)-N-[(2,4-difluorophenyl)methyl]-2,3,5,7,11,11a-hexahydro-6-hydroxy-3-methyl-5,7-di-

oxo-oxazolo [3,2-a] pyrido [1,2-d]pyrazine-8-carboxamide.

**[0014]** A chemical name of the compound of formula (III) is (4aS,13aR)-N-[2,4-difluorophenyl)methyl]-10-hydroxy-9,11-dioxo-2,3,4a,5,9,11,13,13a-octahydro-1H-pyrido [1,2-a]pyrrolo[1',2':3,4,]imidazo[1,2-d]pyrazine-8-carboxamide.

**[0015]** The term "pharmaceutically acceptable carrier or adjuvant" refers to a carrier or adjuvant that may be administered to a patient, together with a compound of this invention, and which does not destroy the pharmacological activity thereof and is nontoxic when administered in doses sufficient to deliver a therapeutic amount of the antiviral agent.

**[0016]** The term "treatment" as used herein refers to the alleviation of symptoms of a particular disorder in a patient, or the improvement of an ascertainable measurement associated with a particular disorder, and may include the suppression of symptom recurrence in an asymptomatic patient such as a patient in whom a viral infection has become latent. Treatment may include prophylaxis which refers to preventing a disease or condition or preventing the occurrence of symptoms of such a disease or condition, in a patient. As used herein, the term "patient" refers to a mammal, including a human.

**[0017]** As used herein, the term "subject" refers to a patient, animal or a biological sample.

**[0018]** Pharmaceutically acceptable salts of the compounds according to the invention include those derived from pharmaceutically acceptable inorganic and organic acids and bases. Examples of suitable acids include hydrochloric, hydrobromic, sulfuric, nitric, perchloric, fumaric, maleic, phosphoric, glycolic, lactic, salicylic, succinic, toluene-p-sulfonic, tartaric, acetic, citric, methanesulfonic, ethanesulfonic, formic, benzoic, malonic, naphthalene-2-sulfonic and benzenesulfonic acids. Other acids, such as oxalic, while not in themselves pharmaceutically acceptable, may be employed in the preparation of salts useful as intermediates in obtaining the compounds of the invention and their pharmaceutically acceptable acid addition salts. Salts derived from appropriate bases include alkali metal (e.g. sodium), alkaline earth metal (e.g., magnesium), ammonium,  $NW_4^+$  (wherein W is  $C_{1-4}$  alkyl) and other amine salts. An advantageous salt is sodium salt.

**[0019]** Salts of the compounds of the present invention may be made by methods known to a person skilled in the art. For example, treatment of a compound of the present invention with an appropriate base or acid in an appropriate solvent can yield the corresponding salt.

**[0020]** The present invention relates to methods of treating or preventing viral infection, for example an HIV infection, in a human comprising administering to the human a therapeutically effective amount of a compound of formula (I), (II), or (III) or a pharmaceutically acceptable salt thereof in combination with one or more therapeutic agents selected from the group consisting of nucleotide reverse transcriptase inhibitors, nucleoside reverse tran-

scriptase inhibitors (NRTIs), non-nucleoside reverse transcriptase inhibitors (NNRTIs), protease inhibitors, CCR5 antagonists, CXCR4 antagonists, fusion inhibitors, maturation inhibitors, and integrase inhibitors. The combination may be administered simultaneously or sequentially.

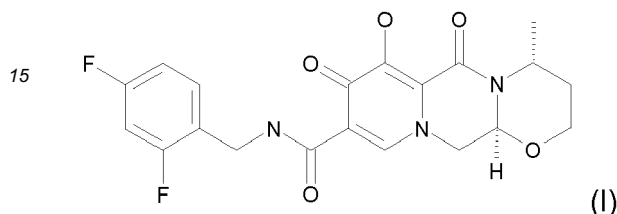
**[0021]** The compounds of formula (I), (II) and (III) are particularly suited to the treatment or prophylaxis of HIV infections and associated conditions. Reference herein to treatment may extend to prophylaxis as well as the treatment of established infections, symptoms, and associated clinical conditions such as AIDS related complex (ARC), Kaposi's sarcoma, and AIDS dementia.

**[0022]** Combination therapies comprise the administration of a compound of the present invention or a pharmaceutically acceptable salt thereof and another pharmaceutically active agent. The active ingredient(s) and pharmaceutically active agents may be administered simultaneously (i.e., concurrently) in either the same or different pharmaceutical compositions or sequentially in any order. The amounts of the active ingredient(s) and pharmaceutically active agent(s) and the relative timings of administration will be selected in order to achieve the desired combined therapeutic effect.

**[0023]** Examples of such therapeutic agents include, but are not limited to, agents that are effective for the treatment of viral infections or associated conditions. Among these agents are nucleotide reverse transcriptase inhibitors, acyclic nucleoside phosphonates, for example (S)-1-(3-hydroxy-2-phosphonyl-methoxypropyl) cytosine (HPMPC), [[[2-(6-amino-9H-purin-9-yl)ethoxy] methyl]phosphinylidene] bis(oxymethylene)-2,2-dimethyl propanoic acid (bis-POM PMEA, adefovir dipivoxil), adefovir, [[(1 R)-2-(6-amino-9H-purin-9-yl)-1-methylethoxy]methyl] phosphonic acid (tenofovir), tenofovir disoproxil fumarate, and (R)-[[2-(6-Amino-9H-purin-9-yl)-1-methylethoxy]methyl]phosphonic acid bis-(isopropoxycarbonyloxymethyl)ester (bis-POC-PMPA); nucleoside reverse transcriptase inhibitors, for example 3'-azido-3'-deoxythymidine (AZT, zidovudine), 2',3'-dideoxycytidine (ddC, zalcitabine), 2',3'-dideoxyadenosine, 2',3'-dideoxyinosine (ddI, didanosine), 2',3'-didehydrothymidine (d4T, stavudine), (-)-cis-1-(2-hydroxymethyl)-1,3-oxathiolane 5-yl)-cytosine (lamivudine), cis-1-(2-hydroxymethyl)-1,3-oxathiolan-5-yl)-5-fluorocytosine (FTC, emtricitabine), (-)-cis-4-[2-amino-6-(cyclopropylamino)-9H-purin-9-yl]-2-cyclopentene-1-methanol (abacavir), fozivudine tidoxil, alovudine, amdoxovir, elvucitabine, apricitabine, and festinavir (OBP-601); protease inhibitors, for example indinavir, ritonavir, nelfinavir, amprenavir, saquinavir, fosamprenavir, lopinavir, atazanavir, tipranavir, darunavir, brexanavir, palinavir, lasinavir, TMC-310911, DG-17, PPL-100, and SPI-256; non-nucleoside reverse transcriptase inhibitors (NNRTIs), for example nevirapine, delavirdine, efavirenz, GSK2248761 (IDX-12899), lersivirine (UK-453,061), rilpivirine (TMC-278), etravirine, loviride, immunocal, oltipraz, capravirine, and RDEA-806; integrase

inhibitors, for example raltegravir, elvitegravir, and JTK-656; CCR5 and/or CXCR4 antagonists, for example, maraviroc, vicriviroc (Sch-D), TBR-652 (TAK-779), TAK-449, PRO-140, GSK706769, and SCH-532706; fusion inhibitors, for example enfuvirtide (T-20), T-1249, PRO-542, ibalizumab (TNX-355), BMS-378806 (BMS-806), BMS-488043, KD-247, 5-Helix inhibitors, and HIV attachment inhibitors; and maturation inhibitors, for example, bevirimat (PA-344 and PA-457).

**[0024]** The present invention features a combination comprising a compound of formula (I)



or a pharmaceutically acceptable salt thereof, and one or more therapeutic agents selected from the group consisting of lamivudine, abacavir, tenofovir, efavirenz, GSK2248761, lersivirine, lopinavir, fosamprenavir, and atazanavir.

**[0025]** The present invention also features a combination comprising a compound of formula (I) or a pharmaceutically acceptable salt thereof, and one or more therapeutic agents selected from abacavir, efavirenz, or lopinavir. The present invention features a combination comprising of a compound of formula (I) or a pharmaceutically acceptable salt thereof, and abacavir.

**[0026]** The present invention features a method of treatment of HIV infection comprising administering to a subject, a compound of formula (I), or a pharmaceutically acceptable salt thereof, and one or more therapeutic agents selected from the group consisting of lamivudine, abacavir, tenofovir, efavirenz, GSK2248761, lersivirine, lopinavir, fosamprenavir, and atazanavir.

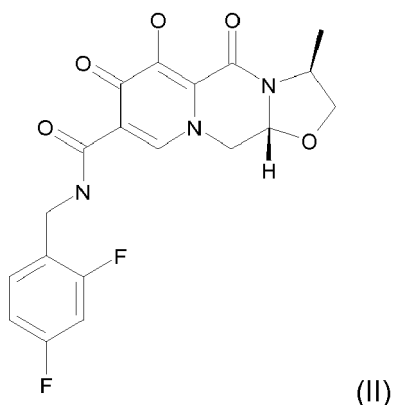
**[0027]** The present invention features a method of treatment of HIV infection comprising administering to a subject, a compound of formula (I) or a pharmaceutically acceptable salt thereof, with one or more therapeutic agents selected from the group consisting of abacavir, efavirenz, and lopinavir. The present invention features a method of treatment of HIV infection comprising administering to a subject a compound of formula (I) or a pharmaceutically acceptable salt thereof, and abacavir.

**[0028]** The present invention features a pharmaceutical composition comprising a compound of formula (I) or a pharmaceutically acceptable salt thereof, and one or more therapeutic agents selected from the group consisting of: lamivudine, abacavir, efavirenz, tenofovir, GSK2248761, lersivirine, lopinavir, fosamprenavir, and atazanavir together with a pharmaceutically acceptable carrier therefor.

**[0029]** The present invention features a pharmaceutical composition comprising a compound of formula (I) or

a pharmaceutically acceptable salt thereof, and one or more therapeutic agents selected from the group consisting of: abacavir, efavirenz, and lopinavir, together with a pharmaceutically acceptable carrier therefor. The present invention features a pharmaceutical composition comprising a compound of formula (I) or a pharmaceutically acceptable salt thereof, and abacavir together with a pharmaceutically acceptable carrier therefor.

**[0030]** The present invention features a combination comprising a compound of formula (II)



or a pharmaceutically acceptable salt thereof, and one or more therapeutic agents selected from the group consisting of lamivudine, abacavir, tenofovir, efavirenz, GSK2248761, lersivirine, lopinavir, fosamprenavir, and atazanavir

**[0031]** The present invention also features a combination comprising a compound of formula (II) or a pharmaceutically acceptable salt thereof, and one or more therapeutic agents selected from abacavir, efavirenz, and lopinavir. The present invention features a combination comprising of a compound of formula (II) or a pharmaceutically acceptable salt thereof, and abacavir.

**[0032]** The present invention features a method of treatment of HIV infection comprising administering to a subject, a compound of formula (II) or a pharmaceutically acceptable salt thereof, and one or more therapeutic agents selected from the group consisting of lamivudine, abacavir, tenofovir, efavirenz, GSK2248761, lersivirine, lopinavir, fosamprenavir, and atazanavir.

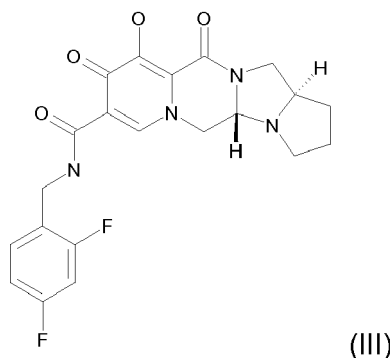
**[0033]** The present invention features a method of treatment of HIV infection comprising administering to a subject, a compound of formula (II) or a pharmaceutically acceptable salt thereof, with one or more therapeutic agents selected from the group consisting of abacavir, efavirenz, and lopinavir. The present invention features a method of treatment of HIV infection comprising administering to a subject a compound of formula (II) or a pharmaceutically acceptable salt thereof, and abacavir.

**[0034]** The present invention features a pharmaceutical composition comprising a compound of formula (II) or a pharmaceutically acceptable salt thereof, and one or more therapeutic agents selected from the group consisting of: lamivudine, abacavir, tenofovir, efavirenz,

GSK2248761, lersivirine, lopinavir, fosamprenavir, and atazanavir together with a pharmaceutically acceptable carrier therefor.

**[0035]** The present invention features a pharmaceutical composition comprising a compound of formula (II) or a pharmaceutically acceptable salt thereof, and one or more therapeutic agents selected from the group consisting of: abacavir, efavirenz, and lopinavir, together with a pharmaceutically acceptable carrier therefor. The present invention features a pharmaceutical composition comprising a compound of formula (II) or a pharmaceutically acceptable salt thereof, and abacavir together with a pharmaceutically acceptable carrier therefor.

**[0036]** The present invention features a combination comprising a compound of formula (III)



or a pharmaceutically acceptable salt thereof, and one or more therapeutic agents selected from the group consisting of lamivudine, abacavir, tenofovir, efavirenz, GSK2248761, lersivirine, lopinavir, fosamprenavir, and atazanavir

**[0037]** The present invention also features a combination comprising a compound of formula (III) or a pharmaceutically acceptable salt thereof, and one or more therapeutic agents selected from abacavir, efavirenz, and lopinavir. The present invention also features a combination comprising a compound of formula (III) or a pharmaceutically acceptable salt thereof, and abacavir.

**[0038]** The present invention features a method of treatment of HIV infection comprising administering to a subject, a compound of formula (III) or a pharmaceutically acceptable salt thereof, and one or more therapeutic agents selected from the group consisting of lamivudine, abacavir, tenofovir, efavirenz, GSK2248761, lersivirine, lopinavir, fosamprenavir, and atazanavir.

**[0039]** The present invention features a method of treatment of HIV infection comprising administering to a subject, a combination of a compound of formula (III) or a pharmaceutically acceptable salt thereof, with one or more therapeutic agents selected from the group consisting of abacavir, efavirenz, and lopinavir. The present invention features a method of treatment of HIV infection comprising administering to a subject a compound of formula (III) or a pharmaceutically acceptable salt thereof, and abacavir.

**[0040]** The present invention features a pharmaceutical composition comprising a compound of formula (III) or a pharmaceutically acceptable salt thereof, and one or more therapeutic agents selected from the group consisting of: lamivudine, abacavir, tenofovir, efavirenz, GSK2248761, lersivirine, lopinavir, fosamprenavir, and atazanavir together with a pharmaceutically acceptable carrier therefor.

**[0041]** The present invention features a pharmaceutical composition comprising a compound of formula (III) or a pharmaceutically acceptable salt thereof, and one or more therapeutic agents selected from the group consisting of: abacavir, efavirenz, and lopinavir, together with a pharmaceutically acceptable carrier therefor. The present invention features a pharmaceutical composition comprising a compound of formula (III) or a pharmaceutically acceptable salt thereof, and abacavir together with a pharmaceutically acceptable carrier therefor.

**[0042]** The present invention features combinations, methods of treatment, and pharmaceutical compositions as described above wherein a pharmaceutically acceptable salt of a compound of formula (I), (II) or (III) is a sodium salt.

**[0043]** The present invention features combinations, methods of treatment, and pharmaceutical compositions as described above wherein one or more therapeutic agents are a pharmaceutically acceptable salt of said therapeutic agents, for example, abacavir hemisulfate, fosamprenavir calcium, atazanavir sulfate, tenofovir disoproxil sulfate, vicriviroc maleate or bevirimat dimeglumine.

**[0044]** The present invention features methods of treatment as described above wherein the subject is a human.

**[0045]** The present invention features combinations, methods of treatment and pharmaceutical compositions as described above wherein the combination is administered sequentially.

**[0046]** The present invention features combinations, methods of treatment and pharmaceutical compositions as described above wherein the combination is administered simultaneously or concurrently.

**[0047]** Compounds of formula (I), (II), and (III) may be made by methods disclosed in WO 2006/116764, U.S. 61/193,634 (WO2010/068253) or 61/193,636 (WO2010/068262), incorporated herein by reference hereto.

**[0048]** Abacavir may be made by methods disclosed in U.S. Patent Nos. 5,034,394; 5,089,500; 6,294,540; 5,641,889; 5,840,990; 5,919,941; 5,808,147; 6,392,085; 6,448,403; 5,917,041; 6,087,501; 5,917,042; 6,555,687; 6,552,193; 6,870,053; 6,294,540; 6,340,587; or 6,646,125.

**[0049]** Lamivudine may be made by methods disclosed in U.S. Patent Nos. 5,047,407; 7,119,202; 5,905,082; 5,696,254; 5,663,320; 5,693,787; 6,051,709; or 6,329,522.

**[0050]** Tenofovir may be made by U.S. Patent Nos.

5,922,695; 5,935,946; 5,977,089; 6,043,230; 6,069,249.

**[0051]** Efavirenz may be made by methods disclosed in U.S. Patent Nos. 5,519,021; 5,663,169; 5,811,423; 6,555,133; 6,639,071; or 6,939,964.

**[0052]** GSK2248761 may be made by methods disclosed in U.S. Patent No. 7,534,809.

**[0053]** Lersivirine may be made by methods disclosed in U.S. Patent No. 7,109,228.

**[0054]** Lopinavir may be made by methods disclosed in U.S. Patent No. 5,914,332.

**[0055]** Fosamprenavir may be made by methods disclosed in U.S. Patent Nos. 6,436,989; 6,514,953; or 6,281,367.

**[0056]** Atazanavir may be made by methods disclosed in U.S. Patent Nos. 5,849,911 or 6,087,383.

**[0057]** The therapeutic agents of the combinations may be made according to published methods or by any method known to those skilled in the art.

**[0058]** In an aspect of the invention, a compound of formula (I), (II) or (III) or a pharmaceutically acceptable salt thereof may be formulated into compositions together with one or more therapeutic agents. The composition may be pharmaceutical composition, which comprises a compound of formula (I), (II), or (III), one or more therapeutic agents, and a pharmaceutically acceptable carrier, adjuvant or vehicle. In one embodiment, the composition comprises an amount of a combination of the present invention effective to treat or prevent viral infection, for example an HIV infection, in a biological sample or in a patient. In another embodiment, combinations of the invention and pharmaceutical compositions thereof, comprising an amount of a combination of the present invention effective to inhibit viral replication or to treat or prevent a viral infection or disease or disorder, for example an HIV infection, and a pharmaceutically acceptable carrier, adjuvant or vehicle, may be formulated for administration to a patient, for example, for oral administration.

**[0059]** The present invention features combinations according to the invention for use in medical therapy, for example for the treatment or prophylaxis of a viral infection, for example an HIV infection and associated conditions. The compounds according to the invention are especially useful for the treatment of AIDS and related clinical conditions such as AIDS related complex (ARC), progressive generalized lymphadenopathy (PGL), Kaposi's sarcoma, thrombocytopenic purpura, AIDS-related neurological conditions such as AIDS dementia complex, multiple sclerosis or tropical paraperesis, anti-HIV antibody-positive and HIV-positive conditions, including such conditions in asymptomatic patients.

**[0060]** According to another aspect, the present invention provides a method for the treatment or prevention of the symptoms or effects of a viral infection in an infected patient, for example, a mammal including a human, which comprises administering to said patient a pharmaceutically effective amount of a combination according to the

invention. According to one aspect of the invention, the viral infection is a retroviral infection, in particular an HIV infection.

**[0061]** The present invention further includes the use of a combination according to the invention in the manufacture of a medicament for simultaneous (concurrent) or sequential administration to a subject for the treatment of a viral infection, in particular and HIV infection.

**[0062]** The present invention further provides a method for the treatment of a clinical condition in a patient, for example, a mammal including a human which clinical condition includes those which have been discussed hereinbefore, which comprises treating said patient with a pharmaceutically effective amount of a compound according to the invention. The present invention also includes a method for the treatment or prophylaxis of any of the aforementioned diseases or conditions.

**[0063]** Compounds of the present invention may be administered with an agent known to inhibit or reduce the metabolism of compounds, for example ritonavir. Accordingly, the present invention features a method for the treatment or prophylaxis of a disease as hereinbefore described by administration of a compound of the present invention in combination with a metabolic inhibitor. Such combination may be administered simultaneously or sequentially.

**[0064]** In general a suitable dose for each of the above-mentioned conditions will be in the range of 0.01 to 250 mg per kilogram body weight of the recipient (e.g. a human) per day, in the range of 0.1 to 100 mg per kilogram body weight per day; in the range 1 to 30 mg per kilogram body weight per day; in the range 0.5 to 20 mg per kilogram body weight per day. Unless otherwise indicated, all weights of active ingredients are calculated as the parent compound of formula (I), (II), or (III) and other therapeutic agents. For salts thereof, the weights would be increased proportionally. The desired dose may be presented as one, two, three, four, five, six or more sub-doses administered at appropriate intervals throughout the day. In some cases the desired dose may be given on alternative days. These sub-doses may be administered in unit dosage forms, for example, containing 1 to 2000 mg; 5 to 500 mg; 10 to 400 mg, 20 to 300 mg of each active ingredient per unit dosage form.

**[0065]** The combinations may be administered to achieve peak plasma concentrations of each active ingredient.

**[0066]** While it is possible for the active ingredients to be administered alone, it is preferable to present it as a pharmaceutical composition. The compositions of the present invention comprise an active ingredient, as defined above, together with one or more acceptable carriers thereof and one or more additional therapeutic agents. Each carrier must be acceptable in the sense of being compatible with the other ingredients of the composition and not injurious to the patient.

**[0067]** Pharmaceutical compositions include those suitable for oral, rectal, nasal, topical (including transder-

mal, buccal and sublingual), vaginal or parenteral (including subcutaneous, intramuscular, intravenous, intradermal, and intravitreal) administration. The compositions may conveniently be presented in unit dosage form and may be prepared by any methods well known in the art of pharmacy. Such methods represent a further feature of the present invention and include the step of bringing into association the active ingredients with the carrier, which constitutes one or more accessory ingredients. In general, the compositions are prepared by uniformly and intimately bringing into association the active ingredients with liquid carriers or finely divided solid carriers or both, and then if necessary shaping the product.

**[0068]** The present invention further includes a pharmaceutical composition as hereinbefore defined wherein a compound of the present invention or a pharmaceutically acceptable derivative thereof and another therapeutic agent are presented separately from one another as a kit of parts.

**[0069]** Compositions suitable for transdermal administration may be presented as discrete patches adapted to remain in intimate contact with the epidermis of the recipient for a prolonged period of time. Such patches suitably contain the active compound 1) in an optionally buffered, aqueous solution or 2) dissolved and/or dispersed in an adhesive or 3) dispersed in a polymer. A suitable concentration of the active compound is about 1% to 25%, preferably about 3% to 15%. As one particular possibility, the active compound may be delivered from the patch by electrotransport or iontophoresis as generally described in *Pharmaceutical Research* 3(6), 318 (1986).

**[0070]** Pharmaceutical compositions of the present invention suitable for oral administration may be presented as discrete units such as capsules, caplets, cachets or tablets each containing a predetermined amount of the active ingredients; as a powder or granules; as a solution or a suspension in an aqueous or non-aqueous liquid; or as an oil-in-water liquid emulsion or a water-in-oil liquid emulsion. The active ingredient may also be presented as a bolus, electuary or paste.

**[0071]** A tablet may be made by compression or molding, optionally with one or more accessory ingredients. Compressed tablets may be prepared by compressing in a suitable machine the active ingredients in a free-flowing form such as a powder or granules, optionally mixed with a binder (e.g. povidone, gelatin, hydroxypropylmethyl cellulose), lubricant, inert diluent, preservative, disintegrant (e.g. sodium starch glycolate, cross-linked povidone, cross-linked sodium carboxymethyl cellulose) surface-active or dispersing agent. Molded tablets may be made by molding a mixture of the powdered compound moistened with an inert liquid diluent in a suitable machine. The tablets may optionally be coated or scored and may be formulated so as to provide slow or controlled release of the active ingredients therein using, for example, hydroxypropylmethyl cellulose in varying proportions to provide the desired release profile. Tablets may op-

tionally be provided with an enteric coating, to provide release in parts of the gut other than the stomach.

**[0072]** Pharmaceutical compositions suitable for topical administration in the mouth include lozenges comprising the active ingredients in a flavored base, usually sucrose and acacia or tragacanth; pastilles comprising the active ingredient in an inert basis such as gelatin and glycerin, or sucrose and acacia; and mouthwashes comprising the active ingredient in a suitable liquid carrier.

**[0073]** Pharmaceutical compositions suitable for vaginal administration may be presented as pessaries, tampons, creams, gels, pastes, foams or spray. Pharmaceutical compositions may contain in addition to the active ingredient such carriers as are known in the art to be appropriate.

**[0074]** Pharmaceutical compositions for rectal administration may be presented as a suppository with a suitable carrier comprising, for example, cocoa butter or a salicylate or other materials commonly used in the art. The suppositories may be conveniently formed by admixture of the active combination with the softened or melted carrier(s) followed by chilling and shaping in molds.

**[0075]** Pharmaceutical compositions suitable for parenteral administration include aqueous and nonaqueous isotonic sterile injection solutions which may contain antioxidants, buffers, bacteriostats and solutes which render the pharmaceutical composition isotonic with the blood of the intended recipient; and aqueous and nonaqueous sterile suspensions which may include suspending agents and thickening agents; and liposomes or other microparticulate systems which are designed to target the compound to blood components or one or more organs. The pharmaceutical compositions may be presented in unit-dose or multi-dose sealed containers, for example, ampoules and vials, and may be stored in a freeze-dried (lyophilized) condition requiring only the addition of the sterile liquid carrier, for example water for injection, immediately prior to use. Extemporaneous injection solutions and suspensions may be prepared from sterile powders, granules and tablets of the kind previously described.

**[0076]** Unit dosage pharmaceutical compositions include those containing a daily dose or daily subdose of the active ingredients, as hereinbefore recited, or an appropriate fraction thereof.

**[0077]** Pharmaceutical compositions of the present invention may be presented as patient packs containing one or more courses of treatment in a single package, for example, a blister pack. It will be understood that the administration of the combination of the invention by means of a single patient pack, or patient packs of each composition, is an additional feature of the invention.

**[0078]** It should be understood that in addition to the ingredients particularly mentioned above the pharmaceutical compositions of this invention may include other agents conventional in the art having regard to the type of pharmaceutical composition in question, for example,

those suitable for oral administration may include such further agents as sweeteners, thickeners and flavoring agents.

## 5 Examples

Example 1: Biological Activity

## Assays

### Method

**[0079]** Antiviral HIV activity was measured by means of a tetrazolium-based colorimetric procedure in the human T-cell leukemia virus (HTLV-1) transformed cell line MT-4. Aliquots of test compound were diluted vertically across a deep-well master assay plate, in medium (RPMI 1640, 10% vol./vol. fetal bovine serum (FBS), and 10 µg/mL gentamicin), at concentrations that were approximately 40-fold higher than the final assay concentration. Serial dilutions were made at either 1:2 or 1:3.16 ratios. HIV inhibitors were diluted horizontally across master assay plates, also in concentrations that were approximately 40-fold higher than the final assay concentration. Small aliquots of both the vertically-diluted and the horizontally-diluted compounds were combined in daughter plates using an automated 96-well pipetting system (Rapid-Plate-96, Zymark Corp.). Checkerboard style dilutions were arranged so that every concentration of test compound was tested in the presence and absence of every concentration of the HIV inhibitors. Anti-HIV activity tests were performed in triplicate assays, or more, of each combination. Exponentially growing MT-4 cells were harvested and centrifuged at 1,000 rpm for 10 minutes in a Jouan centrifuge (Model CR 4 12). Cell pellets were resuspended in fresh medium (RPMI 1640, 20% vol./vol. FBS, 20% vol./vol. IL-2, and 10 µg/mL gentamicin) to a density of  $1.25 \times 10^6$  cells/mL. Cell aliquots were infected by the addition of HIV-1 (strain IIIB) diluted to give a viral multiplicity of infection (MOI) of 73 pfU per  $1 \times 10^4$  cells. A similar cell aliquot was diluted with medium to provide a mock-infected control. Cell infection was allowed to proceed for 1 hour at 37°C in a tissue culture incubator with humidified 5% CO<sub>2</sub> atmosphere. After the 1 hour incubation the virus/cell suspension was added to each well of the plates containing pre-diluted compounds. Plates were then placed in a tissue culture incubator with humidified 5% CO<sub>2</sub> for 5 days. At the end of the incubation period, 40 µL of CellTiter 96 MTS reagent (Promega no. G3581) was added to each well of the incubation plate. Plates were incubated at 37°C for 2 to 3 hours to allow for color development. O.D. was measured at 492 nM using a microplate absorbance reader (Tecan no. 20-300).

### Virus used

**[0080]** HIV-1 strain IIIB, wild-type laboratory strain, vi-



rus titer = 6.896 E4 TCID<sub>50</sub>/mL.

### Data Analysis

**[0081]** Although some assay formats might theoretically miss antagonism due to combination cytotoxicity, the approach described here should not miss an antagonistic effect. The readout in the MT-4 cell assay utilizes MTS, a tetrazolium-based staining reagent where changes in optical density (O.D.) of the reagent are used to estimate the total cell number remaining after treatment. Final MT-4 cell numbers may decrease due to two effects. First, an HIV-induced cytotoxicity may occur when HIV kills greater than 75% of the MT-4 cells during the 5 days following infection. Second, a compound-induced cytotoxicity may occur, where the compound either directly kills the MT-4 cells or prevents cell growth (stasis) over the 5 days in either infected or uninfected cells. In either of these situations the O.D. is low as compared with infected cells protected by anti-HIV-1 compounds or relative to untreated and uninfected control cells. Since both cytotoxic effects and antagonism of anti-HIV activity would lead to lower O.D. we should not miss an antagonistic effect due to combination cytotoxicity, but could underestimate synergistic combinations.

**[0082]** Within assay combination cytotoxicity was evaluated by comparing wells containing the uninfected MT-4 cells from the assay plates that contained the highest concentration of test compound or the comparator compound, with wells containing HIV-1 infected MT-4 cells under the corresponding highest combination concentrations. For each of these values there is one well per assay plate and thus at least 3 wells per combination assay. Although they do not comprise a formal combination cytotoxicity analysis, the ratio of compound in combinations to compound alone provides a measure of the compound combination cytotoxicity within the concentrations examined.

**[0083]** The interaction of each pair of compound combinations was analyzed by the methods described by Selleseth, D.W. et al. (2003) Antimicrobial Agents and Chemotherapy 47:1468-71. Synergy and antagonism are defined as deviations from dosewise additivity, which results when two drugs interact as if they were the same drug. Values for average deviation from additivity in the range of - 0.1 to - 0.2 indicate weak synergy and values that approach - 0.5 would indicate strong synergy of the interaction. Conversely, positive values of 0.1 to 0.2 would indicate that a weak antagonism exists between the treatments.

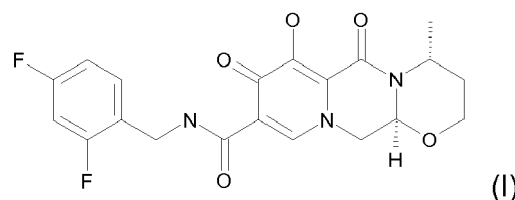
### Results

**[0084]** A compound of formula (I) was found to be additive with raltegravir, adefovir, and maraviroc and was not affected by the presence of ribavirin. A compound of formula (I) was found to be synergistic with stavudine, abacavir, efavirenz, nevirapine, lopinavir, amprenavir,

enfuvirtide.

**[0085]** The invention provides:

1. A combination comprising a compound of formula (I)



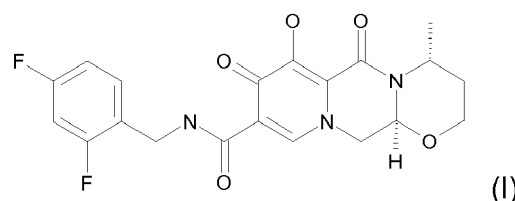
or a pharmaceutically acceptable salt thereof, with one or more therapeutic agents selected from the group consisting of abacavir, efavirenz, and lopinavir.

2. A combination according to 1 wherein the therapeutic agent is abacavir.

3. A combination according to 1 or 2 wherein the pharmaceutically acceptable salt of a compound of formula (I) is the sodium salt.

4. A combination according to 2 additionally containing lamivudine.

5. A method of treatment of HIV infection comprising administering to a human, a compound of formula (I)



or a pharmaceutically acceptable salt thereof, with one or more therapeutic agents selected from the group consisting of abacavir, efavirenz, and lopinavir.

6. A method according to 5 wherein the therapeutic agent is abacavir.

7. A method according to 5 or 6 wherein the pharmaceutically acceptable salt of a compound of formula (I) is the sodium salt.

8. A method according to 6 additionally containing lamivudine.

9. A pharmaceutical composition comprising a compound of formula (I) according to 1 or 2 and one or more therapeutic agents selected from the group

consisting of abacavir, efavirenz, and lopinavir together with a pharmaceutically acceptable carrier therefor.

10. A pharmaceutical composition according to 9 wherein the therapeutic agent is abacavir.

11. A pharmaceutical composition according to 7 or 8 wherein the pharmaceutically acceptable salt of a compound of formula (I) is the sodium salt.

12. A pharmaceutical composition according to 10 additionally containing lamivudine.

13. A combination according to any of 1 - 4 wherein the combination is administered simultaneously.

14. A combination according to any of 1 - 4 wherein the combination is administered sequentially.

15. A method of treatment according to any of 5 - 8 wherein the compound of formula (I) and the therapeutic agent(s) are administered simultaneously.

16. A method of treatment according to any of 5 - 8 wherein the compound of formula (I) and the therapeutic agent(s) are administered sequentially.

17. A patient pack comprising a compound of formula (I) according to 1 and one or more therapeutic agents selected from the group consisting of abacavir, efavirenz, and lopinavir.

4. A combination according to any of claims 1 - 3 for use in medical therapy.

5. A combination according to any of claims 1 - 3 for use in the treatment of HIV infection.

6. A pharmaceutical composition comprising a combination according to any of claims 1 - 3 together with a pharmaceutically acceptable carrier therefor.

7. A combination according to any of claims 1 - 3 wherein the combination is administered simultaneously.

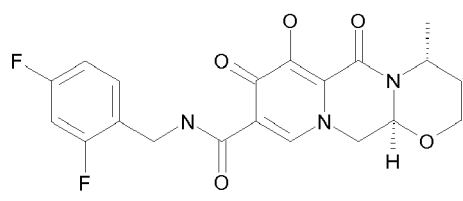
8. A combination according to any of claims 1 - 3 wherein the combination is administered sequentially.

9. A patient pack comprising a combination according to claim 1.

10. Use of a combination according to any of claims 1 - 3 for the manufacture of a medicament for the treatment of HIV infection.

## Claims

1. A combination comprising a compound of formula (I)



or a pharmaceutically acceptable salt thereof, and abacavir or a pharmaceutically acceptable salt thereof.

2. A combination according to claim 1 wherein the pharmaceutically acceptable salt of abacavir is the hemi-sulfate salt.

3. A combination according to claim 1 or 2 wherein the pharmaceutically acceptable salt of a compound of formula (I) is the sodium salt.

Figure 1: Inhibition of HIV-1<sub>IIIB</sub> by a compound of formula (I), GSK1349572A, in combination with abacavir (ABC).

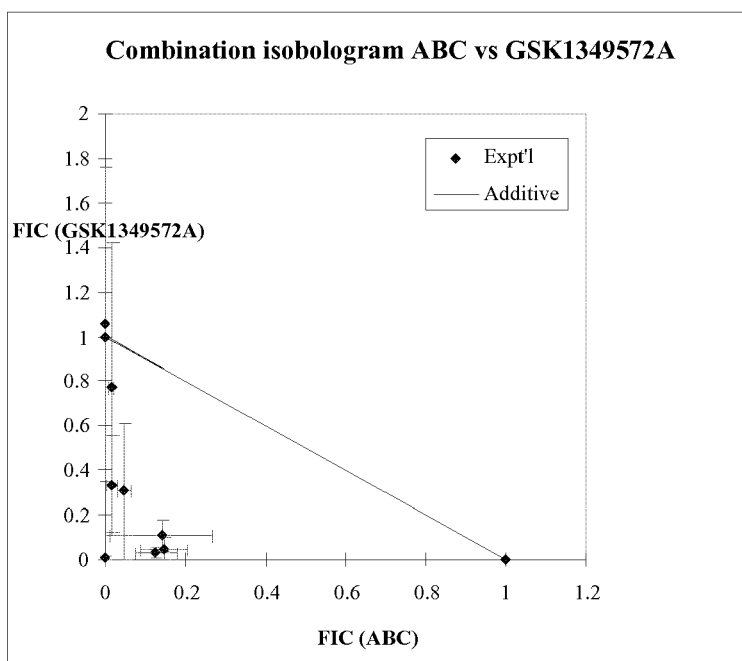


Figure 2: Inhibition of HIV-1<sub>IIIB</sub> by a compound of formula (I), GSK1349572A, in combination with efavirenz (EFV).

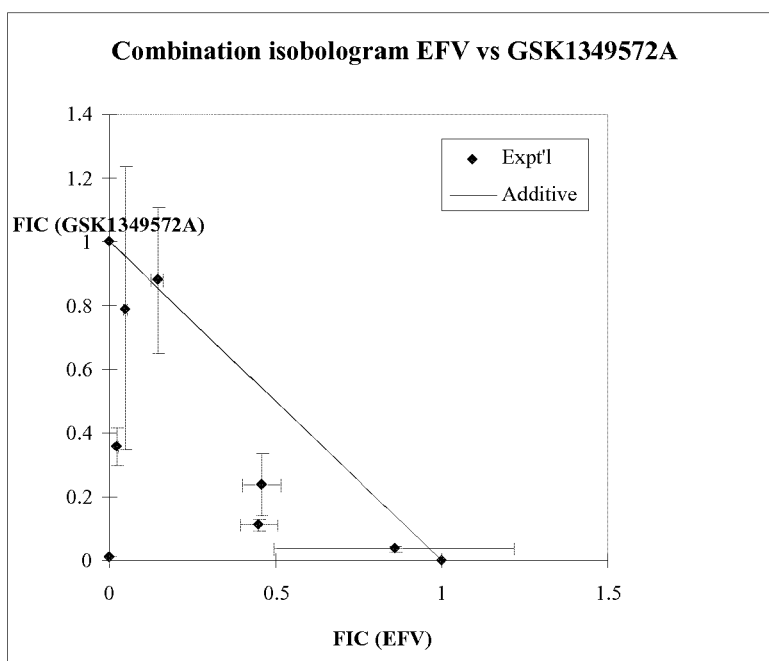
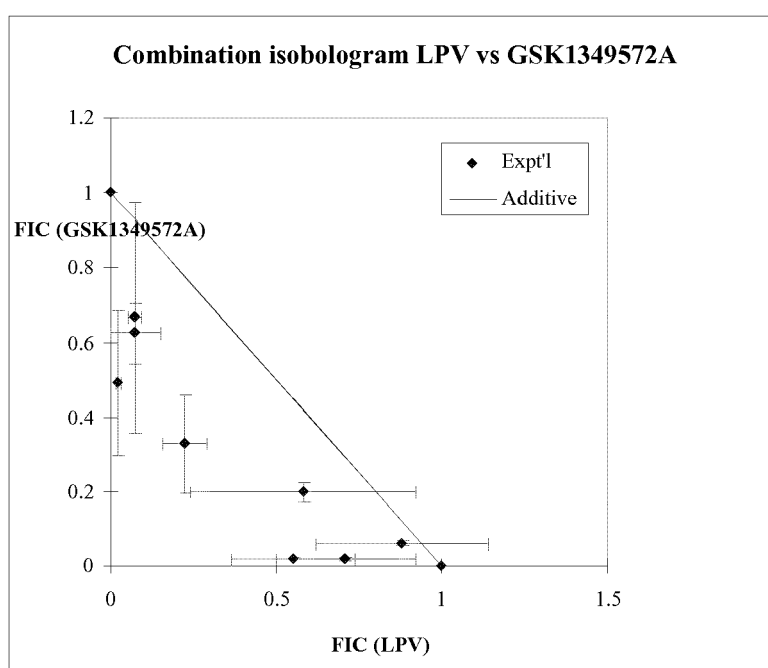


Figure 3: Inhibition of HIV-1<sub>III</sub>B by a compound of formula (I), GSK1349572A, in combination with lopinavir (LPV)





## EUROPEAN SEARCH REPORT

Application Number  
EP 16 18 7411

5

10

15

20

25

30

35

40

45

50

55

2

EPO FORM 1503 03.82 (P04C01)

DOCUMENTS CONSIDERED TO BE RELEVANT			
Category	Citation of document with indication, where appropriate, of relevant passages	Relevant to claim	CLASSIFICATION OF THE APPLICATION (IPC)
X	Anonymous: "A Phase I Ib Dose Ranging Trial of GSK1349572 and 2 NRTI in HIV-1 Infected, Therapy Naive Subjects", ClinicalTrials.gov archive 31 July 2009 (2009-07-31), page 5PP, XP002764380, Retrieved from the Internet: URL:https://clinicaltrials.gov/archive/NCT00951015/2009_07_31 [retrieved on 2016-11-18] * the whole document *	1-10	INV. A61K31/5365 A61K31/52 A61P31/18
A	SONG I et al: "The Effect of Ritonavir-Boosted Protease Inhibitors on the HIV Integrase Inhibitor, S/GSK1349572, in Healthy Subjects", INTERNET 15 September 2009 (2009-09-15), XP002697436, Retrieved from the Internet: URL:http://www.natap.org/2009/ICCAC/ICCAC_52.htm [retrieved on 2013-05-21] * the whole document *	1-10	TECHNICAL FIELDS SEARCHED (IPC) A61K
A,P	WO 2010/011812 A1 (SMITHKLINE BEECHAM CORP [US]; JOHNS BRIAN ALVIN [US]; WEATHERHEAD JASO) 28 January 2010 (2010-01-28) * page 1, lines 28-31 - page 2, lines 1-20 * * page 9, line 33 * * page 10, line 1 * ----- -/--	1-10	
The present search report has been drawn up for all claims			
Place of search The Hague		Date of completion of the search 18 November 2016	Examiner Hoff, Philippe
CATEGORY OF CITED DOCUMENTS X : particularly relevant if taken alone Y : particularly relevant if combined with another document of the same category A : technological background O : non-written disclosure P : intermediate document		T : theory or principle underlying the invention E : earlier patent document, but published on, or after the filing date D : document cited in the application L : document cited for other reasons & : member of the same patent family, corresponding document	

Application Number  
EP 16 18 7411

5

10

15

20

25

30

35

40

45

50

55

DOCUMENTS CONSIDERED TO BE RELEVANT			
Category	Citation of document with indication, where appropriate, of relevant passages	Relevant to claim	CLASSIFICATION OF THE APPLICATION (IPC)
A	WO 2009/148600 A2 (CONCERT PHARMACEUTICALS INC [US]; LIU JULIE F [US]; HARBESON SCOTT L []) 10 December 2009 (2009-12-10) * page 32, paragraph 114 * * page 42 - page 43; claims 17, 20-22 * -----	1-10	<div>TECHNICAL FIELDS SEARCHED (IPC)</div>
A	US 2006/084627 A1 (MARDH GORAN [SE]) 20 April 2006 (2006-04-20) * page 1, paragraphs 1,5,6 * * page 3; claims 1-12 * -----	1-10	
A	US 2009/318421 A1 (JOHNS BRIAN ALVIN [US] ET AL) 24 December 2009 (2009-12-24) * page 1, paragraph 1 * * page 94, paragraph 762 * -----	1-10	
The present search report has been drawn up for all claims			
Place of search The Hague		Date of completion of the search 18 November 2016	Examiner Hoff, Philippe
CATEGORY OF CITED DOCUMENTS		T : theory or principle underlying the invention E : earlier patent document, but published on, or after the filing date D : document cited in the application L : document cited for other reasons ..... & : member of the same patent family, corresponding document	
X : particularly relevant if taken alone Y : particularly relevant if combined with another document of the same category A : technological background O : non-written disclosure P : intermediate document			

**ANNEX TO THE EUROPEAN SEARCH REPORT  
ON EUROPEAN PATENT APPLICATION NO.**

EP 16 18 7411

5

This annex lists the patent family members relating to the patent documents cited in the above-mentioned European search report.  
The members are as contained in the European Patent Office EDP file on  
The European Patent Office is in no way liable for these particulars which are merely given for the purpose of information.

18-11-2016

10

15

20

25

30

35

40

45

50

55

Patent document cited in search report		Publication date	Patent family member(s)	Publication date
WO 2010011812 A1	28-01-2010	DK	2320908 T3	10-03-2014
		EP	2320908 A1	18-05-2011
		ES	2448766 T3	17-03-2014
		HR	P20140223 T1	11-04-2014
		PT	2320908 E	06-03-2014
		SI	2320908 T1	30-05-2014
		SM	T201400030 B	07-05-2014
		US	2011190236 A1	04-08-2011
		WO	2010011812 A1	28-01-2010
-----				
WO 2009148600 A2	10-12-2009	NONE		
-----				
US 2006084627 A1	20-04-2006	AT	314851 T	15-02-2006
		AU	2003239088 A1	19-01-2004
		BR	0311141 A	07-06-2005
		CA	2481890 A1	08-01-2004
		CN	1665509 A	07-09-2005
		DE	60303131 T2	20-07-2006
		EP	1536800 A1	08-06-2005
		ES	2254941 T3	16-06-2006
		HK	1079981 A1	12-10-2007
		JP	2005533870 A	10-11-2005
		KR	20050013628 A	04-02-2005
		MX	PA04012754 A	23-03-2005
		NZ	535817 A	30-11-2006
		RU	2320347 C2	27-03-2008
		US	2006084627 A1	20-04-2006
		WO	2004002433 A1	08-01-2004
-----				
US 2009318421 A1	24-12-2009	AU	2006239177 A1	02-11-2006
		BR	PI0610030 A2	11-10-2011
		CA	2606282 A1	02-11-2006
		CY	1115151 T1	09-12-2015
		DK	1874117 T3	23-09-2013
		DK	2465580 T3	10-03-2014
		EA	200702080 A1	28-04-2008
		EP	1874117 A1	09-01-2008
		EP	2465580 A1	20-06-2012
		EP	2527007 A1	28-11-2012
		EP	3045206 A1	20-07-2016
		ES	2437268 T3	09-01-2014
		ES	2446324 T3	07-03-2014
		ES	2567197 T3	20-04-2016
		HK	1107227 A1	03-01-2014
		HK	1172282 A1	08-08-2014
		JP	4295353 B2	15-07-2009

EPO FORM P0459

For more details about this annex : see Official Journal of the European Patent Office, No. 12/82

**ANNEX TO THE EUROPEAN SEARCH REPORT  
ON EUROPEAN PATENT APPLICATION NO.**

EP 16 18 7411

5 This annex lists the patent family members relating to the patent documents cited in the above-mentioned European search report.  
The members are as contained in the European Patent Office EDP file on  
The European Patent Office is in no way liable for these particulars which are merely given for the purpose of information.

18-11-2016

Patent document cited in search report	Publication date	Patent family member(s)	Publication date
		JP 2008540343 A	20-11-2008
		JP 2009079058 A	16-04-2009
		KR 20080009733 A	29-01-2008
		KR 20130133061 A	05-12-2013
		KR 20140097438 A	06-08-2014
		KR 20160003889 A	11-01-2016
		LU 92446 I2	29-10-2015
		MA 29460 B1	02-05-2008
		MX 302718 B	27-08-2012
		MX 312216 B	12-08-2013
		NZ 562339 A	28-01-2011
		PT 1874117 E	17-10-2013
		PT 2465580 E	25-02-2014
		SI 1874117 T1	31-01-2014
		SI 2465580 T1	30-04-2014
		TW I378931 B	11-12-2012
		US 2009318421 A1	24-12-2009
		US 2012115875 A1	10-05-2012
		US 2013172559 A1	04-07-2013
		US 2014200209 A1	17-07-2014
		US 2015232479 A1	20-08-2015
		US 2016137666 A1	19-05-2016
		US 2016207939 A1	21-07-2016
		US 2016304535 A1	20-10-2016
		VN 34404 A1	25-07-2013
		WO 2006116764 A1	02-11-2006
-----			



## REFERENCES CITED IN THE DESCRIPTION

*This list of references cited by the applicant is for the reader's convenience only. It does not form part of the European patent document. Even though great care has been taken in compiling the references, errors or omissions cannot be excluded and the EPO disclaims all liability in this regard.*

## Patent documents cited in the description

- WO 2006116764 A [0047]
- US 61193634 B [0047]
- WO 2010068253 A [0047]
- WO 61193636 A [0047]
- WO 2010068262 A [0047]
- US 5034394 A [0048]
- US 5089500 A [0048]
- US 6294540 B [0048]
- US 5641889 A [0048]
- US 5840990 A [0048]
- US 5919941 A [0048]
- US 5808147 A [0048]
- US 6392085 B [0048]
- US 6448403 B [0048]
- US 5917041 A [0048]
- US 6087501 A [0048]
- US 5917042 A [0048]
- US 6555687 B [0048]
- US 6552193 B [0048]
- US 6870053 B [0048]
- US 6340587 B [0048]
- US 6646125 B [0048]
- US 5047407 A [0049]
- US 7119202 B [0049]
- US 5905082 A [0049]
- US 5696254 A [0049]
- US 5663320 A [0049]
- US 5693787 A [0049]
- US 6051709 A [0049]
- US 6329522 B [0049]
- US 5922695 A [0050]
- US 5935946 A [0050]
- US 5977089 A [0050]
- US 6043230 A [0050]
- US 6069249 A [0050]
- US 5519021 A [0051]
- US 5663169 A [0051]
- US 5811423 A [0051]
- US 6555133 B [0051]
- US 6639071 B [0051]
- US 6939964 B [0051]
- US 7534809 B [0052]
- US 7109228 B [0053]
- US 5914332 A [0054]
- US 6436989 B [0055]
- US 6514953 B [0055]
- US 6281367 B [0055]
- US 5849911 A [0056]
- US 6087383 A [0056]

## Non-patent literature cited in the description

- *Pharmaceutical Research*, 1986, vol. 3 (6), 318 [0069]
- SELLESETH, D.W. et al. *Antimicrobial Agents and Chemotherapy*, 2003, vol. 47, 1468-71 [0083]