



(12) **EUROPEAN PATENT APPLICATION**  
published in accordance with Art. 153(4) EPC

(43) Date of publication:  
**24.05.2017 Bulletin 2017/21**

(51) Int Cl.:  
**B62B 3/00 (2006.01)**

(21) Application number: **15772547.4**

(86) International application number:  
**PCT/ES2015/000051**

(22) Date of filing: **01.04.2015**

(87) International publication number:  
**WO 2015/150601 (08.10.2015 Gazette 2015/40)**

(84) Designated Contracting States:  
**AL AT BE BG CH CY CZ DE DK EE ES FI FR GB GR HR HU IE IS IT LI LT LU LV MC MK MT NL NO PL PT RO RS SE SI SK SM TR**  
Designated Extension States:  
**BA ME**  
Designated Validation States:  
**MA**

(71) Applicant: **Esteban Gonzalez, Francisco Javier**  
**05230 Las Navas del Marqués (ES)**

(72) Inventor: **Esteban Gonzalez, Francisco Javier**  
**05230 Las Navas del Marqués (ES)**

(74) Representative: **Pérez Gómez de Zamora, Carlos**  
**Pº. General Martínez Campos 26 5º-1ª**  
**28010 Madrid (ES)**

(30) Priority: **02.04.2014 ES 201400281**

(54) **WIRELESS KNIFE FOR CUTTING AND SPREADING COLD FOOD**

(57) The invention relates to a wireless knife for cutting and spreading cold food, consisting of a knife equipped with a heating system that heats the blade at the time of use thereof, characterized in that it comprises a blade (4) consisting of stainless steel, titanium or the like, with a heating resistance (3) insulated by sheets of mica (9), and handle (1) provided with a rechargeable battery (5) that can be extracted by means of a screwed top (6) arranged on the handle (1) that has a hole (12) that can be adjusted to the support projection (14) of a charging base (13) connectable to the mains by means of a cable (16) and a plug (17). The handle has an electronic control plate (10), a secondary coil (11), a push button (2), a regulator (7) and tricolor light-emitting diode (8). The support projection has a primary coil (15) which induces the secondary coil (11). The positions of the regulator correspond to the colors of the LED (8).

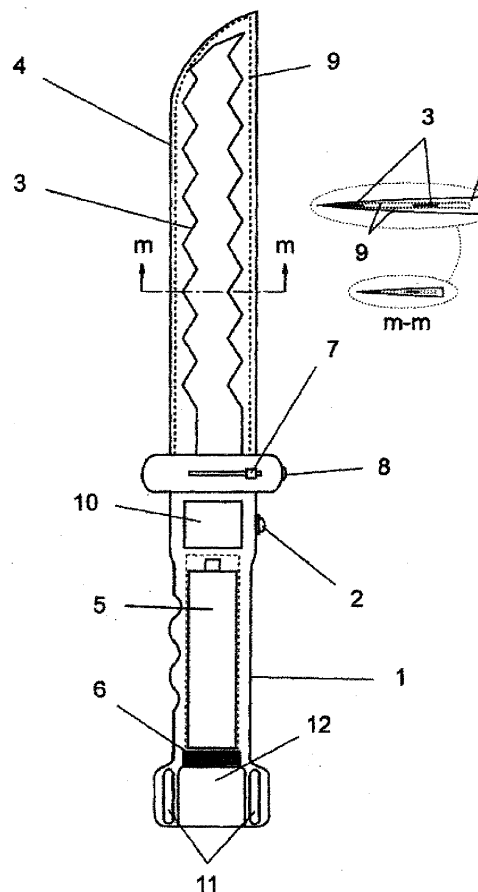


Figure 2

## Description

### Object of the invention

**[0001]** The present invention relates to a wireless knife for cutting and spreading very cold food.

**[0002]** The object of the invention is to provide a wireless knife that allows cutting and spreading food, in a cold or frozen condition, without any effort.

### Background of the invention

**[0003]** Conventional knives, regardless of their shape and dimensions, are designed to form a cutting means for food and materials. Knives of various configurations, provided with electrical means, are known to facilitate cutting but require wiring for connection to the electrical mains, which is a disadvantage from the point of view of periodic cleaning operations. However, the inventor is unaware of knives that work with full autonomy to facilitate cutting of materials such as cold or frozen food although, at a given time, need to be recharged by connecting them to the mains.

### Description of the invention

**[0004]** The wireless knife for cutting and spreading cold food presents the special feature of, once heated the blade, performing the cutting of frozen food and the spreading of very cold food with a small pressure, performing said cutting in a comfortable way and said spreading without physical effort.

**[0005]** The knife of the invention consists of three well distinct parts:

- a blade
- a handle
- a charging base

**[0006]** In principle, the blade is made of stainless steel, but a choice can also be made between other light metals such as titanium or, in general, special alloys of high thermal conductivity.

**[0007]** Internally, it houses a flat resistance protected with sheets of mica.

**[0008]** The handle is hollow, made of plastic or similar material, anatomically shaped for a good hand coupling, being internally provided with a rechargeable battery connected to an inductive charging electronic circuit. Externally, it has a push-button and a voltage regulator illuminating a tricolor LED. All this in order to feed the internal resistance of the blade with more or less voltage, and to indicate, through the LED, a minimal, intermediate or maximum heating.

**[0009]** The charging base is one of a conventional inductive charging type that, with a lug for supporting the

knife by its handle, is connected to the electrical mains although having no electrical contact with the handle in order to minimize possible hazards arising from handling with wet or damp hands.

**[0010]** The following drawings and detailed description of one preferred embodiment of the inventor, considered as an inseparable part of this document, will enable us to understand the operation and the structure of the various components of the wireless knife for cutting and spreading cold food.

### Description of the drawings

**[0011]** To complete the description of the invention and for a better and easier understanding of the characteristics of the invention, drawings are attached that show the following:

Figure 1. - Shows a representation of a wireless knife for cutting and spreading cold food, with the metal cutting blade and the handle where the push-button, the regulator and the tricolor LED are installed.

**[0012]** The following items are indicated:

1. - handle
2. - push-button
4. - blade
7. - regulator
8. - tricolor Led

Figure 2. - Shows the view of the same knife with a schematic detail of the contents within the same. The following elements are indicated, in addition to those in the previous figure:

3. - heating resistance
5. - rechargeable battery
6. - threaded cap
9. - sheets of mica
10. - electronic control board
11. - secondary coil
12. - cavity

Figure 3. - Shows the knife assembly just before being coupled to the charging base. The following are indicated:

13. - charging base

14. - supporting lug

15. - primary coil

16. - cable

17. - Plug

#### Preferred embodiment of the invention

**[0013]** The wireless knife for cutting and spreading cold food (Figs. 1, 2 and 3) is a knife of standard appearance which is internally provided with a heating system that heats the blade at the time of use and which, in a preferred embodiment of the inventor, is composed of a blade (4) inside which a heating resistance (3) is installed, properly insulated from the electrical viewpoint by sheets of mica (9) or any other similar material. The blade (4) is integral with a handle (1), preferably made of plastic, anatomically shaped for a more comfortable and safe handling, internally provided with a rechargeable battery (5) that can be extracted thanks to the existence of a threaded cap (6) which is situated at the handle (1) at its furthest end from the blade (4) where a cavity (12) is provided, as can be seen in Figs. 2 and 3. The handle (1) further contains on its inside an electronic control board (10) and a secondary coil (11), having on its outside a push-button (2), a regulator (7) and a tricolor LED diode (8).

**[0014]** At those moments when not in use, the knife of the invention is placed on the charging base (13) (Fig.3), by coupling the lug (14) in the cavity (12) of the handle (1). Although the charging base (13) can be used as a simple holder, it must be connected to the mains, through the cable (16) with conventional plug (17), at the time in which it is desired to fill the charge of the battery (5) interacting in that way the primary coil (15) of the charging base (13) with the secondary coil (11) present in the handle (1).

**[0015]** The long-life rechargeable battery (5) is the one that supplies electric power to the heating resistance (3) when the push-button (2) is actuated, resulting in the heating of the blade (4) for an easy cutting of cold food or even frozen food.

**[0016]** As the temperature of such food can vary very much, the invention includes, in principle, three possibilities in heating the blade (4) by placing the regulator (7) at one end of its travel, at the opposite end or at the intermediate point, such positions causing the switching on of the tricolor LED (8) in one of its colors. For example, it could be arranged the green color of the tricolor LED (8) for a lower temperature position, yellow color for the middle position of the regulator (7) and red color for the opposite position of the regulator (7) that is the one that produces the highest heating.

**[0017]** With the above description of the various components of the inventive knife with its charging base, it is

easy to understand its mode of operation, always being controlled by the electronic control board (10).

**[0018]** The internal wiring of the different components will not be described as it is not characteristic of the invention although it meets, of course, those legal requirements established by the competent authority in this regard.

**[0019]** Briefly, it can be said that, when the rechargeable battery (5) is in the condition to be used, it is enough to remove the knife from the charging base (13), select the position of the regulator (7), press on the push-button (2) for a few seconds, and start cutting the food or the spreading process. If the heating is insufficient, it can be chosen to keep the push-button (2) pressed for a longer time or to change the position of the regulator (7) for more energetic heating.

**[0020]** It has been indicated that the handle (1) is made of plastic but it may be made of any other material that has enough strength and the required insulating characteristics. As for the blade (4), it is preferably made of stainless steel but any other metal could be used, such as titanium or a light alloy of high thermal conductivity.

**[0021]** The heating resistance (3) is made of common materials as the ones used in electric irons, with corresponding insulating materials to avoid any risk. In any case, it should be noted that risk, even with wet hands, is minimal if one takes into consideration the harmless power of the battery and the fact that the handling of the knife is always performed without any contact with the charging electrical mains.

**[0022]** It is not considered necessary to extend the content of this description for a person skilled in the art to understand its scope and the advantages derived from the invention, as well as to develop and implement the object thereof.

**[0023]** However, it should be understood that the invention has been described according to a preferred embodiment thereof, so it may be susceptible to modifications without implying any alteration of the scope of said invention, such modifications affecting to shape, size and/or manufacturing materials; that is, the terms in which this preferred description of the invention has been described should always be interpreted in a broad manner and without limitation.

#### Claims

1. A wireless knife for cutting and spreading cold food consisting of a knife of standard appearance internally provided with a heating system that heats the blade at the time of use, **characterized in that** it comprises a blade (4), preferably made of stainless steel, titanium or the like, inside which a heating element (3) is installed, insulated by sheets of mica (9) or any other similar material, a handle (1), preferably made of plastic and anatomically shaped, internally provided with a rechargeable battery (5) that

can be removed by means of a threaded cap (6) located at the at the handle (1) at its furthest end from the blade (4) where a cavity (12) is provided allowing the insertion of the knife in the supporting lug (14) of a charging base (13) connectable to the mains via a cable (16) and a plug (17). 5

2. A wireless knife for cutting and spreading cold food according to claim 1, **characterized in that** inside the handle (1) an electronic control board (10) and a secondary coil (11) are installed having on the outside a push-button (2), a regulator (7) and a tricolor LED diode (8). 10
3. A wireless knife for cutting and spreading cold foods according to one of the preceding claims, **characterized in that** the supporting lug (14) of charging base (13) has therein a primary coil (15) that induces the secondary coil (11) when said charging base (13) is connected to the mains. 15 20
4. A wireless knife for cutting and spreading cold food according to one of the preceding claims, **characterized in that** the regulator (7) can assume three positions defining different degrees of heating of the heating resistance (3) whose positions correspond to each of the three colors of the tricolor LED (8). 25

30

35

40

45

50

55

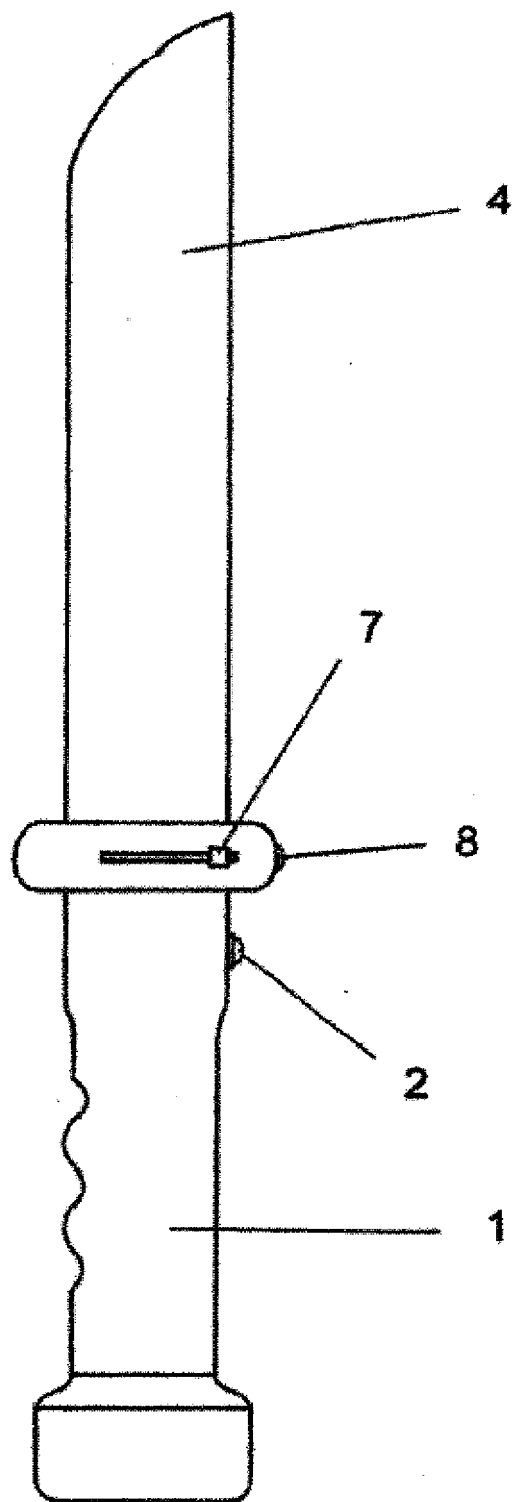


Figure 1

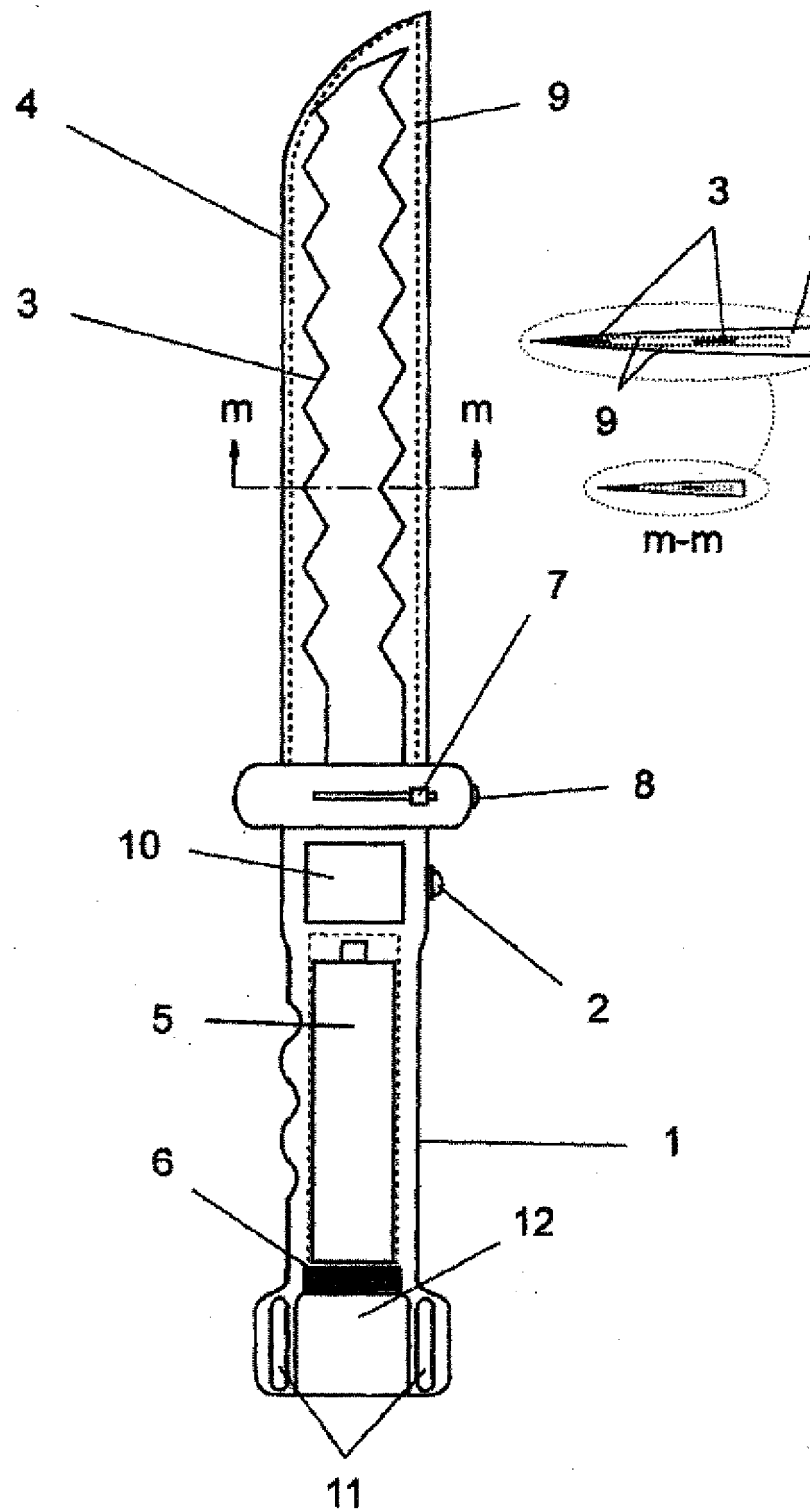


Figure 2

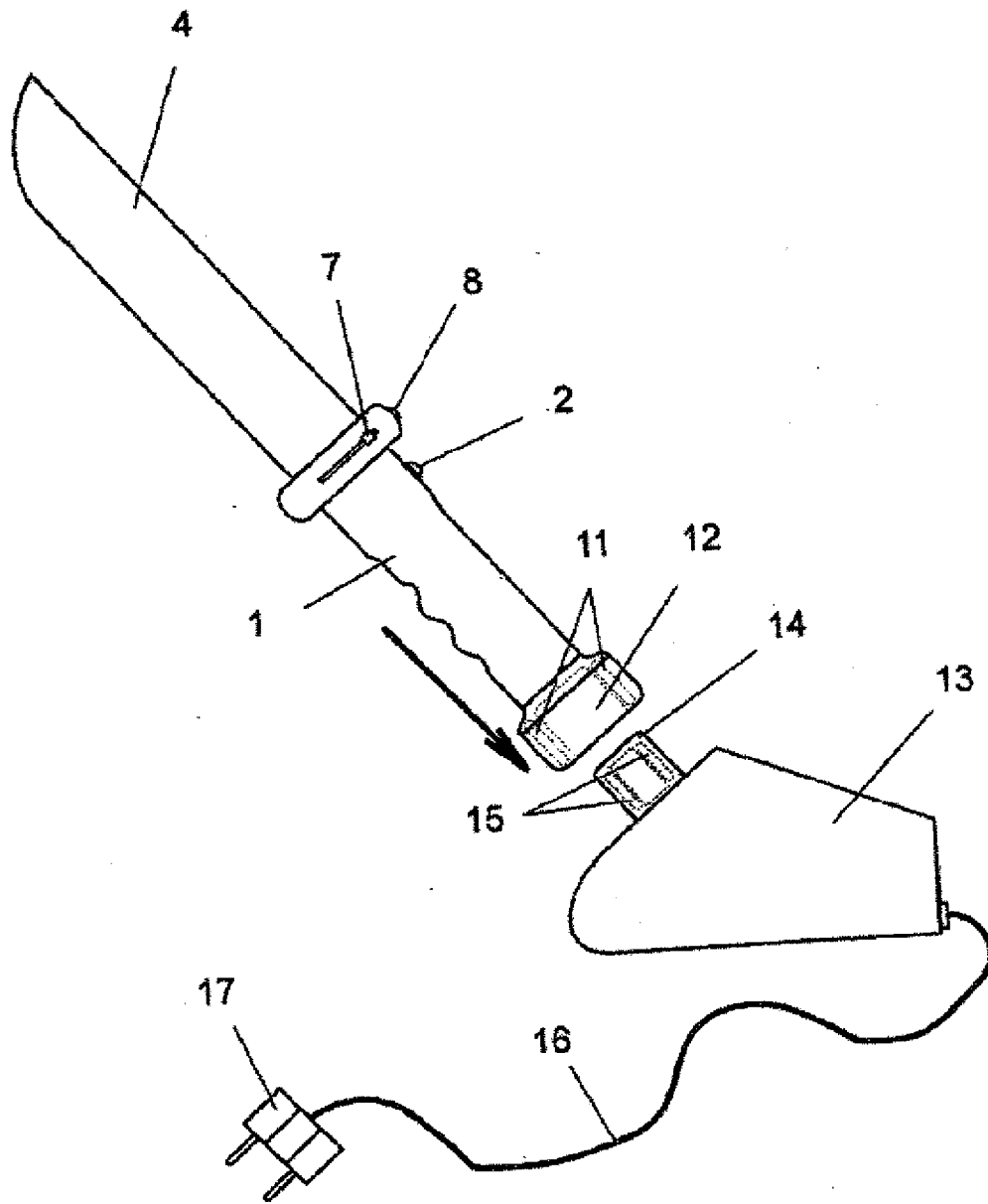


Figure 3

## INTERNATIONAL SEARCH REPORT

International application No.  
PCT/ES2015/000051

## A. CLASSIFICATION OF SUBJECT MATTER

**B26B3/00** (2006.01)

According to International Patent Classification (IPC) or to both national classification and IPC

## B. FIELDS SEARCHED

Minimum documentation searched (classification system followed by classification symbols)

**B26B**

Documentation searched other than minimum documentation to the extent that such documents are included in the fields searched

Electronic data base consulted during the international search (name of data base and, where practicable, search terms used)

EPODOC, INVENES, WPI

## C. DOCUMENTS CONSIDERED TO BE RELEVANT

Category*	Citation of document, with indication, where appropriate, of the relevant passages	Relevant to claim No.
X	WO 9526860 A1 (FILIPPI PAOLO) 12.10.1995, (the whole document)	1-4
Y	GB 2503370 A (SANTOS VALMIR JERONIMO DOS) 25.12.2013, (the whole document)	1-4
Y	GB 2228887 A (SHAHBAZI BABAK) 12.09.1990, (the whole document)	1-4

☐ Further documents are listed in the continuation of Box C.

☒ See patent family annex.

* Special categories of cited documents:	"T" later document published after the international filing date or priority date and not in conflict with the application but cited to understand the principle or theory underlying the invention
"A" document defining the general state of the art which is not considered to be of particular relevance.	
"E" earlier document but published on or after the international filing date	
"L" document which may throw doubts on priority claim(s) or which is cited to establish the publication date of another citation or other special reason (as specified)	"X" document of particular relevance; the claimed invention cannot be considered novel or cannot be considered to involve an inventive step when the document is taken alone
"O" document referring to an oral disclosure use, exhibition, or other means.	"Y" document of particular relevance; the claimed invention cannot be considered to involve an inventive step when the document is combined with one or more other documents, such combination being obvious to a person skilled in the art
"P" document published prior to the international filing date but later than the priority date claimed	"&" document member of the same patent family

Date of the actual completion of the international search  
27/05/2015

Date of mailing of the international search report  
(28/05/2015)

Name and mailing address of the ISA/

OFICINA ESPAÑOLA DE PATENTES Y MARCAS  
Paseo de la Castellana, 75 - 28071 Madrid (España)  
Facsimile No.: 91 349 53 04

Authorized officer  
M. Cumbreño Galindo

Telephone No. 91 3496880

Form PCT/ISA/210 (second sheet) (July 2009)



INTERNATIONAL SEARCH REPORT

International application No.

PCT/ES2015/000051

Information on patent family members

Patent document cited in the search report	Publication date	Patent family member(s)	Publication date
WO9526860 A1	12.10.1995	IT1272193 B ITRM940180 A1	30.09.1995 30.09.1995
GB2503370 A	25.12.2013	US2014123500 A1 BRMU9102446U U2 WO2013075191 A1	08.05.2014 25.03.2014 30.05.2013
GB2228887 A	12.09.1990	NONE	

Form PCT/ISA/210 (patent family annex) (July 2009)