

(19)



(11)

EP 3 199 045 B1

(12)

EUROPEAN PATENT SPECIFICATION

(45) Date of publication and mention
of the grant of the patent:
19.06.2019 Bulletin 2019/25

(51) Int Cl.:
A41D 13/012 ^(2006.01) **B63C 9/11** ^(2006.01)

(21) Application number: **16202253.7**

(22) Date of filing: **05.12.2016**

(54) **PADDLE SPORT GARMENT**

PADDELSPORTKLEIDUNGSSTÜCK

VÊTEMENT DE SPORT DE PAGAIE

(84) Designated Contracting States:
**AL AT BE BG CH CY CZ DE DK EE ES FI FR GB
GR HR HU IE IS IT LI LT LU LV MC MK MT NL NO
PL PT RO RS SE SI SK SM TR**

(30) Priority: **29.01.2016 GB 201601686**

(43) Date of publication of application:
02.08.2017 Bulletin 2017/31

(73) Proprietor: **Peak UK Kayaking Company Ltd
Darley Dale, Derbyshire DE4 2ER (GB)**

(72) Inventor: **Astles, Peter
Darley Dale, Derbyshire DE4 2ER (GB)**

(74) Representative: **Harrison, Scott David
Swindell & Pearson Limited
48 Friar Gate
Derby DE1 1GY (GB)**

(56) References cited:
**GB-A- 2 036 654 US-A- 5 823 839
US-A- 5 988 098 US-B1- 6 427 620**

EP 3 199 045 B1

Note: Within nine months of the publication of the mention of the grant of the European patent in the European Patent Bulletin, any person may give notice to the European Patent Office of opposition to that patent, in accordance with the Implementing Regulations. Notice of opposition shall not be deemed to have been filed until the opposition fee has been paid. (Art. 99(1) European Patent Convention).

Description

TECHNOLOGICAL FIELD

[0001] Embodiments of the invention relate to a paddle sport garment. In particular, they relate to a waterproof paddle sport garment for use in kayaking or canoeing.

BACKGROUND

[0002] When participating in paddle sports such as kayaking and canoeing, a person may, for example, wear a waterproof jacket and life jacket/personal flotation device (PFD) over the waterproof jacket. He may also use a spraydeck to prevent water from entering the kayak/canoe.

[0003] GB2036654 discloses a buoyancy aid for use in a canoe or kayak that combines the functions of a conventional life jacket and a conventional spraydeck.

BRIEF SUMMARY

[0004] According to various, but not necessarily all, embodiments of the invention there is provided a paddle sport garment, comprising: a harness including one or more straps arranged to extend around the torso of a wearer of the paddle sport garment; a main body portion including at least one buoyancy device, wherein the one or more straps extend into at least one buoyancy device in the main body portion, between a first portion of the at least one buoyancy device and a second portion of the at least one buoyancy device; first and second arm portions extending from the main body portion; and a spraydeck including a further buoyancy device.

[0005] The harness may comprise a fulcrum about which the one or more straps are tensioned. The fulcrum may be positioned between the first portion of the at least one buoyancy device and the second portion of the at least one buoyancy device.

[0006] At least one of the one or more straps may be arranged to extend around the abdomen and lower back of a wearer of the paddle sport garment. At least one of the straps may extend over the shoulders of a wearer of the paddle sport garment.

[0007] The at least one buoyancy device in the main body portion may be held captive between two portions of material. The at least one buoyancy device in the main body portion may be held captive by stitching. The at least one buoyancy device may be arranged to provide buoyancy at a front of the main body portion and at a rear of the main body portion.

[0008] The at least one buoyancy device may comprise a first buoyancy device at the front of the main body portion and a second buoyancy device at the rear of the main body portion. The first buoyancy device at the front of the main body portion may be held captive between two portions of material. The second buoyancy device at the rear of the main body portion may be held captive

between two portions of material. The first and second buoyancy devices in the main body portion may be held captive by stitching.

[0009] Each of the first and second arm portions may be arranged to substantially cover an upper arm of a wearer of the paddle sport garment by extending from a shoulder to substantially an elbow of a wearer of the paddle sport garment. Each of the first and second arm portions may be arranged to substantially cover an upper arm and a forearm of a wearer of the paddle sport garment by extending from a shoulder to substantially a wrist of a wearer of the paddle sport garment.

[0010] The spraydeck may be arranged to couple to a rim of an aperture of a boat, such that the spraydeck covers the cockpit. The spraydeck may comprise an elasticated cord for use in coupling the spraydeck to a rim of an aperture of a boat. The spraydeck may comprise a cover for covering an aperture of a boat. The boat may be a kayak or a canoe.

[0011] The further buoyancy device may be held captive between first and second layers of material. The first and second layers of material may be stitched together. The stitching may be blind stitching.

[0012] The paddle sport garment may further comprise a waterproof seal covering the stitching. The paddle sport garment may be watertight when the paddle sport garment is worn by a person and the spraydeck is coupled to a boat.

[0013] According to various, but not necessarily all, embodiments of the invention there is provided examples as claimed in the appended claims.

BRIEF DESCRIPTION

[0014] For a better understanding of various examples that are useful for understanding the detailed description, reference will now be made by way of example only to the accompanying drawings in which:

Fig. 1A illustrates a front view of a first embodiment of a paddle sport garment that has short sleeves;
 Fig. 1B illustrates a rear view of the paddle sport garment;
 Fig. 1C illustrates a perspective view of the paddle sport garment;
 Fig. 1D illustrates a side view of the paddle sport garment with a magnified view of a portion of a spraydeck of the garment;
 Figs. 2A & 2B illustrate a buoyancy device;
 Fig. 2C & 2D illustrate a further buoyancy device;
 Fig. 2E illustrates another buoyancy device;
 Fig. 3A illustrates a front view of the paddle sport garment with a portion cut away;
 Fig. 3B illustrates a rear view of the paddle sport garment with a portion cut away;
 Fig. 4A illustrates a front view of the paddle sport garment with a greater portion cut away than that in Fig. 3A;

Fig. 4B illustrates a rear view of the paddle sport garment with a greater portion cut away than that in Fig. 3B; and

Fig. 5 illustrates a front view of a second embodiment of the paddle sport garment that has long sleeves.

DETAILED DESCRIPTION

[0015] Embodiments of the invention relate to a paddle sport garment 10 that combines the functionality of a conventional waterproof jacket, a conventional life jacket/PFD and a conventional spraydeck.

[0016] The paddle sport garment 10 is intended for wear by a person when he is participating in a paddle sport such as kayaking or canoeing. The paddle sport garment 10 provides the functionality of a conventional waterproof jacket, a conventional life jacket/PFD and a conventional spraydeck in a slim physical arrangement, facilitating agile movement and speed. This may be particularly advantageous in a racing environment.

[0017] Figures 1A, 1B and 1C illustrate a front, rear and perspective views respectively of a first embodiment of the paddle sport garment 10 having short sleeves. The illustrated paddle sport garment 10 comprises a main body portion 12, a first arm portion 14, a second arm portion 16 and a spraydeck 30.

[0018] The main body portion 12 in the illustrated example is arranged to cover the torso of a wearer of the garment 10 including the wearer's chest, abdomen, back and shoulders. The first and second arm portions 14, 16 extend from the main body portion 12. Each of the first and second arm portions 14, 16 is arranged to substantially cover an upper arm of a wearer of the garment 10 by extending from a shoulder to substantially an elbow of the wearer. Each arm portion 14, 16 comprises an arm seal 42, 43 at its distal end. The arm seals 42, 43 are configured to grip an arm of a wearer of the garment 10 to prevent water from entering the garment 10. In this example, the arm seals 42, 43 are arranged to be positioned just above the elbows of a wearer. Each of the arm seals may, for example, be made from latex or neoprene.

[0019] The main body portion 12 has a neck seal 41. The neck seal 41 is configured to grip the neck of a wearer of the garment 10 to prevent water from entering the garment 10. The neck seal 41 may, for example, be made from latex or neoprene.

[0020] The outer surface of the main body 12 and the arm portions 14, 16 may be formed from one or more waterproof materials (that is, one or more materials which is/are impervious to water), such as polyester, nylon or a combination of polyester and spandex. The one or more waterproof materials might be stretchable.

[0021] The main body portion 12 of the garment comprises at least one buoyancy device each of which may, for example, be made from flotation foam. In the illustrated example, the main body portion 12 comprises a first buoyancy device 13a that is arranged to be positioned

at the front of a wearer of the garment 10 and a second buoyancy device 13b that is arranged to be positioned at the rear of a wearer of the garment 10.

[0022] The first buoyancy device 13a may be held captive between two portions of material (for example, by stitching which attaches the portions of material together) at the front of the main body portion 12. The second buoyancy device 13b may be held captive between two portions of material (for example, by stitching which attaches the two portions of material together) at the rear of the main body portion 12.

[0023] The paddle sport garment 10 may further comprise a harness 20 that enables the garment 10 to be secured to a wearer. The harness 20 comprises a plurality of straps 21-25 that are arranged to extend around the torso of a wearer of the garment 10. The harness 20 advantageously provides the garment 10 with additional strength and enables the garment 10 to meet the ISO 12402-5 safety standard relating to a PFD. In accordance with the standard, the harness 20 is able to withstand a horizontal load of 2000N and a vertical load of 750N. The straps 21-25 may be formed from a woven material, such as nylon, polyester or polypropylene webbing.

[0024] The main body portion 12 includes a plurality of apertures/slots 51a-51l which provide entry and exit points in the main body 12 for straps 21-23 of the harness 20. The apertures 51a-51l may, for example, be surrounded by a flexible plastics material that prevents/mitigates ripping from the aperture. For example, the apertures 51a-51l may be formed in a block of flexible plastics material.

[0025] Each aperture/slot 51a-51l has a two-dimensional shape that corresponds with the cross-sectional profile (i.e. the width and depth) of a strap 21-23, such that the relevant strap 21-23 may pass through the aperture 51a-51l and into the main body portion 12 of the garment 10. Six apertures 51a, 51b, 51e, 51f, 51i, 51j are positioned at the front of the main body portion 12 of the garment and six apertures 51c, 51d, 51g, 51h, 51k, 51l are positioned at the rear of the main body portion 12 of the garment.

[0026] A first strap 21 of the harness 20 is arranged to extend over the shoulders of a wearer of the garment 10. Second and third straps 22, 23 of the harness 20 are arranged to extend around the abdomen and lower back of a wearer of the garment 10. First and second adjustable, releasable buckles 52a, 52b are provided on the second and third straps 22, 23 to enable the second and third straps 22, 23 to be adjusted for size. The harness 20 is described in more detail below in relation to figures 3A to 4B.

[0027] The spraydeck 30 comprises a buoyancy device 37 and is arranged to couple to a rim of a cockpit of a boat, such as a canoe or a kayak. The spraydeck 30 comprises an upper portion 31 and a lower portion 32. The upper portion 31 of the spraydeck 30 may be arranged to surround the pelvis of a wearer. The dotted line designated with the reference numeral 35 indicates

where the upper portion 31 of the spraydeck 30 is attached to the main body portion 12, for example by stitching. The upper portion 31 of the spraydeck 30 may, for example, be formed from neoprene.

[0028] The lower portion 32 of the spraydeck 30 is a skirt/cover that has a front portion 32a and a rear portion 32b. An elasticated shockcord 33 extends around the perimeter of the cover 32. The elasticated cord 33 is configured to grip the rim of a cockpit of a boat, such as a canoe or a kayak, in order to couple the spraydeck 30 to the boat, such that the cover 32 covers the cockpit of the boat and prevents water from entering the boat via the cockpit. The paddle sport garment 10 is watertight when it is worn by a person and the spraydeck 30 is coupled to a boat. A release strap 34 extends from the front portion 32a and enables a wearer of the garment to uncouple the spraydeck 30 from a boat to which it is attached by gripping and pulling the release strap 34.

[0029] Fig. 1D illustrates a side view of the paddle sport garment 10 with a magnified view of the lower portion 32 of the spraydeck 30. The lower portion 32 of the spraydeck 30 comprises a first, upper layer of material 39 and a second, lower layer of material 38. Each of the first and second layers of material 38, 39 may be made from a waterproof material (that is, a material which is impervious to water). For example, the first layer of material 39 may be formed from neoprene and the second layer of material 38 may be formed from polyester or nylon.

[0030] The buoyancy device 37 of the spraydeck 30 is positioned between the first layer of material 39 and the second layer of material 38, such that it is held captive between the two layers of material 38, 39. Stitching 36 attaches the two layers of material 38, 39 together. In some examples, the stitching 36 is blind stitching that does not pass through the first layer of material 39 completely in order to maintain that material's impermeability to water. The stitching 36 may also be covered by a seal at the underside of the first layer 39 in order to maintain impermeability.

[0031] Figs. 2A and 2B illustrates an example of a first buoyancy device 13a that is provided in the main body portion 12 of the paddle sport garment 10, in front of the wearer. Fig. 2A illustrates a plan view and fig. 2B illustrates a side view. In this example, the first buoyancy device 13a includes a first portion 131a and a second portion 132a. The first and second portions 131a, 132a may be separable parts.

[0032] Figs. 2C and 2D illustrates an example of a second buoyancy device 13b that is provided in the main body portion 12 of the paddle sport garment 10, at the rear of the wearer. Fig. 2C illustrates a plan view and fig. 2D illustrates a side view. In this example, the second buoyancy device 13b includes a first portion 131b and a second portion 132b. The first and second portions 131b, 132b may be separable parts. In this example, the second buoyancy device 13b is larger than the first buoyancy device 13a.

[0033] Figs. 2E illustrates a plan view of the buoyancy device 37 provided in the spraydeck 30 which may, for example, be made from flotation foam.

[0034] In circumstances where a given level of buoyancy is to be provided by the garment 10 (e.g. to meet a standard, such as the ISO 12402-5 safety standard relating to a PFD), the presence of a buoyancy device 37 in the spraydeck 30 enables the volume of the buoyancy devices 13a, 13b in the main body portion 12 to be reduced in size, relative to a situation in which the buoyancy device 37 were not present in the spraydeck 30.

[0035] For instance, the thickness of the first and second buoyancy devices 13a, 13b may be in the region of 20mm. In contrast, typically, in a conventional PFD, flotation foam having a thickness of 40-50mm is provided in front of the wearer and flotation foam having a thickness of 30-40mm is provided at the rear of the wearer.

[0036] The relatively slim nature of the main body portion 12 of the garment facilitates agile movement and speed without jeopardizing safety, which is particularly advantageous in a racing environment.

[0037] Figs. 3A and 3B illustrate front and rear views of the paddle sport garment 10 respectively with a portion cut away. The portion that has been cut away reveals a part of the harness 20 that cannot be seen in Figs. 1A, 1B and 1C. Figs. 4A and 4B illustrate a front view and a rear view of the paddle sport garment 10 respectively with a greater portion cut away than that in Figs. 3A and 3B.

[0038] Figs. 3A to 4B have been provided to illustrate the interconnection between the straps 21-25 of the harness 20. The first strap 21 is arranged to extend over a first shoulder of a wearer of the garment 10 and to enter the main body portion 12 of the garment at the front of the garment 10 via a first aperture 51a. After the first strap 21 has entered the main body portion 12 via the first aperture 51a it extends in front of the wearer's chest, between the first portion 131 of the first buoyancy device 13a and the second portion 132 of the first buoyancy device 13a, such that it is sandwiched between the two portions 131, 132 of the first buoyancy device 13a.

[0039] The first strap 21 then extends around a first fulcrum 80a, about which it is tensioned, and exits the main body portion 12 at the front of the garment 10 via a second aperture 51b. The first strap 21 then extends in front of the wearer's chest and over the second shoulder of the wearer before re-entering the main body portion 12 of the garment 10 at a third aperture 51c at the rear of the main body portion 12 of the garment 10. After the first strap 21 has re-entered the main body portion 12 via the third aperture 51c it extends between the first portion 131 of the second buoyancy device 13b and the second portion 132 of the second buoyancy device 13b, such that it is sandwiched between the two portions 131, 132 of the second buoyancy device 13b.

[0040] The first strap 21 then extends around a second fulcrum 80b, about which it is tensioned. The first strap 21 doubles back on itself, at least to some extent, about

the second fulcrum 80b, which enables the first strap 21 to be attached to itself (for example, by sewing) to form a closed loop. After the first strap 21 has doubled back on itself, it exits the main body portion 12 at the rear of the garment 10 via a fourth aperture 51d and extending over the first shoulder of the wearer of the garment 10.

[0041] In the illustrated example, each of the first and second fulcrums 80a, 80b is a metal ring. The first fulcrum 80a is sandwiched between the first and second portions 131, 132 of the first buoyancy device 131 in the illustrated example. The second fulcrum 80b is sandwiched between the first and second portions 131, 132 of the second buoyancy device 13b in the illustrated example. An advantage of a portion 131 of each buoyancy aid 13a, 13b being positioned between the wearer and a portion of the straps 21-23 and the fulcrums 80a, 80b is increased comfort for the wearer, because the portions 131 of the buoyancy devices 13a, 13b provide a cushion.

[0042] The second and third straps 22, 23 of the harness 20 are arranged to extend around the abdomen and lower back of a wearer of the garment 10. The second strap 22 is arranged to enter the main body portion 12 of the garment 10 at a fifth aperture 51e. After the second strap 22 has entered the main body portion 12 via the fifth aperture 51e it extends in front of the wearer's abdomen, between the first portion 131 of the first buoyancy device 13a and the second portion 132 of the first buoyancy device 13a, such that it is sandwiched between the two portions 131, 132 of the first buoyancy device 13a. The second strap 22 then extends around the first fulcrum 80a, about which it is tensioned, and then reverses direction in front of the wearer's abdomen before exiting the main body portion 12 at the front of the main body portion 12 via a sixth aperture 51f. The second strap 22 then extends around a side of the wearer before re-entering the main body portion 12 of the garment 10 at a seventh aperture 51g at the rear of the main body portion 12 of the garment 10. The second strap 22 then reverses direction behind the lower back of the wearer of the garment 10, between the first portion 131 of the second buoyancy device 13b and the second portion 132 of the second buoyancy device 13b, such that it is sandwiched between the two portions 131, 132 of the second buoyancy device 13b.

[0043] The second strap 22 then extends around the second fulcrum 80b, about which it is tensioned. The second strap 22 doubles back on itself, at least to some extent, about the second fulcrum 80b, which enables the second strap 22 to be attached to itself (for example, by sewing) to form a closed loop. After the second strap 22 has doubled back on itself, it extends behind the lower back of the wearer of the garment 10, before exiting the main body portion 12 at the rear of the garment 10 via an eighth aperture 51h. The second strap 22 is then connected to the first releasable buckle 52a. For example, the second strap 22 may comprise a closed loop on one side of the buckle 52a, formed by sewing an end of the second strap 22 onto itself, in order to enable the second

strap 22 to connect to a first attachment portion of the buckle 52a. The second strap 22 may be threaded around a second attachment portion on the other side of the buckle 52a in a manner that enables the length of the second strap 22 to be adjusted for comfort, size and safety.

[0044] The third strap 23 is arranged to enter the main body portion 12 of the garment 10 at a ninth aperture 51i. After the third strap 23 has entered the main body portion 12 via the ninth aperture 51i it extends in front of the wearer's abdomen, between the first portion 131 of the first buoyancy device 13a and the second portion 132 of the first buoyancy device 13a, such that it is sandwiched between the two portions 131, 132 of the first buoyancy device 13a. The third strap 23 then extends around the first fulcrum 80a, about which it is tensioned, and then reverses direction in front of the wearer's abdomen before exiting the main body portion 12 at the front of the main body portion 12 via a tenth aperture 51j. The third strap 23 then extends around a side of the wearer before re-entering the main body portion 12 of the garment 10 at an eleventh aperture 51k at the rear of the main body portion 12 of the garment 10. The third strap 23 then extends behind the lower back of the wearer of the garment 10 between the first portion 131 of the second buoyancy device 13b and the second portion 132 of the second buoyancy device 13b, such that it is sandwiched between the two portions 131, 132 of the second buoyancy device 13b.

[0045] The third strap 23 then extends around the second fulcrum 80b, about which it is tensioned. The third strap 23 doubles back on itself, at least to some extent, about the second fulcrum 80b, which enables the third strap 23 to be attached to itself (for example, by sewing) to form a closed loop. After the third strap 23 has doubled back on itself, it extends behind the lower back of the wearer of the garment 10, before exiting the main body portion 12 at the rear of the garment 10 via a twelfth aperture 51l. The third strap 23 is then connected to the second releasable buckle 52b. For example, the third strap 23 may comprise a closed loop on one side of the buckle 52b, formed by sewing an end of the third strap 23 onto itself, in order to enable the third strap 23 to connect to a first attachment portion of the buckle 52b. The third strap 23 may be threaded around a second attachment portion on the other side of the buckle 52b in a manner that enables the length of the third strap 23 to be adjusted for comfort, size and safety.

[0046] Figure 5 illustrates a second embodiment of the paddle support garment 10. The paddle support garment 10 illustrated in figure 5 is the same as the first embodiment illustrated in figures 1A to 4B, except that it has long sleeves rather than short sleeves. That is, each of the first and second arm portions 14, 16 is arranged to substantially cover an upper arm and a forearm of a wearer of the paddle support garment 10 by extending from a shoulder to substantially a wrist of the wearer of the paddle support garment 10. The arm seals 42, 43, which

might be made from latex or neoprene, are arranged to be positioned at the wrists of a wearer in this embodiment.

[0047] The harness 20 further comprises fourth and fifth straps 24, 25 that are positioned at the front and the rear of the main body portion 12 of the garment 10 respectively. In this example the outer surface of the main body 12 covers both the fourth strap 24 and the fifth strap 25, such that they cannot be seen in figures 1A to 1C.

[0048] The fourth strap 24 is coupled to the first fulcrum 80a and attached to the (upper portion 31 of the) spraydeck 30, connecting the harness 20 to the spraydeck 30. In some examples, the fourth strap 24 may double back on itself about the first fulcrum 80a and be attached to the upper portion 31 of the spraydeck 30 at two positions. In other examples, the fourth strap 24 may comprise a closed loop which couples it to the first fulcrum 80a, and may be attached to the upper portion 31 of the spraydeck 30 at only a single position.

[0049] The fifth strap 25 is coupled to the second fulcrum 80b and attached to the (upper portion 31 of the) spraydeck 30, connecting the harness 20 to the spraydeck 30. In some examples, the fifth strap 25 may double back on itself about the second fulcrum 80b and be attached to the upper portion 31 of the spraydeck 30 at two positions. In other examples, the fifth strap 25 may comprise a closed loop which couples it to the second fulcrum 80b, and may be attached to the upper portion 31 of the spraydeck 30 at only a single position.

[0050] Although embodiments of the present invention have been described in the preceding paragraphs with reference to various examples, it should be appreciated that modifications to the examples given can be made without departing from the scope of the invention as claimed. For example, one or both of the fulcrums 80a, 80b could be of a shape that is different from a ring, and may not be made from metal. For instance, the fulcrums 80a, 80b could instead be made from a plastics material.

[0051] Features described in the preceding description may be used in combinations other than the combinations explicitly described.

[0052] Although functions have been described with reference to certain features, those functions may be performable by other features whether described or not.

[0053] Although features have been described with reference to certain embodiments, those features may also be present in other embodiments whether described or not.

[0054] Whilst endeavoring in the foregoing specification to draw attention to those features of the invention believed to be of particular importance it should be understood that the applicant claims protection in respect of any patentable feature or combination of features hereinbefore referred to and/or shown in the drawings whether or not particular emphasis has been placed thereon.

Claims

1. A paddle sport garment (10), comprising:

5 a harness (20) including one or more straps (21-25) arranged to extend around the torso of a wearer of the paddle sport garment (10);
 a main body portion (12) including at least one buoyancy device (13a, 13b), wherein the one or more straps (21-25) extend into at least one buoyancy device (13a, 13b) in the main body portion (12), between a first portion (131a; 131b) of the at least one buoyancy device (13a, 13b) and a second portion (132a; 132b) of the at least one buoyancy device (13a, 13b);
 10 first and second arm portions (14, 16) extending from the main body portion (12); and
 a spraydeck (30) including a further buoyancy device (37).

2. The paddle sport garment (10) as claimed in claim 1, wherein the harness (20) comprises a fulcrum (80a; 80b) about which the one or more straps (21-25) are tensioned.

3. The paddle sport garment (10) as claimed in claim 2, wherein the fulcrum (80a, 80b) is positioned between the first portion (131a; 131b) of the at least one buoyancy device (13a; 13b) and the second portion (132a; 132b) of the at least one buoyancy device (13a, 13b).

4. The paddle sport garment (10) as claimed in any of claims 2 to 5, wherein at least one of the one or more straps (22, 23) is arranged to extend around the abdomen and lower back of a wearer of the paddle sport garment (10).

5. The paddle sport garment (10) as claimed in any of claims 2 to 6, wherein at least one of the one or more straps (21) extends over the shoulders of a wearer of the paddle sport garment (10).

6. The paddle sport garment (10) as claimed in any of the preceding claims, wherein the at least one buoyancy device (13a, 13b) in the main body portion (12) is held captive between two portions of material.

7. The paddle sport garment (10) as claimed in any of the preceding claims, wherein the at least one buoyancy device (13a, 13b) is arranged to provide buoyancy at a front of the main body portion and at a rear of the main body portion.

8. The paddle sport garment (10) as claimed in claim 7, wherein the at least one buoyancy device comprises a first buoyancy device (13a) at the front of the main body portion (12) and a second buoyancy

device (13b) at the rear of the main body portion (12).

9. The paddle sport garment (10) as claimed in claim 8, wherein the first buoyancy device (13a) at the front of the main body portion (12) is held captive between two portions of material, and the second buoyancy device (13b) at the rear of the main body portion (12) is held captive between two portions of material.
10. The paddle sport garment (10) as claimed in any of the preceding claims, wherein each of the first and second arm portions (14, 16) is arranged to substantially cover an upper arm of a wearer of the paddle sport garment (10) by extending from a shoulder to substantially an elbow of a wearer of the paddle sport garment (10).
11. The paddle sport garment (10) as claimed in any of the preceding claims, wherein each of the first and second arm portions (14, 16) is arranged to substantially cover an upper arm and a forearm of a wearer of the paddle sport garment (10) by extending from a shoulder to substantially a wrist of a wearer of the paddle sport garment (10).
12. The paddle sport garment (10) of any of the preceding claims, wherein the spraydeck (30) is arranged to couple to a rim of an aperture of a boat, such that the spraydeck (30) covers the cockpit.
13. The paddle sport garment (10) of any of the preceding claims, wherein the further buoyancy device (37) is held captive between first and second layers of material.

Patentansprüche

1. Paddel-Sportbekleidung (10), umfassend:

ein Gurtzeug (20) mit einem oder mehreren Gurten (21-25), die so angeordnet sind, dass sie sich um den Torso eines Trägers der Paddel-Sportbekleidung (10) erstrecken;
einen Hauptkörperabschnitt (12), der mindestens eine Auftriebsvorrichtung (13a, 13b) aufweist, wobei sich die einen oder mehreren Gurte (21-25) in mindestens eine Auftriebsvorrichtung (13a, 13b) im Hauptkörperabschnitt (12) erstrecken, zwischen einem ersten Abschnitt (131a; 131b) der mindestens einen Auftriebsvorrichtung (13a, 13b) und einem zweiten Abschnitt (132a; 132b) der mindestens einen Auftriebsvorrichtung (13a, 13b);
erste und zweite Armabschnitte (14, 16), die sich von dem Hauptkörperabschnitt erstrecken. (12);
und
eine Spritzdecke (30) mit einer weiteren Auf-

triebsvorrichtung (37) .

2. Paddel-Sportbekleidung (10) nach Anspruch 1, **dadurch gekennzeichnet, dass** das Gurtzeug (20) einen Drehpunkt (80a; 80b) umfasst, um den herum die einen oder mehreren Gurte (21-25) gespannt sind.
3. Paddel-Sportbekleidung (10) nach Anspruch 2, **dadurch gekennzeichnet, dass** der Drehpunkt (80a, 80b) zwischen dem ersten Abschnitt (131a; 131b) der mindestens einen Auftriebsvorrichtung (13a; 13b) und dem zweiten Abschnitt (132a; 132b) der mindestens einen Auftriebsvorrichtung (13a, 13b) angeordnet ist.
4. Paddel-Sportbekleidung (10) nach einem der Ansprüche 2 bis 5, **dadurch gekennzeichnet, dass** mindestens einer der einen oder mehreren Gurte (22, 23) so angeordnet ist, dass er sich um den Bauch und den unteren Rücken eines Trägers der Paddel-Sportbekleidung (10) erstreckt.
5. Paddel-Sportbekleidung (10) nach einem der Ansprüche 2 bis 6, **dadurch gekennzeichnet, dass** sich mindestens einer der einen oder mehreren Gurte (21) über die Schultern eines Trägers der Paddel-Sportbekleidung (10) erstreckt.
6. Paddel-Sportbekleidung (10) nach einem der vorhergehenden Ansprüche, **dadurch gekennzeichnet, dass** die mindestens eine Auftriebsvorrichtung (13a, 13b) im Hauptkörperabschnitt (12) zwischen zwei Materialabschnitten unverlierbar gehalten wird.
7. Paddel-Sportbekleidung (10) nach einem der vorhergehenden Ansprüche, **dadurch gekennzeichnet, dass** die mindestens eine Auftriebsvorrichtung (13a, 13b) angeordnet ist, um Auftrieb an einer Vorderseite des Hauptkörperabschnitts und an einer Rückseite des Hauptkörperabschnitts bereitzustellen.
8. Paddel-Sportbekleidung (10) nach Anspruch 7, **dadurch gekennzeichnet, dass** die mindestens eine Auftriebsvorrichtung eine erste Auftriebsvorrichtung (13a) an der Vorderseite des Hauptkörperabschnitts (12) und eine zweite Auftriebsvorrichtung (13b) an der Rückseite des Hauptkörperabschnitts (12) umfasst.
9. Paddel-Sportbekleidung (10) nach Anspruch 8, **dadurch gekennzeichnet, dass** die erste Auftriebsvorrichtung (13a) an der Vorderseite des Hauptkörperabschnitts (12) zwischen zwei Materialabschnitten unverlierbar gehalten wird und die zweite Auftriebsvorrichtung (13b) an der Rückseite des Hauptkörperabschnitts (12) zwischen zwei Materialab-

schnitten unverlierbar gehalten wird.

10. Paddel-Sportbekleidung (10) nach einem der vorhergehenden Ansprüche, **dadurch gekennzeichnet, dass** jeder der ersten und zweiten Armabschnitte (14, 16) so angeordnet ist, dass er im Wesentlichen einen Oberarm eines Trägers der Paddel-Sportbekleidung (10) bedeckt, indem er sich von einer Schulter zu im Wesentlichen einem Ellbogen eines Trägers der Paddel-Sportbekleidung (10) erstreckt. 5
11. Paddel-Sportbekleidung (10) nach einem der vorhergehenden Ansprüche, **dadurch gekennzeichnet, dass** jeder der ersten und zweiten Armabschnitte (14, 16) so angeordnet ist, dass er im Wesentlichen einen Oberarm und einen Unterarm eines Trägers der Paddel-Sportbekleidung (10) bedeckt, indem er sich von einer Schulter zu im Wesentlichen einem Handgelenk eines Trägers der Paddel-Sportbekleidung (10) erstreckt. 10
12. Paddel-Sportbekleidung (10) nach einem der vorhergehenden Ansprüche, **dadurch gekennzeichnet, dass** die Spritzdecke (30) so angeordnet ist, dass sie mit einem Rand einer Bootsöffnung gekoppelt ist, sodass die Spritzdecke (30) das Cockpit bedeckt. 15
13. Paddel-Sportbekleidung (10) nach einem der vorhergehenden Ansprüche, **dadurch gekennzeichnet, dass** die weitere Auftriebsvorrichtung (37) zwischen einer ersten und einer zweiten Materialschiicht unverlierbar gehalten wird. 20

Revendications

1. Vêtement de sport de pagaie (10) comprenant : 30

un harnais (20) comprenant une ou plusieurs sangles (21-25) agencées pour s'étendre autour du torse d'un porteur du vêtement de sport de pagaie (10) ;

une partie de corps principal (12) comprenant au moins un dispositif de flottabilité (13a, 13b), dans lequel lesdites une ou plusieurs sangles (21-25) s'étendent dans au moins un dispositif de flottabilité (13a, 13b) dans la partie de corps principale (12), entre une première partie (131a ; 131b) dudit au moins un dispositif de flottabilité (13a, 13b) et une seconde partie (132a ; 132b) dudit au moins un dispositif de flottabilité (13a, 13b) ;

des première et seconde parties de bras (14, 16) s'étendant depuis la partie de corps principale (12) ; et

une jupette (30) comprenant un autre dispositif 35

de flottabilité (37).

2. Vêtement de sport de pagaie (10) selon la revendication 1, dans lequel le harnais (20) comprend un point d'appui (80a ; 80b) autour duquel lesdites une ou plusieurs sangles (21-25) sont tendues.
3. Vêtement de sport de pagaie (10) selon la revendication 2, dans lequel le point d'appui (80a, 80b) est positionné entre la première partie (131a ; 131b) dudit au moins un dispositif de flottabilité (13a, 13b) et la seconde partie (132a ; 132b) dudit au moins un dispositif de flottabilité (13a, 13b).
4. Vêtement de sport de pagaie (10) selon l'une quelconque des revendications 2 à 5, dans lequel au moins une desdites au moins une ou plusieurs sangles (22, 23) est agencée pour s'étendre autour de l'abdomen et du bas du dos d'un porteur du vêtement de sport de pagaie (10).
5. Vêtement de sport de pagaie (10) selon l'une quelconque des revendications 2 à 6, dans lequel au moins une desdites une ou plusieurs sangles (21) s'étend sur les épaules d'un porteur du vêtement de sport de pagaie (10).
6. Vêtement de sport de pagaie (10) selon l'une quelconque des revendications précédentes, dans lequel ledit au moins un dispositif de flottabilité (13a, 13b) dans la partie de corps principale (12) est maintenu captif entre deux parties de matériau.
7. Vêtement de sport de pagaie (10) selon l'une quelconque des revendications précédentes, dans lequel ledit au moins un dispositif de flottabilité (13a, 13b) est agencé pour fournir une flottabilité à l'avant de la partie de corps principale et à l'arrière de la partie de corps principal.
8. Vêtement de sport de pagaie (10) selon la revendication 7, dans lequel ledit au moins un dispositif de flottabilité comprend un premier dispositif de flottabilité (13a) à l'avant de la partie de corps principale (12) et un second dispositif de flottabilité (13b) à l'arrière de la partie de corps principal (12).
9. Vêtement de sport de pagaie (10) selon la revendication 8, dans lequel le premier dispositif de flottabilité (13a) à l'avant de la partie de corps principale (12) est maintenu captif entre deux parties de matériau, et le second dispositif de flottabilité (13b) à l'arrière de la partie principale du corps (12) est maintenu captif entre deux parties de matériau.
10. Vêtement de sport de pagaie (10) selon l'une quelconque des revendications précédentes, dans lequel chacune des première et seconde parties de 40

bras (14, 16) est agencée pour recouvrir sensiblement le haut du bras d'un porteur du vêtement de sport de pagaie (10) en s'étendant depuis une épaule sensiblement jusqu'au coude du porteur du vêtement de sport de pagaie (10).

5

11. Vêtement de sport de pagaie (10) selon l'une quelconque des revendications précédentes, dans lequel chacune des première et seconde parties de bras (14, 16) est agencée pour recouvrir sensiblement un bras et un avant-bras du porteur du vêtement de sport de pagaie (10) en s'étendant depuis l'épaule sensiblement jusqu'au poignet du porteur du vêtement de sport de pagaie (10).

10

15

12. Vêtement de sport de pagaie (10) selon l'une quelconque des revendications précédentes, dans lequel la jupette (30) est agencée pour se coupler à un bord d'une ouverture d'une embarcation, de telle sorte que la jupette (30) recouvre le cockpit.

20

13. Vêtement de sport de pagaie (10) selon l'une quelconque des revendications précédentes, dans lequel un autre dispositif de flottabilité (37) est retenu captif entre les première et seconde couches de matériau.

25

30

35

40

45

50

55

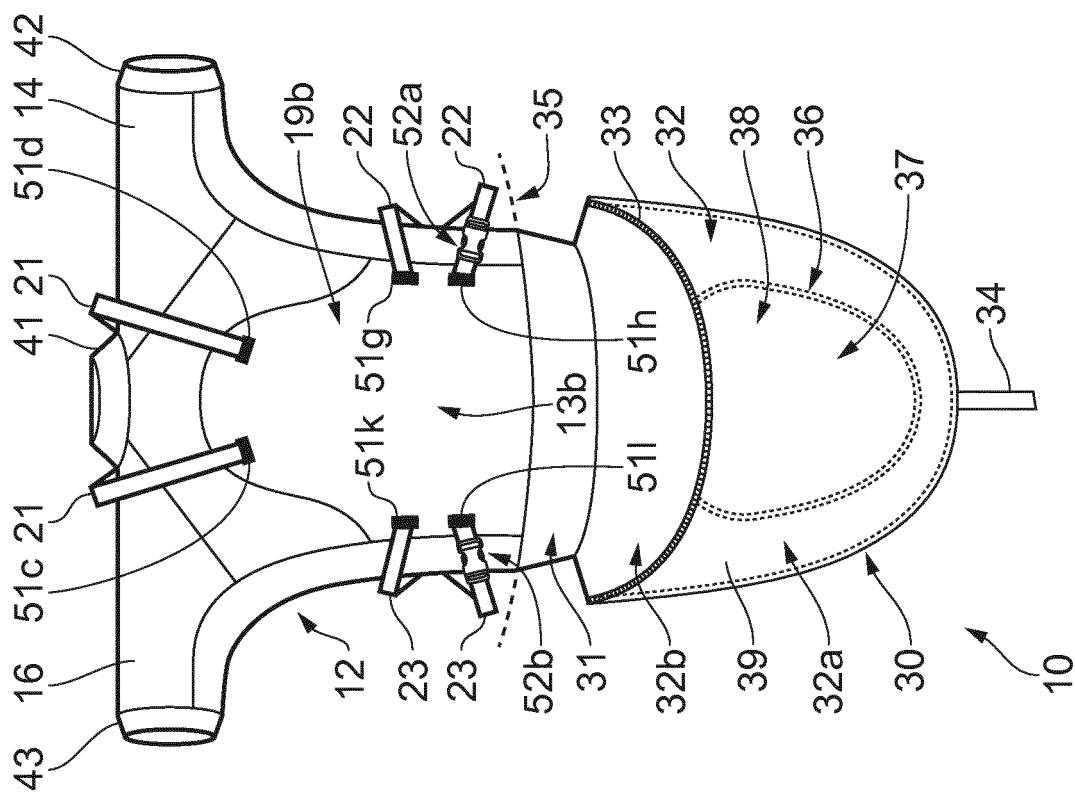


FIG. 1B

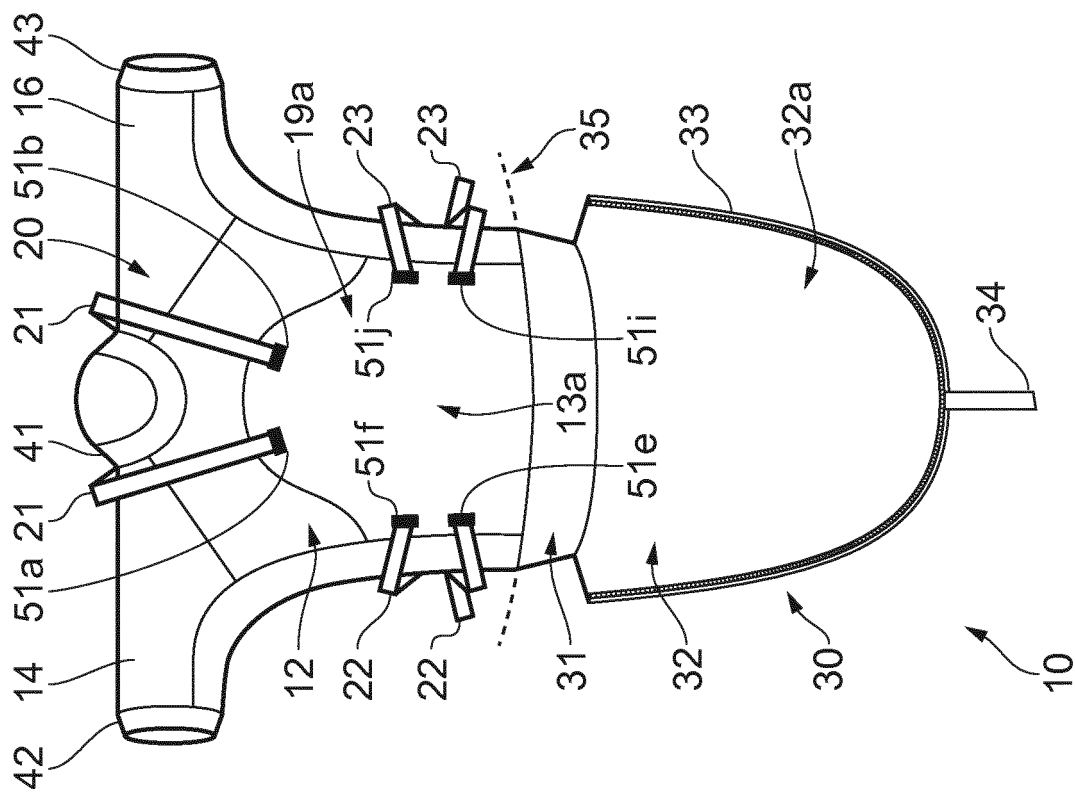


FIG. 1A

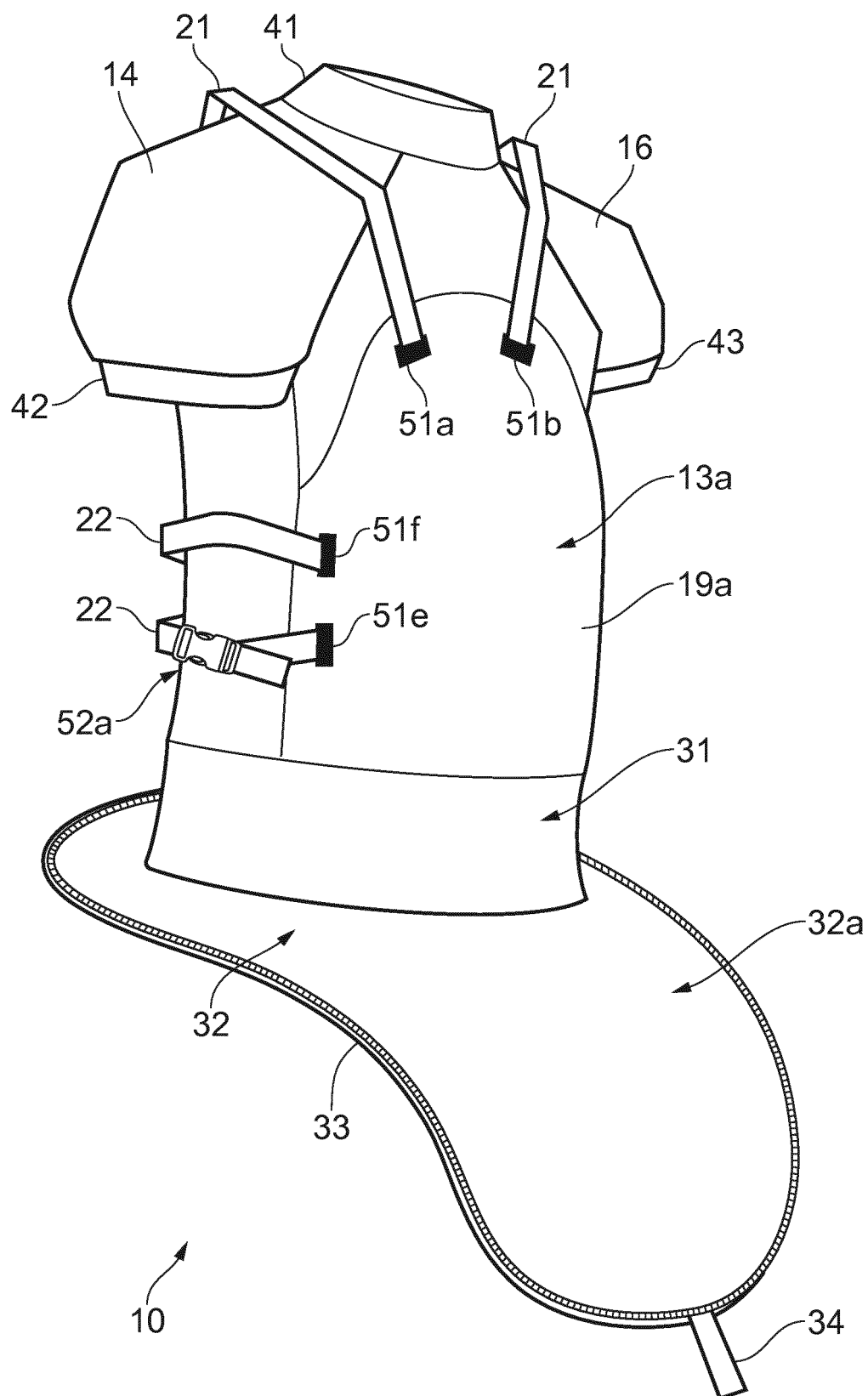


FIG. 1C

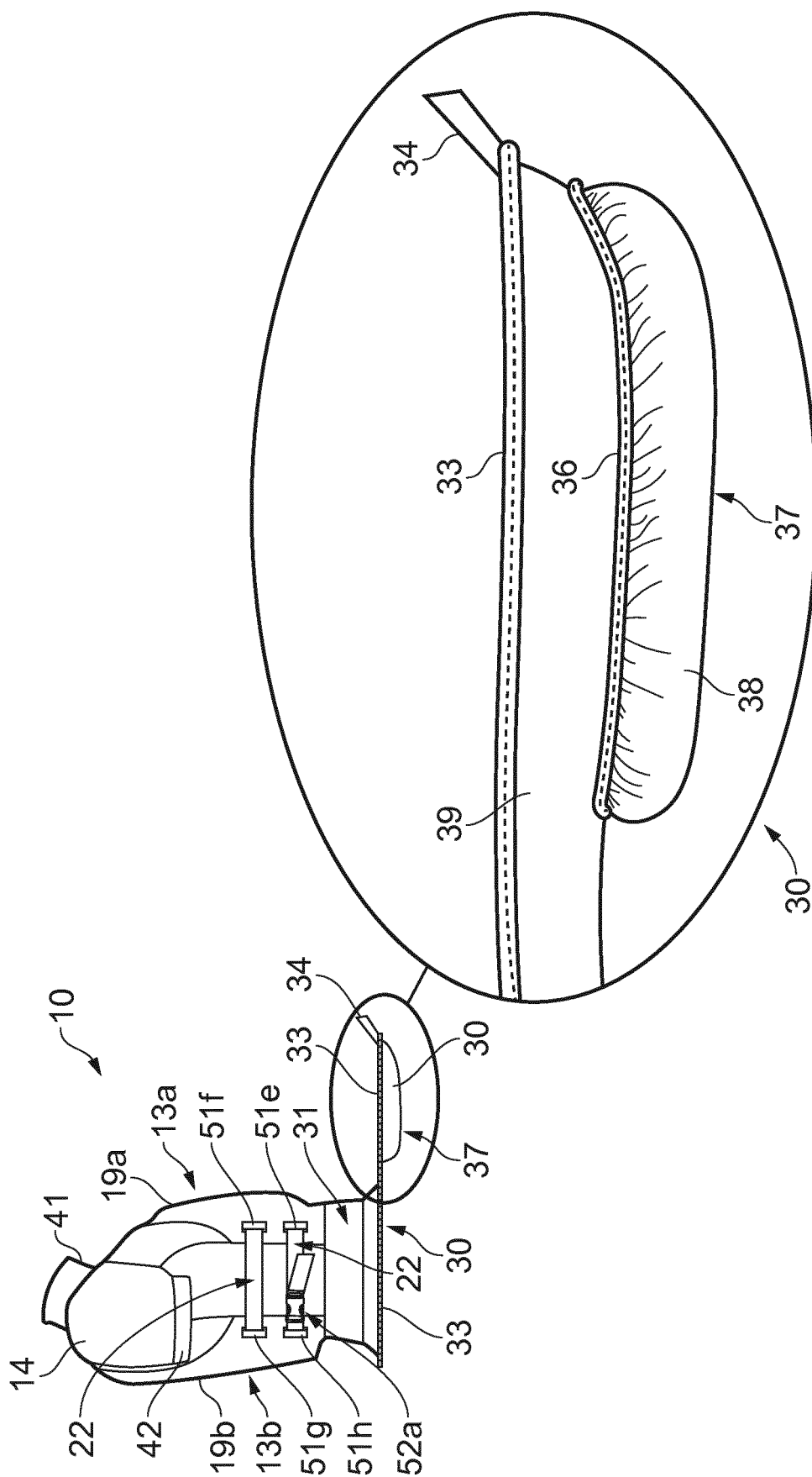


FIG. 1D

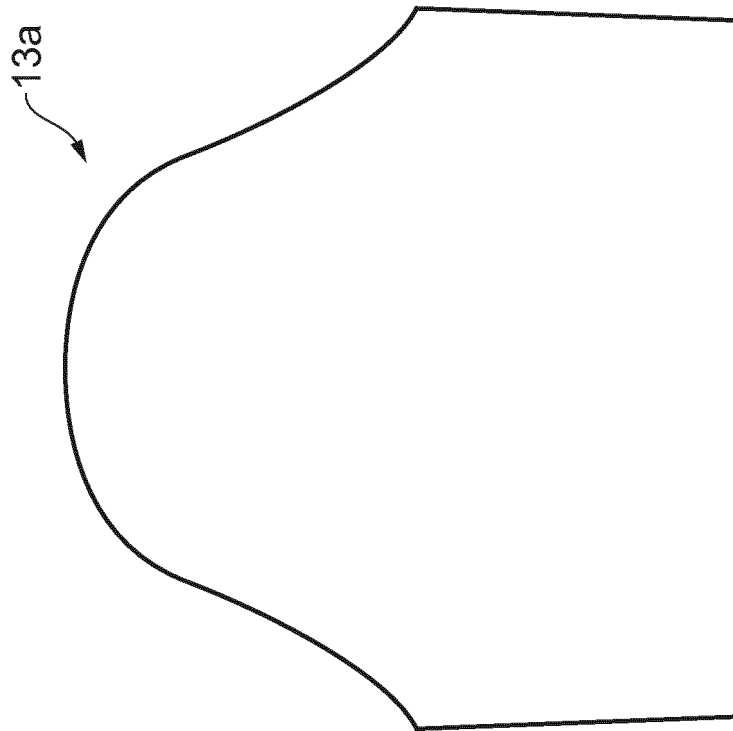


FIG. 2A

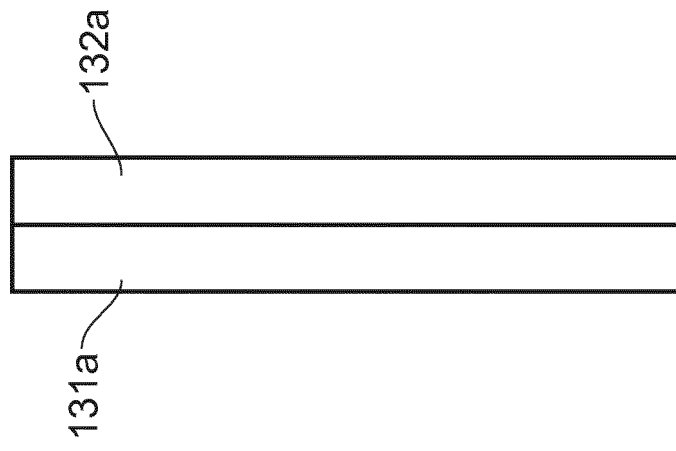


FIG. 2B

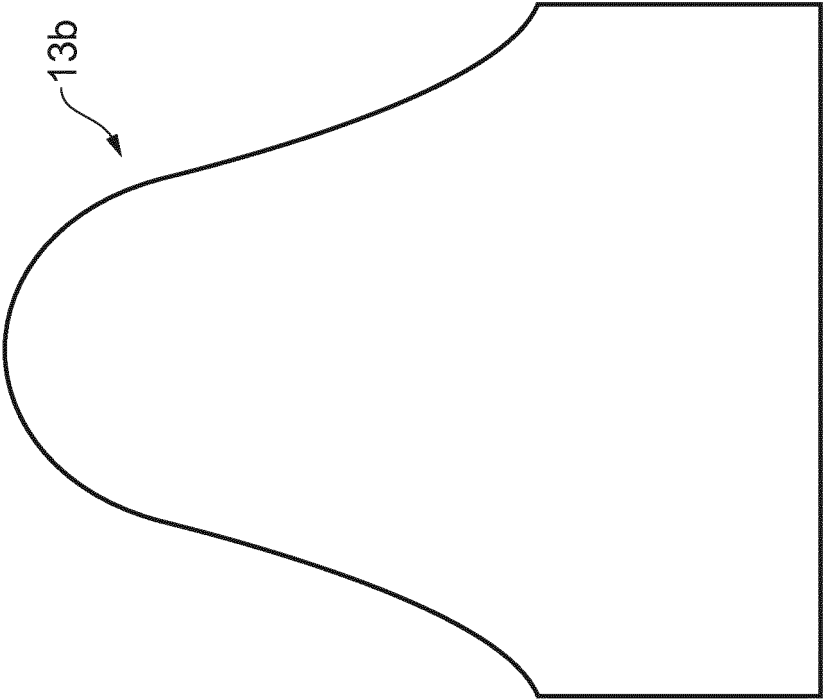


FIG. 2C

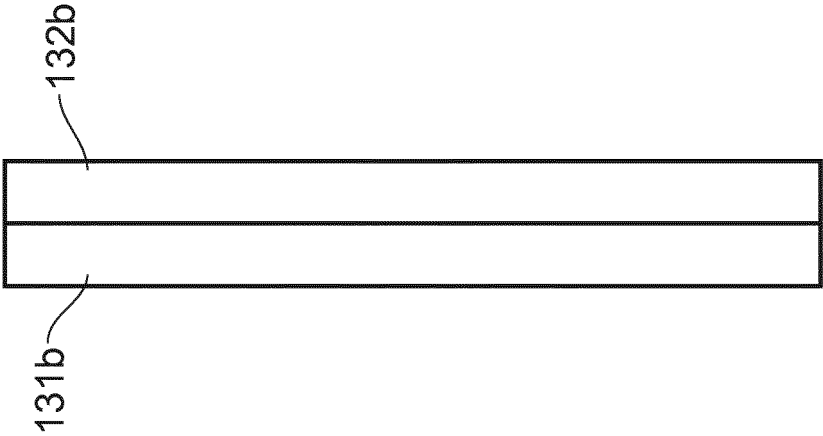


FIG. 2D

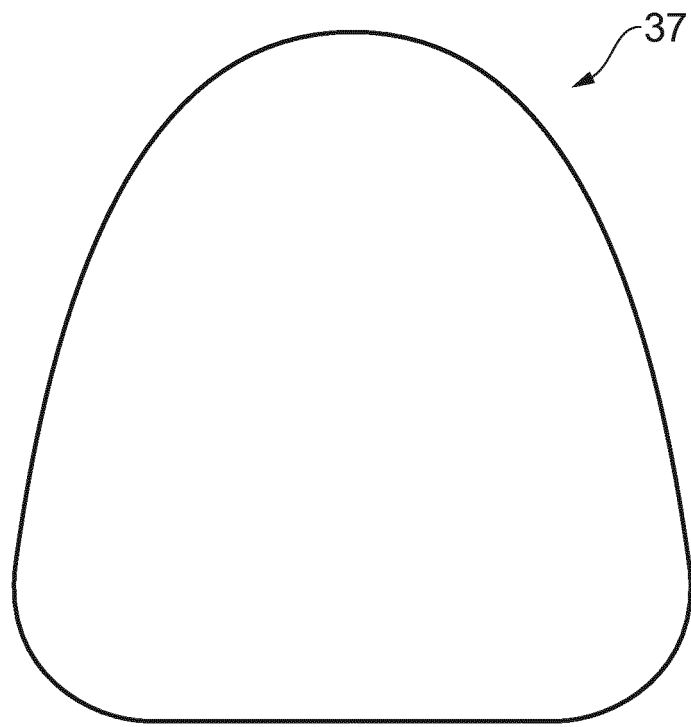
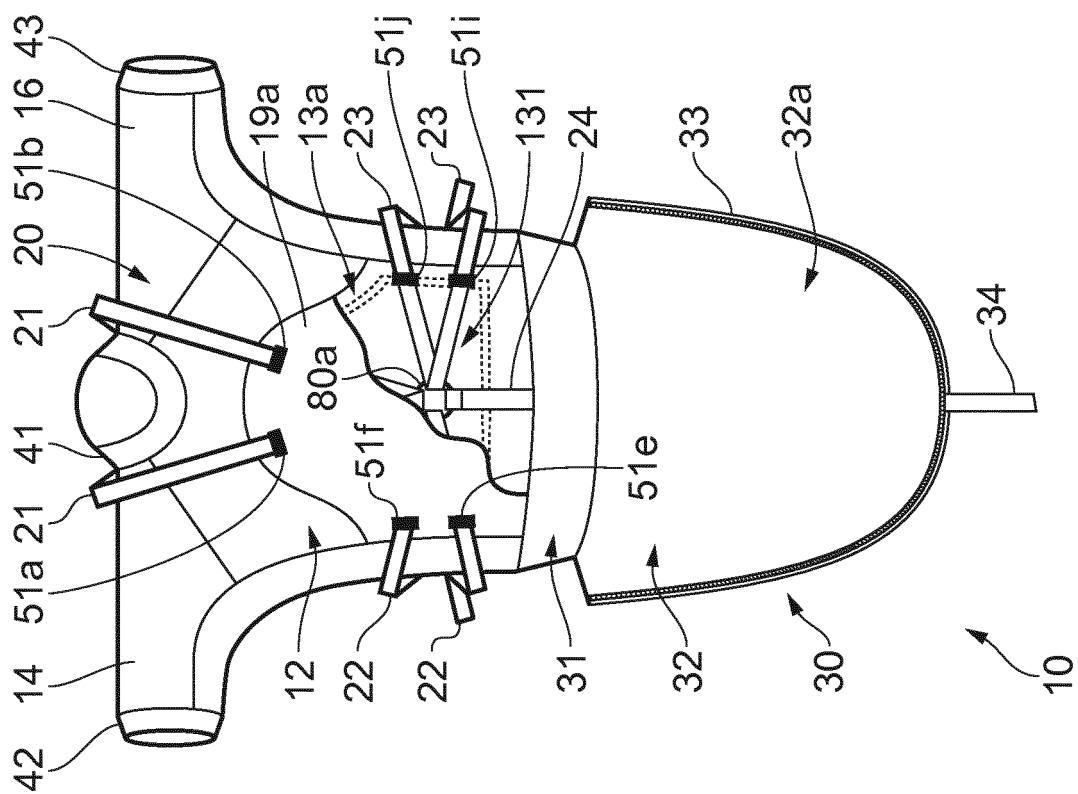
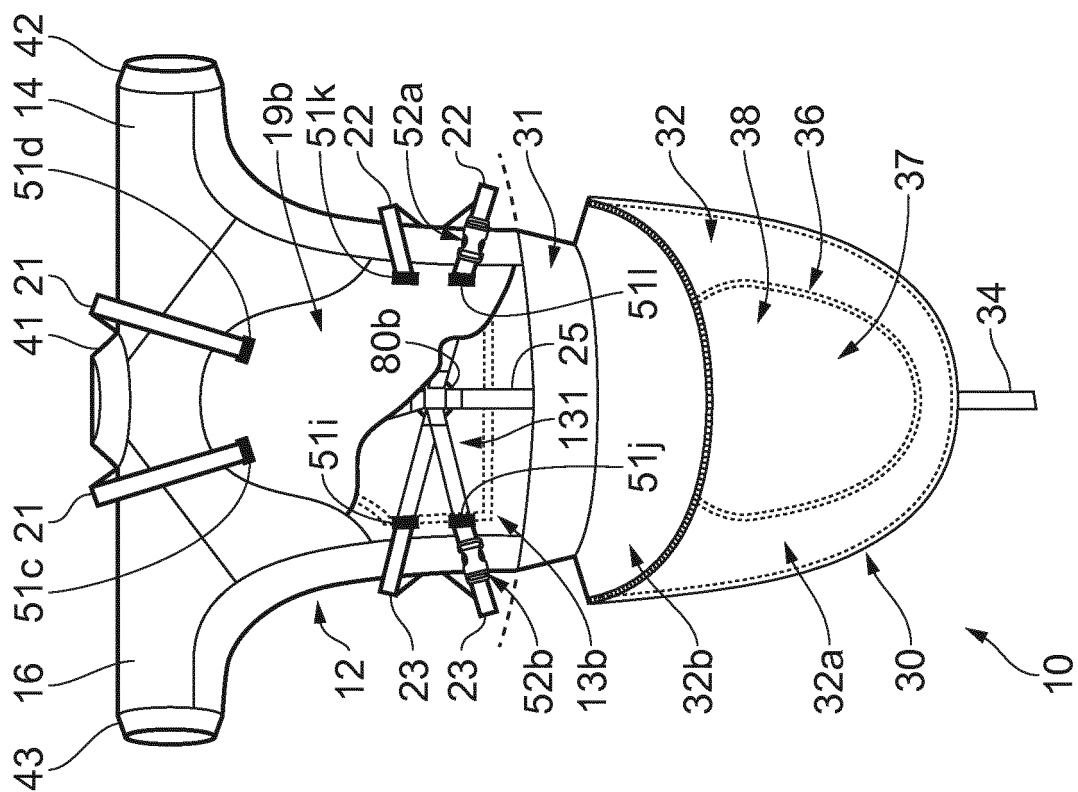


FIG. 2E



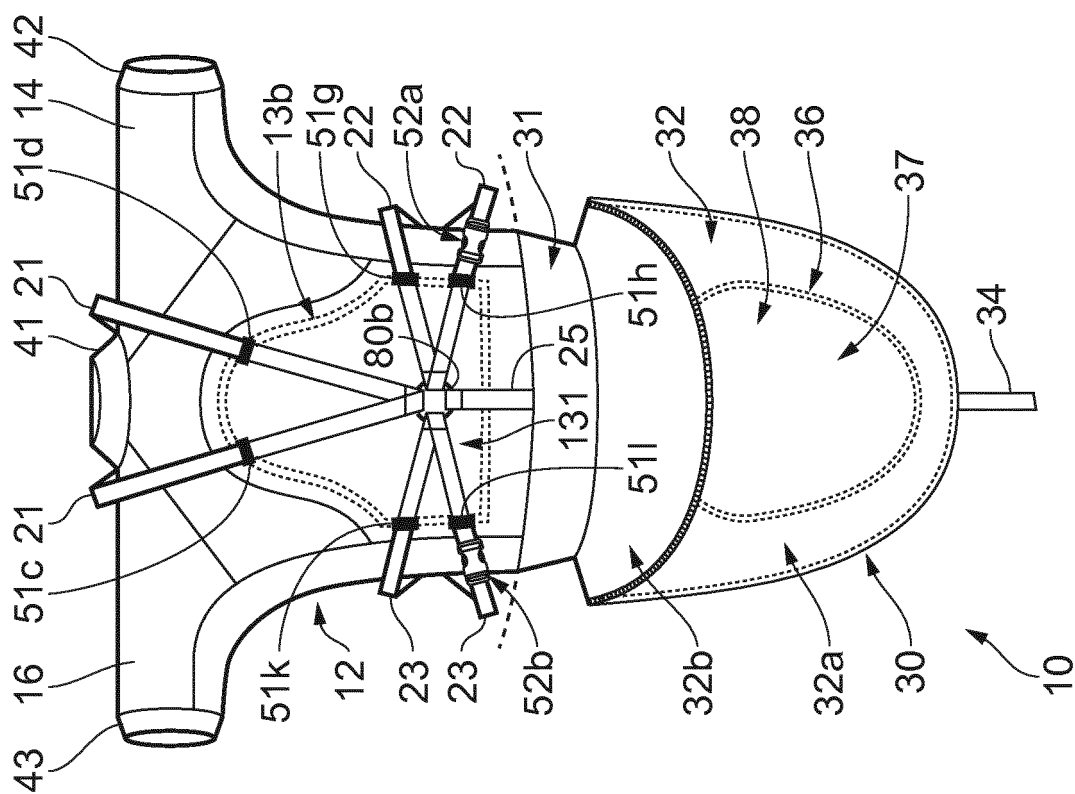


FIG. 4B

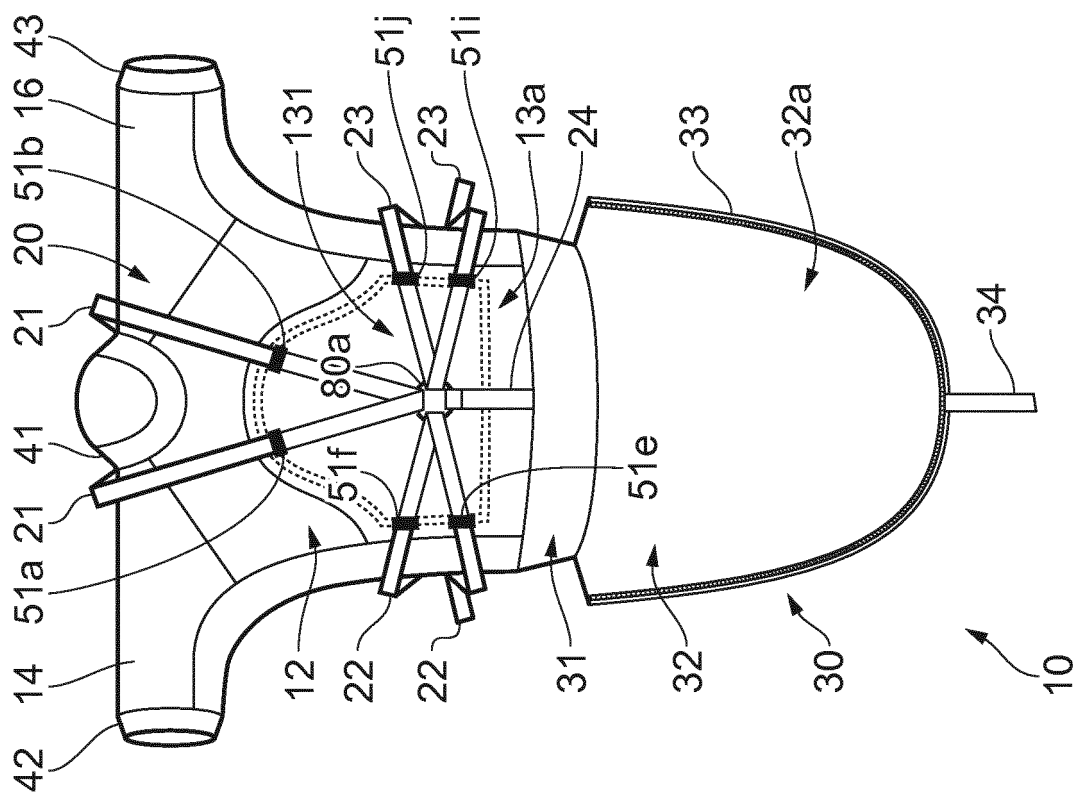


FIG. 4A

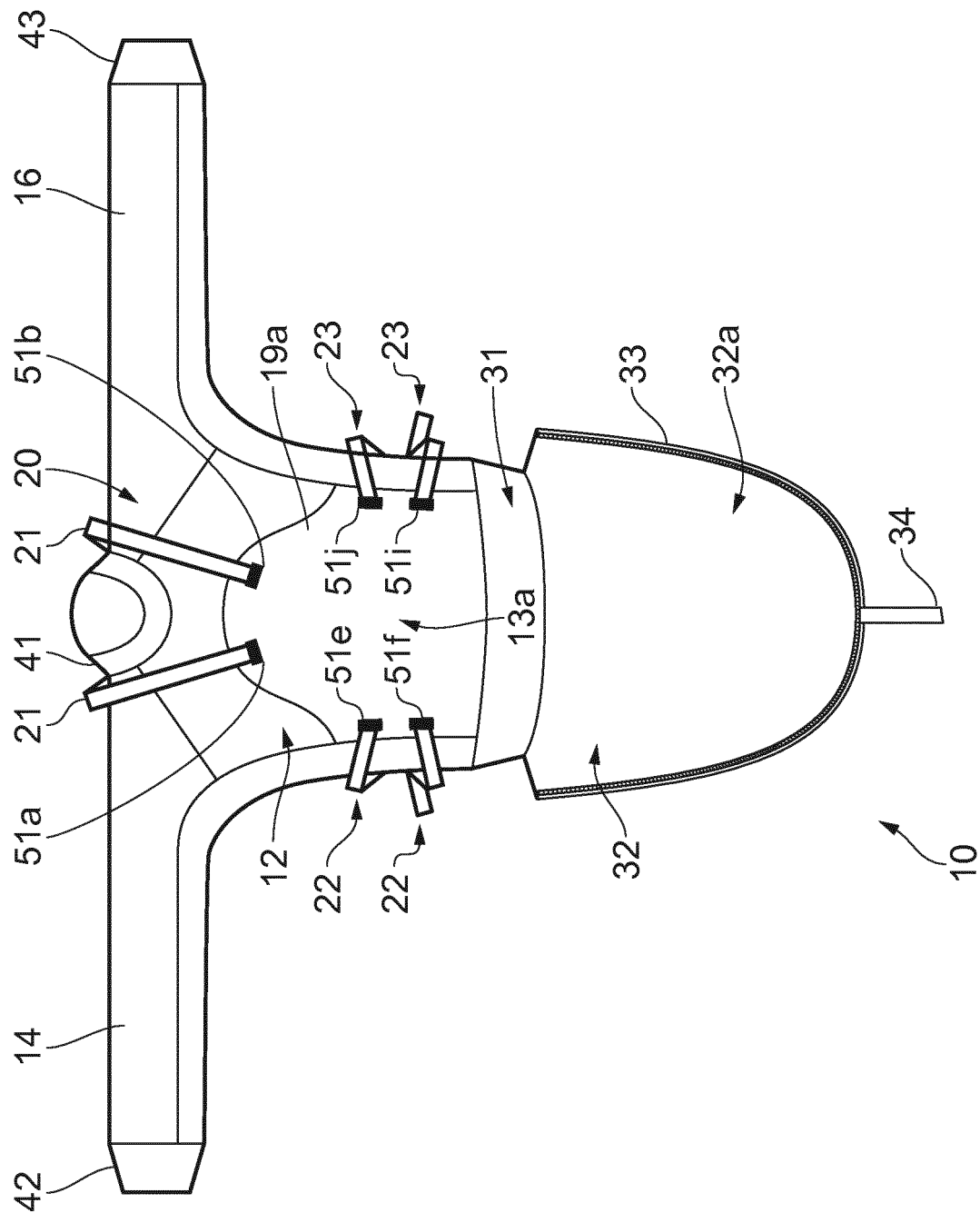


FIG. 5

REFERENCES CITED IN THE DESCRIPTION

This list of references cited by the applicant is for the reader's convenience only. It does not form part of the European patent document. Even though great care has been taken in compiling the references, errors or omissions cannot be excluded and the EPO disclaims all liability in this regard.

Patent documents cited in the description

- GB 2036654 A [0003]