



(12) **CORRECTED EUROPEAN PATENT SPECIFICATION**

(15) Correction information:  
**Corrected version no 1 (W1 B1)**  
**Corrections, see**  
**Description Paragraph(s) 99**

(48) Corrigendum issued on:  
**05.01.2022 Bulletin 2022/01**

(45) Date of publication and mention  
of the grant of the patent:  
**03.11.2021 Bulletin 2021/44**

(21) Application number: **15863217.4**

(22) Date of filing: **27.11.2015**

(51) Int Cl.:  
**C07K 5/097** <sup>(2006.01)</sup> **A61K 38/06** <sup>(2006.01)</sup>  
**A61P 9/12** <sup>(2006.01)</sup> **A61P 9/00** <sup>(2006.01)</sup>  
**C07K 5/06** <sup>(2006.01)</sup> **C07K 5/078** <sup>(2006.01)</sup>  
**C07K 5/065** <sup>(2006.01)</sup> **C07K 5/072** <sup>(2006.01)</sup>  
**C07K 5/068** <sup>(2006.01)</sup> **C07K 5/062** <sup>(2006.01)</sup>

(86) International application number:  
**PCT/CN2015/095758**

(87) International publication number:  
**WO 2016/082786 (02.06.2016 Gazette 2016/22)**

(54) **TRIPEPTIDE COMPOUND, PREPARATION METHOD THEREFOR, AND APPLICATION THEREOF**  
TRIPEPTIDVERBINDUNG, HERSTELLUNGSVERFAHREN DAFÜR UND ANWENDUNG DAVON  
COMPOSÉ TRIPEPTIDE, SON PROCÉDÉ DE PRÉPARATION ET APPLICATION  
CORRESPONDANTE

(84) Designated Contracting States:  
**AL AT BE BG CH CY CZ DE DK EE ES FI FR GB**  
**GR HR HU IE IS IT LI LT LU LV MC MK MT NL NO**  
**PL PT RO RS SE SI SK SM TR**

(30) Priority: **27.11.2014 CN 201410705180**

(43) Date of publication of application:  
**04.10.2017 Bulletin 2017/40**

(73) Proprietor: **Northwest University**  
**Xi'an, Shaanxi 710069 (CN)**

(72) Inventors:  
• **ZHENG, Xiaohui**  
**Xi'an**  
**Shaanxi 710069 (CN)**  
• **BAI, Yajun**  
**Xi'an**  
**Shaanxi 710069 (CN)**  
• **QIN, Fanggang**  
**Xi'an**  
**Shaanxi 710069 (CN)**  
• **LIU, Pei**  
**Xi'an**  
**Shaanxi 710069 (CN)**

• **FANG, Jiacheng**  
**Xi'an**  
**Shaanxi 710069 (CN)**  
• **HE, Xirui**  
**Xi'an**  
**Shaanxi 710069 (CN)**  
• **WANG, Xiaoxiao**  
**Xi'an**  
**Shaanxi 710069 (CN)**

(74) Representative: **Zwicker, Jörk**  
**ZSP Patentanwälte PartG mbB**  
**Hansastraße 32**  
**80686 München (DE)**

(56) References cited:  
**EP-A2- 0 249 169 CN-A- 1 939 912**

• **M-C FOURNIE-ZALUSKI: "Design of orally active  
dual inhibitors of neutral endopeptidase  
angiotensin-converting enzyme with long  
duration action", JOURNAL OF MEDICINAL  
CHEMISTRY, vol. 39, 1 January 1996 (1996-01-01),  
pages 2594-2608, XP002150403, AMERICAN  
CHEMICAL SOCIETY ISSN: 0022-2623, DOI:  
10.1021/JM950783C**

Note: Within nine months of the publication of the mention of the grant of the European patent in the European Patent Bulletin, any person may give notice to the European Patent Office of opposition to that patent, in accordance with the Implementing Regulations. Notice of opposition shall not be deemed to have been filed until the opposition fee has been paid. (Art. 99(1) European Patent Convention).

- GREGOR RADAU ET AL: "New Cyanopeptide-Derived Low MolecularWeight Thrombin Inhibitors", ARCHIV DER PHARMAZIE, vol. 336, no. 8, 1 August 2003 (2003-08-01), pages 372-380, XP055476482, Weinheim ISSN: 0365-6233, DOI: 10.1002/ardp.200300726
- Francesco Chillemi: "Synthesis of Human Growth Hormone-(27-44)-octadecapeptide and some Smaller Fragment Peptides", , 1 January 1981 (1981-01-01), pages 1913-1917, XP055481404, Retrieved from the Internet: URL:<http://pubs.rsc.org/en/content/article-pdf/1981/p1/p19810001913> [retrieved on 2018-06-05]
- DATABASE CAPLUS [Online] CHEMICAL ABSTRACTS SERVICE, COLUMBUS, OHIO, US; Boon, P. J.; Tesser, G. I.; Nivard, R. J. F.: "Semisynth. Pept. Proteins, Pap. Int. Meet. Protein Semisynth. (1978), Meeting Date 1977, 115-26. Editor(s): Offord, R. E.; Di Bello, C.", XP002781667, Database accession no. 1979:138196 -& DATABASE REGISTRY [Online] CHEMICAL ABSTRACTS SERVICE, COLUMBUS, OHIO, US; 16 November 1984 (1984-11-16), XP002783025, Database accession no. RN: 69621-37-0
- P B W Ten Kortenaar ET AL: "Semisynthesis of the native sequence of horse heart cytochrome c-(66-104)-nonatriacontapeptide", , 1 December 1985 (1985-12-01), pages 8279-8283, XP055481428, Retrieved from the Internet: URL:<https://pdfs.semanticscholar.org/20b7/527ede65efcf9fd12c474d95c1908fb73e19.pdf> [retrieved on 2018-06-05]
- LIU, HUI ET AL.: 'Total Synthesis and Biological Evaluation of Grassypeptolide A' CHEM. EUR. J. vol. 19, no. 21, 17 May 2013 - 27 March 2013, pages 6774 - 6784, XP055446065 DOI: 10.1002/CHEM.201203667
- WANG, GUIJUN ET AL.: 'Preparation of L-proline Based Aeruginosin 298-A Analogs: Optimization of the P1-moiety' BIOORGANIC & MEDICINAL CHEMISTRY LETTERS vol. 19, no. 14, 15 July 2009, pages 3798 - 3803, XP026281679 DOI: 10.1016/J.BMCL.2009.04.056
- JAFFE ET AL: "Adverse effects profile of sulfhydryl compounds in man", AMERICAN JOURNAL OF MEDICINE, EXCERPTA MEDICA, INC, UNITED STATES, vol. 80, no. 3, 1 March 1986 (1986-03-01), pages 471-476, XP026406522, ISSN: 0002-9343, DOI: 10.1016/0002-9343(86)90722-9 [retrieved on 1986-03-01]

**Description****FIELD**

5 **[0001]** The present invention relates to novel compounds of formula (I) and corresponding pharmaceutically acceptable salts. The present invention also relates to a method for preparing the compounds or corresponding salts or intermediates thereof. The present invention also relates to a pharmaceutical composition of the compounds. The compounds have angiotensin converting enzyme inhibiting bioactivity, and the compounds and a pharmaceutical composition thereof play a role in preventing and treating hypertension and other cardiocerebral vascular system diseases.

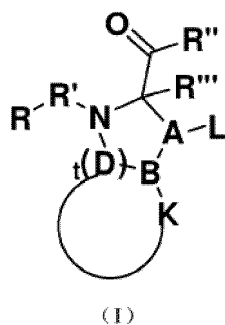
**BACKGROUND**

15 **[0002]** The theme of World Health Day 2013 is to control hypertension. According to the survey data published by the World Health Organization (WHO), hypertension and its associated complications have become one of the major diseases that threaten human life and health, with a morbidity and mortality that have exceeded tumor diseases and rank first. There are about 1 billion hypertensive patients worldwide, resulting in 7.1 million cases of cardiovascular death each year, and if not controlled, in 2025 the number of patients will increase to 1.56 billion. Chronic Noncommunicable Disease Prevention and Control Center of the Chinese Center For Disease Control And Prevention has published the latest research results - in 2010, the prevalence of hypertension in Chinese adults was as high as 33.5%, and the total number of people with the disease was estimated to have exceeded 330 million. Hypertension is the most important risk factor for the morbidity and mortality of heart disease, stroke, kidney disease and diabetes. About 2 million deaths per year are associated with hypertension, and hypertension has become an important public health problem. ( China News Network, October 10, 2010 16:26) Hypertension and its complications have brought great economic burden to the society and families. So far, great progress has been made in the study of treatment of hypertension and its complications, but the pain of hypertensive patients can still not be completely solved. At the same time, the widespread hazards of hypertension and its complications have led to rapid development of the antihypertensive drug market. Over the past 30 years, hypertension is mostly treated by medicaments, and six categories of antihypertensive drugs, including diuretics,  $\beta$ -receptor blockers,  $\alpha$ -receptor blockers, calcium antagonists (CCB), angiotensin converting enzyme inhibitors (ACEI), and angiotensin receptor antagonist (ARB), as well as their different combinations have gradually developed.

30 **[0003]** For angiotensin converting enzyme inhibition (ACEI), since the advent of captopril in 1981, design of drug using proline as the parent nucleus and targeting angiotensin converting enzyme (ACE, a zinc ion-containing exopeptidase) has being a research hotspot in the field of antihypertensive, and ACEI drugs and lead compounds of dipeptides and tripeptides containing thiol, carboxylic acid, phosphoric acid and other key functional groups have been designed successfully. So far, at least 17 ACEI drugs have become clinical first-line drugs for hypertension treatment. Captopril is an example of a successful anti-hypertensive ACEI drug, although it has known adverse effects such as pruritus, skin rash and taste disturbances. This drug has been modified in the search for new highly efficient dual inhibitors for example by Fournie-Zaluski et al (J.Med.Chem 1996, 39, 2594-2608). However, these modified compounds still retain at least some of the adverse effects of Captopril. Other antihypertensive drugs have different emphasis, especially ARB antihypertensive drugs have gradually become an important part of antihypertensive drugs due to their long-acting effects and low side effects. However, in clinical cases, hypertensive patients are often accompanied by diabetes, kidney disease and other cardiovascular and cerebrovascular diseases. Only one antihypertensive drug often cannot achieve a desirable effect, so the combination of two or more antihypertensive drugs has become a trend of clinical antihypertensive drugs. Therefore, it is a trend to develop a multi-effect antihypertensive drugs which are more effective and suitable for multiple indications.

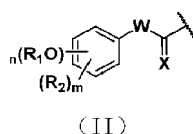
**SUMMARY**

50 **[0004]** The present invention provides a tripeptide compound with a structure of formula (I)



wherein, in formula (I),

15 R is represented by formula (II)



wherein, in formula (II),

25  $R_1$  is selected from hydrogen, alkyl, cycloalkyl, heteroalkyl, heterocyclyl, alkenyl, alkynyl, acyl, aroyl, aryl, aralkyl, heteroaryl and heteroaralkyl;

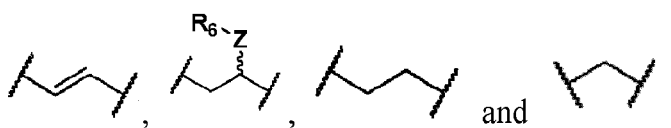
$R_2$  is selected from hydrogen, alkyl, cycloalkyl, heteroalkyl, heterocyclyl, alkenyl, alkynyl, acyl, aroyl, aryl, aralkyl, heteroaryl, heteroaralkyl, alkylthio, aralkylthio, arylthio, F, Cl, Br, I,  $\text{NO}_2$  and CN;

30  $R_1$  and  $R_2$  are the same or different;


$n = 0, 1, 2, 3, 4, \text{ or } 5$ ; and when  $n \geq 2$ , multiple  $R_1$ s are the same or different;

35  $m = 0, 1, 2, 3, 4, \text{ or } 5$ ; and when  $m \geq 2$ , multiple  $R_{2S}$  are the same or different;

W is selected from



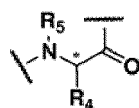
45 wherein



55 is linked to the benzene ring on the left side thereof; wherein Z is selected from oxygen and nitrogen, and  $R_6$  is selected from hydrogen, alkyl, cycloalkyl, heteroalkyl, heterocyclyl, alkenyl, alkynyl, aryl, aralkyl, heteroaryl or heteroaralkyl; and

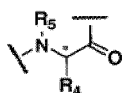
X is selected from oxygen and hydrogen;  
wherein, in formula (I),

R' is a residue of an L- or D-amino acid or amino acid derivative, as shown in formula (III), or R' is absent, and

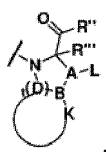


(III)

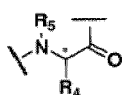
when R' is a residue of an L- or D-amino acid or amino acid derivative, the C-terminus of



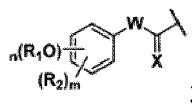
is linked to the N-terminus of



and the N-terminus of

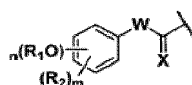


is linked to the C-terminus of

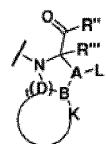


and

when R' is absent,



is linked to



via an amide bond or a C-N bond; and

wherein R<sub>4</sub> and R<sub>5</sub> are each independently selected from hydrogen, alkyl, cycloalkyl, heteroalkyl, heterocyclyl, alkenyl, alkynyl, aryl, aralkyl, heteroaryl or heteroaralkyl; and R<sub>4</sub> and R<sub>5</sub> are the same or different; wherein, in formula (I),

R" is represented by the formula (IV):



(IV)

wherein:

Y is oxygen, and

R''' is R<sup>9</sup>, and R" is —OR<sup>9</sup>;

wherein, R<sup>9</sup> is



wherein, in formula (I),

R''' is selected from hydrogen and alkyl;

A = carbon;

L is selected from hydrogen, alkyl, substituted alkyl, aryl and substituted aryl;

D is carbon or absent, t = 0, 1, 2, 3; and

when D is carbon and B is carbon, A is linked to B by a carbon-carbon double bond or carbon-carbon single bond, and K and B and D are in a ring system; or A is linked to B by a carbon-carbon double bond or carbon-carbon single bond, and K is linked to B and is not linked to D;

wherein K and B and D are in a ring system, K is selected from an alkyl or a heteroalkyl with a carbon atom number of 2 to 8, or an alkenyl with a carbon atom number of 3 to 8, or K together with B and D is formed into an aryl, a substituted aryl, a heteroaryl or a substituted heteroaryl;

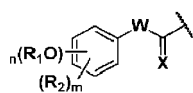
when K is linked to B and is not linked to D, K is selected from hydrogen, alkyl, heteroalkyl, cycloalkyl, heterocyclyl, alkenyl, alkynyl, hydroxy, alkoxy, aryloxy, aryl, aralkyl, heteroaryl or heteroaralkyl;

when D is carbon and B is sulfur, A is linked to B via a carbon-sulfur single bond, and K is absent; and

when D is absent, B is carbon, and K is hydrogen;

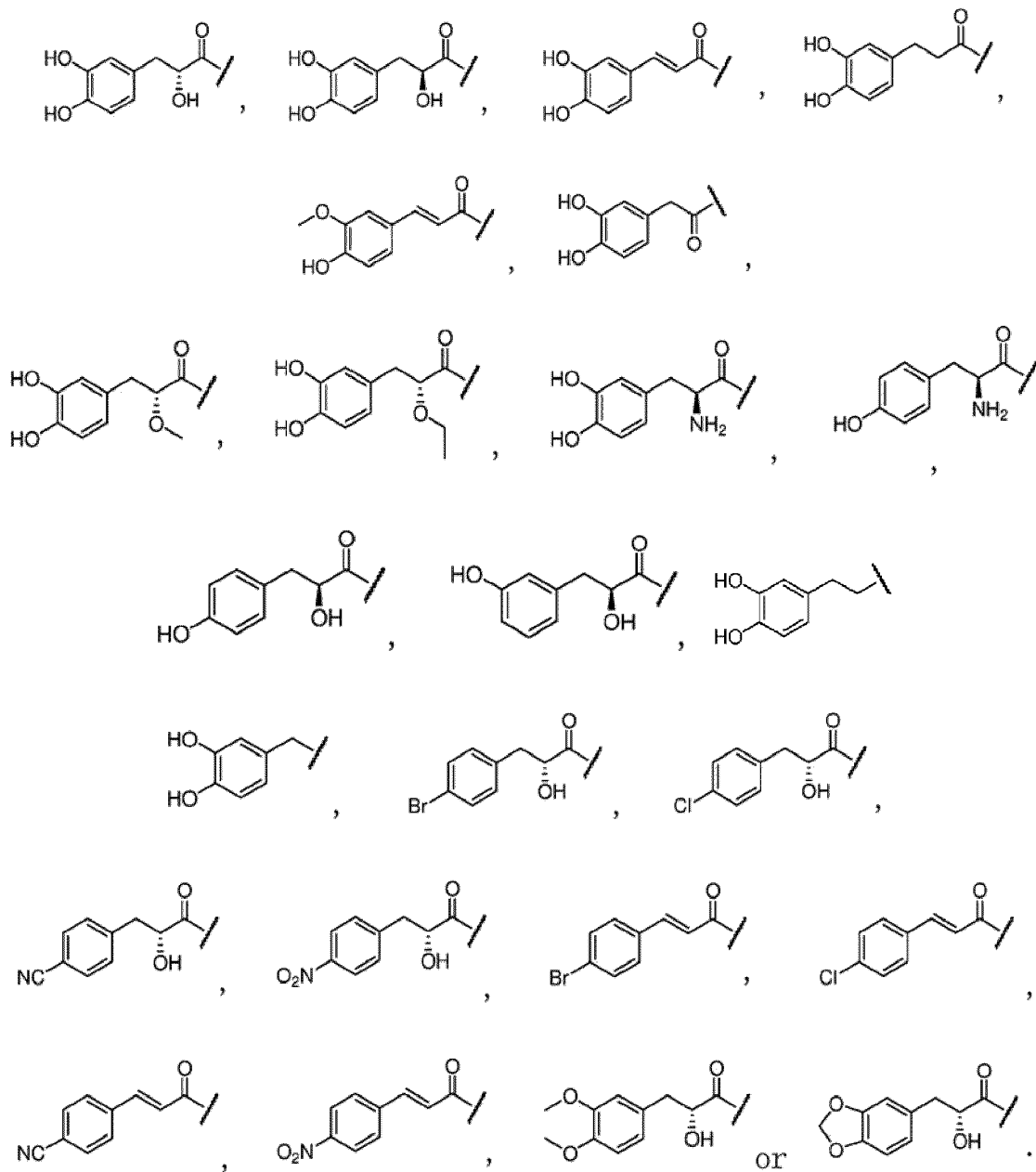
wherein the alkyl, cycloalkyl, heteroalkyl, heterocyclyl, alkenyl, alkynyl, aryl, aralkyl, heteroaryl and heteroaralkyl groups may each be unsubstituted or optionally substituted with one or more substituents selected from hydroxy, alkoxy, aryloxy, thio, thioalkyl, arylthio, amino, amido, alkylamino, arylamino, alkylsulfonyl, arylsulfonyl, sulfonamido, alkyl, aryl, heteroaryl, alkylsulfonamido, arylsulfonamido, keto, carboxy, alkoxycarbonyl, carboxamido, alkoxycarbonylamino, alkoxycarbonyloxy, alkylureido, arylureido, halo, cyano and nitro group.

**[0005]** Optionally, R group

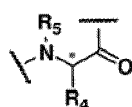


(II)

is selected from the following structures:

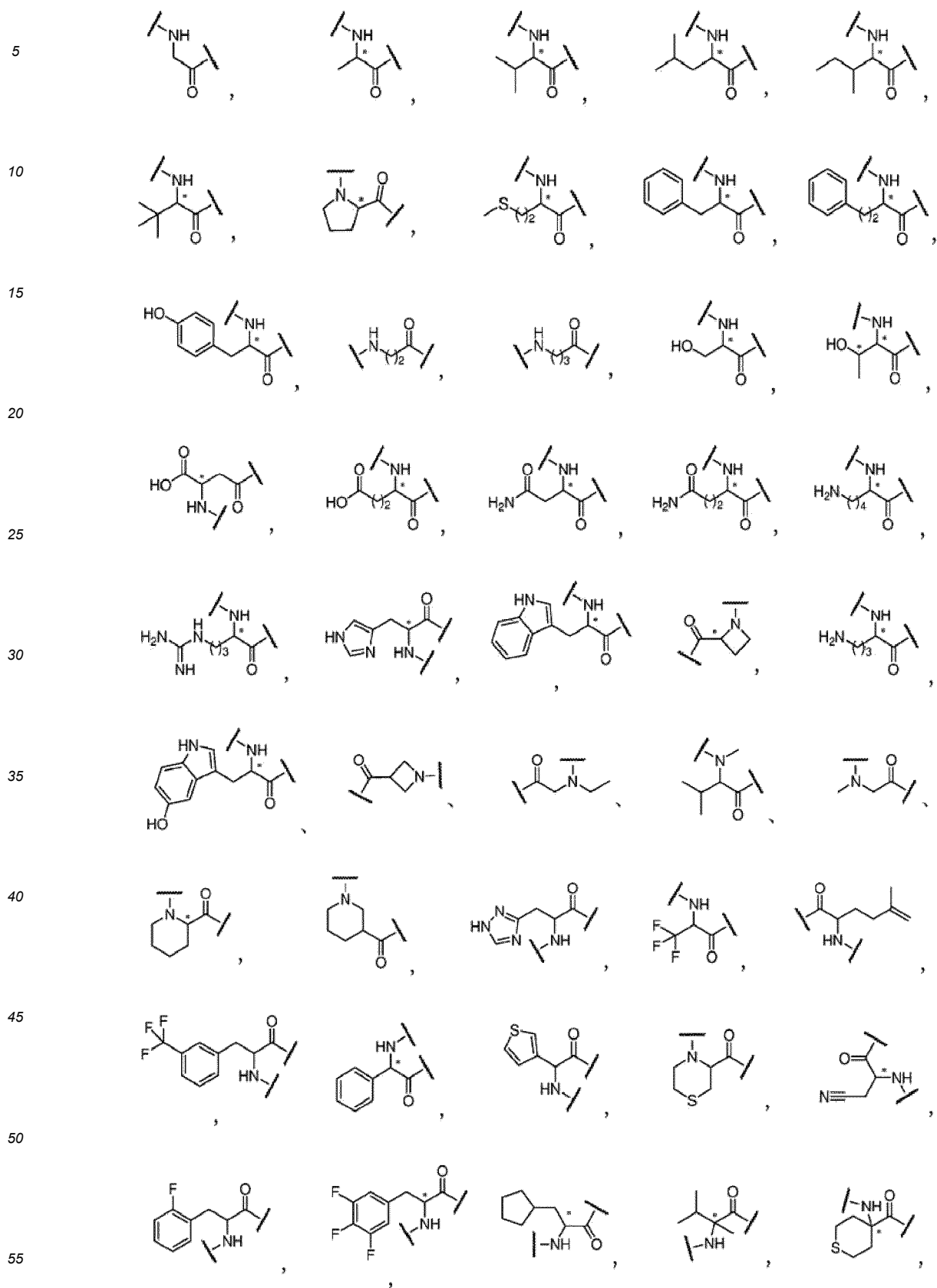


[0006] Optionally, R' group



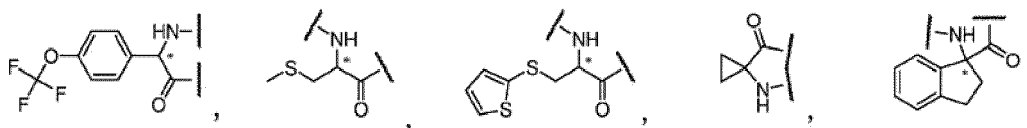
(III)

is selected from the following structures:

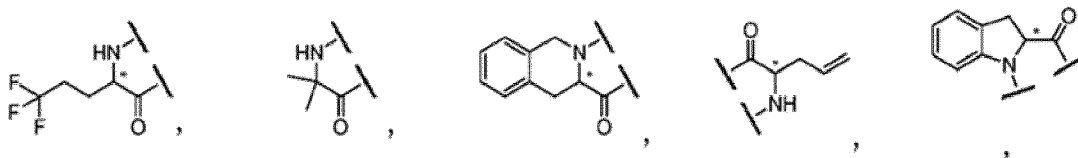




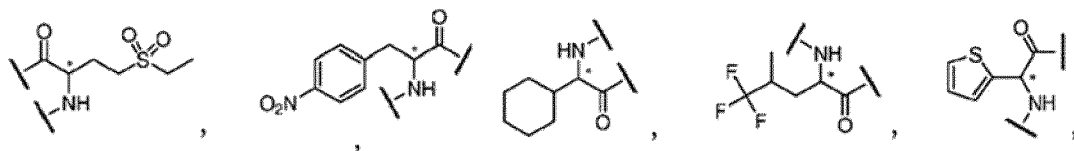
5



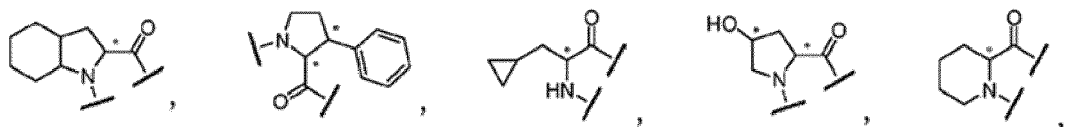
10



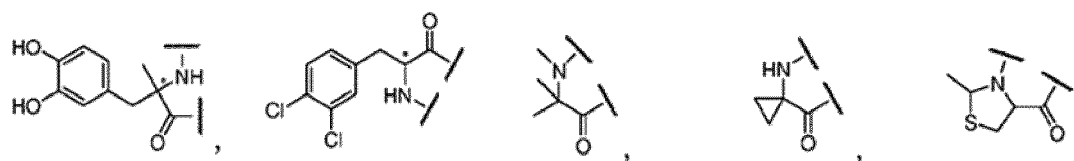
15



20



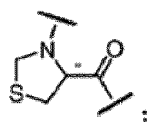
25



30

and

35



40

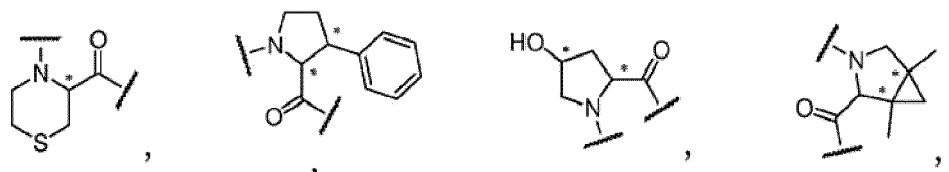
wherein, "\*" represents a chiral center, and the compound comprising "\*" includes all chiral isomers of the structural formula.

**[0007]** Optionally, formula (I) is selected from the following formula structures:

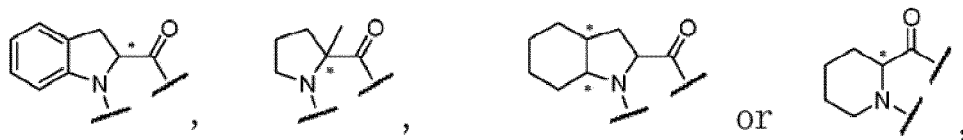
45



50



55



wherein, "\*" represents a chiral center, and the compound comprising "\*" includes all chiral isomers of the structural formula.

**[0008]** Optionally, the tripeptide compound mentioned above is selected from the compounds of the following structures:

No.	formula	No.	formula
221S-1		221S-2	
221S-3		221S-4	
221S-5		221S-6	
221S-7		221S-8	
221S-9		221S-10	
221S-11		221S-12	
221S-13		221S-14	

(continued)

No.	formula	No.	formula
221S-15		221S-16	
221S-17		221S-18	
221S-19		221S-20	
221S-21		221S-22	
221S-23		221S-24	
221S-25		221S-26	
221S-27		221S-28	

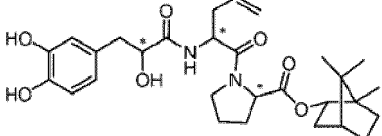
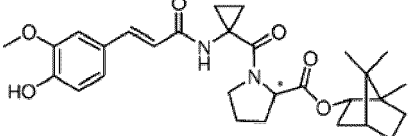
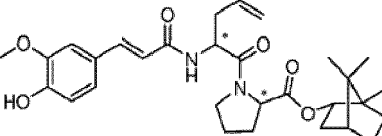
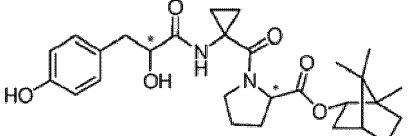
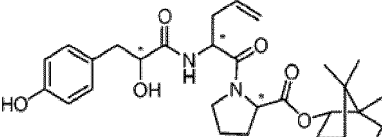
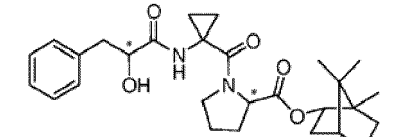
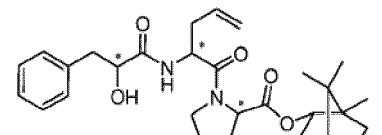
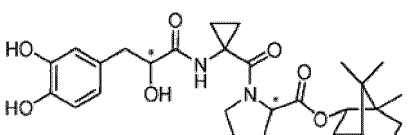
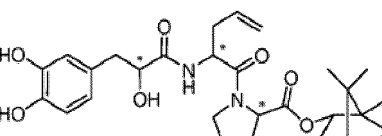
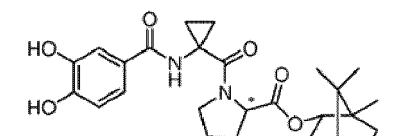
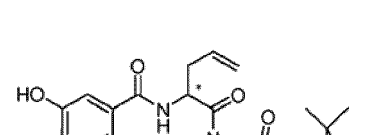
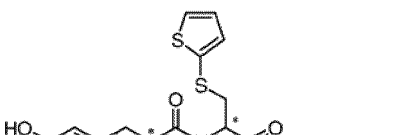
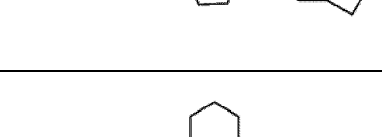
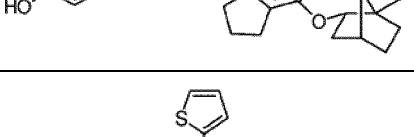
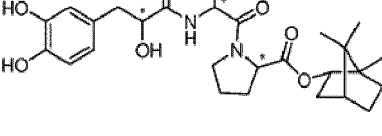
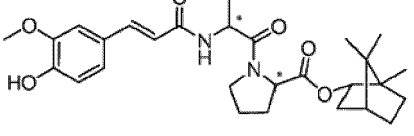
(continued)

No.	formula	No.	formula
221S-29		221S-30	
221S-31		221S-32	
221S-33		221S-34	
221S-35		221S-36	
221S-37		221S-38	
221S-39		221S-40	
221S-41		221S-42	
221S-43		221S-44	

(continued)

No.	formula	No.	formula
221S-45		221S-46	
221S-47		221S-48	
221S-49		221S-50	
221S-51		221S-52	
221S-53		221S-54	
221S-55		221S-56	
221S-57		221S-58	

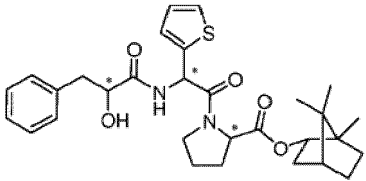
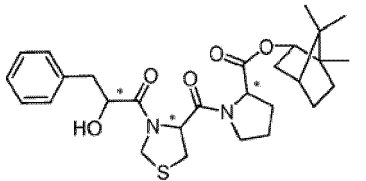
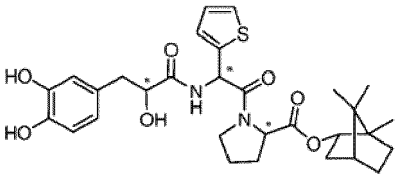
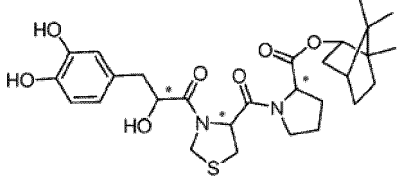
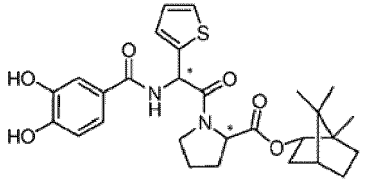
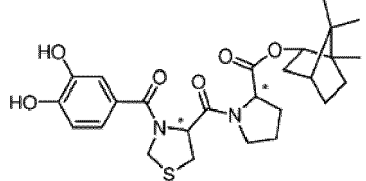
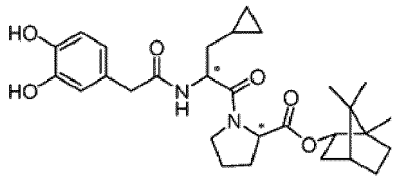
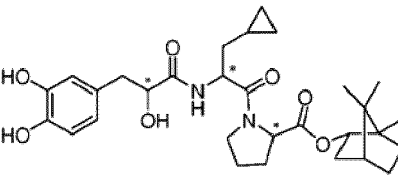
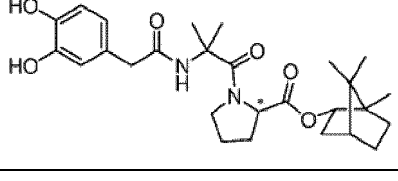
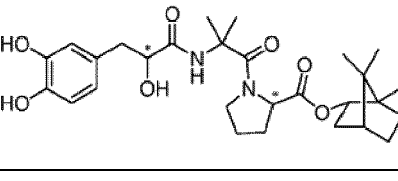
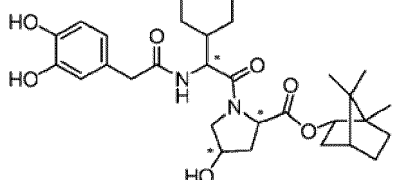
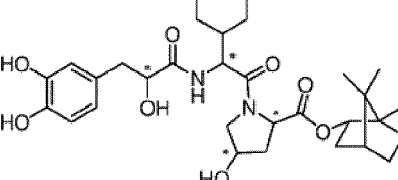
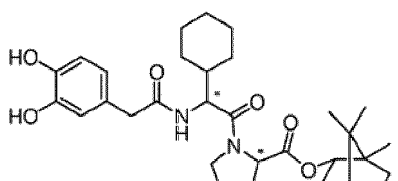
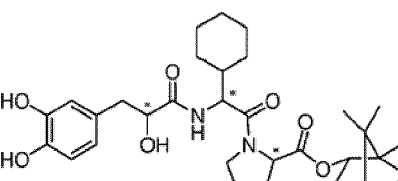
(continued)

No.	formula	No.	formula
221S-59		221S-60	
221S-61		221S-62	
221S-63		221S-64	
221S-65		221S-66	
221S-67		221S-68	
221S-69		221S-70	
221S-71		221S-72	
221S-73		221S-74	

(continued)

No.	formula	No.	formula
221S-75		221S-76	
221S-77		221S-78	
221S-79		221S-80	
221S-81		221S-82	
221S-83		221S-84	
221S-85		221S-86	
221S-87		221S-88	

(continued)

No.	formula	No.	formula
221S-89		221S-90	
221S-91		221S-92	
221S-93		221S-94	
221S-95		221S-96	
221S-97		221S-98	
221S-99		221S-100	
221S-101		221S-102	



(continued)

No.	formula	No.	formula
221S-103		221S-104	
221S-105		221S-106	
221S-107		221S-108	
221S-109		221S-110	
221S-111		221S-112	
221S-113		221S-114	

(continued)

No.	formula	No.	formula
221S-115		221S-116	
221S-221			

wherein, "\*" represents a chiral center, and the compound comprising "\*" includes all chiral isomers of the structural formula.

**[0009]** The present invention also provides a hydrolyzate of the compound above wherein Y is oxygen.

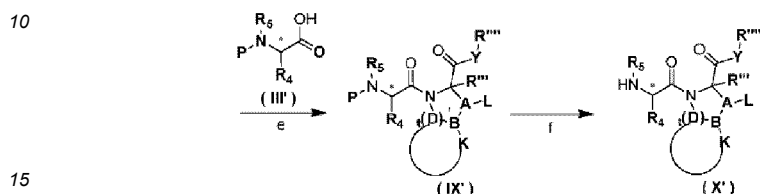
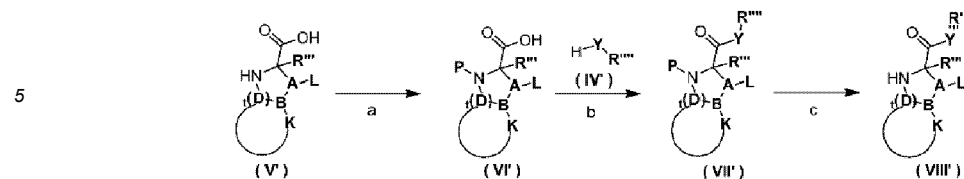
**[0010]** The present invention also provides an enantiomer, tautomer, stereoisomer, rotamer, diastereomer or racemate of the compound above.

**[0011]** The present invention also provides a pharmaceutically acceptable salt or a pharmaceutically acceptable ester of the compound above, wherein the pharmaceutically acceptable salt includes pharmaceutically acceptable acid salt and pharmaceutically acceptable basic salt, wherein the pharmaceutically acceptable acid salt includes a salt formed with one of the following acids: sulfuric acid, hydrogen sulfate, hydrochloric acid, hydrobromic acid, phosphoric acid, nitric acid, carbonic acid, boric acid, methanesulfonic acid, benzenesulfonic acid, p-toluenesulfonic acid, formic acid, acetic acid, propionic acid, butyric acid, pyruvic acid, maleic acid, malic acid, tartaric acid, citric acid, ascorbic acid, benzoic acid, camphoric acid, fumaric acid, oxalic acid, succinic acid, camphorsulfonic acid, maleic acid, salicylic acid or  $\alpha$ -lactic acid; the pharmaceutically acceptable basic salt includes a salt formed by one of the following bases: alkali metals including lithium, sodium and potassium; alkaline earth metals including magnesium, and calcium; lithium hydroxide, sodium hydroxide, potassium hydroxide, lithium hydride, sodium hydride, butyllithium, ammonium, triethylamine, diisopropylethylamine, ornithine, arginine, lysine and histidine; and the pharmaceutically acceptable ester includes an ester formed through a hydroxyl group or a phenolic hydroxyl group in the compound with an acid.

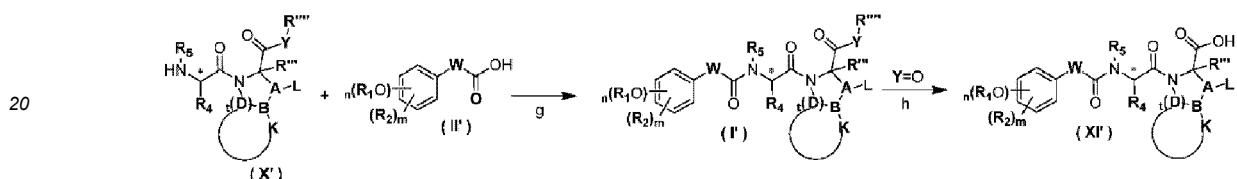
**[0012]** The present invention also provides a solvated mixture of the compound above, wherein the solvate is one selected from water, methanol, ethanol, isopropanol, butanol, ethyl acetate and DMSO, and a combination thereof.

**[0013]** The present invention also provides a method for preparing the compound mentioned above, where the method comprises:

(1)

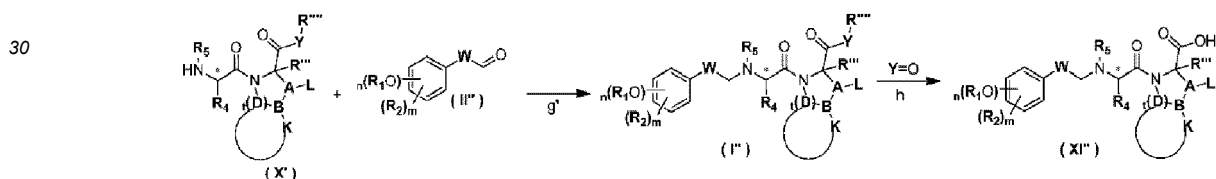


(2)



OR

(2')



wherein,

A, B, D, L, K, n, m, R<sub>1</sub>, R<sub>2</sub>, R<sub>4</sub>, R<sub>5</sub>, R''', R''', t, W and Y are as defined in any one of claims 1-3;

a: protection of the amino of  $\alpha$ -amino acid; P represents a suitable protecting group and is selected from tert-butoxycarbonyl(Boc), allyloxycarbonyl(Alloc), benzyloxycarbonyl, trityl, benzyloxymethyl, fluorenylmethoxycarbonyl(Fmoc), phthaloyl, dithiosuccinyl, methoxyformyl, ethoxyformyl, benzenesulfonyl, p-toluenesulfonyl, 2-(trimethylsilyl) ethanesulfonyl, benzyl(Bn), trityl(Tr) and allyl;

b: conditions for synthesis of peptide bond;

c: deprotection corresponding to step a;

e: the same as b;

f: the same as c;

g: the same as b;

g': reductive amination;

h: conditions for ester hydrolysis;

wherein, "\*" represents a chiral center, and the compound comprising "\*" includes all chiral isomers of the structural formula.

**[0014]** On the other aspect, the present invention provides the compound mentioned above for use in the prophylaxis, treatment or delay of hypertension and its complications, wherein the complications include one or more of coronary heart disease, angina pectoris, acute heart failure, chronic congestive heart failure, myocardial infarction and sequelae, congestive heart disease, myocardial ischemia, myocarditis, myocardial fibrosis, myocardial hypertrophy, atherosclerosis, benign small arterial nephrosclerosis, malignant small arterial nephrosclerosis, vascular growth abnormality and remodeling, angiogenesis-related diseases (such as new vascular macular degeneration), hyperaldosteronism, arrhythmia, kidney disease, diabetes, stroke, thrombosis, renal failure (such as diabetic nephropathy), hyperlipidemia, obesity, hyperglycemia, retinal arteriosclerosis, and hypertensive fundus lesions.

**[0015]** On the other aspect, the present invention provides a pharmaceutical composition comprising: the compound mentioned above, a pharmaceutically acceptable salt of the compound according to any one of claims 1 to 7, and a pharmaceutically acceptable carrier, excipient and diluent of the compound mentioned above.

**[0016]** On the other aspect, the present invention provides the above pharmaceutical composition for use in the prophylaxis, treatment or delay of hypertension and its complications, wherein the complications include one or more of coronary heart disease, angina pectoris, heart failure (acute or chronic congestive heart failure), myocardial infarction and sequelae, congestive heart disease, myocardial ischemia, myocarditis, myocardial fibrosis, myocardial hypertrophy, atherosclerosis, benign small arterial nephrosclerosis, malignant small arterial nephrosclerosis, vascular growth abnormality and remodeling angiogenesis-related diseases (such as new vascular macular degeneration), hyperaldosteronism, arrhythmia, kidney disease, diabetes, stroke, thrombosis, renal failure (eg, diabetic nephropathy), hyperlipidemia, obesity, hyperglycemia, retinal arteriosclerosis, and hypertensive fundus lesions.

**[0017]** The compound involved in the present invention has an effect of inhibiting the biological activity of angiotensin converting enzyme, and itself and its pharmaceutical composition has prevention and treatment effect on hypertension and other cardiovascular and cerebrovascular diseases.

#### BRIEF DESCRIPTION OF THE DRAWINGS

##### **[0018]**

Figure 1 is a quadratic curve fitting chart between the concentration of angiotensin converting enzyme and the value of OD 450 nm;

Figure 2 shows the change of arterial systolic pressure within 6 hours after intragastric administration of 221S-1a in the SHR rats;

Figure 3 shows the change of arterial systolic pressure within 6 hours after intragastric administration of 221S-1a at different doses (1#, 3#, and 5#) in the SHR rats;

Figure 4 shows the change of arterial systolic pressure within 14 days after intragastric administration of 221S-1a for 7 days in the SHR rats; and

Figure 5 shows the change of arterial systolic pressure within 14 hours after intragastric administration of 221S-1a at different doses (2#, 4#, and 6#) in the SHR rats.

#### DETAILED DESCRIPTION OF EMBODIMENTS

**[0019]** Danshen (Latin name: *Salvia miltiorrhiza Bunge*), as a member of traditional Chinese medicines, has been used in the treatment of cardiovascular and cerebrovascular diseases. Recently, in the treatment of hypertension, the synergistic effect of danshen has been reported in many literatures. (Biological & Pharmaceutical Bulletin, 2011, 34 (10), 1596-1601.; Phytotherapy Research, 2010, 24(5), 769-774.; American Journal of Physiology, 2007, 292(5, Pt. 2), H2131-H2137.; Chinese Journal of Clinical Rehabilitation, 2006, 10(23), 73-75; Medicinal and Aromatic Plants — Industrial Profiles, 2000, 14(Sage), 193-205). In combination with the pril and sartan antihypertensive drugs, danshen drugs have significant clinical effect, especially in patients with hypertension associated with diabetes.

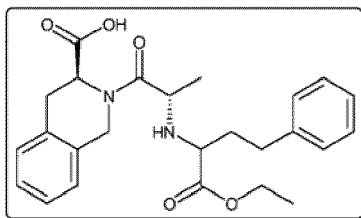
**[0020]** Danshensu is the main ingredient of the water soluble extract of danshen, and its catechol and lactic acid structure impart it unique effects of antioxidant, cardiovascular protection, vasodilatation promoting, blood pressure reducing and the like (Characterization of the Radical Scavenging and Antioxidant Activities of Danshensu and Salvianolic Acid B. Food and Chemical Toxicology, 2008, 46(1), 73-81; Protective effect of danshensu on endothelial vascular

activity in rats with isoproterenol-induced injury and its mechanism, Chinese herbal medicine, 2013, 1: 59-64). It has been found that polyphenolic natural products have inhibitory effects on angiotensin converting enzyme. (Angiotensin-Converting Enzyme Inhibitory Effects by Plant Phenolic Compounds: A Study of Structure Activity Relationships. J. Agric. Food Chem. 2013, 61, 11832-11839.; Inhibition of Angiotensin-Converting Enzyme by Quercetin Alters the Vascular Response to Bradykinin and Angiotensin I. Pharmacology, 2002, 65, 182-186.; Ferulic Acid Improves Cardiovascular and Kidney Structure and Function in Hypertensive Rats. J. Cardiovasc. Pharmacol. 2013, 61, 240-249.; Tannic Acid, an Inhibitor for Renal Angiotensin Type 1 Receptor and Hypertension in Spontaneously Hypertensive Rats. Endocr. Rev. 2012, 33, SAT-248.) The present invention, by reference to the results of the previous research (CN 1868998A, borneol  $\beta$ -(3,4-dihydroxyphenyl)- $\alpha$ -hydroxypropionate, its synthesis method and use), introduces the danshensu group and other phenolic groups into the skeletal of the molecules of traditional ACE drugs, and at the same time introduces borneol, menthol and other groups according to the ideas of "monarch drug-conductant drug pair" and prodrug design, and thus a new class of drugs with activity for angiotensin converting enzyme inhibition have been designed.

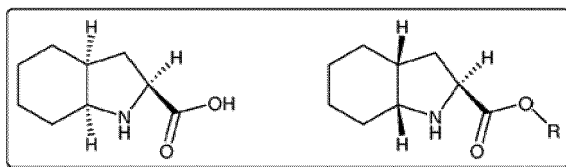
**[0021]** The present invention makes reference to the chemical structures of the disclosed angiotensin converting enzyme inhibitors such as captopril, enalapril, lisinopril, perindopril, alacepril, delapril, quinapril, ramipril, cilazapril, benazepril, fosinopril, zofenopril, trandolapril, imidapril, temocapril, spirapril and moexipril.

**[0022]** The present invention also makes reference to the patent literatures on angiotensin converting enzyme inhibitors, such as Antihypertensive mercaptoacylamino acid derivatives and their use, (1980, EP 9898 A1), Preparation of converting enzyme inhibitor 5,6-dihydro[1,4]thiazino[4,3-a]quinoline-1(2H), 4(4aH)-dione, (1981, US 4273927 A), [4R]-3-( $\omega$ -Aroylpropionyl)-4- thiazolidinecarboxylic acids and esters, (1983, US 4374249 A).

**[0023]** The present invention also makes reference to WO 9302679 A1 (1993), Method of treating premenstrual syndrome by administration of an angiotensin-converting enzyme inhibitor, which discloses the following compound:



**[0024]** The present invention also makes reference to US 20070032661 A1 (2007), Process for the preparation of intermediates of perindopril, which discloses the following compounds:



**[0025]** In the full text of the present invention, unless otherwise indicated, the following definitions of names or terms apply to all aspects of the present invention.

**[0026]** The term "alkyl" means a straight or branched aliphatic hydrocarbon group containing from 1 to 15 carbon atoms, preferably from 1 to 6 carbon atoms, including, but not limited to, methyl, ethyl, propyl, and isopropyl.

**[0027]** The term "substituted alkyl" means the alkyl group substituted with one or more substituents, which may be the same or different, and each independently selected from the group consisting of alkyl, cycloalkyl, aryl, cyano, nitro, halo, alkoxy, amino, alkyl-substituted primary, secondary, or tertiary amino or cycloalkyl-substituted primary, secondary, or tertiary amino, hydroxy, mercapto, alkylthio, alkylketo, and carboxyl.

**[0028]** The term "alkenyl" refers to a straight or branched or cyclic aliphatic hydrocarbon radical containing at least one C=C double bond and 2 to 15 carbon atoms, preferably from 2 to 8 carbon atoms.

**[0029]** The term "substituted alkenyl" refers to the alkenyl group substituted with one or more substituents, which may be the same or different, and each independently selected from the group consisting of alkyl, cycloalkyl, aryl, cyano, nitro, halo, alkoxy, amino, alkyl-substituted primary, secondary, or tertiary amino or cycloalkyl-substituted primary, secondary, or tertiary amino, hydroxy, mercapto, alkylthio, alkylketo, and carboxyl.

**[0030]** The term "alkynyl" refers to a straight or branched or cyclic aliphatic hydrocarbon radical containing at least one C $\equiv$ C double bond and 2 to 15 carbon atoms, preferably from 2 to 8 carbon atoms.

**[0031]** The term "substituted alkynyl" refers to the alkynyl group substituted with one or more substituents, which may

be the same or different, and each independently selected from the group consisting of alkyl, cycloalkyl, aryl, cyano, nitro, halo, alkoxy, amino, alkyl-substituted primary, secondary, or tertiary amino or cycloalkyl-substituted primary, secondary, or tertiary amino, hydroxy, mercapto, alkylthio, alkylketo, and carboxyl.

**[0032]** The term "aryl" refers to an aromatic monocyclic or polycyclic structure comprising 6 to 14 carbon atoms, preferably 6 to 12 carbon atoms.

**[0033]** The term "substituted aryl" refers to the aryl group substituted with one or more substituents, which may be the same or different, and each independently selected from the group consisting of alkyl, cycloalkyl, aryl, cyano, nitro, halo, alkoxy, amino, alkyl-substituted primary, secondary, or tertiary amino or cycloalkyl-substituted primary, secondary, or tertiary amino, hydroxy, mercapto, alkylthio, alkylketo, and carboxyl.

**[0034]** The term "heteroaryl" refers to an aromatic monocyclic or polycyclic structure comprising 5 to 14 carbon atoms, preferably 5 to 12 carbon atoms, in which one or more carbon atoms of the rings is substituted with other elements including, but not limited to, nitrogen, oxygen, and sulfur. Preferred heteroaryl groups include, but are not limited to, pyridinyl, pyrimidinyl, pyrazinyl, pyridazinyl, indolyl, quinolyl, isoquinolyl, pyrazolyl, furyl, thienyl, thiazolyl, oxazolyl, pyrrolyl, benzofuranlyl, and benzothienyl.

**[0035]** The term "substituted heteroaryl" refers to the heteroaryl group substituted with one or more substituents, which may be the same or different, and each independently selected from the group consisting of alkyl, cycloalkyl, aryl, cyano, nitro, halo, alkoxy, amino, alkyl-substituted primary, secondary, or tertiary amino or cycloalkyl-substituted primary, secondary, or tertiary amino, hydroxy, mercapto, alkylthio, alkylketo, and carboxyl. Preferred substituted aralkyl groups include, but are not limited to, tetramethylpyrazine alcohol group.

**[0036]** The term "aralkyl" means an aryl-alkyl group, in which the aryl and alkyl are as described above. Preferred aralkyl groups include, but are not limited to, benzyl and phenethyl.

**[0037]** The term "substituted aralkyl" refers to the aralkyl group substituted with one or more substituents, which may be the same or different, and each independently selected from the group consisting of alkyl, cycloalkyl, aryl, cyano, nitro, halo, alkoxy, amino, alkyl-substituted primary, secondary, or tertiary amino or cycloalkyl-substituted primary, secondary, or tertiary amino, hydroxy, mercapto, alkylthio, alkylketo, and carboxyl. Preferred substituted aralkyl groups include, but are not limited to, p-methylbenzyl and asarum alcohol group.

**[0038]** The term "cycloalkyl" refers to non-aromatic monocyclic or polycyclic structure, typically containing from 3 to 10 carbon atoms, preferably from 3 to 7 carbon atoms, including, but not limited to, cyclopropyl, cyclobutyl, cyclopentyl, cyclohexyl and cycloheptyl.

**[0039]** The term "substituted cycloalkyl" refers to the cycloalkyl group substituted with one or more substituents, which may be the same or different, and each independently selected from the group consisting of alkyl, cycloalkyl, aryl, cyano, nitro, halo, alkoxy, amino, alkyl-substituted primary, secondary, or tertiary amino or cycloalkyl-substituted primary, secondary, or tertiary amino, hydroxy, mercapto, alkylthio, alkylketo, and carboxyl. Preferred substituted cycloalkyl group comprises 3-7 carbon atoms, including, but not limited to, dextrobornyl, levomenthol and norbornyl.

**[0040]** The term "halogen" means fluorine, chlorine, bromine, and iodine. Preferred halogens include fluorine, chlorine and bromine.

**[0041]** The term "heterocyclyl" means a non-aromatic saturated monocyclic or polycyclic ring system, generally containing 10 or less ring atoms, and preferably 4 to 10 ring atoms, and containing one or more non-carbon atoms, such as nitrogen, oxygen, sulfur atoms, which may be present alone or in combination, wherein no adjacent oxygen-oxygen, oxygen-sulfur or sulfur-sulfur groups is present in the ring system. Preferred heterocyclyl groups include, but are not limited to, piperazinyl, morpholinyl, thiomorpholinyl, piperidinyl, pyrrolyl and the like.

**[0042]** The term "substituted heterocyclyl" refers to the heterocyclyl group substituted with one or more substituents, which may be the same or different, and each independently selected from the group consisting of alkyl, cycloalkyl, aryl, cyano, nitro, halo, alkoxy, amino, alkyl-substituted primary, secondary, or tertiary amino or cycloalkyl-substituted primary, secondary, or tertiary amino, hydroxy, mercapto, alkylthio, alkylketo, and carboxyl. Preferred substituted heterocyclyl groups include, but are not limited to, N-methylpiperazinyl, 3-fluoropiperidinyl, 2,6-dimethylmorpholinyl, 2-methylpyrrolyl and the like.

**[0043]** The term "heteroarylalkyl" refers to a heteroaryl-alkyl group, in which heteroaryl and alkyl are as described above. Preferred heteroarylalkyl groups include, but are not limited to, 2-pyridylmethyl, 3-pyridylmethyl and 4-pyridylmethyl.

**[0044]** The term "acyl" refers to alkyl-C(O)-, substituted alkyl-C(O)-, cycloalkyl-C(O)-, substituted cycloalkyl-C(O)-, and heterocyclyl-C(O)-, in which each group is as described above. Preferred acyl groups include, but are not limited to, acetyl, propionyl and cyclobutanoyl.

**[0045]** The term "aroyl" refers to aryl-C(O)-, and substituted aryl-C(O)-, in which each group is as described above. Preferred aroyl groups include, but are not limited to, benzoyl and p-methylbenzoyl.

**[0046]** The term "alkoxy" refers to alkyl-O- and substituted alkyl-O-, in which each group is as described above. Preferred alkoxy groups include, but are not limited to, methoxy, ethoxy, isopropyl, dextroboronyloxy, levomentholoxy, 2,3,4-trimethoxybenzene-2'-allyloxy (asaryl-alcohol oxy group) and tetramethylpyrazine oxy group.

**[0047]** The term "aralkyloxy" refers to aralkyl-O- and substituted aralkyl-O-, in which each group is as described above. Preferred aralkyloxy groups include, but are not limited to, benzyloxy, and ,3,4-trimethoxybenzene-2'-allyloxy (asaryl-alcohol oxy group).

**[0048]** The term "aryloxy" refers to aryl-O- and substituted aryl-O-, in which each group is as described above. Preferred aryloxy groups include, but are not limited to, phenoxy and p-methylphenoxy.

**[0049]** The term "alkylthio" refers to alkyl-S- group, in which the alkyl moiety is as described above. Preferred alkylthio groups include, but are not limited to, methylthio, ethylthio and propylthio.

**[0050]** The term "aralkylthio" refers to aralkyl-S- group, in which the "aralkyl moiety is as described above. Preferred aralkylthio groups include, but are not limited to, phenylmethylthio and phenylethylthio.

**[0051]** The term "arylthio" refers to aryl-S- group, in which the aryl group is as described above. Preferred arylthio groups include, but are not limited to, phenylthio.

**[0052]** The term "alkylsulfonyl" refers to alkyl-S(O<sub>2</sub>)- group, in which the alkyl is as described above. Preferred alkylsulfonyl groups include, but are not limited to, methylsulfonyl, and ethylsulfonyl.

**[0053]** The term "arylsulfonyl" refers to aryl-S(O<sub>2</sub>)- group, in which the aryl is as described above. Preferred arylsulfonyl groups include, but are not limited to, benzenesulfonyl and naphthylsulfonyl.

**[0054]** The term "at least one" means one or more.

**[0055]** The term "substituted" means that designated groups replaces one or more hydrogens on a specified atom while meeting the normal valence of the specified atom and resulting a stable compound.

**[0056]** The term "optionally substituted" means selecting a specified group, radical, or portion to substitute.

### 3. Salt and solvate

**[0057]** The tripeptides and analogs thereof designed in the present invention also include "solvates", "salts" (including "acid salts", "basic salts" and internal salts) and "esters" thereof. The "solvates", "salts" and "esters" of the tripeptides are all within the scope of the present invention. The "solvate" and "salt" are equivalent to the free form of the corresponding compound.

**[0058]** The term "prodrug" refers to a precursor compound of a drug which can be metabolized or *in vivo* chemically converted into the compound of formula (I) or a salt, a solvate thereof or an ester thereof.

**[0059]** The term "solvate" means that the compound of the present invention is physically associated with one or more solvent molecules. The physical association involves various degrees of ionic and covalent bonding, including hydrogen bonding, van der Waals force and so on. The "solvate" consists of two parts: the solution phase and the separable solvate. Suitable solvates include, but are not limited to, hydrates, methanolates, ethanolates, DMSO solvate and ethyl acetate solvate.

**[0060]** The term "salt" includes acid salts, basic salts and internal salts, and means acid salts formed by the tripeptide compounds (formula (I)) designed in the present invention with inorganic acids or organic acids, basic salts formed by with inorganic bases and organic bases, and internal salts formed by the basic groups (such as an amino group, a guanidino group, an imidazolyl group, or an indolyl group, etc.) contained in the tripeptide compounds (formula (I)) and the acid groups (such as a carboxylate, alkyl sulfonate, or phosphate, etc.) .

**[0061]** The acids used for forming the acid salt includes but is not limited to the following acids:

**[0062]** sulfuric acid, hydrogen sulfate, hydrochloric acid, hydrobromic acid, phosphoric acid, nitric acid, carbonic acid, boric acid, methanesulfonic acid, benzenesulfonic acid, p-toluenesulfonic acid, formic acid, acetic acid, propionic acid, butyric acid, pyruvic acid, maleic acid, malic acid, tartaric acid, citric acid, ascorbic acid, benzoic acid, camphoric acid, fumaric acid, oxalic acid, succinic acid, camphorsulfonic acid, maleic acid, salicylic acid and  $\alpha$ -lactic acid. In addition, the pharmaceutically acceptable saltforming acids described in P. Stahl, Camille G. eds. Handbook of Pharmaceutical Salts. Properties, Selection and Use, 2002, Zurich: Wiley-VCH are incorporated herein by reference.

**[0063]** The base used for forming the basic salt includes, but is not limited to, the following bases:

**[0064]** alkali metals such as lithium, sodium and potassium; alkaline earth metals such as magnesium and calcium; lithium hydroxide, sodium hydroxide, potassium hydroxide, lithium hydride, sodium hydride, butyllithium, ammonium, triethylamine, diisopropylethylamine, basic amino acids such as ornithine, arginine, lysine or histidine.

**[0065]** In addition, the pharmaceutically acceptable ester formed by the tripeptide compound of the present invention means a carboxylate ester formed from a hydroxyl group or a phenolic hydroxyl group in the compound and a carboxylic acid (including but not limited to: alkyl carboxylic acid, substituted alkyl carboxylic acid, aryl carboxylic acid, substituted aryl carboxylic acid, aralkyl carboxylic acid, substituted aralkyl carboxylic acid, cycloalkyl carboxylic acid, substituted cycloalkyl carboxylic acid, heterocyclic carboxylic acid and heteroarylalkyl carboxylic acid, such as acetate, propionate, benzoate, and nicotinate); a sulfonate ester formed from a hydroxyl group or a phenolic hydroxyl group in the compound and a sulfonic acid (including but not limited to: alkyl sulfonic acid, aryl sulfonic acid and substituted aryl sulfonic acid ester, such as methanesulfonate, benzenesulfonate, p-toluenesulfonate); and an ester formed from a hydroxyl group or a phenolic hydroxyl group in the compound and an amino acid (including but not limited to:  $\alpha$ -amino acid,  $\beta$ -amino

acid,  $\omega$ -amino acid, such as alanine esters and glutamate esters); and a phosphate ester formed from a hydroxyl group or a phenolic hydroxyl group in the compound and a phosphoric acid, monoalkyl phosphoric acid, dialkyl phosphoric acid, phosphorous acid (such as, diethyl phosphite).

[0066] In addition, the tripeptide compounds of the present invention and pharmaceutically acceptable (non-toxic, physiologically acceptable) "solvates", "salts" (including "acid salts", "basic salts" and internal salts), "esters", and the involved enantiomers, stereoisomers, rotamers, tautomers, and racemates are within the scope of the present invention.

[0067] In addition, it is possible to protect the sensitive or reactive groups on the molecules of interest in the synthesis process. Representative protecting groups are described in T. W. Greene and P. G. M. Wuts "Protective Groups in Organic Synthesis" John Wiley & Sons, Inc., New York, 1999. The corresponding protecting groups can be added or removed using methods well known in the art.

#### 4. Pharmaceutical composition

[0068] The term "composition" refers to a product comprising a specific amount of a particular ingredient, and any product that is directly or indirectly formed by combination of specific amounts of particular ingredients.

[0069] "Mammal" means humans and other mammals.

[0070] "Patients" includes people and animals.

[0071] The term "effective amount" means that the amount of the compound or pharmaceutical composition described herein is effective in inhibiting angiotensin converting enzyme and thus produces the desired effect of prophylaxis, treatment, amelioration or inhibition.

[0072] The term "pharmaceutically acceptable carrier" refers to a compound and compositions having sufficient purity and quality for formulating the composition of the present invention, which does not produce an adverse reaction and acts as a pharmaceutical carrier when administered to an animal.

[0073] The term "pharmaceutically acceptable diluent" refers to a compound and compositions having sufficient purity and quality for formulating the composition of the present invention, which does not produce an adverse reaction and acts as a pharmaceutical diluent when administered to an animal.

[0074] Pharmaceutical compositions generally comprise at least one compound of the invention and one or more pharmaceutically acceptable carriers. Solid dosage forms can comprise: fillers (such as starch, microcrystalline cellulose, sucrose, glucose, lactose, sorbitol, mannitol, etc.), binders (gelatin, carboxymethylcellulose, alginate, gum acacia), humectants (glycerol), disintegrating agents (calcium carbonate, starch, agar, alginic acid), dissolution retardants (paraffin), absorption accelerators (quaternary ammonium compounds), wetting agents (cetyl alcohol, glyceryl monostearate), adsorbents (kaolin, bentonite), lubricants (talc; solid polyethylene glycol; potassium, calcium or magnesium salt of stearate; lauryl sulfate; water-soluble lubricants including sodium chloride, sodium acetate, sodium benzoate sodium oleate, colorants (clay, alumina) and buffers.

[0075] The compounds of the present invention may be formulated into suitable dosage forms, such as tablets and capsules, in accordance with conventional pharmaceutical processes.

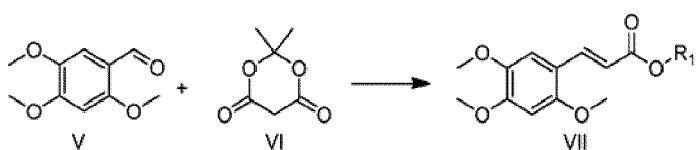
#### 5. disorders and diseases

[0076] The compounds (I) of the present invention and pharmaceutically acceptable (non-toxic, physiologically acceptable) salts, esters and pharmaceutical compositions are useful for the prevention, treatment or delay of cardiovascular and cerebrovascular diseases, particularly those associated with hypertension and complication thereof.

[0077] The disorders and disease include one or more of hypertension, coronary heart disease, angina pectoris, heart failure (acute or chronic congestive heart failure), myocardial infarction and sequelae, congestive heart disease, myocardial ischemia, myocarditis, cardiac fibrosis, myocardial hypertrophy, atherosclerosis, benign small arterial nephrosclerosis, malignant small arterial nephrosclerosis, vascular growth abnormalities and remodeling, angiogenesis-related diseases (such as new vascular macular degeneration), hyperaldosteronism, arrhythmia, kidney disease, diabetes, stroke, thrombosis, renal failure (such as diabetic nephropathy), hyperlipidemia, obesity, hyperglycemia, retinal arteriosclerosis, and hypertensive fundus lesions.

6. The method for preparation of asarum alcohol involved in the present invention comprises:

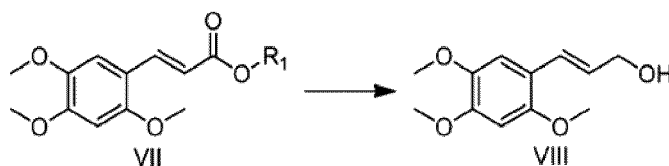
(1) reacting compound V with compound VI in the presence of a fatty alcohol and a catalyst to give compound VII :





wherein  $R_1$  is selected from a linear or branched  $C_1$ - $C_5$  alkyl; and

(2) reducing compound VII to give compound VIII;



**[0078]** In step (1), compound VI is reacted with aliphatic alcohol in xylene, toluene or benzene under reflux for 3-12 hours, and preferably for 4-10 hours. After cooling to room temperature, 2,4,5-trimethoxybenzaldehyde (compound V) and catalyst are added to the reaction mixture, and the mixture is further refluxed for 5-24 hours and preferably for 8-14 hours to give compound VII. The aliphatic alcohol used in step (1) is one of methanol, ethanol, propanol, isopropanol, butanol, isobutanol, n-amyl alcohol and isoamyl alcohol, or any combination thereof, and preferably one of methanol and ethanol, or any combination thereof. The molar ratio of the aliphatic alcohol to compound VI is 1 : 1 to 1 : 10, and preferably the molar ratio of the aliphatic alcohol to compound VI is 1 : 1 to 1 : 4. The catalyst used is one of pyridine, 2,4,6-trimethylpyridine, 2,6-dimethylpyridine, 2,6-di-*tert*-butyl-4-methylpyridine, 4-dimethylpyridine, piperidine and tetrahydropyrrole, or any combination thereof. The molar ratio of the catalyst to 2,4,5-trimethoxybenzaldehyde is 0.1 : 1 to 2 : 1.

**[0079]** In step 2, the reducing agent used is sodium borohydride, sodium dihydro-bis(2-methoxyethoxy) aluminate, lithium aluminum hydride or diisobutylaluminum hydride, and the molar ratio of the reducing agent to compound VII is 1 : 1 to 10 : 1. The solvent used is one of tetrahydrofuran, 1,4-dioxane, dimethylethyl ether, toluene, benzene, xylene, diethyl ether, methyl *tert*-butyl ether, dichloromethane, dichloroethane, trichloromethane, tetrachloromethane and n-hexane or any combination thereof. The reaction temperature is between 78 °C and 25 °C; and the reaction time is between 0.5 and 24 hours.

Abbreviations:

**[0080]**

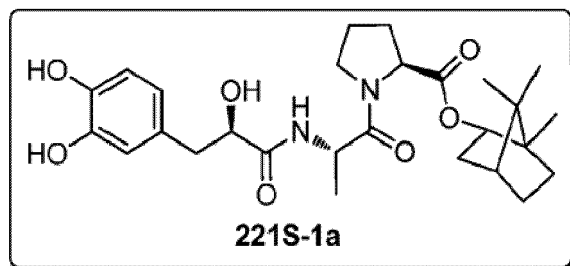
EDCI	1-ethyl-(3-dimethylaminopropyl)carbodiimide hydrochloride
DCC	Dicyclohexylcarbodiimide
Alloc	Allyloxycarbonyl
Fmoc	Fluorenylmethoxycarbonyl
Bn	Benzyltrityl
Tr	Trityl
T3P®	1-propylphosphoric anhydride
HOBt	1-hydroxybenzotriazole
THF	Tetrahydrofuran
EtOAc	Ethyl acetate
MeOH	Methanol
EtOH	Ethanol
TFA	Trifluoroacetic acid
DCM	Dichloromethane
DIPEA	Diisopropylethylamine
DMF	<i>N,N</i> -dimethyl acetamide
DMSO	Dimethyl sulfoxide
DMAP	4- <i>N,N</i> -dimethylpyridine
HATU	2-(7-azobenzotriazole)- <i>N,N,N',N'</i> -tetramethyluronium hexafluorophosphate
PyBOP	1H-benzotriazol-1-yloxytripyrrolidyl hexafluorophosphate
Boc	<i>tert</i> -butoxycarbonyl
Cbz	Benzyloxycarbonyl
NMR	nuclear magnetic resonance
MS	mass spectrometry

**[0081]** Hereinafter, specific preparation and examples of the present invention will be described. Unless otherwise

specified, these specific examples are not intended to limit the scope of the invention in any way, and the various materials and methods used in the examples are within the scope of the knowledge of one skilled in the art.

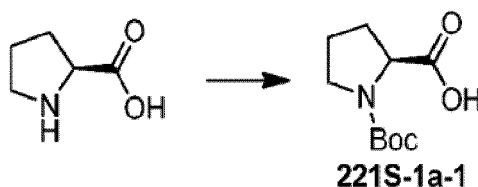
Example 1:

**[0082]**



Step 1:

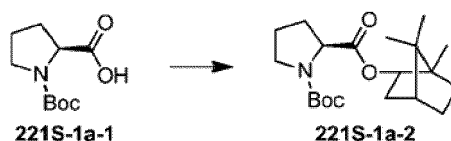
**[0083]**



**[0084]** To a 1000 ml three-necked flask equipped with a thermometer, L-proline (115.1 g, 1.0 mol), 1,4-dioxane (300 mL), and 2 mol/L aqueous sodium hydroxide solution (400 mL) were added. The mixture was cooled to 0 °C and stirred for 10 minutes. After di-tert-butyl dicarbonate (283.8 g, 1.3 mol) was added dropwise (over 60 minutes), the mixture was slowly warmed, and stirred at room temperature for 6 hours or overnight. The reaction solution was adjusted to pH = 4 with 4 mol/L of dilute hydrochloric acid, extracted with ethyl acetate/water system and washed three times. The organic phases were combined and dried over anhydrous sodium sulfate to obtain 189.2 g of 221S-1a-1 as white solid in 88% yield.

Step 2:

**[0085]**



**[0086]** To a 500 ml three-necked flask equipped with a thermometer, 221S-1a-1 (2.15 g, 10.0 mmol), tetrahydrofuran (35 mL), D-borneol (1.39 g, 9 mmol), and DMAP (0.12 g, 1 mmol) were added. The mixture was cooled to 0 °C and stirred for 5 minutes. After EDCI (2.30 g, 12 mmol) was added portionwise (over 15 min), the mixture was slowly warmed to room temperature for 24 hours. The reaction solution was extracted with ethyl acetate/water system and washed three times. The organic phases were combined and dried over anhydrous sodium sulfate and suction filtered. The resulting solid was separated by silica gel chromatography column to obtain 2.28 g of 221S-1a-2 in 60% yield.

Step 3:

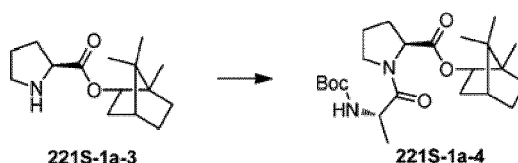
**[0087]**



**[0088]** To a 500 ml single-necked flask, 221S-1a-2 (3.51 g, 10 mmol), trifluoroacetic acid (8 mL), and dichloromethane (16 mL) were added. The mixture was stirred at room temperature under a nitrogen atmosphere for 5 hours, concentrated under reduced pressure, and after addition of ethyl acetate (50 mL), water (50 mL), and saturated aqueous sodium bicarbonate solution (50 mL), was extracted three times. The organic phases were combined, dried over anhydrous sodium sulfate, suction filtered and concentrated under reduced pressure, to obtain 2.2 g of 221S-1a-3 as a pale yellow oil or semi-solid in 88% yield. The product was used directly in the next step without further purification.

Step 4:

**[0089]**



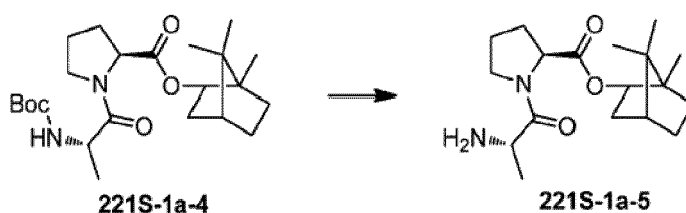
**[0090]** To a 250 ml single-necked flask, 221S-1a-3 (2.51 g, 10 mmol), *N*-Boc-Ala (2.08 g, 11 mmol), dichloromethane (50 mL), HOBT (1.49 g, 11 mmol), and EDCI (2.30 g, 12 mmol) were added. The mixture was stirred overnight at room temperature under a nitrogen atmosphere, concentrated under reduced pressure, and after addition of ethyl acetate (50 mL), water (50 mL), and saturated aqueous sodium bicarbonate solution (50 mL), was extracted three times. The organic phases were combined, dried over anhydrous sodium sulfate, suction filtered and concentrated under reduced pressure. The resulting crude product was isolated by silica gel chromatography column to obtain 3.85 g of 221S-1a-4 as a pale yellow oil in 91.2% yield.

MS  $m/z$ =[ $M+1$ ]423.2900

$^1\text{H}$  NMR (600 MHz,  $\text{CDCl}_3$ )  $\delta$  5.39 (d,  $J$  = 8.0 Hz, 1H), 4.96 (d,  $J$  = 9.7 Hz, 1H), 4.56 (dd,  $J$  = 8.4, 3.9 Hz, 1H), 4.52 - 4.44 (m, 1H), 3.65 - 3.58 (m, 1H), 2.38 - 2.30 (m, 1H), 2.27 - 2.20 (m, 1H), 2.09 - 1.97 (m, 3H), 1.90 - 1.84 (m, 1H), 1.77 - 1.72 (m, 1H), 1.70 - 1.67 (m, 1H), 1.43 (s, 9H), 1.36 (d,  $J$  = 6.9 Hz, 3H), 1.33 - 1.21 (m, 3H), 1.03 (dd,  $J$  = 13.8, 3.3 Hz, 1H), 0.89 (s, 3H), 0.86 (s, 3H), 0.80 (s, 3H).

Step 5:

**[0091]**



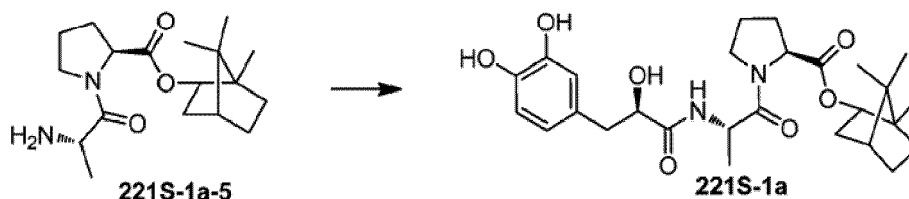
**[0092]** 4.22 g of 221S-1a-4 was added according the procure as described in step 3, Example 1, to obtain 2.93 g of 221S-1a-5 as a light yellow or off-white solid in 91% yield. The product was used directly in the next step without further purification.

MS  $m/z$ =[ $M+1$ ]323.2386

$^1\text{H}$  NMR (600 MHz,  $\text{cdcl}_3$ )  $\delta$  4.94 (d,  $J$  = 9.7 Hz, 1H), 4.54 (dd,  $J$  = 8.6, 4.4 Hz, 1H), 4.34 (d,  $J$  = 6.7 Hz, 1H), 3.69 - 3.63 (m, 1H), 3.59 - 3.54 (m, 1H), 2.36 - 2.27 (m, 2H), 2.13 - 2.00 (m, 4H), 1.83 - 1.74 (m, 2H), 1.72 - 1.68 (m, 1H), 1.56 (d,  $J$  = 7.0 Hz, 3H), 1.51 (d,  $J$  = 6.9 Hz, 1H), 1.34 - 1.27 (m, 1H), 1.26 - 1.20 (m, 1H), 0.97 (dd,  $J$  = 13.8, 3.2 Hz, 1H), 0.89 (s, 3H), 0.87 (s, 3H), 0.78 (s, 3H).

Step 6:

[0093]



[0094] To a 100 ml single-necked flask, 221S-1a-5 (0.322 g, 1.0 mmol), D-Danshensu (0.22 g, 1.1 mmol), *N,N*-dimethylformamide (5 mL) / hexamethylphosphoramide (5 mL), HOBT (0.15 g, 1.1 mmol) and EDCI (0.18 g, 1.3 mmol) were added. The mixture was stirred for 36 hours at room temperature under nitrogen atmosphere, and after addition of ethyl acetate (50 mL), water (50 mL), and saturated aqueous sodium bicarbonate solution (50 mL), was extracted three times. The organic phases were combined, dried over anhydrous sodium sulfate, suction filtered and concentrated under reduced pressure. The resulting crude product was isolated by silica gel column chromatography to obtain 0.28 g of 221S-1a as a off-white or light white foam solid in 56% yield.

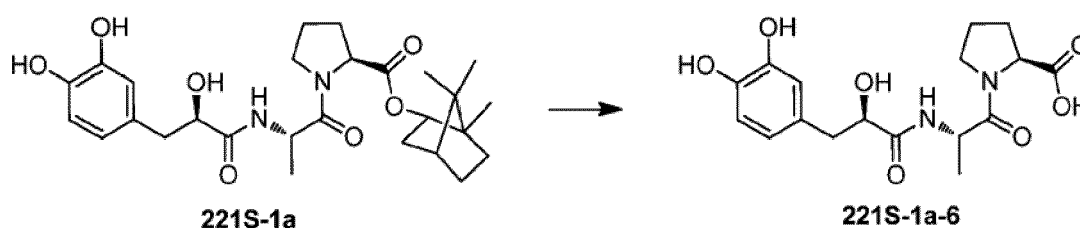
MS  $m/z$ =[M+1]: 503.0

$^1\text{H}$  NMR (600 MHz,  $\text{CDCl}_3$ )  $\delta$  8.16 (s, 1H), 7.42 (d,  $J$  = 8.1 Hz, 1H), 6.81 (d,  $J$  = 8.0 Hz, 1H), 6.71 (s, 1H), 6.65 (d,  $J$  = 9.8 Hz, 1H), 5.85 (s, 1H), 4.93 (d,  $J$  = 9.0 Hz, 1H), 4.81 - 4.73 (m, 1H), 4.31 - 4.26 (m, 1H), 4.23 (dd,  $J$  = 8.6, 4.3 Hz, 1H), 3.81 (dd,  $J$  = 17.0, 7.3 Hz, 1H), 3.68 - 3.59 (m, 1H), 3.34 (d,  $J$  = 4.6 Hz, 1H), 3.10 (dd,  $J$  = 14.1, 3.9 Hz, 1H), 2.96 (dd,  $J$  = 14.1, 8.1 Hz, 1H), 2.37 - 2.31 (m, 1H), 2.25 - 2.17 (m, 1H), 2.12 - 2.01 (m, 2H), 1.98 - 1.92 (m, 1H), 1.90 - 1.84 (m, 1H), 1.79 - 1.73 (m, 1H), 1.68 (t,  $J$  = 4.4 Hz, 1H), 1.40 (d,  $J$  = 7.0 Hz, 3H), 1.35 - 1.20 (m, 3H), 1.02 (dd,  $J$  = 13.8, 3.4 Hz, 1H), 0.88 (s, 3H), 0.86 (s, 3H), 0.80 (s, 3H).

$^{13}\text{C}$  NMR (600 MHz,  $\text{CDCl}_3$ )  $\delta$  173.49 (s), 171.96 (s), 171.74 (s), 144.03 (s), 143.97 (s), 128.27 (s), 121.54 (s), 116.89 (s), 115.15 (s), 81.17 (s), 72.79 (s), 59.51 (s), 49.08 (s), 48.10 (s), 47.32 (s), 46.48 (s), 44.95 (s), 39.81 (s), 36.64 (s), 29.30 (s), 28.14 (s), 27.29 (s), 24.94 (s), 19.82 (s), 18.94 (s), 17.71 (s), 13.70 (s), 0.15 (s).

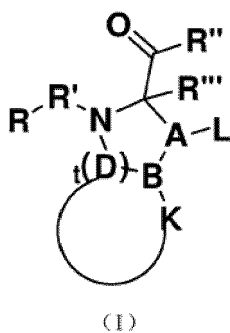
Step 7:

[0095]



[0096] To a 100 ml single-necked flask, 221S-1a (0.251 g, 0.5 mmol), Lithium hydroxide (0.05 g, 2.0 mmol), water: methanol: tetrahydrofuran in 3: 1: 1 (10 mL) were added. The mixture was stirred for 16 hours at room temperature under nitrogen atmosphere, and after addition of ethyl acetate (30 mL) and water (30 mL), was extracted three times. The organic phases were combined, dried over anhydrous sodium sulfate, suction filtered and concentrated under reduced pressure. The resulting crude product was isolated by silica gel column chromatography to obtain 0.14 g of 221S-1a-6 as an off-white or light white foam solid in 76% yield. MS  $m/z$ =[M+1]: 366.9

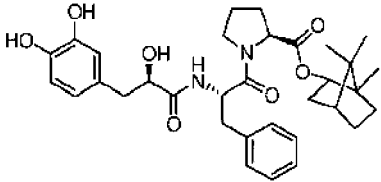
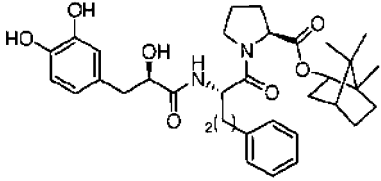
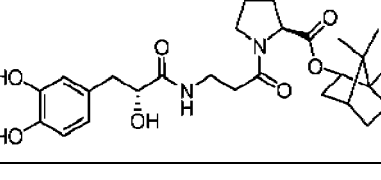
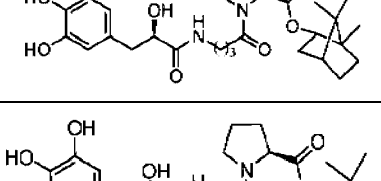
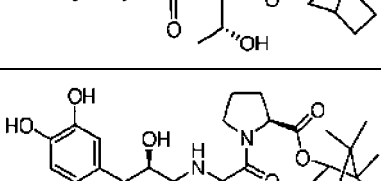
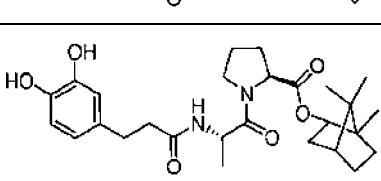
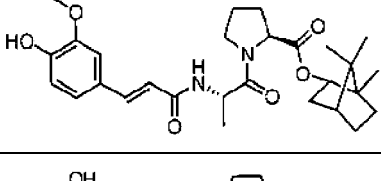
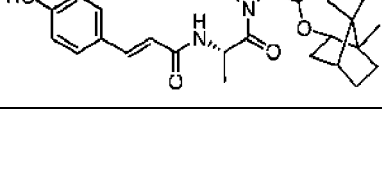

[0097] The following compound examples 2-28 of formula (I) were prepared according to the procedure described in example 1 above, using appropriate starting materials and reagents.



Example	No.	Structure formula	molecular formula	MS ESI +ve m/z: [M+1] <sup>+</sup> ,	
				calculated	measured
<b>2</b>	221S-1b		C <sub>27</sub> H <sub>38</sub> N <sub>2</sub> O <sub>7</sub>	503.3	503.0
<b>3</b>	221S-2a		C <sub>29</sub> H <sub>42</sub> N <sub>2</sub> O <sub>7</sub>	531.3	531.0
<b>4</b>	221S-3a		C <sub>30</sub> H <sub>44</sub> N <sub>2</sub> O <sub>7</sub>	545.3	545.0
<b>5</b>	221S-4a		C <sub>30</sub> H <sub>44</sub> N <sub>2</sub> O <sub>7</sub>	515.3	545.0
<b>6</b>	221S-5a		C <sub>30</sub> H <sub>44</sub> N <sub>2</sub> O <sub>7</sub>	545.3	545.0
<b>7</b>	221S-6a		C <sub>29</sub> H <sub>40</sub> N <sub>2</sub> O <sub>7</sub>	529.3	529.0
<b>8</b>	221S-7a		C <sub>29</sub> H <sub>42</sub> N <sub>2</sub> O <sub>7</sub> S	563.3	563.0

EP 3 225 627 B9

(continued)

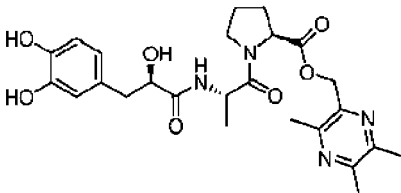
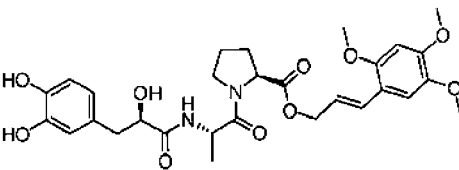
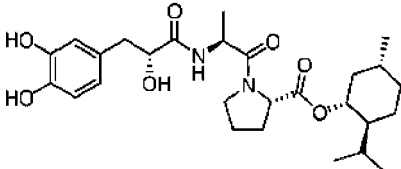
Example	No.	Structure formula	molecular formula	MS ESI +ve m/z: [M+1] <sup>+</sup> ,	
9	221S-8a		C <sub>63</sub> H <sub>12</sub> N <sub>2</sub> O <sub>7</sub>	579.3	579.0
10	221S-9a		C <sub>34</sub> H <sub>44</sub> N <sub>2</sub> O <sub>7</sub>	593.3	593.0
11	221S-11a		C <sub>27</sub> H <sub>38</sub> N <sub>2</sub> O <sub>7</sub>	503.3	501.0
12	221S-12a		C <sub>28</sub> H <sub>40</sub> N <sub>2</sub> O <sub>7</sub>	517.3	517.0
13	221S-14a		C <sub>28</sub> H <sub>40</sub> N <sub>2</sub> O <sub>6</sub>	533.3	533.0
14	221S-15a		C <sub>26</sub> H <sub>36</sub> N <sub>2</sub> O <sub>7</sub>	489.3	489.0
15	221S-22a		C <sub>27</sub> H <sub>38</sub> N <sub>2</sub> O <sub>6</sub>	487.3	487.0
16	221S-27a		C <sub>28</sub> H <sub>38</sub> N <sub>2</sub> O <sub>6</sub>	499.3	499.0
17	221S-28a		C <sub>27</sub> H <sub>36</sub> N <sub>2</sub> O <sub>6</sub>	485.3	485.0

EP 3 225 627 B9

(continued)

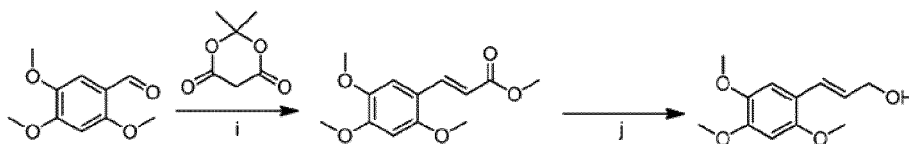
Example	No.	Structure formula	molecular formula	MS ESI +ve m/z: [M+1] <sup>+</sup> ,	
18	221S-29a		C <sub>26</sub> H <sub>36</sub> N <sub>2</sub> O <sub>6</sub>	473.3	473.0
19	221S-30a		C <sub>25</sub> H <sub>34</sub> N <sub>2</sub> O <sub>6</sub>	459.2	458.9
20	221S-31a		C <sub>26</sub> H <sub>34</sub> N <sub>2</sub> O <sub>7</sub>	475.2	474.9
21	221S-106a		(C <sub>36</sub> H <sub>46</sub> N <sub>2</sub> O <sub>7</sub> )	619.3	619.0
22	221S-108a		C <sub>32</sub> H <sub>46</sub> N <sub>2</sub> O <sub>7</sub> S	603.3	603.0
23	221S-110a		C <sub>33</sub> H <sub>48</sub> N <sub>2</sub> O <sub>7</sub>	585.3	585.0
24	221S-112a		C <sub>32</sub> H <sub>44</sub> N <sub>2</sub> O <sub>7</sub>	569.3	569.0
25	221S-114a		C <sub>36</sub> H <sub>52</sub> N <sub>2</sub> O <sub>7</sub>	625.4	625.0

(continued)

Example	No.	Structure formula	molecular formula	MS ESI +ve m/z: [M+1] <sup>+</sup>	
26	221S-119a		C <sub>25</sub> H <sub>32</sub> N <sub>4</sub> O <sub>7</sub>	501.2	500.9
27	221S-130a		C <sub>29</sub> H <sub>36</sub> N <sub>2</sub> O <sub>10</sub>	573.2	572.9
28	221S-144a		C <sub>27</sub> H <sub>40</sub> N <sub>2</sub> O <sub>7</sub>	505.3	504.0

**[0098]** The coupling agent used in the synthesis of 221S-2a and 221S-144a was T3P®; the coupling agent used in the synthesis of 7a was HATU and the base used was DIPEA; the coupling agent used in the synthesis of 221S-119a was PyBOP; and the agent used in the synthesis of 221S-11a and 221S-12a was DCC.

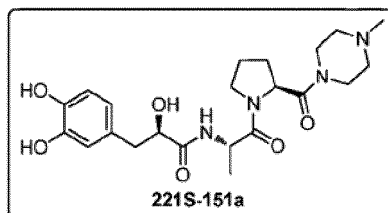
**[0099]** The synthesis of the key intermediate L-Danshensu can be found in CN 103288630, the synthesis of ligustrazine alcohol can be found in Journal of Natural Products, 2012, 75 (9), 1589-1594, and the synthesis of cyclohexaneproline can be found in Org. Biomol. Chem., 2012, 10, 2840-2846. The synthesis route of asarum alcohol is as follows:



i: (1) methanol, toluene, 110°C, 4 hours; (2) pyridine, hexahydropyridine, reflux for 18 hours; j: LiAlH<sub>4</sub>, THF, ice, AlCl<sub>3</sub>, 0°C, 30 minutes

Example 29:

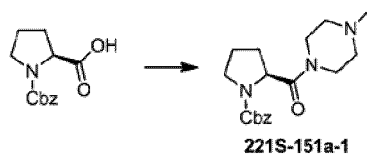
**[0100]**





Step 1:

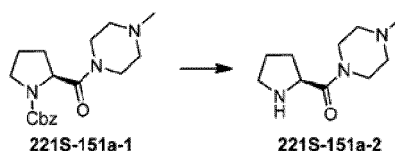
[0101]



[0102] To a 500 ml three-necked flask equipped with a thermometer, *N*-Cbz proline (2.49 g, 10 mmol), DCM (50 mL), 1-methylpiperazine (1.10 g, 11 mmol), and DMPA (0.12 g, 1.0 mmol) were added. The mixture was cooled to 0°C and stirred for 5 minutes. After EDCI (2.30 g, 12 mol) was added portionwise (over 15 minutes), the mixture was slowly warmed, and at room temperature for 24 hours. The reaction solution was extracted with ethyl acetate/water system and washed three times. The organic phases were combined, dried over anhydrous sodium sulfate and suction filtered. The resulting solid was separated by silica gel chromatography column to obtain 2.91 g of 221S-151a-1 in 88% yield.

Step 2:

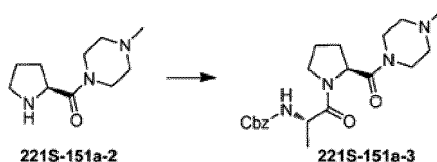
[0103]



[0104] To a 500 ml three-necked flask, 221S-151a-1 (1.66 g, 5mmol), palladium on carbon (0.16 g), and methanol (25 mL) were added, and hydrogen gas was introduced. The mixture was stirred at room temperature under normal pressure for 24 hours. The palladium on carbon was removed by filtration, and the filtrate was subjected to rotary evaporation under reduced pressure. The resulting oil was separated by silica gel chromatography column to obtain 0.89 g of 221S-151a-2 in 90% yield.

Step 3:

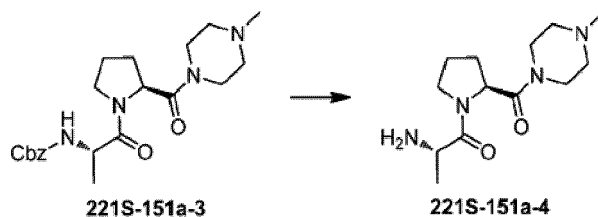
[0105]



[0106] To a 500 ml three-necked flask equipped with a thermometer, 221S-151a-2 (1.97g, 10 mmol), DCM (50mL), *N*-Cbz alanine (2.45, 11 mmol) and DMAP (0.12 g, 1.0 mmol) were added, respectively. The mixture was cooled to 0 °C and stirred for 5 minutes. After EDCI (2.30 g, 12 mol) was added portionwise (over 15 minutes), the mixture was slowly warmed, and at room temperature for 24 hours. The reaction solution was extracted with ethyl acetate/water system and washed three times. The organic phases were combined, dried over anhydrous sodium sulfate and suction filtered. The resulting solid was separated by silica gel chromatography column to obtain 3.26 g of 221S-151a-3 in 81% yield.

Step 4:

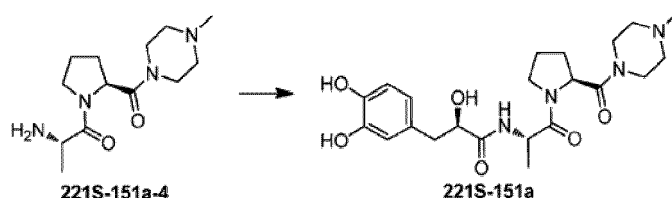
[0107]



[0108] According to the same procedure as step 2 of Example 29, 4.02 g of 221S-151a-3 was added to obtain 2.01 g of 221S-151a-4 in 75% yield.

Step 5:

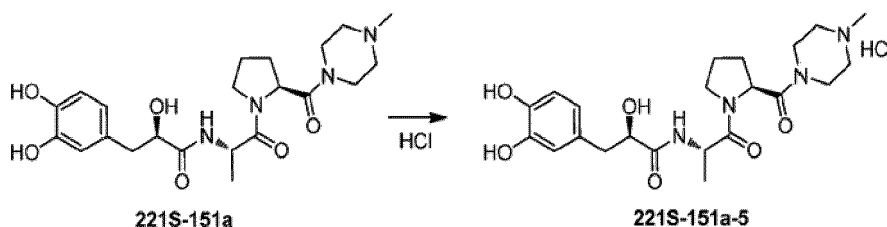
[0109]



[0110] According to the same procedure as step 6 of Example 1, 0.27 g of 221S-151a-4 was added to obtain 0.27 g of 221S-151a in 61% yield.

Step 6:

[0111]



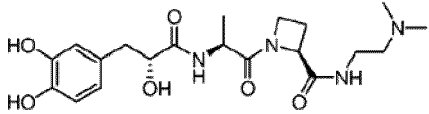
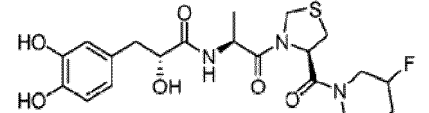
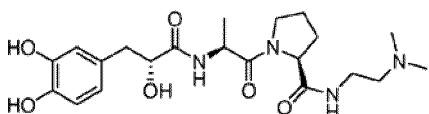
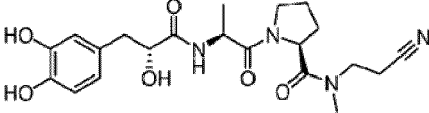
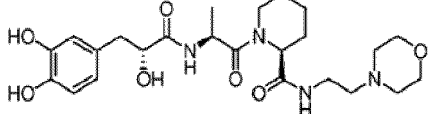
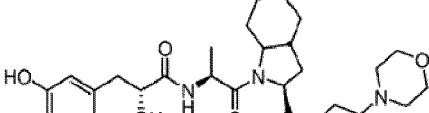
[0112] To a 500 ml three-necked flask, 221S-151a (0.45 g, 1 mmol), and methanol (25 mL) were added. The mixture was cooled to 0 °C and stirred for 5 minutes, and after slow introduction of hydrochloric acid gas, stirred at 2-4 °C for 4 hours, then suction filtered to obtain 0.40 g of 221S-151a-5 in 83% yield.

[0113] Other compounds containing amines can be prepared in the same manner into hydrochloride salt. In addition, other acid salts can be prepared in a similar manner, wherein corresponding acid was slowly added into a solvent containing an amine compound, and the mixture was stirred at low temperature (2-4 °C) or room temperature for 2-10 hours to obtain the corresponding acid salt.

### Examples 30-35

[0114] The following compounds were prepared according to the procedure described in Example 19 mentioned above, using appropriate starting materials and reagents.

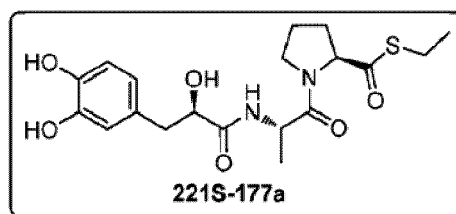
Table 2

Example	No.	Structure formula	molecular formula	MS ESI +ve m/z: [M+1] <sup>+</sup> ,	
				calculated	measured
30	221S-149a		C <sub>20</sub> H <sub>30</sub> N <sub>4</sub> O <sub>6</sub>	423.2	422.9
31	221S-150a		C <sub>21</sub> H <sub>28</sub> FN <sub>3</sub> O <sub>6</sub> S	470.2	469.9
32	221S-152a		C <sub>21</sub> H <sub>32</sub> N <sub>4</sub> O <sub>6</sub>	437.2	436.9
33	221S-153a		C <sub>21</sub> H <sub>28</sub> N <sub>4</sub> O <sub>6</sub>	433.2	432.9
34	221S-158a		C <sub>24</sub> H <sub>36</sub> N <sub>4</sub> O <sub>7</sub>	493.3	493.0
35	221S-161a		C <sub>27</sub> H <sub>40</sub> N <sub>4</sub> O <sub>7</sub>	533.3	533.0

**[0115]** In the synthesis of 221S-153a, proline and alanine were protected with Boc, and the Boc-deprotection reaction was carried out according to Step 2 of Example 1.

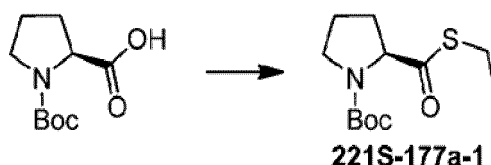
Example 36:

**[0116]**



Step 1:

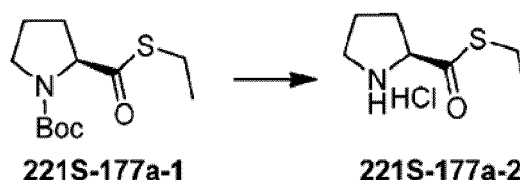
**[0117]**



**[0118]** N-Boc proline (21.5 g, 0.1 mol), DCC (20.6 g, 1.0 mol), DMAP (1.22 g, 0.01 mmol) were added sequentially to 150 mL of DMF. The reaction mixture was stirred at room temperature for 10 minutes and then cooled to 0° C. After ethanethiol (6.82 g, 0.11 mol) was added dropwise, the reaction was left overnight. 200 mL of water was added to the reaction system to quench the reaction. The reaction mixture was filtered and the filter cake was washed with ethyl acetate to remove DCU. The organic phases were combined, washed successively with saturated aqueous sodium carbonate solution (20 mL × 3), water and saturated aqueous sodium chloride solution, dried over anhydrous magnesium sulfate, filtered and concentrated. After purification by a low pressure column chromatography, 18.4 g of product 221S-177a-1 was obtained in 71% yield.

Step 2:

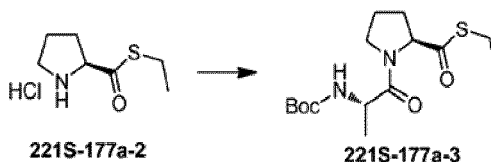
**[0119]**



**[0120]** 221S-177a-1 (2.59 g, 10 mmol) was dissolved in EtOAc (25 mL) and stirred well. HCl gas was bubbled at room temperature for 30 minutes, and then the remaining HCl gas was blown off by nitrogen gas. The mixture was subjected to rotary evaporation under reduced pressure, followed by vacuum drying, to obtain 1.66 g of 221S-177a-2 as white solid in 85% yield.

Step 3:

**[0121]**

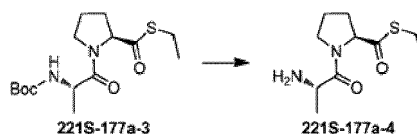


**[0122]** To a 250 mL single-necked flask, 221S-177a-2 (1.98 g, 10 mmol), N-Boc-alanine (2.08 g, 11 mmol), DCM (50 mL), HOBT (1.49 g, 11 mmol), and EDCI (2.30 g, 12 mmol) were added. The mixture was stirred overnight at room temperature under nitrogen gas protection, concentrated under reduced pressure, and after addition of ethyl acetate (50 mL), water (50 mL), and saturated aqueous sodium bicarbonate solution (50 mL), was extracted three times. The organic phases were combined, dried over anhydrous sodium sulfate, suction filtered and concentrated under reduced pressure. The resulting crude product was isolated by silica gel column chromatography to obtain 2.51 g of 221S-177a-3 as pale yellow oil in 76% yield.

Step 4:

**[0123]**

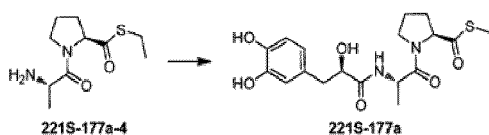
# EP 3 225 627 B9



**[0124]** According to the same procedure as step 5 of Example 1, 3.3 g of 221S-177a-3 was added to obtain 1.66 g of 221S-177a-4 as a off-white solid in 74% yield. MS ESI +ve m/z: 231. 9. The product was used directly in the next step without further purification.

Step 5:

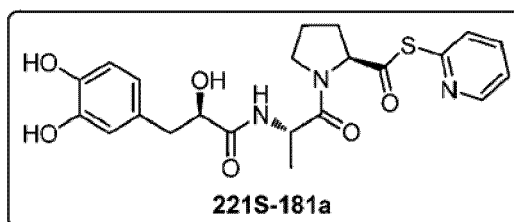
**[0125]**



**[0126]** According to the same procedure as Step 6 of Example 1, 0.23 g of 221S-177a-4 was added to obtain 0.22 g of 221S-177a in 51% yield. MS ESI +ve m/z: 411.2.

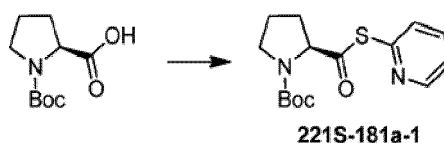
Example 37:

**[0127]**



Step 1:

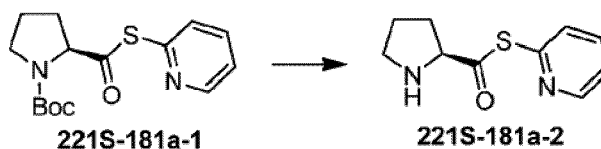
**[0128]**



**[0129]** In dry THF (40 mL), *N*-Boc (2.15 g, 10 mmol) was dissolved and then 2,2'-dithiopyridine (2.20 g, 10 mmol) and triphenylphosphine (3.14 g, 12 mmol) were added. The mixture was stirred at room temperature for 3 hours and extracted with ethyl acetate/water system. The organic phases were combined, washed with water, saturated aqueous sodium chloride solution, dried over anhydrous magnesium sulfate, filtered and concentrated. After purification by a low pressure column chromatography, 2.46 g of product 221S-181a-1 was added in 80% yield.

Step 2:

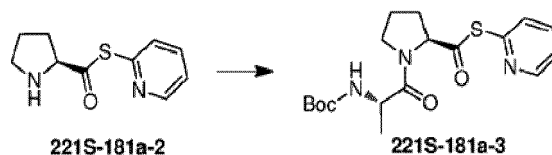
**[0130]**



**[0131]** According to the same procedure as Step 3 of Example 1, 3.08 g of 221S-181a-1 was added to obtain 1.62 g of 221S-181a-2 in 78% yield. MS ESI +ve m/z: 209.0

Step 3:

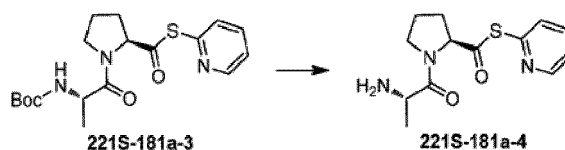
**[0132]**



**[0133]** According to the same procedure as Step 4 of Example 1, 2.08 g of 221S-181a-2 was added to obtain 3.31 g of 221S-181a-3 in 87% yield. MS ESI +ve m/z: 379.9.

Step 4:

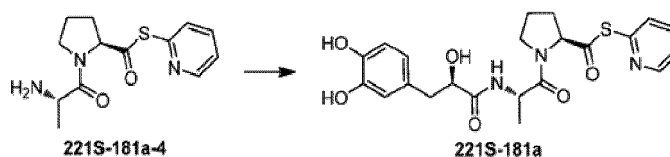
**[0134]**



**[0135]** According to the same procedure as Step 3 of Example 1, 3.80 g of 221S-181a-3 was added to obtain 2.0 g of 221S-181a-4 in 73% yield. MS ESI +ve m/z: 279.9.

Step 5:

**[0136]**

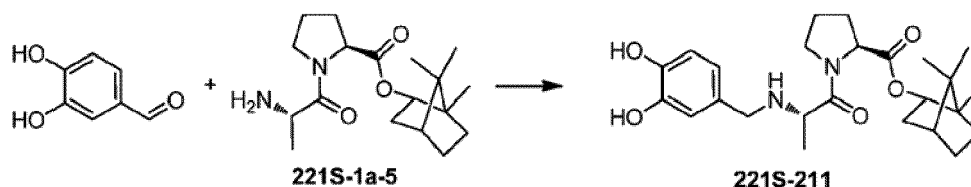


**[0137]** According to the same procedure as Step 6 of Example 1, 0.28 g of 221S-181a-4 was added to obtain 0.22 g of 221S-181 in 48% yield. MS ESI +ve m/z: 460.0.

### Example 37:

Step 1:

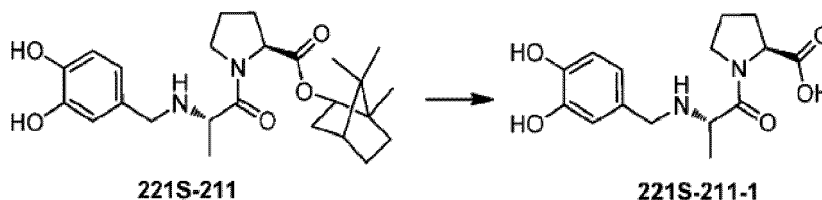
**[0138]**



10 [0139] To a 250 mL single-necked flask, 221S-1a-5 (0.32 g, 1.0 mmol), protocatechualdehyde (0.166 g, 1.2 mmol), dichloroethane (25 mL), sodium cyanoborohydride (0.10 g, 1.5 mmol) and 2 drops of acetic acid were added. The mixture was at room temperature under nitrogen gas protection for 6 hours, concentrated under reduced pressure, and after addition of ethyl acetate (50 mL), water (50 mL), and saturated aqueous sodium bicarbonate solution (50 mL), extracted three times. The organic phases were combined, dried over anhydrous sodium sulfate, suction filtered and concentrated under reduced pressure. The resulting crude product was isolated by silica gel chromatography column to obtain 0.15 g of 221 S-221 as pale yellow oil in 34% yield.

15 Step 2:

[0140]



25 [0141] According to the same procedure as Step 7 of Example 1, 0.44 g of 221S-221 was added to obtain 0.16 g of 221S-221-1 in 52% yield. MS ESI +ve m/z : 309. 2

30 [0142] The specific examples described in the present invention are merely illustrative description of the spirit of the present invention. It will be apparent to those skilled in the art to which this invention pertains that various modifications, additions and alternatives may be made to the described specific embodiments without departing from the spirit of the invention or as defined in the appended claims.

LC-MS Test Method of the Invention

35 [0143] LC-QTOF MS & MS/MS conditions: HPLC equipment: Agilent 1200 Infinity LC; column: Agilent HC-C18 4.6 × 250 mm, 5 μm; flow rate: 0.6 mL/min.; column temperature: 30° C; Mobile phase: A-H<sub>2</sub>O, 0.1% acetic acid/B-methanol, A:B = 20:80; MS equipment: Agilent 6520 QTOF; ion source: Dual ESI; ion mode: positive; ion spray voltage: 3500 V; dry gas temperature: 350° C; dry gas flow rate: 10.0 L/min. (N<sub>2</sub>); sprayer pressure: 45 psi (N<sub>2</sub>); breaker voltage: 130 V; collision energy: 10, 25 and 40 eV, respectively.

40 [0144] The present invention relates to novel angiotensin converting enzyme inhibitors and their biological activity is further described by the following *in vivo* and *in vitro* assays.

Determination of angiotensin-converting enzyme (ACE) activity

45 *In vitro* ACE activity test

50 [0145] High Performance Liquid Chromatography assay: Reference is made to the method described in Cushman et al. (Biochemical Pharmacology, 1971, 20 (7): 1637-1648.; Journal of Dairy Science, 1995, 78 (4): 777-783.), the angiotensin-converting enzyme activity of the compounds of the present invention were assayed using the reported method. This method was based on the content of hippuric acid (Hip), a hydrolyzate of the Ang I mimic hippuryl-histidyl-leucine (HHL), which is suitable for continuous monitoring of ACE activity. Upon the addition of an ACE inhibitor, the progress of the reaction can be inhibited, thereby reducing the production of hippuric acid. Thus, ACE inhibitory activity is obtained by measuring the change in UV absorbance at 228 nm of hippuric acid produced before and after the addition of the inhibitor.

**Material and Method:**

(1) Material:

Experimental apparatus:

**[0146]**Table 3 Experimental apparatus for *in vitro* activity test

Device/instrument name	model	manufacturer
Microplate reader	MULTISKAN GO	Thermo, US
Vortex mixer	VORTEX-6	Haimen Qilin Bei'er, China
Analytical balance	Mettler Toledo XS105	Mettler-Toledo International GmbH
pH meter	PHS-3C	Shanghai Leici instrument factory
Thermostatic water bath oscillators	THZ-82	Guohua, China

Experimental reagents:

**[0147]**Table 4 Experimental reagents for *in vitro* activity test

chemical name	specification	manufacturer
ACE		Sigma
Hip	AR	Sigma
HHL	AR	Sigma
HEPES		Sigma

(2) Experimental method

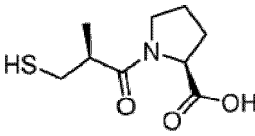
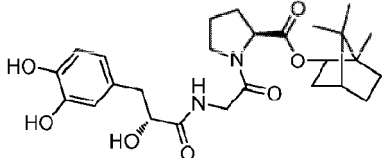
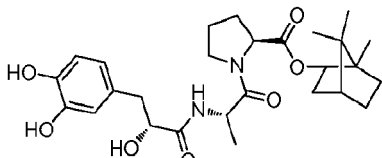
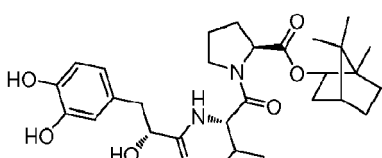
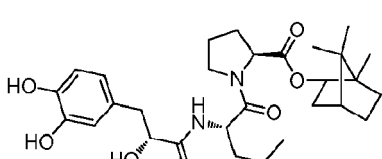
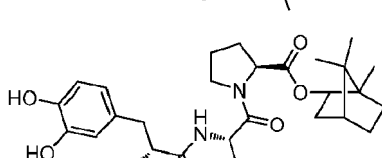
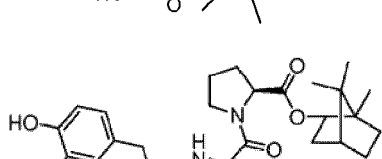
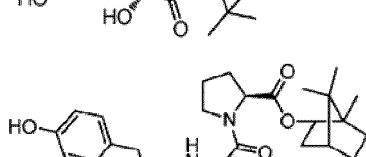
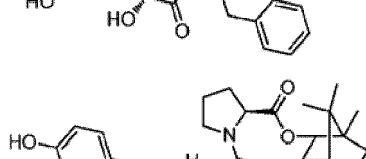
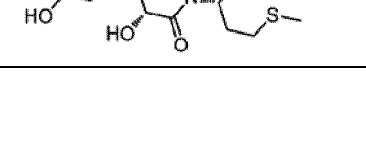
**[0148]** A mixture of 25  $\mu$ l of sample solution (dissolved in 50 mM HEPES hydrochloric acid buffer, pH = 8.3, containing 300 mM NaCl, 50  $\mu$ mol) and 200  $\mu$ l of 3% substrate HHL (dissolved in the same buffer) were kept at 37 ° C for 6 min. After the addition of 50  $\mu$ l of ACE (0.5 U, dissolved in 1.5 mL of the same buffer), the reaction was carried out at 37 ° C for 15 minutes, then 250  $\mu$ l of 1 mol/L hydrochloric acid was added to stop the reaction. The reaction mixture was mixed evenly and allowed to stand for 5 min. After 2 mL of ethyl acetate was added, the mixture was vigorously shaken for 60 s and centrifuged at 1000 x g for 10 min. The supernatant was placed in boiling water bath for 15 min, and after the addition of 3 mL of deionized water, mixed and allowed to stand. 20  $\mu$ l of reactants was loaded for detecting hippuric acid by reversed phase high performance liquid chromatography. The inhibitory effect of the sample on ACE was judged by the amount of hippuric acid produced, and the buffer was used in place of sample solution as a blank control. inhibition rate of the sample on ACE (%) = (peak value of the control hippuric acid - peak value of the sample hippuric acid)/peak value of the control hippuric acid  $\times$  100%.

Chromatographic conditions:

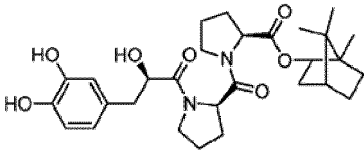
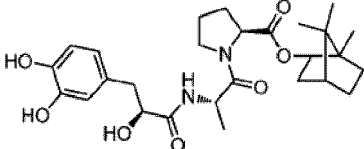
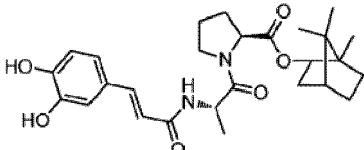
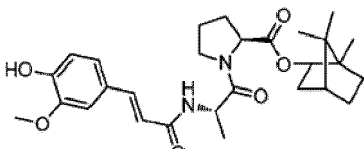
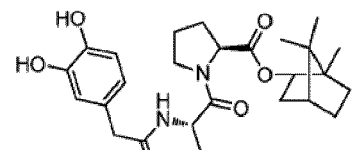
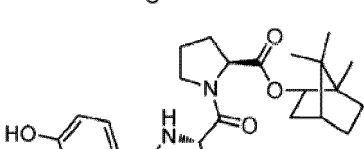
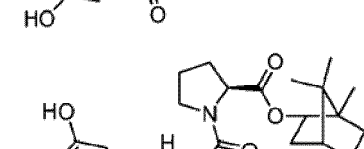
**[0149]** Ultraviolet detector; wavelength: 228 nm; Column: Agilent HC-C<sub>18</sub> 4.6  $\times$  250 mm, 5 $\mu$ m; Flow rate: 1.0 mL/min; Injection volume: 20  $\mu$ L; Column temperature: 30° C; Mobile phase: acetonitrile-water (80/20). The results are shown in Table 5:



Table 5

Compound No.	Formular	IC <sub>50</sub> (nM)
5 Captopril		28 ± 6
10 221S-15a		33 ± 6
15 221S-1a		23 ± 9
20 221S-2a		37 ± 5
25 221S-3a		27 ± 7
30 221S-4a		34±7
35 221S-5a		28±9
40 221S-8a		65±5
45 221S-7a		78±5
50 221S-7a		78±5
55		

(continued)

Compound No.	Formular	IC <sub>50</sub> (nM)
221S-6a		43±6
221S-1b		33±6
221S-28a		29±7
221S-27a		44±3
221S-29a		38±5
221S-30a		35±6
221S-31a		31±8

***In vivo* ACE activity test****Material and Method:**

Experimental apparatus:

**[0150]**Table 6 Experimental apparatus for *in vivo* activity test

Device/instrument name	model	manufacturer
Microplate reader	MULTISKAN GO	Thermo, US

(continued)

Device/instrument name	model	manufacturer
Vortex mixer	VORTEX-6	Haimen Qilin Bei'er, China
Analytical balance	Mettler Toledo XS105	Mettler-Toledo International GmbH
pH meter	PHS-3C	Shanghai Leici instrument factory
Tissue homogenizer	DY-89-1I	NingBo Scientz Biotechnology Co.
Thermostatic water bath oscillators	THZ-82	Guohua, China

Experimental materials:

#### [0151]

Table 7: experimental materials and reagents for in vivo activity test

chemical name	specification	manufacturer
221S compounds	Purity> 95%	homemade
Captopril	Purity> 98%	National Institutes for Food and Drug Control
Mouse angiotensin converting enzyme Enzyme-linked immunosorbent assay kit	96-well plate	Elabscience Biotechnology Co.,Ltd
Kunming mice	male	Xi'an Jiaotong University Health Science Center
PBS	pH = 7.2	homemade

Experimental principle:

**[0152]** Determination of ACE content through double antibody sandwich ELISA method: anti-mouse ACE antibody was coated on the enzyme plate, and in the experiment, mouse ACE in the sample or standard bound to the coated antibody, and free ingredients were washed away. Biotinylated anti-mouse ACE antibodies and horseradish peroxidase-labeled avidin were added sequentially. The anti-mouse ACE antibody was bound to the mouse ACE bound to the coated antibody, and biotin specifically bound to avidin, thus an immune complex was formed and the free components were washed away. A chromogenic substrate (TMB) was added, which showed blue under the catalysis of horseradish peroxidase, and became yellow after the addition of stop solution. OD value was measured at the wavelength of 450 nm using the microplate reader. A quadratic nonlinear relationship between ACE concentration and OD450 value was showed, and the concentration of ACE in the sample was calculated by drawing a standard curve.

Experimental Methods:

#### (1) Treatment of the experimental animals

**[0153]** 108 male Kunming mice weighing  $20 \pm 2$  g were randomly divided into 18 groups, including normal control group, positive control captopril group, and compound 221S group, respectively, with 6 mice per group. Animals in each group were given an intragastric administration at 0.05 mmol/kg (10 ml/kg), once a day, for 7 continuous days. 2 h after the final intragastric administration, the mice were sacrificed by cervical dislocation, and the heart, liver, brain, lung, kidney and blood were taken. The kidney was used for the test and other tissue samples were used for other experimental tests. The kidneys were diluted 10 times with PBS, homogenized, centrifuged, and the supernatant was used for the assay or stored at -20 °C.

#### (2) Operation of ELISA

**[0154]** The levels of ACE in the kidney tissues of mice were detected by ELISA. All the steps were carried out strictly according to the instructions. The main steps were as follows:

(a) addition of the sample: the blank well (the blank control well was not filled with the samples and reagents, but the other steps were kept), the standard well, and the sample-to-be-measured wells were set up, respectively. 100  $\mu$ L of standard solution or the sample to be tested was added to the remaining wells carefully at different concentrations. Be ensure there was no air bubbles. The mixture was then gently mixed. The plate was covered with a lid and reaction was performed at 37 °C for 90 min.

(b) The liquid was discarded, and the plate was spin dried without washing. 100  $\mu$ L of biotinylated antibody working solution (prepared within 15 minutes prior to use) was added to each well. The plate was covered with a membrane and incubated at 37 °C for 1 hour.

(c) The liquid in the well was discarded, and the plate was spin dried and washed 3 times. During the washing, the plate was soaked for 1-2 minutes with about 350  $\mu$ L/well, spin-dried and the liquid in the well was removed by patting gently the plate on an absorbent paper.

(d) 100  $\mu$ L of enzyme conjugate working solution (prepared within 15 minutes before use) was added to each well. The plate was covered with a membrane and incubated at 37 °C for 30 min.

(e) The liquid in the well was discarded, and the plate was spin dried and washed 5 times with the same procedure as step (c).

(f) 90  $\mu$ L of substrate solution (TMB) was added into each well and the plate was covered with a membrane and incubated at 37 °C in the dark for 15 min (appropriately shortened or extended depending on the actual development, but not more than 30 minutes, and stopped when a significant gradient occurred in the standard wells).

(g) 50  $\mu$ L of stop solution was added into each well to stop the reaction, where the blue immediately turned into yellow. The order of addition of the stop solution should be the same as that of the substrate solution.

(h) Optical density (OD) of each well was determined at 450 nm using a microplate reader. The power of the microplate reader should be turned on in advance to warm up the instrument and set the test procedure.

**[0155]** The above experimental data are expressed as  $\bar{x} \pm SD$  (SPSS19.0 statistical software, t-test method was used for statistical treatment).

**[0156]** The experimental results were shown in Fig. 1. Formula:  $y = ax^2 + bx + c$ ; where a: -0.0052; b: 0.2556; c: -0.0233;  $R^2$ : 0.9968.

**[0157]** The *in vivo* activity (ELISA) results were shown in Table 8:

Table 8

group	dose	Number of animals	ACE content (pg/ml)
blank control	water (dose is showed below)	6	111+9
Captopril	0.05 mmol/kg	6	91+9
221S-15a	0.05 mmol/kg	6	83 $\pm$ 11
221S-1a	0.05 mmol/kg	6	64 $\pm$ 8
221S-2a	0.05 mmol/kg	5	87 $\pm$ 8
221S-3a	0.05 mmol/kg	6	79 $\pm$ 7
221S-4a	0.05 mmol/kg	6	82 $\pm$ 10
221S-5a	0.05 mmol/kg	6	89 $\pm$ 11
221S-8a	0.05 mmol/kg	5	80 $\pm$ 7
221S-7a	0.05 mmol/kg	6	71 $\pm$ 9
221S-6a	0.05 mmol/kg	4	76 $\pm$ 5
221S-1b	0.05 mmol/kg	6	78 $\pm$ 12
221S-28a	0.05 mmol/kg	6	79 $\pm$ 8
221S-27a	0.05 mmol/kg	5	82 $\pm$ 11
221S-29a	0.05 mmol/kg	4	85 $\pm$ 8
221S-30a	0.05 mmol/kg	5	75 $\pm$ 8
221S-31a	0.05 mmol/kg	6	71 $\pm$ 13

**[0158]** The results showed that the compounds of the invention could reduce the content of ACE enzyme in blood of rats, and the decrease rate was higher than that of the positive drug Captopril, wherein compound 221S-Ia having the most significant reduction effect.

Determination of blood pressure in spontaneously hypertensive rats (SHR)

Experimental apparatus and reagents

Experimental apparatus

**[0159]**

Table 9 Experimental apparatus for *in vivo* activity test

device/instrument name	model	manufacturer
noninvasive multichannel blood pressure	BP2000	Visitech system
tester		
vortex mixer	VORTEX-6	Haimen Qilin Bei'er, China
analytical balance	Mettler Toledo XS105	Mettler-Toledo International GmbH

Experimental materials:

**[0160]**

Table 10: experimental materials and reagents for *in vivo* activity test

chemical name	specification	manufacturer
221S compounds	purity> 95%	homemade
Captopril	purity> 98%	National Institutes for Food and Drug Control
SHR rat	male	Beijing Vital River Laboratory Animal Technology Co., Ltd.

Experimental Methods:

**[0161]** SPF grade male spontaneously hypertensive model rats (SHR) (male, 12 weeks old, body weight  $200\text{g} \pm 20\text{g}$ ) were divided into three groups: blank group, control group and sample group, with 6 rats each group. Animals were housed in the Shaanxi Provincial Biomedical Animal Laboratory at the School of Life Sciences of Northwest University at a temperature of  $22^\circ\text{C}$  and a humidity of 50%, with 12 hours light/dark cycle and free to eat and drink water. The SHR rats were trained to adapt to blood pressure measurements after 5 days of adaptation to the environment. Prior to administration, the basal blood pressure of the rats in each group was measured and the systolic blood pressure was between  $190 \pm 5\text{ mmHg}$ .

Determination of blood pressure in the SHR rats after one administration:

**[0162]** The systolic blood pressure of the experimental rats was measured by tail pulse indirect pressure measurement.

**[0163]** The SHR rats were administered intragastrically, wherein the sample and reference substance (captopril) were both dissolved in distilled water containing 1% Tween 80, and the blank control group was administered intragastrically the same volume of distilled water containing 1% Tween 80. The amount for intragastric administration was  $0.05\text{ mmol/kg}$  ( $10\text{ ml/kg}$  in volume), and the blood pressure was measured at 1h, 2h, 3h, 4h and 6h after intragastric administration, respectively.

**[0164]** The particular measurement steps: the conscious rats were placed in the fixed box of the blood pressure meter. A heating plate at  $30^\circ\text{C}$  was provided in the bottom of the fixed box, which was preheated for 10 min to expand the local blood vessels. After the rats were in a quiet state, an inflatable tubular tail tube was wrapped around the tail root of the SHR rat and a pressure electronic pulse detector was placed at the tail root of the rat, and the signal would appear on the computer screen. After the signal was stabilized, the blood pressure was measured and the 5 readings with a change in blood pressure less than  $10\text{ mmHg}$  were recorded, with an interval of 10 seconds. The mean value was taken as the

systolic blood pressure of the rats.

(a) The change of arterial systolic pressure within 6 hours after intragastric administration of 221S-Ia in the SHR rats was shown in Fig. 2.

(b) The change of arterial systolic pressure within 6 hours after intragastric administration of 221S-Ia at different doses in the SHR rats was shown in Fig. 3.

**[0165]** The results shown that, compound 221S-Ia showed better antihypertensive effect on SHR rats in a good dose-dependent relationship, and the antihypertensive effect was better than that of captopril.

(2) Determination of blood pressure in the SHR rats after multiple administrations:

**[0166]** According to the above method and dose, rats were administered intragastrically continuously for 7 days, once a day. Blood pressure was measured 2 hours after administration. After the end of the administration, blood pressure was measured continuously for 7 days, once a day, and the change in blood pressure was recorded.

(a) The change of arterial systolic pressure within 14 days after intragastric administration of 221S-Ia for 7 days in the SHR rats was shown in Fig. 4.

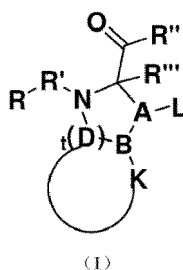
(b) The change of arterial systolic pressure within 14 days after intragastric administration of 221S-Ia at different doses in the SHR rats was shown in Fig. 5.

**[0167]** After long-term administration of compound 221S-Ia for 7 days, the administration was stopped, and then the change of arterial systolic pressure within 14 days was recorded. The results shown that, compound 221S-Ia has better antihypertensive effect than captopril. The effect of different doses of 221S-Ia on arterial systolic pressure in SHR rats was dose-dependent.

**[0168]** The above experimental data were expressed as  $\bar{x} \pm SD$  (SPSS19.0 statistical software, t-test method was used for statistical treatment).

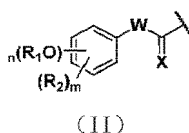
## Claims

1. A tripeptide compound with the structure of formula (1)



wherein, in formula (I),

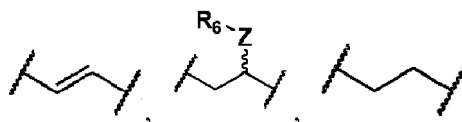
R is represented by formula (II)



wherein, in formula (II),

R<sub>1</sub> is selected from hydrogen, alkyl, cycloalkyl, heteroalkyl, heterocyclyl, alkenyl, alkynyl, acyl, aroyl, aryl, aralkyl, heteroaryl and heteroaralkyl;

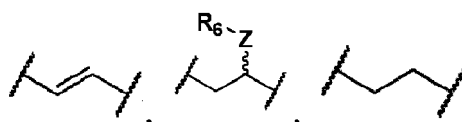
R<sub>2</sub> is selected from hydrogen, alkyl, cycloalkyl, heteroalkyl, heterocyclyl, alkenyl, alkynyl, acyl, aroyl, aryl, aralkyl, heteroaryl, heteroaralkyl, alkylthio, aralkylthio, arylthio, F, Cl, Br, I, NO<sub>2</sub> and CN;  
 R<sub>1</sub> and R<sub>2</sub> are the same or different;  
 n = 0, 1, 2, 3, 4, or 5; and when n ≥ 2, multiple R<sub>1</sub>s are the same or different;  
 m = 0, 1, 2, 3, 4, or 5; and when m ≥ 2, multiple R<sub>2</sub>s are the same or different;  
 W is selected from



and



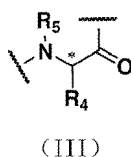
wherein



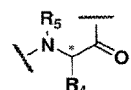
or



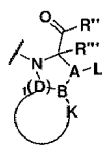
is linked to benzene ring on the left side thereof; wherein Z is selected from oxygen and nitrogen, and R<sub>6</sub> is selected from hydrogen, alkyl, cycloalkyl, heteroalkyl, heterocyclyl, alkenyl, alkynyl, aryl, aralkyl, heteroaryl and heteroaralkyl; and  
 X is selected from oxygen and hydrogen; wherein, in formula (I),  
 R' is a residue of an L- or D-amino acid or amino acid derivative, as shown in formula (III), or R' is absent, and



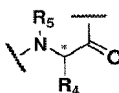
when R' is a residue of an L- or D-amino acid or amino acid derivative, the C-terminus of



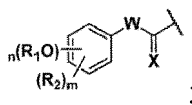
is linked to the N-terminus of



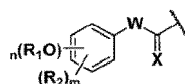
and the N-terminus of



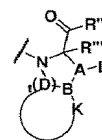
is linked to the C-terminus of



and  
when R' is absent,



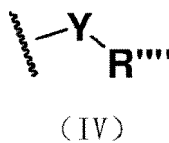
is linked to



via an amide bond or a C-N bond; and

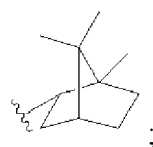
wherein  $R_4$  and  $R_5$  are each independently selected from hydrogen, alkyl, cycloalkyl, heteroalkyl, heterocyclyl, alkenyl, alkynyl, aryl, aralkyl, heteroaryl and heteroaralkyl; and  $R_4$  and  $R_5$  are the same or different; wherein, in formula (I),

$R''$  is represented by the formula (IV):



wherein:

Y is oxygen, and  
 $R'''$  is  $R^9$ , and  $R''$  is  $—OR^9$ ;  
wherein,  $R^9$  is





wherein, in formula (I),

R''' is selected from hydrogen and alkyl;

A = carbon;

L is selected from hydrogen, alkyl, substituted alkyl, aryl and substituted aryl;

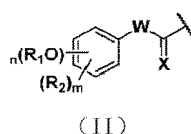
D is carbon, t = 1; and

B is carbon, A is linked to B by a carbon-carbon single bond, and K is linked to B and is not linked to D;

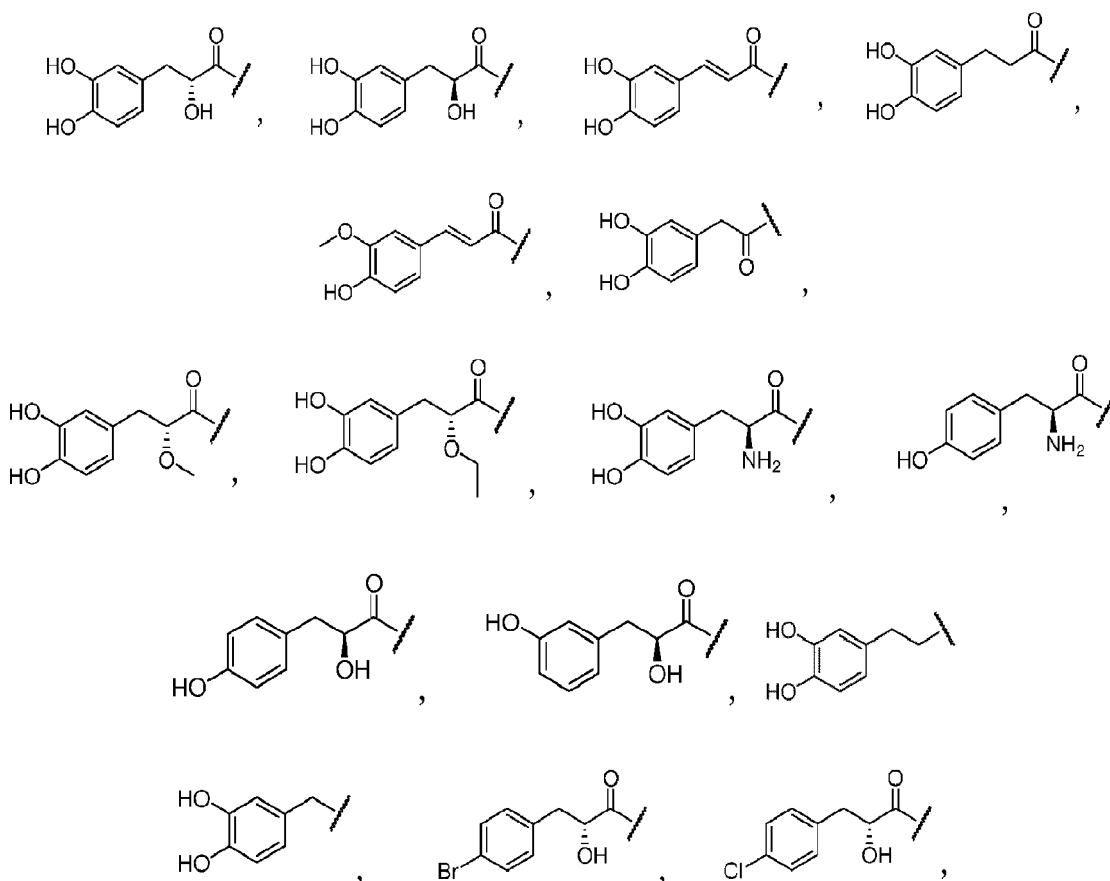
K is hydrogen;

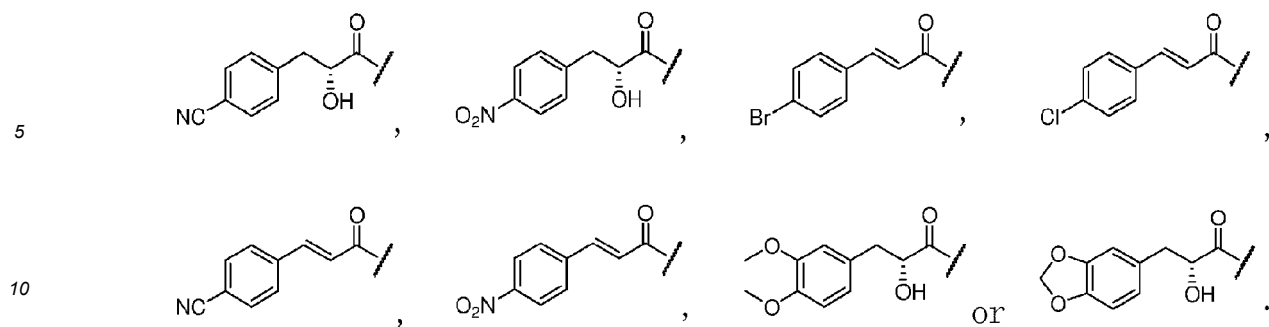
wherein the alkyl, cycloalkyl, heteroalkyl, heterocyclyl, alkenyl, alkynyl, aryl, aralkyl, heteroaryl and heteroaralkyl may each be unsubstituted or optionally substituted with one or more substituents selected from hydroxy, alkoxy, aryloxy, thio, thioalkyl, arylthio, amino, amido, alkylamino, arylamino, alkylsulfonyl, arylsulfonyl, sulfonamido, alkyl, aryl, heteroaryl, alkylsulfonamido, arylsulfonamido, keto, carboxy, alkoxy carbonyl, carboxamido, alkoxy carbonylamino, alkoxy carbonyloxy, alkylureido, arylureido, halo, cyano and nitro.

2. The tripeptide compound according to claim 1, wherein R group



is selected from:

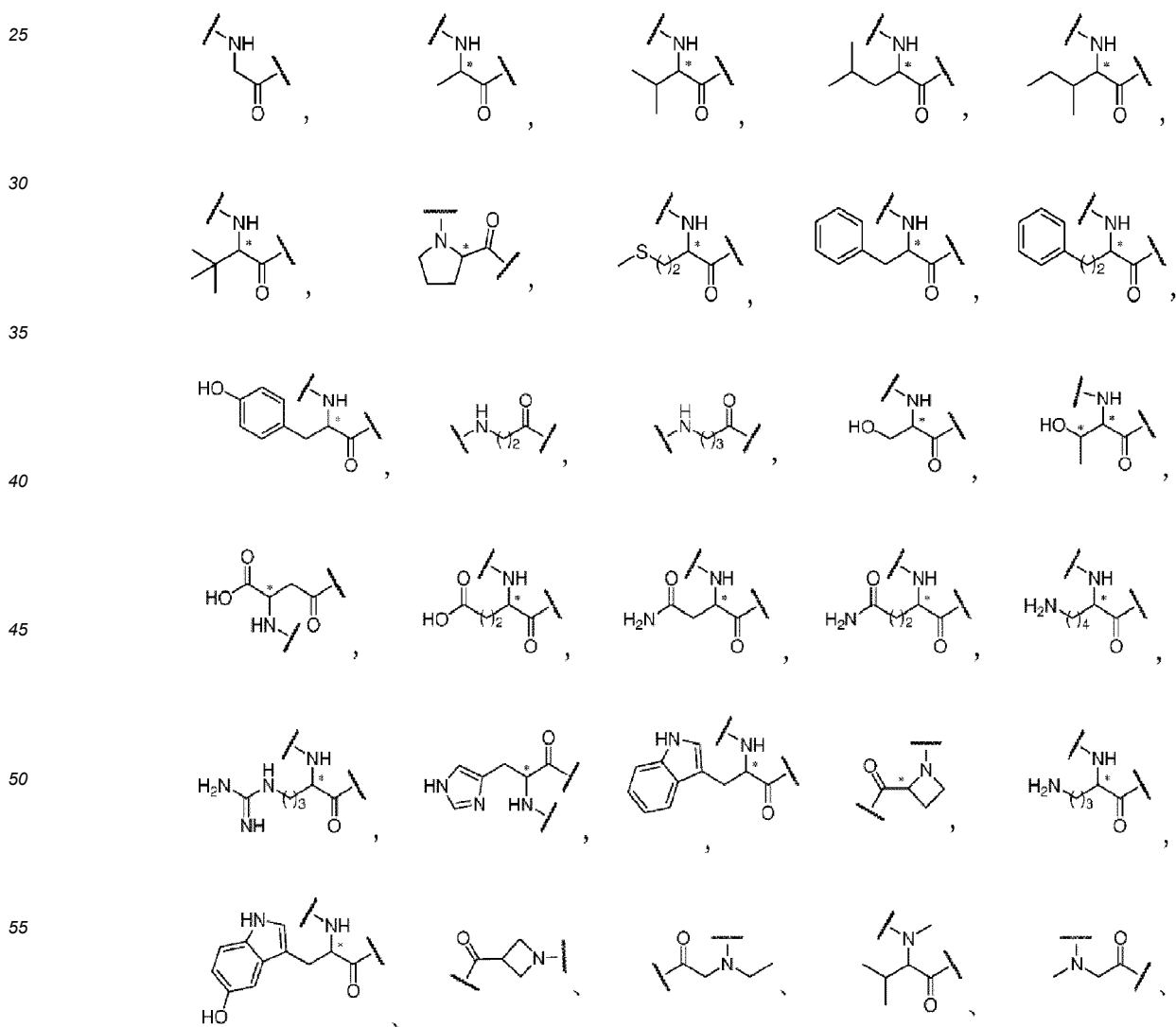




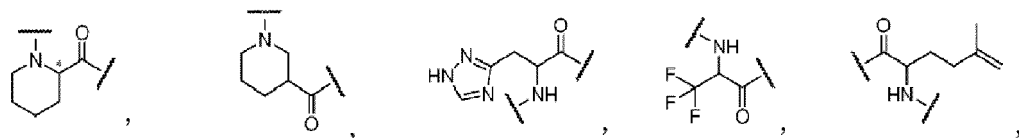
**3.** The tripeptide compound according to claim 1, wherein R' group



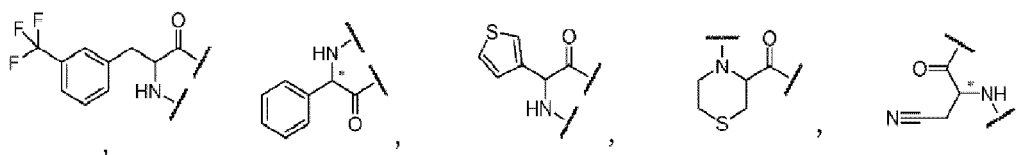
is selected from:



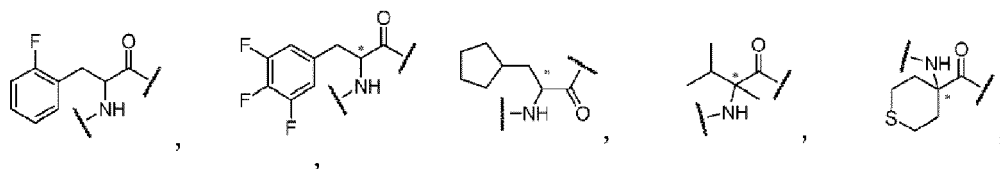
5



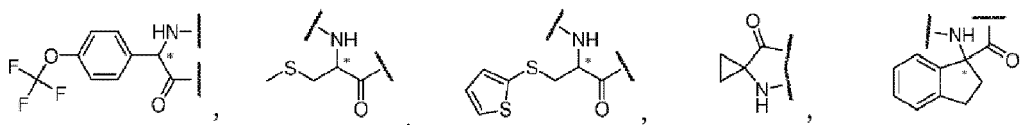
10



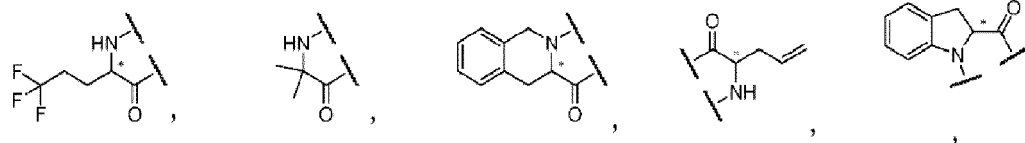
15



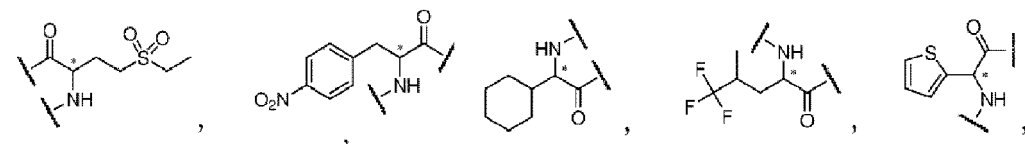
20



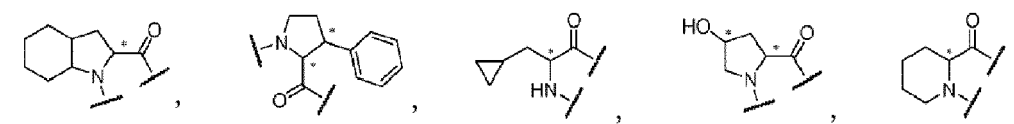
25



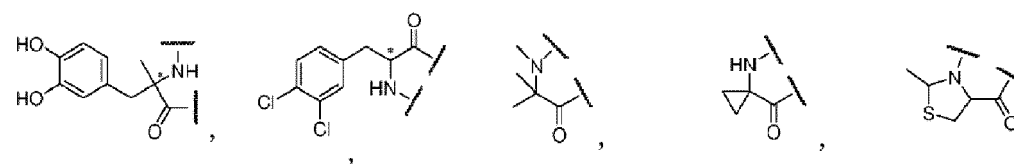
30



35



40

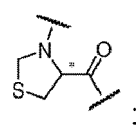


45

50

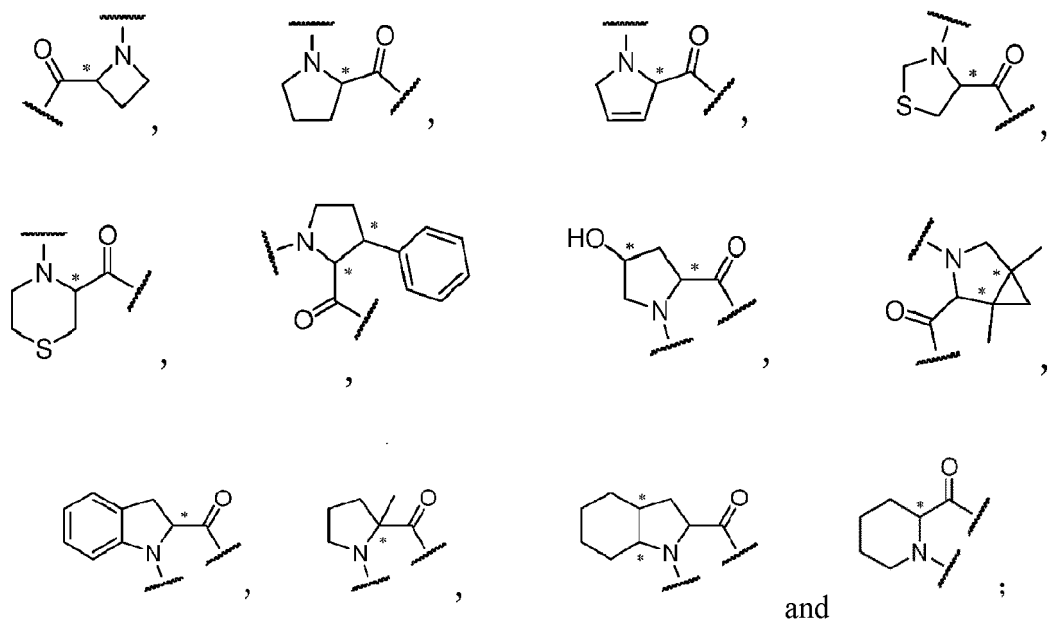
and

55



wherein, "\*" represents a chiral center, and the compound comprising "\*" includes all chiral isomers of the structural formula.

4. The tripeptide compound according to claim 1, wherein formula (I) is selected from the following formula structures:



5. The tripeptide compound according to claim 1, wherein the compound is selected from a compound of the following structures:

No.	formula	No.	formula
221S-1		221S-2	
221S-3		221S-4	
221S-5		221S-6	
221S-7		221S-8	

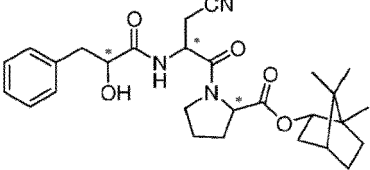
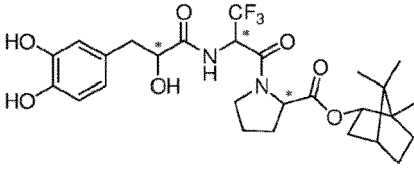
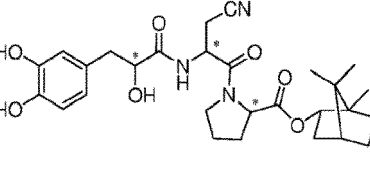
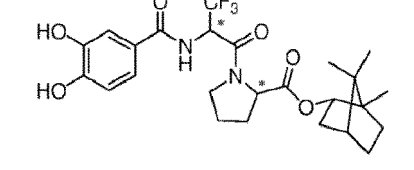
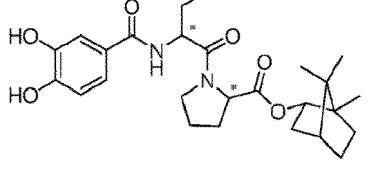
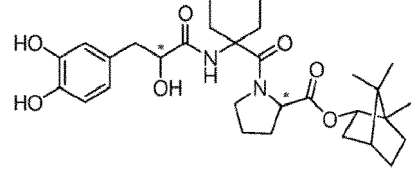
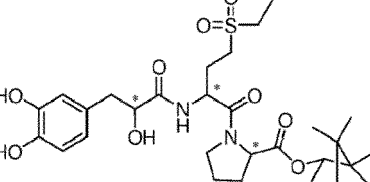
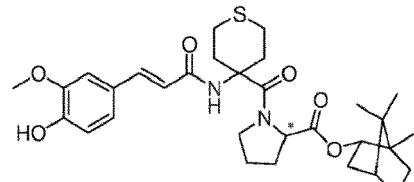
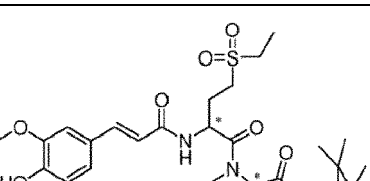
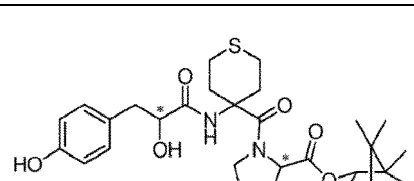
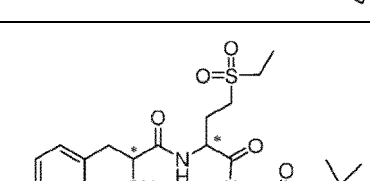
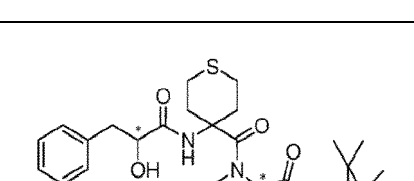
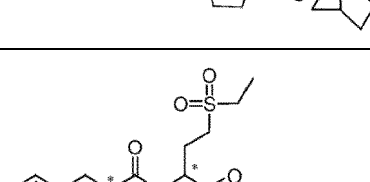
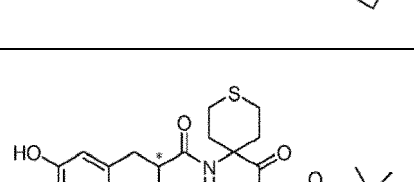
(continued)

No.	formula	No.	formula
221S-9		221S-10	
221S-11		221S-12	
221S-13		221S-14	
221S-15		221S-16	
221S-17		221S-18	
221S-19		221S-20	
221S-21		221S-22	
221S-23		221S-24	

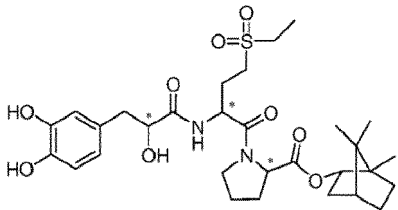
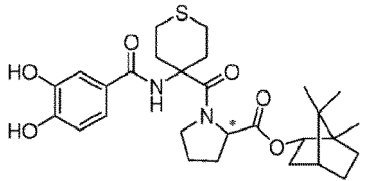
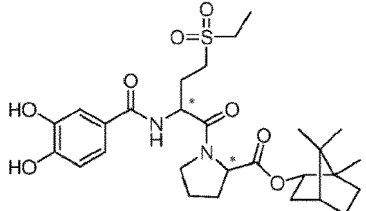
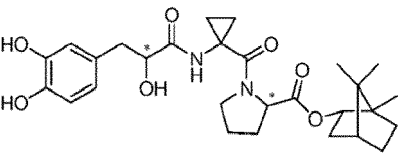
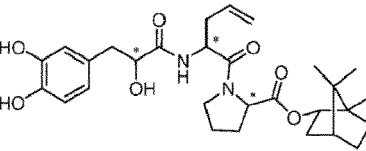
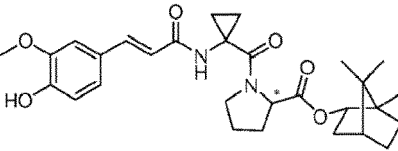
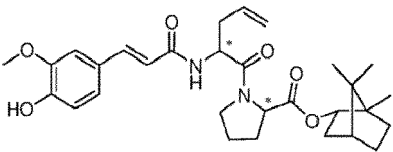
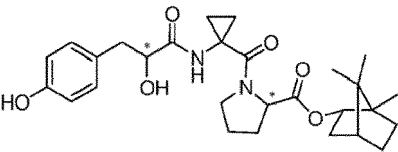
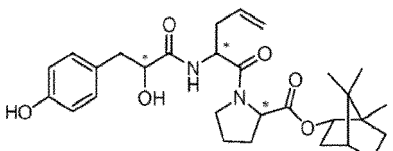
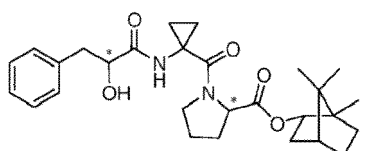
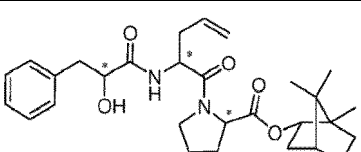
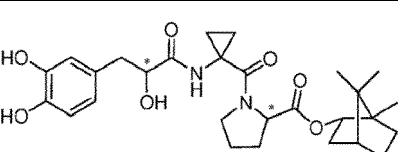
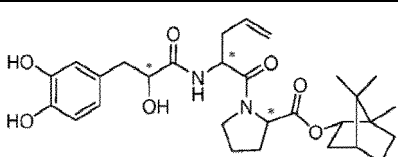
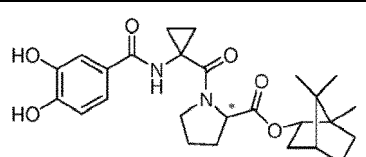
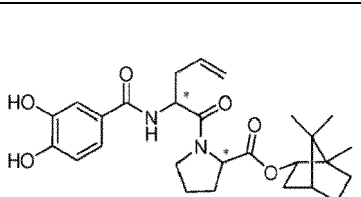
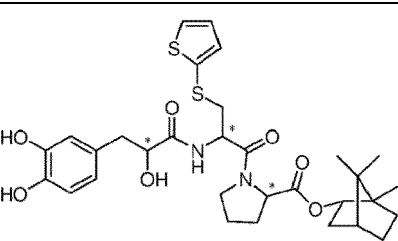
(continued)

No.	formula	No.	formula
221S-25		221S-26	
221S-27		221S-28	
221S-29		221S-30	
221S-31		221S-32	
221S-33		221S-34	
221S-35		221S-36	
221S-37		221S-38	
221S-39		221S-40	

(continued)

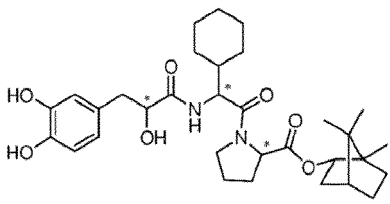
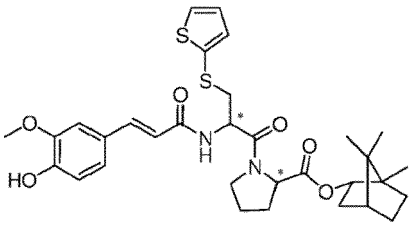
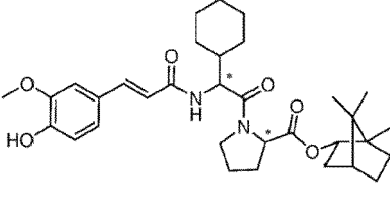
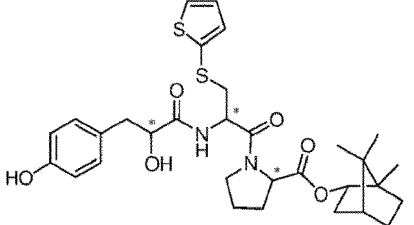
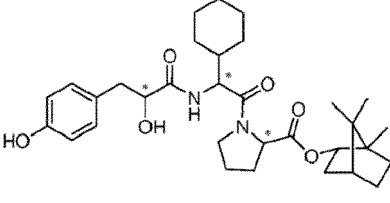
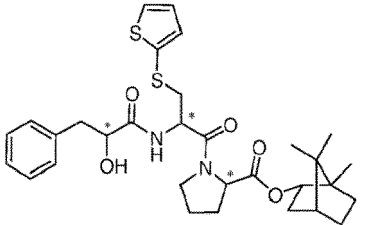
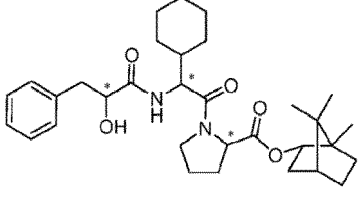
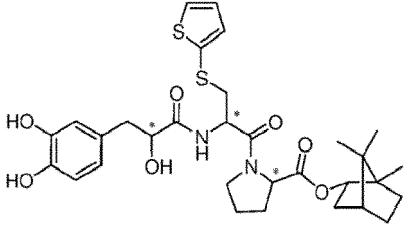
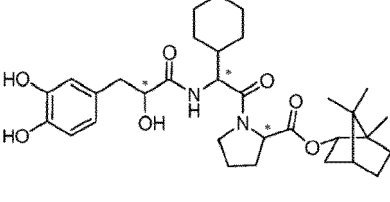
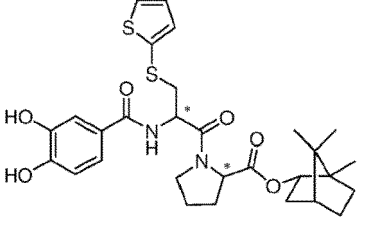
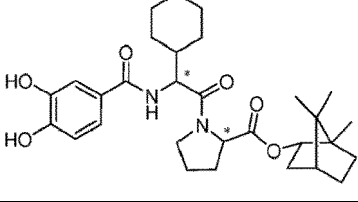
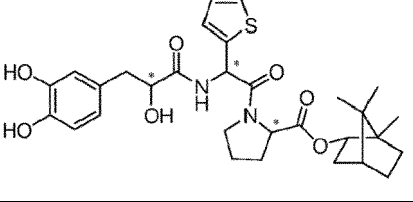
No.	formula	No.	formula
221S-41		221S-42	
221S-43		221S-44	
221S-45		221S-46	
221S-47		221S-48	
221S-49		221S-50	
221S-51		221S-52	
221S-53		221S-54	

(continued)

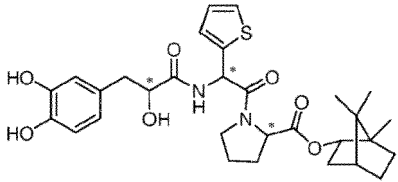
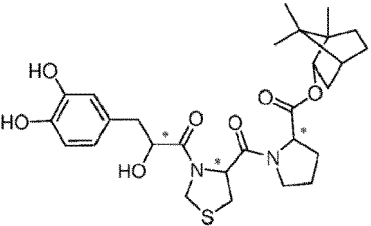
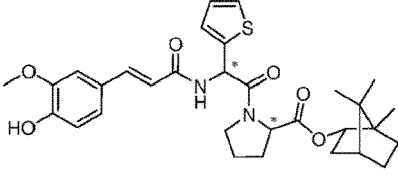
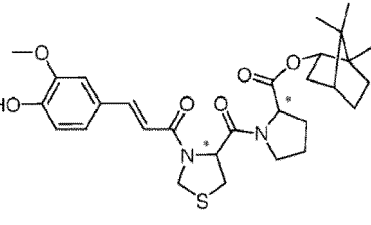
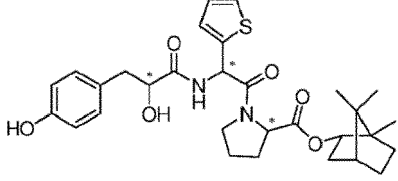
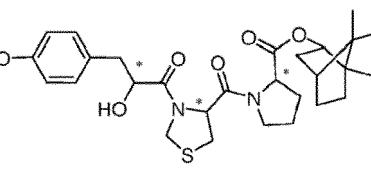
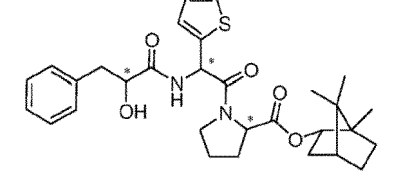
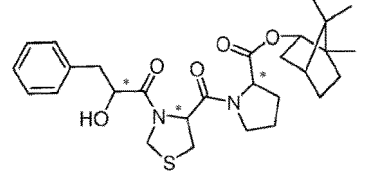
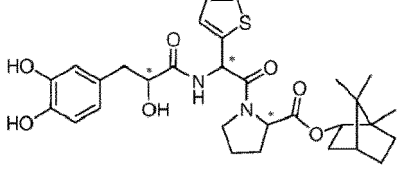
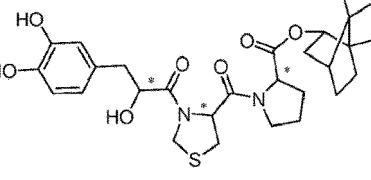
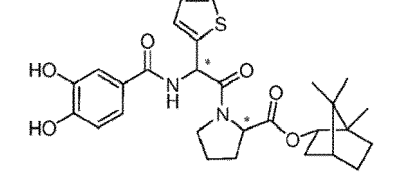
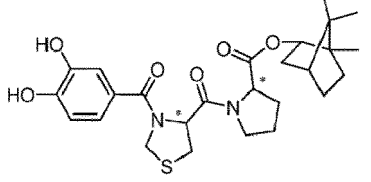
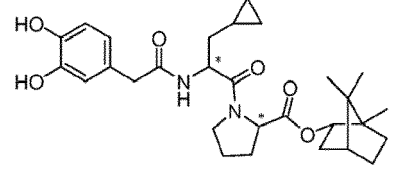
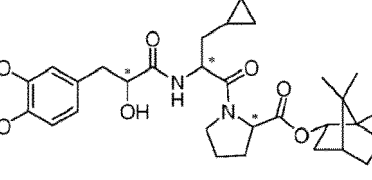
No.	formula	No.	formula
221S-55		221S-56	
221S-57		221S-58	
221S-59		221S-60	
221S-61		221S-62	
221S-63		221S-64	
221S-65		221S-66	
221S-67		221S-68	
221S-69		221S-70	



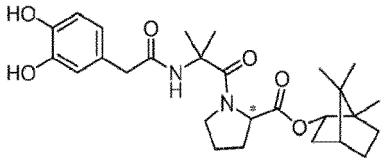
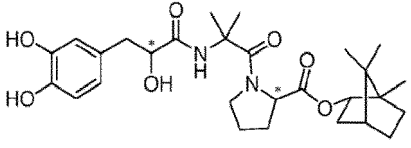
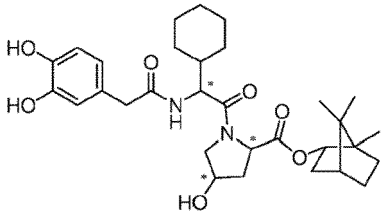
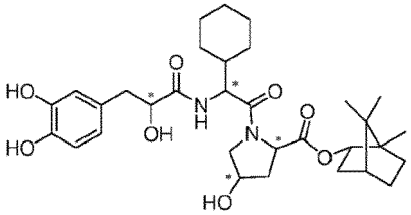
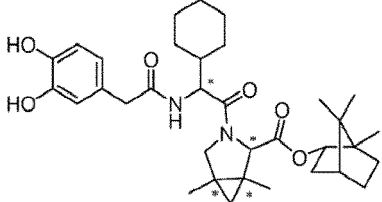
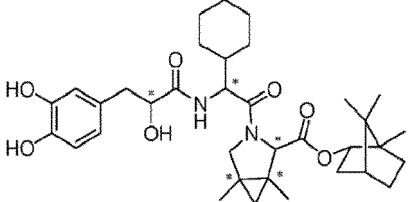
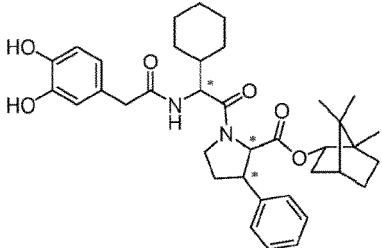
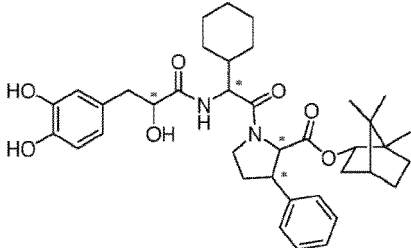
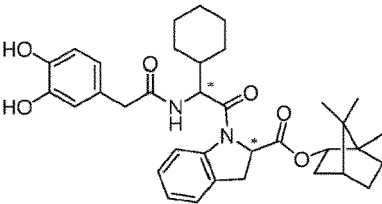
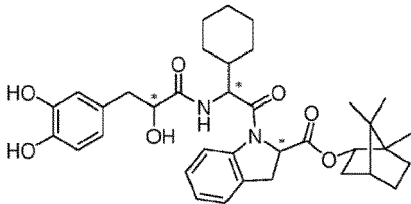
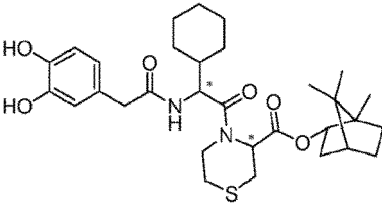
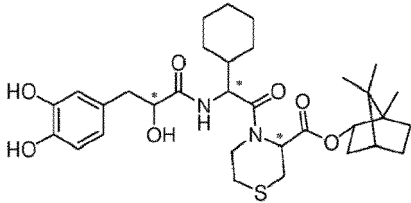
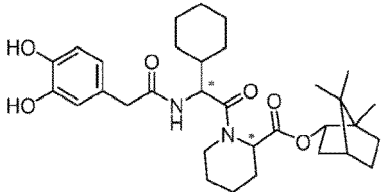
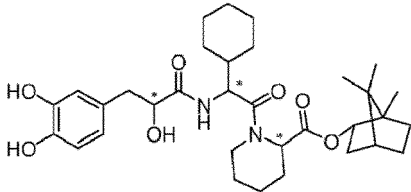
(continued)

No.	formula	No.	formula
221S-7 1		221S-72	
221S-7 3		221S-74	
221S-7 5		221S-76	
221S-7 7		221S-78	
221S-79		221S-80	
221S-81		221S-82	

(continued)

No.	formula	No.	formula
221S-83		221S-84	
221S-85		221S-86	
221S-87		221S-88	
221S-89		221S-90	
221S-91		221S-92	
221S-93		221S-94	
221S-95		221S-96	

(continued)

No.	formula	No.	formula
221S-97		221S-98	
221S-99		221S-100	
221S-101		221S-102	
221S-103		221S-104	
221S-105		221S-106	
221S-107		221S-108	
221S-109		221S-110	

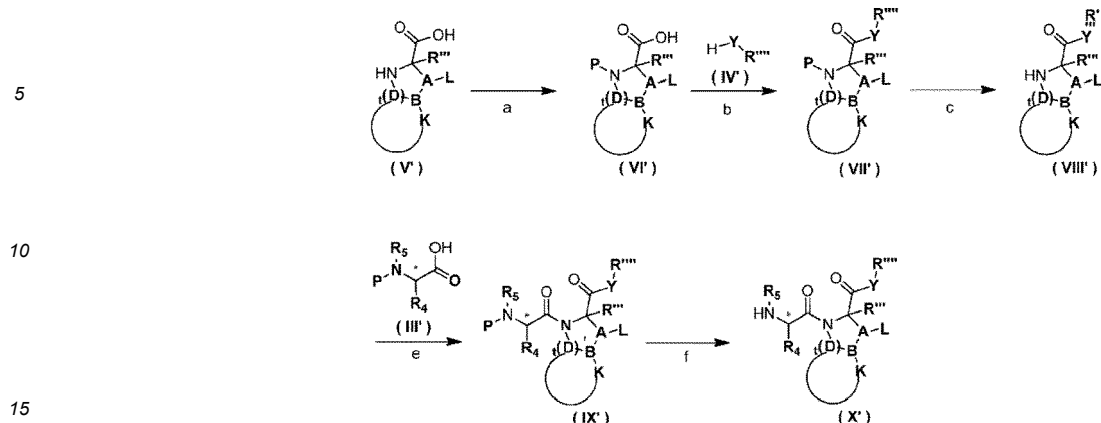
(continued)

No.	formula	No.	formula
221S-111		221S-112	
221S-113		221S-114	
221S-115		221S-116	
and			
221S-221			

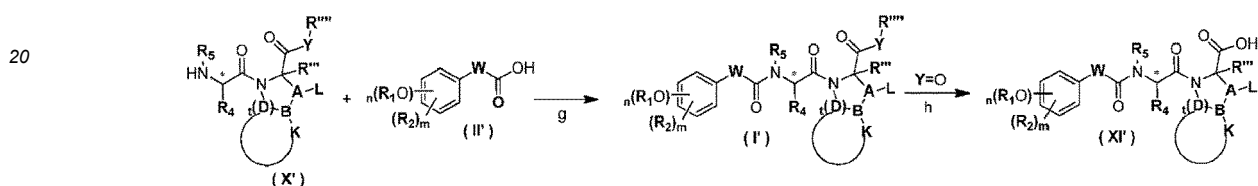
wherein, "\*" represents a chiral center, and the compound comprising "\*" includes all chiral isomers of the structural formula.

6. An enantiomer, tautomer, stereoisomer, rotamer, diastereomer or racemate of the compound according to any one of claims 1 to 5.
7. A pharmaceutically acceptable salt or a pharmaceutically acceptable ester of the compound according to any one of claims 1 to 5, wherein the pharmaceutically acceptable salt is selected from pharmaceutically acceptable acid salt and pharmaceutically acceptable basic salt, wherein the pharmaceutically acceptable acid salt includes a salt formed with one of the following acids: sulfuric acid, hydrogen sulfate, hydrochloric acid, hydrobromic acid, phosphoric acid, nitric acid, carbonic acid, boric acid, methanesulfonic acid, benzenesulfonic acid, p-toluenesulfonic acid, formic acid, acetic acid, propionic acid, butyric acid, pyruvic acid, maleic acid, malic acid, tartaric acid, citric acid, ascorbic acid, benzoic acid, camphoric acid, fumaric acid, oxalic acid, succinic acid, camphorsulfonic acid, maleic acid, salicylic acid and  $\alpha$ -lactic acid; the pharmaceutically acceptable basic salt is selected from a salt formed with one of the following bases: alkali metals selected from lithium, sodium and potassium; alkaline earth metals selected from magnesium, and calcium; lithium hydroxide, sodium hydroxide, potassium hydroxide, lithium hydride, sodium hydride, butyllithium, ammonium, triethylamine, diisopropylethylamine, ornithine, arginine, lysine and histidine; and the pharmaceutically acceptable ester is selected from an ester formed through a hydroxyl group and a phenolic hydroxyl group in the compound with an acid.
8. A solvated mixture of the compound according to any one of claims 1 to 5, wherein the solvate is one selected from water, methanol, ethanol, isopropanol, butanol, ethyl acetate and DMSO, and a combination thereof.
9. A method for preparing the compound according to claim 1, where the method comprises:

(1)

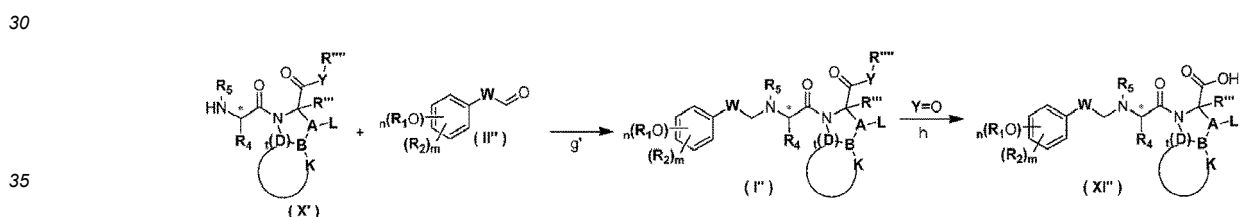


(2)



or

(2')



wherein,

A, B, D, L, K, n, m, R<sub>1</sub>, R<sub>2</sub>, R<sub>4</sub>, R<sub>5</sub>, R''', R''', t, W and Y are as defined in any one of claims 1 to 4;a: protection of the amino of  $\alpha$ -amino acid; P represents a suitable protecting group and is selected from tert-butoxycarbonyl(Boc), allyloxycarbonyl(Alloc), benzyloxycarbonyl, trityl, benzyloxymethyl, fluorenylmethoxycarbonyl(Fmoc), phthaloyl, dithiosuccinyl, methoxyformyl, ethoxyformyl, benzenesulfonyl, p-toluenesulfonyl, 2-(trimethylsilyl)ethanesulfonyl, benzyl(Bn), trityl(Tr) and allyl;

b: conditions for synthesis of peptide bond;

c: deprotection corresponding to step a;

e: the same as b;

f: the same as c;

g: the same as b;

g': reductive amination;

h: conditions for ester hydrolysis;

wherein, "\*" represents a chiral center, and the compound comprising "\*" includes all chiral isomers of the structural formula.

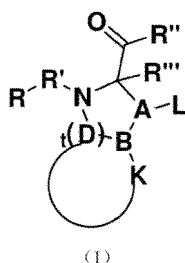
10. The compound according to any one of claims 1 to 5 for use in the prophylaxis, treatment or delay of hypertension and its complications, wherein the complications are selected from one or more of coronary heart disease, angina pectoris, acute heart failure, chronic congestive heart failure, myocardial infarction and sequelae, congestive heart disease, myocardial ischemia, myocarditis, myocardial fibrosis, myocardial hypertrophy, atherosclerosis, benign

small arterial nephrosclerosis, malignant small arterial nephrosclerosis, vascular growth abnormality and remodeling, angiogenesis-related diseases, hyperaldosteronism, arrhythmia, kidney disease, diabetes, stroke, thrombosis, renal failure, hyperlipidemia, obesity, hyperglycemia, retinal arteriosclerosis, and hypertensive fundus lesions.

11. A pharmaceutical composition comprising: the compound according to any one of claims 1 to 5 or a pharmaceutically acceptable salt of the compound according to any one of claims 1 to 5, and a pharmaceutically acceptable carrier, excipient and diluent of the compound according to any one of claims 1 to 5.
12. The pharmaceutical composition according to claim 11 for use in the prophylaxis, treatment or delay of hypertension and its complications, wherein the complications comprise one or more of coronary heart disease, angina pectoris, heart failure, myocardial infarction and sequelae, congestive heart disease, myocardial ischemia, myocarditis, myocardial fibrosis, myocardial hypertrophy, atherosclerosis, benign small arterial nephrosclerosis, malignant small arterial nephrosclerosis, vascular growth abnormality and remodeling angiogenesis-related diseases, hyperaldosteronism, arrhythmia, kidney disease, diabetes, stroke, thrombosis, renal failure, hyperlipidemia, obesity, hyperglycemia, retinal arteriosclerosis, and hypertensive fundus lesions.

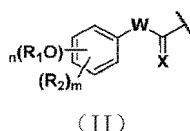
### Patentansprüche

1. Eine Tripeptidverbindung mit der Struktur der Formel (I)



wobei in Formel (I),

R durch die Formel (II) dargestellt wird,



wobei in Formel (II)

$R_1$  ausgewählt ist aus Wasserstoff, Alkyl, Cycloalkyl, Heteroalkyl, Heterocyclyl, Alkenyl, Alkynyl, Acyl, Aroyl, Aryl, Aralkyl, Heteroaryl und Heteroaralkyl;

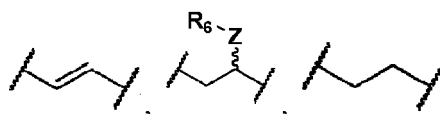
$R_2$  ausgewählt ist aus Wasserstoff, Alkyl, Cycloalkyl, Heteroalkyl, Heterocyclyl, Alkenyl, Alkynyl, Acyl, Aroyl, Aryl, Aralkyl, Heteroaryl, Heteroaralkyl, Alkylthio, Aralkylthio, Arylthio, F, Cl, Br, I,  $\text{NO}_2$  und CN;

$R_1$  und  $R_2$  gleich oder verschieden sind;

$n = 0, 1, 2, 3, 4$  oder 5; und wenn  $n \geq 2$  ist, sind mehrere  $R_1$  gleich oder verschieden;

$m = 0, 1, 2, 3, 4$  oder 5; und wenn  $m \geq 2$  sind mehrere  $R_2$  gleich oder verschieden;

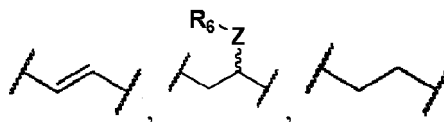
W ausgewählt ist aus



und



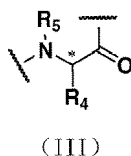
wobei



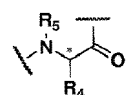
oder



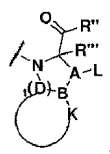
mit dem Benzolring auf dessen linker Seite verbunden ist; wobei Z aus Sauerstoff und Stickstoff ausgewählt ist und  $R_6$  aus Wasserstoff, Alkyl, Cycloalkyl, Heteroalkyl, Heterocyclyl, Alkenyl, Alkynyl, Aryl, Aralkyl, Heteroaryl und Heteroaralkyl ausgewählt ist; und X ausgewählt ist aus Sauerstoff und Wasserstoff; wobei in Formel (I)  $R'$  ein Rest einer L- oder D-Aminosäure oder eines Aminosäurederivats ist, wie in Formel (III) gezeigt, oder  $R'$  abwesend ist, und



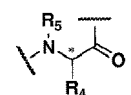
wenn  $R'$  ein Rest einer L- oder D-Aminosäure oder eines Aminosäurederivats ist, dann ist der C-Terminus von



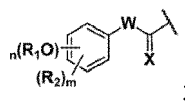
verbunden mit dem N-Terminus von



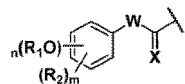
und der N-Terminus von



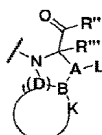
ist verbunden mit dem C-Terminus von



und wenn R' abwesend ist, ist



verbunden mit

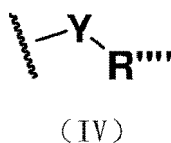


über eine Amidbindung oder eine C-N-Bindung; und

wobei R<sub>4</sub> und R<sub>5</sub> jeweils unabhängig voneinander ausgewählt sind aus Wasserstoff, Alkyl, Cycloalkyl, Heteroalkyl, Heterocyclyl, Alkenyl, Alkynyl, Aryl, Aralkyl, Heteroaryl und Heteroaralkyl; und R<sub>4</sub> und R<sub>5</sub> gleich oder verschieden sind;

wobei in Formel (I)

R'' durch die Formel (IV) dargestellt wird:



wobei

Y Sauerstoff ist, und

R''' R<sup>9</sup> ist, und R''—OR<sup>9</sup> ist;

wobei,



ist;

wobei in Formel (I)

R''' ausgewählt ist aus Wasserstoff und Alkyl;

A = Kohlenstoff;

L ausgewählt ist aus Wasserstoff, Alkyl, substituiertem Alkyl, Aryl und substituiertem Aryl;

D ist Kohlenstoff, t = 1; und

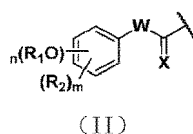
B ist Kohlenstoff, A ist mit B durch eine Kohlenstoff-Kohlenstoff-Einfachbindung verbunden, und K ist mit B verbunden und ist nicht mit D verbunden;

K ist Wasserstoff;

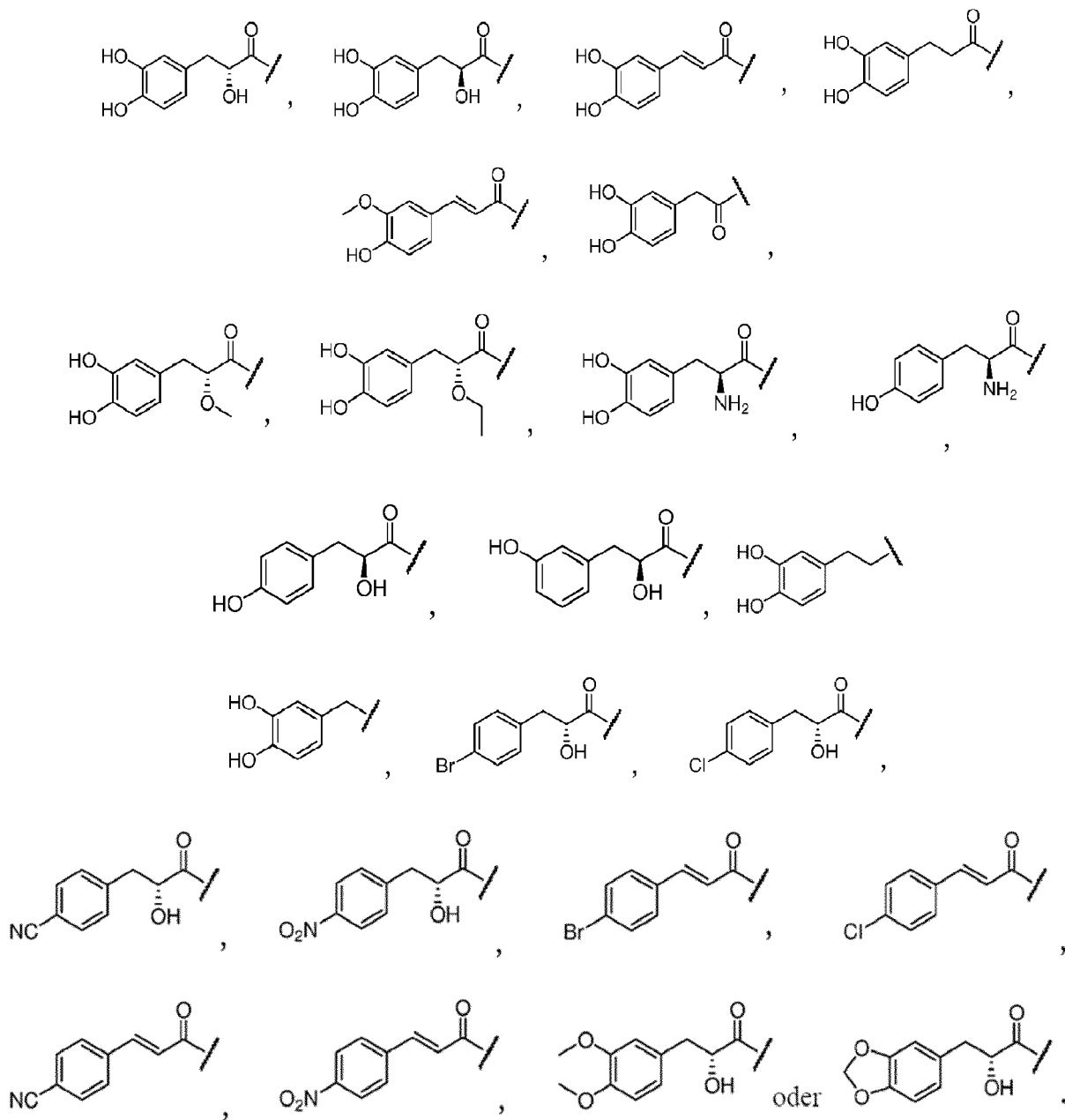
wobei die Alkyl-, Cycloalkyl-, Heteroalkyl-, Heterocyclyl-, Alkenyl-, Alkynyl-, Aryl-, Aralkyl-, Heteroaryl- und Heteroaralkylreste jeweils unsubstituiert oder gegebenenfalls mit einem oder mehreren Substituenten substituiert sein können, die ausgewählt sind aus Hydroxy-, Alkoxy-, Aryloxy-, Thio-, Thioalkyl-, Arylthio-, Amino, Amido, Alkylamino, Arylamino, Alkylsulfonyl, Arylsulfonyl, Sulfonamido, Alkyl, Aryl, Heteroaryl, Alkylsulfonamido, Arylsulfonamido, Keto, Carboxy, Alkoxycarbonyl, Carboxamido, Alkoxycarbonylamino, Alkoxycarbonyloxy, Alkylureido, Arylureido, Halogen, Cyano und Nitro.



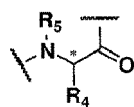
## 2. Die Tripeptidverbindung nach Anspruch 1, wobei die Gruppe R



ausgewählt ist aus:

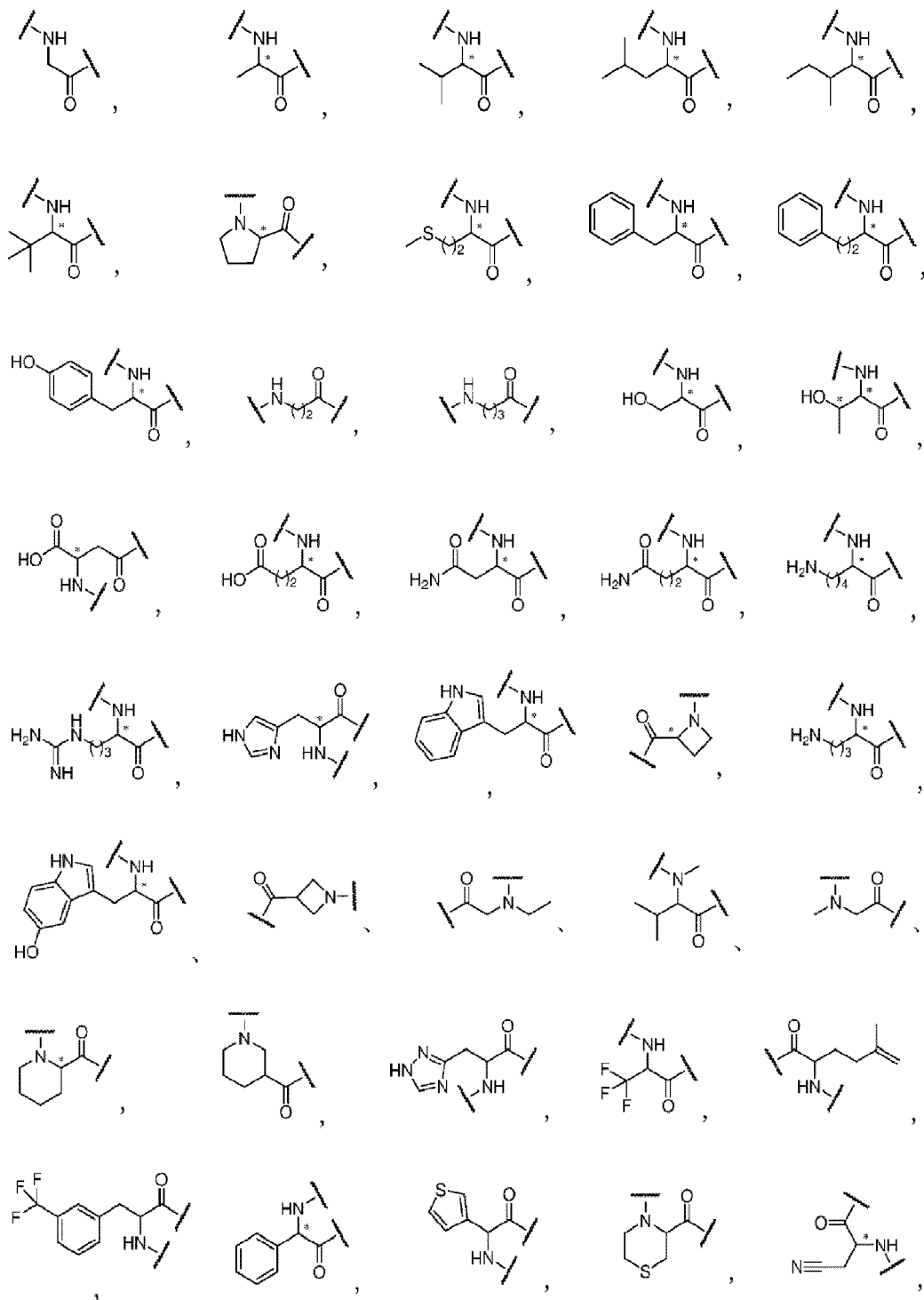


## 3. Die Tripeptidverbindung nach Anspruch 1, wobei die Gruppe R'

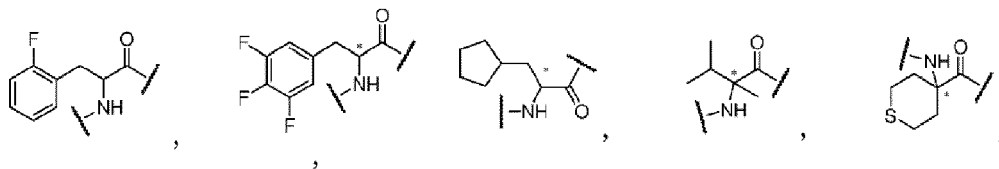


(III)

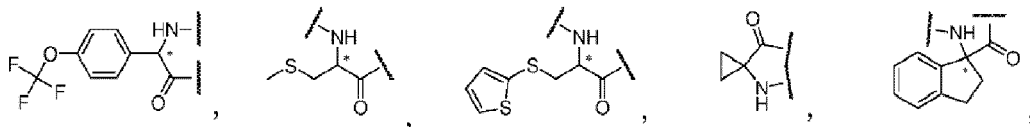
ausgewählt ist aus:



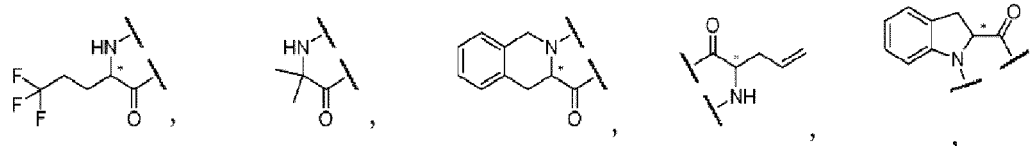
5



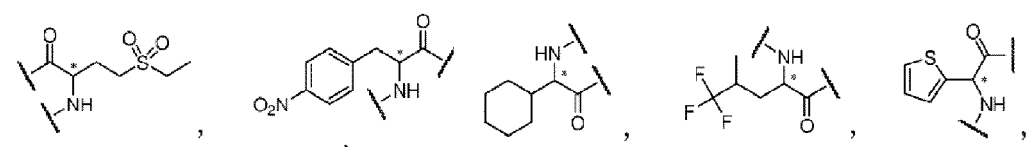
10



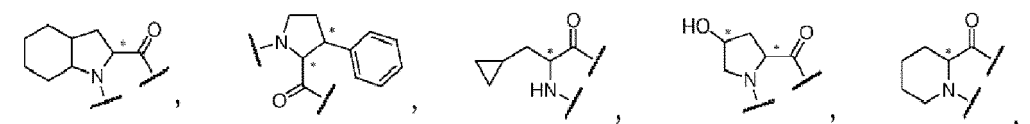
15



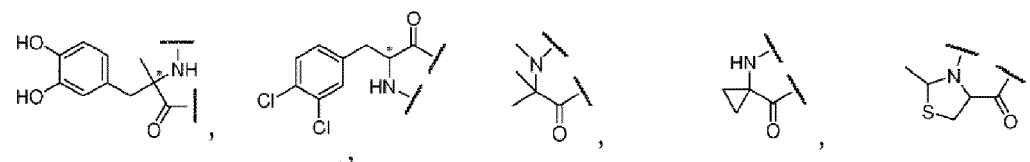
20



25



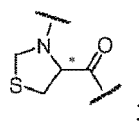
30



35

und

40



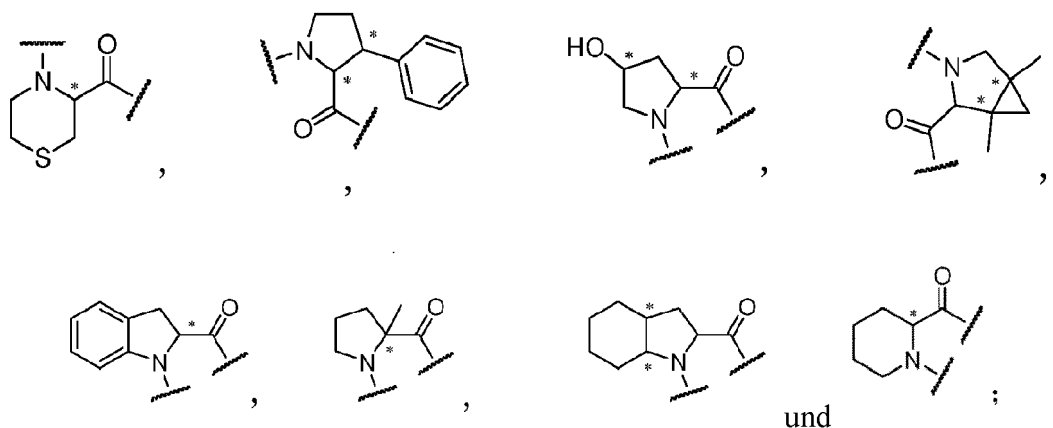
45

wobei "\*" ein chirales Zentrum darstellt und die Verbindung, die "\*" enthält, alle chiralen Isomere der Strukturformel umfasst.

4. Die Tripeptidverbindung gemäß Anspruch 1, wobei die Formel (I) aus den folgenden Formelstrukturen ausgewählt ist:

55





5. Die Tripeptidverbindung nach Anspruch 1, wobei die Verbindung ausgewählt ist aus einer Verbindung der folgenden Strukturen:

Nr.	Formel	Nr.	Formel
221S-1		221S-2	
221S-3		221S-4	
221S-5		221S-6	
221S-7		221S-8	
221S-9		221S-10	

(fortgesetzt)

Nr.	Formel	Nr.	Formel
221S-11		221S-12	
221S-13		221S-14	
221S-15		221S-16	
221S-17		221S-18	
221S-19		221S-20	
221S-21		221S-22	
221S-23		221S-24	

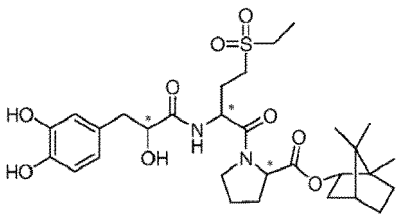
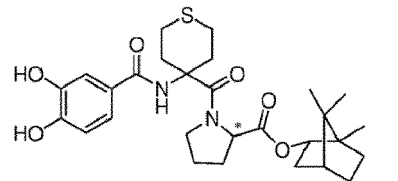
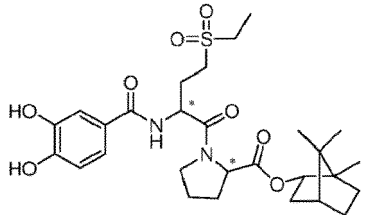
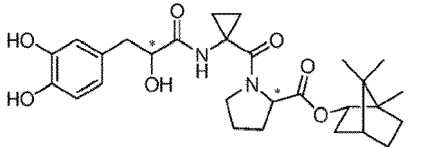
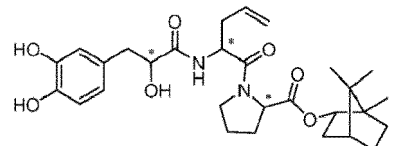
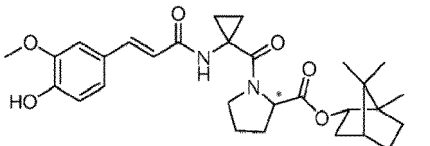
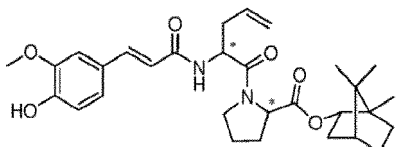
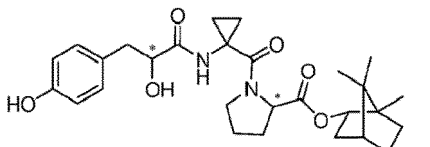
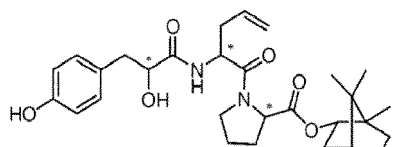
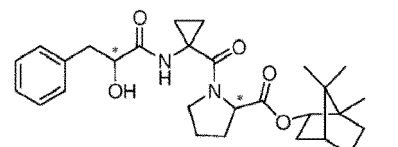
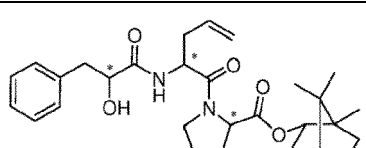
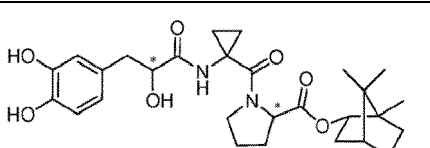
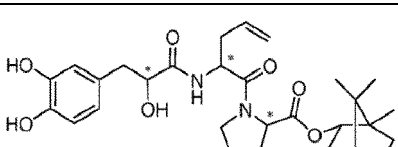
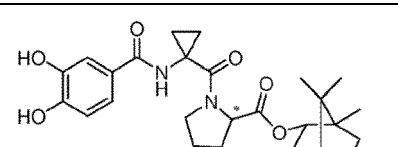
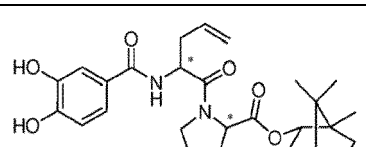
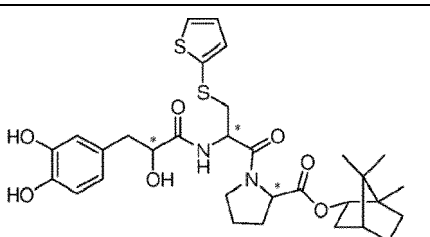
(fortgesetzt)

Nr.	Formel	Nr.	Formel
221S-25		221S-26	
221S-27		221S-28	
221S-29		221S-30	
221S-31		221S-32	
221S-33		221S-34	
221S-35		221S-36	
221S-37		221S-38	
221S-39		221S-40	

(fortgesetzt)

Nr.	Formel	Nr.	Formel
221S-41		221S-42	
221S-43		221S-44	
221S-45		221S-46	
221S-47		221S-48	
221S-49		221S-50	
221S-51		221S-52	
221S-53		221S-54	

(fortgesetzt)

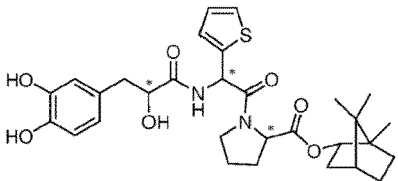
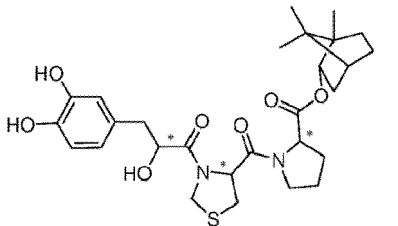
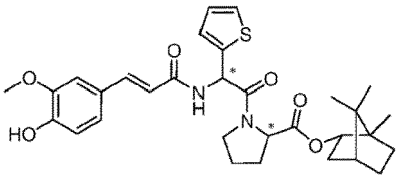
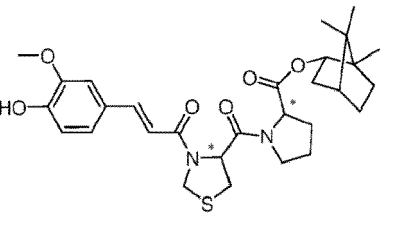
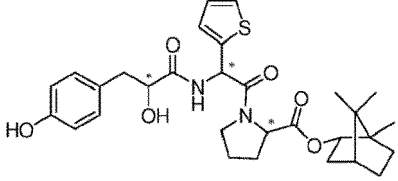
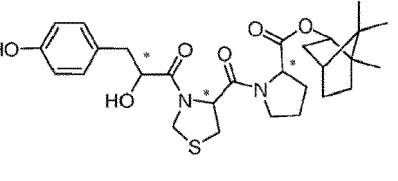
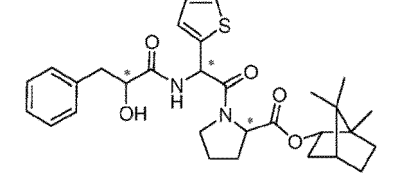
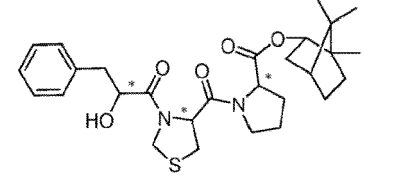
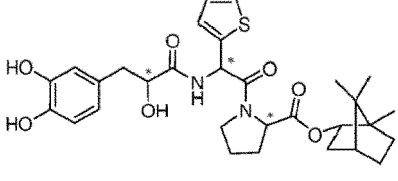
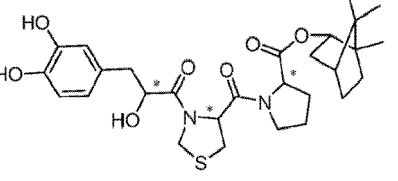
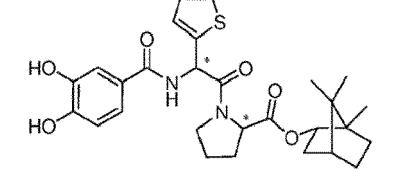
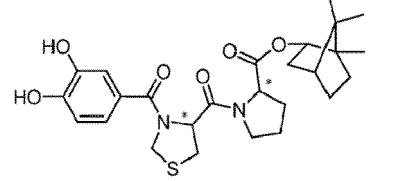
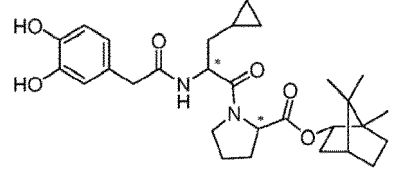
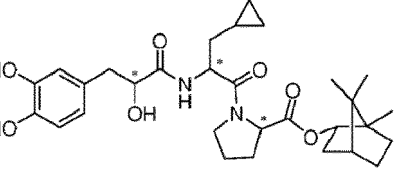
Nr.	Formel	Nr.	Formel
221S-55		221S-56	
221S-57		221S-58	
221S-59		221S-60	
221S-61		221S-62	
221S-63		221S-64	
221S-65		221S-66	
221S-67		221S-68	
221S-69		221S-70	



(fortgesetzt)

Nr.	Formel	Nr.	Formel
221S-71		221S-72	
221S-73		221S-74	
221S-75		221S-76	
221S-77		221S-78	
221S-79		221S-80	
221S-81		221S-82	

(fortgesetzt)

Nr.	Formel	Nr.	Formel
221S-83		221S-84	
221S-85		221S-86	
221S-87		221S-88	
221S-89		221S-90	
221S-91		221S-92	
221S-93		221S-94	
221S-95		221S-96	

(fortgesetzt)

Nr.	Formel	Nr.	Formel
221S-97		221S-98	
221S-99		221S-100	
221S-101		221S-102	
221S-103		221S-104	
221S-105		221S-106	
221S-107		221S-108	
221S-109		221S-110	

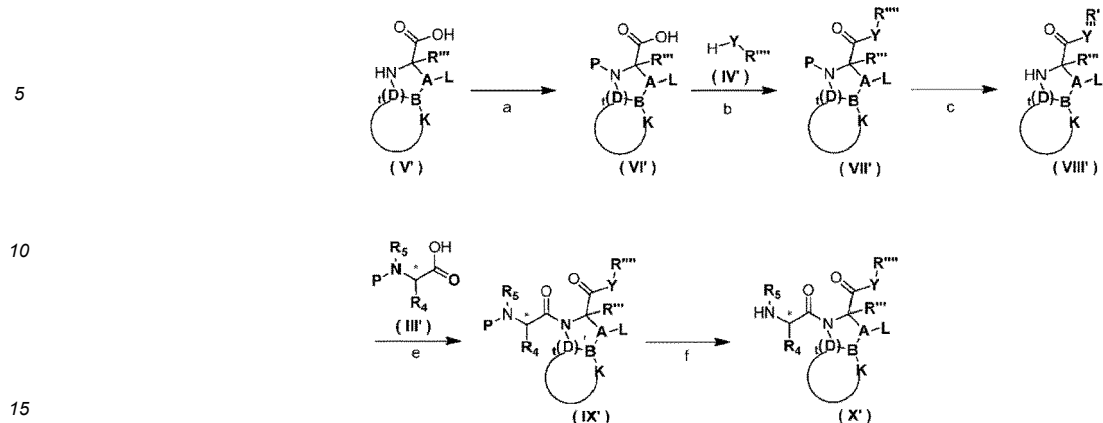
(fortgesetzt)

Nr.	Formel	Nr.	Formel
221S-111		221S-112	
221S-113		221S-114	
221S-115		221S-116	
und			
221S-221			

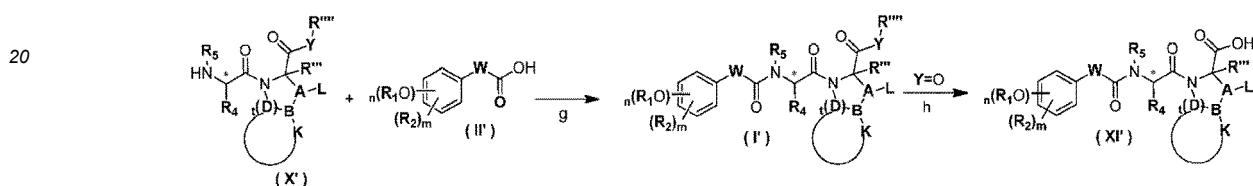
wobei "\*" ein chirales Zentrum darstellt und die Verbindung, die "\*" umfasst, alle chiralen Isomere der Strukturformel einschließt.

6. Ein Enantiomer, Tautomer, Stereoisomer, Rotamer, Diastereomer oder Racemat der Verbindung nach einem der Ansprüche 1 bis 5.
7. Ein pharmazeutisch akzeptables Salz oder ein pharmazeutisch akzeptabler Ester der Verbindung nach einem der Ansprüche 1 bis 5, wobei das pharmazeutisch akzeptable Salz ausgewählt ist aus einem pharmazeutisch akzeptablen sauren Salz und einem pharmazeutisch akzeptablen basischen Salz, wobei das pharmazeutisch akzeptable saure Salz ein Salz einschließt, das mit einer der folgenden Säuren gebildet wird: Schwefelsäure, Hydrogensulfat, Chlorwasserstoffsäure, Bromwasserstoffsäure, Phosphorsäure, Salpetersäure, Kohlensäure, Borsäure, Methansulfonsäure, Benzoisulfonsäure, p-Toluolsulfonsäure, Ameisensäure, Essigsäure, Propionsäure, Buttersäure, Brenztraubensäure, Maleinsäure, Äpfelsäure, Weinsäure, Zitronensäure, Ascorbinsäure, Benzoesäure, Camphersäure, Fumarsäure, Oxalsäure, Bernsteinsäure, Camphersulfonsäure, Maleinsäure, Salicylsäure und  $\alpha$ -Milchsäure; das pharmazeutisch akzeptable basische Salz ausgewählt ist aus einem Salz, das mit einer der folgenden Basen gebildet wird: Alkalimetalle, ausgewählt aus Lithium, Natrium und Kalium; Erdalkalimetalle, ausgewählt aus Magnesium und Calcium; Lithiumhydroxid, Natriumhydroxid, Kaliumhydroxid, Lithiumhydrid, Natriumhydrid, Butyllithium, Ammonium, Triethylamin, Diisopropylethylamin, Ornithin, Arginin, Lysin und Histidin; und der pharmazeutisch verträgliche Ester ausgewählt ist aus einem Ester, der durch eine Hydroxylgruppe und eine phenolische Hydroxylgruppe in der Verbindung mit einer Säure gebildet wird.
8. Ein solvatisiertes Gemisch der Verbindung nach einem der Ansprüche 1 bis 5, wobei das Solvat eines ist, ausgewählt aus Wasser, Methanol, Ethanol, Isopropanol, Butanol, Ethylacetat und DMSO und einer Kombination davon.
9. Ein Verfahren zur Herstellung der Verbindung nach Anspruch 1, wobei das Verfahren umfasst:

(1)

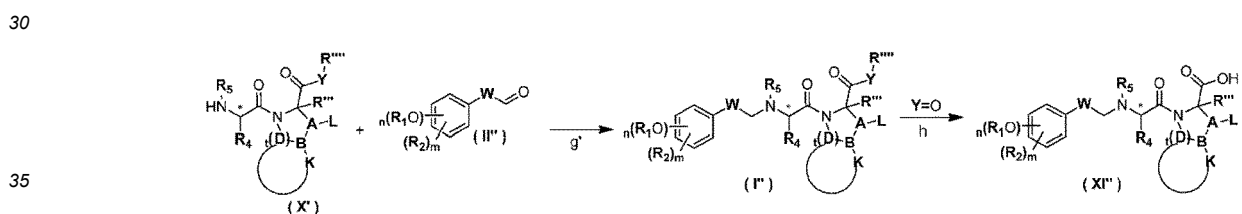


(2)



oder

(2')



wobei,

- 40 A, B, D, L, K, n, m, R<sub>1</sub>, R<sub>2</sub>, R<sub>4</sub>, R<sub>5</sub>, R''', R''', t, W und Y wie in einem der Ansprüche 1 bis 4 definiert sind;  
 a: Schutz der Aminogruppe der α-Aminosäure; P eine geeignete Schutzgruppe darstellt und ausgewählt ist aus  
 tert-Butoxycarbonyl(Boc), Allyloxycarbonyl(Alloc), Benzyloxycarbonyl, Trityl, Benzyloxymethyl, Fluorenylme-  
 thoxycarbonyl(Fmoc), Phthaloyl, Dithiosuccinyl, Methoxyformyl, Ethoxyformyl, Benzolsulfonyl, p-Toluolsulfonyl,  
 2-(Trimethylsilyl)ethansulfonyl, Benzyl(Bn), Trityl(Tr) und Allyl;  
 45 b: Bedingungen für die Synthese der Peptidbindung;  
 c: Entschützung entsprechend Schritt a;  
 e: dasselbe wie b;  
 f: dasselbe wie c;  
 g: dasselbe wie b;  
 50 g': reduktive Aminierung;  
 h: Bedingungen für die Esterhydrolyse;

wobei "\*" ein chirales Zentrum darstellt und die "\*" umfassende Verbindung alle chiralen Isomere der Strukturformel einschließt.

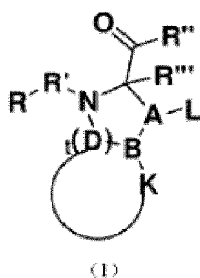
- 55 **10.** Die Verbindung nach einem der Ansprüche 1 bis 5 zur Verwendung bei der Prophylaxe, Behandlung oder Verzögerung von Bluthochdruck und seinen Komplikationen, wobei die Komplikationen ausgewählt sind aus einer oder mehreren von koronarer Herzkrankheit, Angina pectoris, akutem Herzversagen, chronisch kongestivem Herzver-

sagen, Myokardinfarkt und Folgeerscheinungen, kongestiver Herzkrankheit, Myokardischämie, Myokarditis, Myokardfibrose, Myokardhypertrophie, Atherosklerose, benigne kleine arterielle Nephrosklerose, maligne kleine arterielle Nephrosklerose, vaskuläre Wachstumsanomalien und Remodeling, angiogenesebedingte Erkrankungen, Hyperaldosteronismus, Arrhythmie, Nierenerkrankungen, Diabetes, Schlaganfall, Thrombose, Nierenversagen, Hyperlipidämie, Adipositas, Hyperglykämie, retinale Arteriosklerose und hypertensive Fundusläsionen.

11. Eine pharmazeutische Zusammensetzung, umfassend: die Verbindung nach einem der Ansprüche 1 bis 5 oder ein pharmazeutisch annehmbares Salz der Verbindung nach einem der Ansprüche 1 bis 5, und einen pharmazeutisch annehmbaren Träger, Hilfsstoff und Verdünnungsmittel der Verbindung nach einem der Ansprüche 1 bis 5.
12. Eine pharmazeutische Zusammensetzung nach Anspruch 11 zur Verwendung bei der Prophylaxe, Behandlung oder Verzögerung von Bluthochdruck und seinen Komplikationen, wobei die Komplikationen eine oder mehrere von koronarer Herzkrankheit, Angina pectoris, Herzinsuffizienz, Myokardinfarkt und Folgeerscheinungen, kongestiver Herzkrankheit, Myokardischämie, Myokarditis, Myokardfibrose, Myokardhypertrophie, Atherosklerose, benigne kleine arterielle Nephrosklerose, maligne kleine arterielle Nephrosklerose, vaskuläre Wachstumsanomalien und Remodeling, angiogenesebedingte Erkrankungen, Hyperaldosteronismus, Arrhythmie, Nierenerkrankungen, Diabetes, Schlaganfall, Thrombose, Nierenversagen, Hyperlipidämie, Adipositas, Hyperglykämie, retinale Arteriosklerose und hypertensive Fundusläsionen.

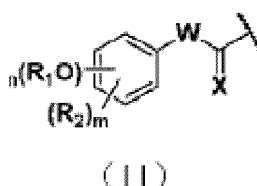
## Revendications

1. Composé tripeptide ayant la structure de formule (1)



où, dans la formule (I)

R est représenté par la formule (II)



où, dans la formule (II),

R<sub>1</sub> est choisi parmi un atome d'hydrogène, les groupes alkyle, cycloalkyle, hétéroalkyle, hétérocyclyle, alcényle, alcynyle, acyle, aroyle, aryle, aralkyle, hétéroaryle et hétéroaralkyle ;

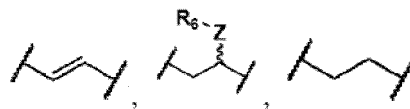
R<sub>2</sub> est choisi parmi un atome d'hydrogène, les groupes alkyle, cycloalkyle, hétéroalkyle, hétérocyclyle, alcényle, alcynyle, acyle, aroyle, aryle, aralkyle, hétéroaryle, hétéroaralkyle, alkylthio, aralkylthio, arylthio, F, Cl, Br, I, NO<sub>2</sub> et CN ;

R<sub>1</sub> et R<sub>2</sub> sont identiques ou différents ;

n = 0, 1, 2, 3, 4, ou 5 ; et lorsque n ≥ 2, les multiples radicaux R<sub>1</sub> sont identiques ou différents ;

m = 0, 1, 2, 3, 4, ou 5 ; et lorsque m ≥ 2, les multiples radicaux R<sub>2</sub> sont identiques ou différents ;

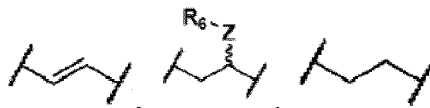
W est choisi parmi



et



où

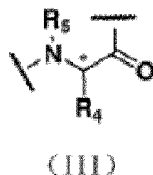


ou



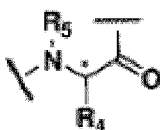
est lié au cycle benzénique sur le côté gauche de celui-ci ; où Z est choisi parmi les atomes d'oxygène et d'azote, et  $R_6$  est choisi parmi un atome d'hydrogène, les groupes alkyle, cycloalkyle, hétéroalkyle, hétérocyclyle, alcényle, alcynyle, aryle, aralkyle, hétéroaryle et hétéroaralkyle ; et X est choisi parmi les atomes d'oxygène et d'hydrogène ; où, dans la formule (I),

$R'$  est un résidu d'un acide aminé L ou D ou dérivé d'acide aminé, comme représenté dans la formule (III),

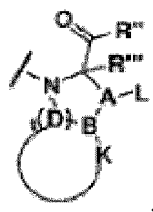


ou  $R'$  est absent, et

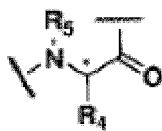
lorsque  $R'$  est un résidu d'un acide aminé L ou D ou dérivé d'acide aminé, l'extrémité C-terminale de



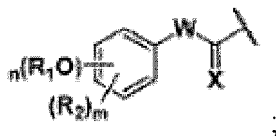
est liée à l'extrémité N-terminale de



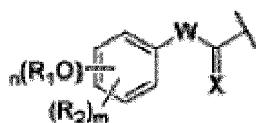
et l'extrémité N-terminale de



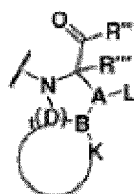
est liée à l'extrémité C-terminale de



et  
lorsque R' est absent,



est lié à

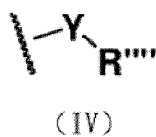


via une liaison amide ou une liaison C-N ; et

où  $R_4$  et  $R_5$  sont choisis chacun indépendamment parmi un atome d'hydrogène, les groupes alkyle, cycloalkyle, hétéroalkyle, hétérocyclyle, alcényle, alcynyle, aryle, aralkyle, hétéroaryle et hétéroaralkyle ; et  $R_4$  et  $R_5$  sont identiques ou différents ;

où dans la formule (I),

$R''$  est représenté par la formule (IV) :

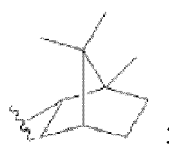


dans laquelle :

Y est un atome d'oxygène, et

$R'''$  est  $R^9$ , et  $R''$  est un groupe  $-OR^9$  ;

$R^9$  étant un groupe





où dans la formule (I),

R''' est choisi parmi un atome d'hydrogène et un groupe alkyle ;

A = un atome de carbone ;

L est choisi parmi un atome d'hydrogène, un groupe alkyle, un groupe alkyle substitué, un groupe aryle et un groupe aryle substitué ;

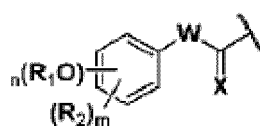
D est un atome de carbone, t = 1 ; et

B est un atome de carbone, A est lié à B par une liaison simple carbone-carbone, et K est lié à B et n'est pas lié à D ;

K est un atome d'hydrogène ;

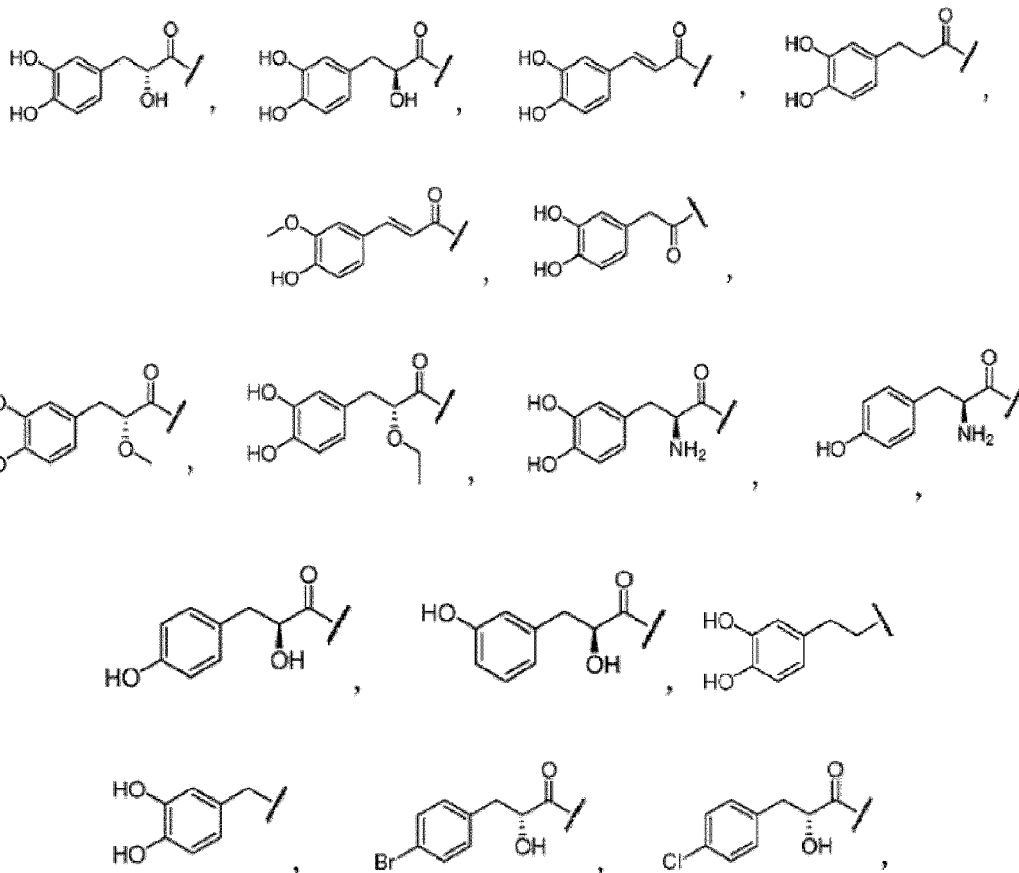
les groupes alkyle, cycloalkyle, hétéroalkyle, hétérocyclyle, alcényle, alcynyle, aryle, aralkyle, hétéroaryle et hétéroaralkyle pouvant être chacun non substitués ou en option porteurs d'un ou de plusieurs substituant(s) choisi(s) parmi hydroxy, alcoxy, aryloxy, thio, thioalkyle, arylthio, amino, amido, alkylamino, arylamino, alkylsulfonyl, arylsulfonyl, sulfonamido, alkyle, aryle, hétéroaryle, alkylsulfonamido, arylsulfonamido, céto, carboxy, alcoxycarbonyl, carboxamido, alcoxycarbonylamino, alcoxycarbonyloxy, alkyluréido, aryluréido, halogéno, cyano et nitro.

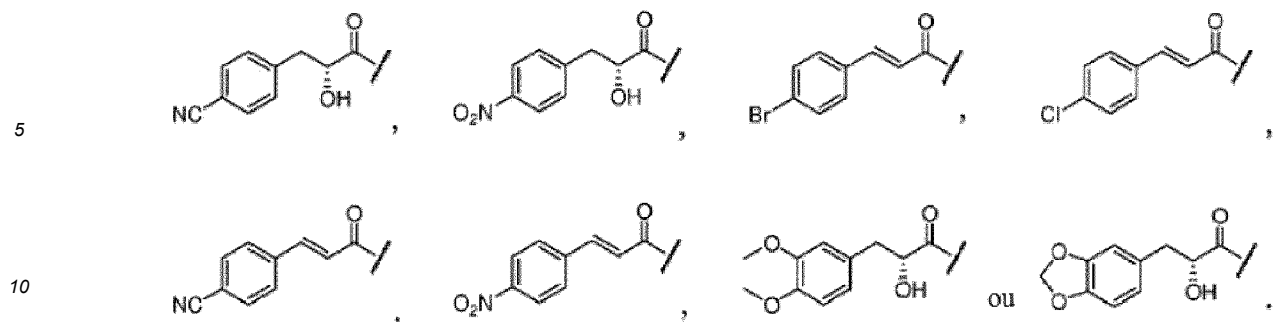
2. Composé tripeptide selon la revendication 1, dans lequel le groupe R



(II)

est choisi parmi :

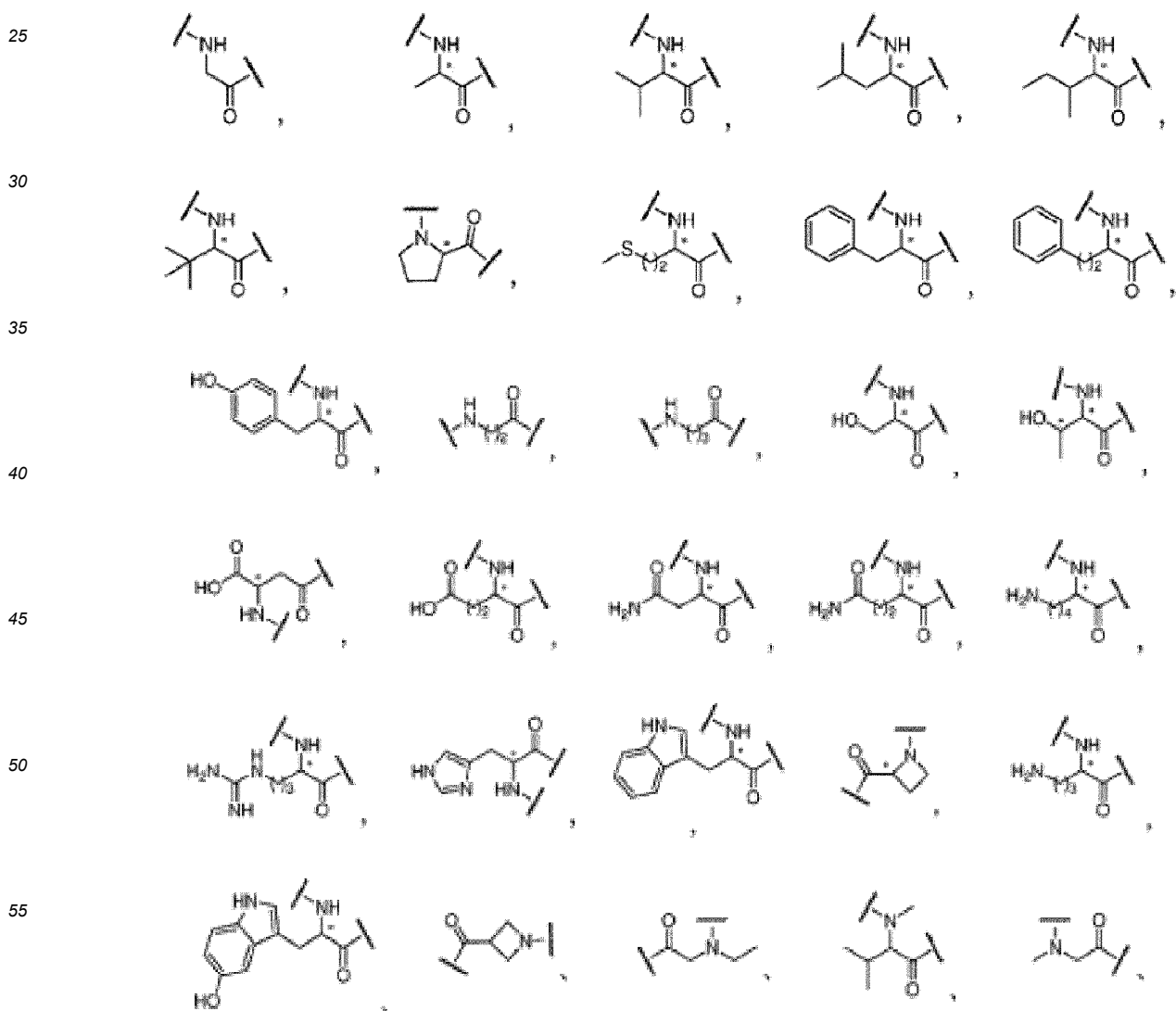


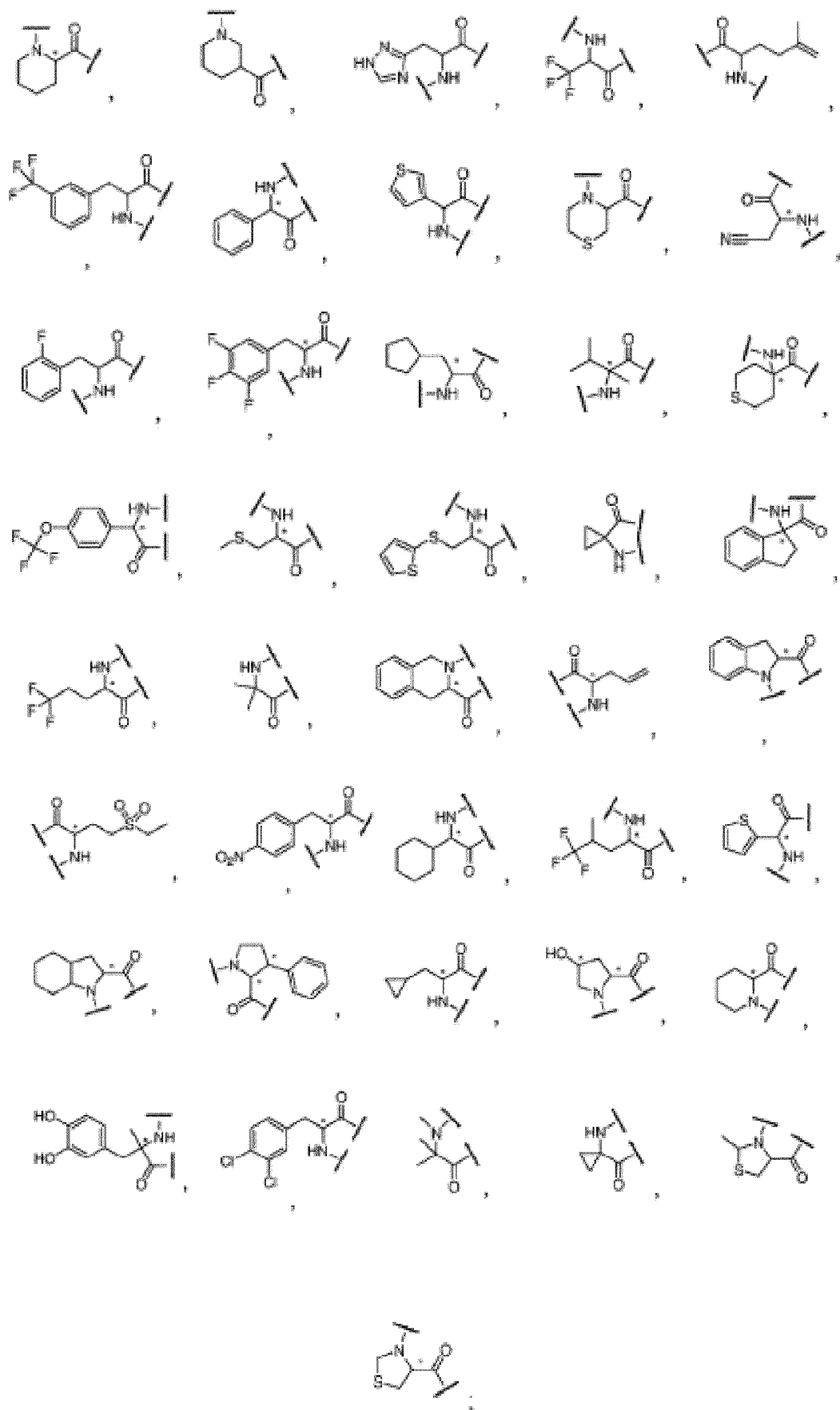


3. Composé tripeptide selon la revendication 1, dans lequel le groupe R'



est choisi parmi :

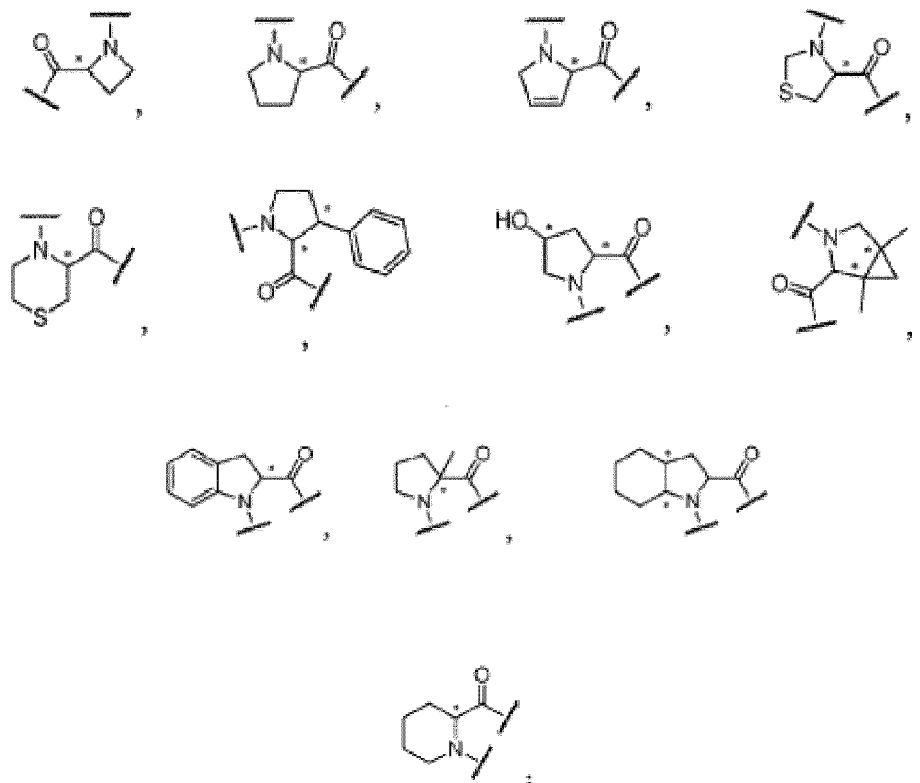




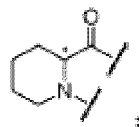
et

où « \* » représente un centre chiral, et le composé comprenant « \* » inclut tous les isomères chiraux de la formule développée.

4. Composé tripeptide selon la revendication 1, dans lequel la formule (I) est choisie parmi les structures de formules suivantes :



et



où « \* » représente un centre chiral, et le composé comprenant « \* » inclut tous les isomères chiraux de la formule développée.

5. Composé tripeptide selon la revendication 1, dans lequel le composé est choisi parmi un composé des structures suivantes :

N°	Formule	N°	Formule
221S-1		221S-2	
221S-3		221S-4	
221S-5		221S-6	

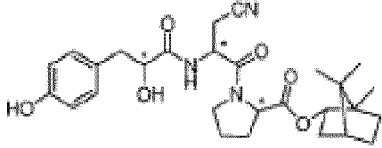
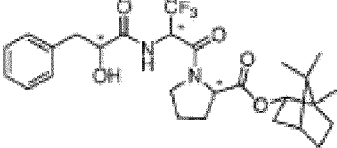
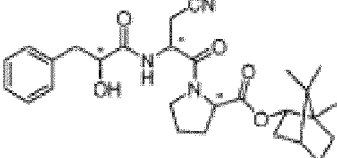
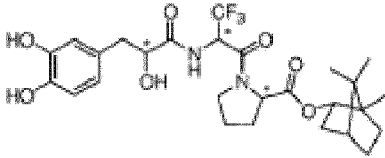
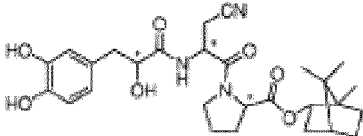
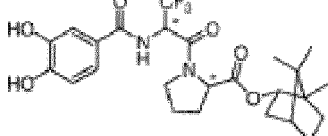
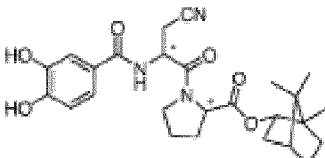
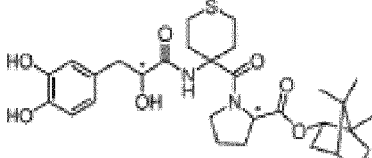
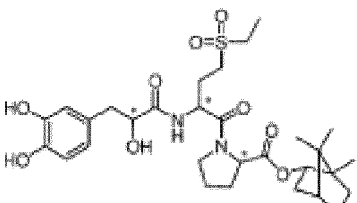
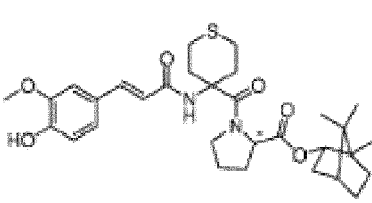
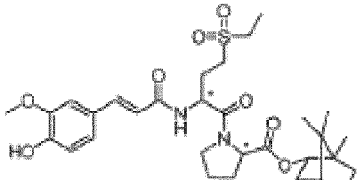
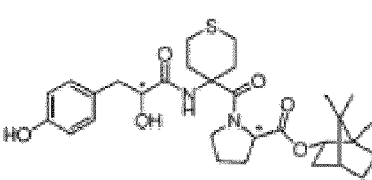
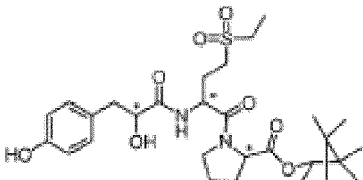
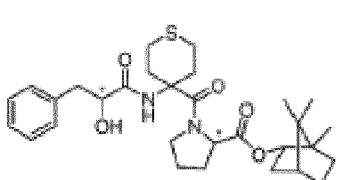
(suite)

N°	Formule	N°	Formule
221S-7		221S-8	
221S-9		221S-10	
221S-11		221S-12	
221S-13		221S-14	
221S-15		221S-16	
221S-17		221S-18	
221S-19		221S-20	
221S-21		221S-22	

(suite)

N°	Formule	N°	Formule
221S-23		221S-24	
221S-25		221S-26	
221S-27		221S-28	
221S-29		221S-30	
221S-31		221S-32	
221S1-33		221S-34	
221S-35		221S-36	
221S-37		221S-38	

(suite)

N°	Formule	N°	Formule
221S-39		221S-40	
221S-41		221S-42	
221S-43		221S-44	
221S-45		221S-46	
221S-47		221S-48	
221S-49		221S-50	
221S-51		221S-52	

(suite)

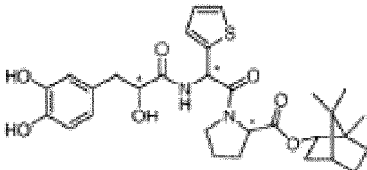
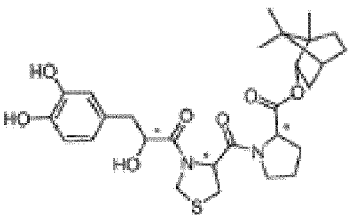
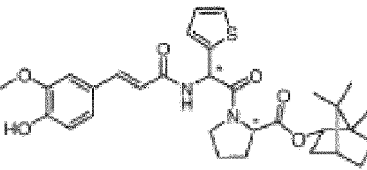
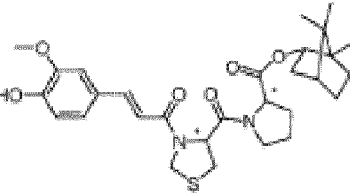
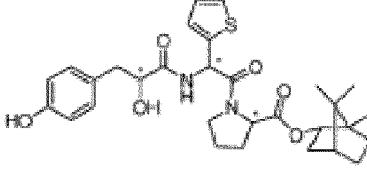
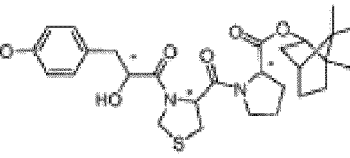
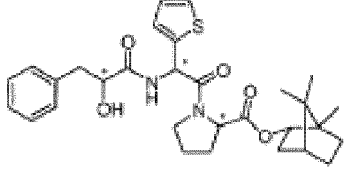
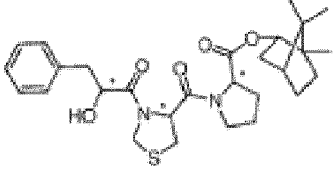
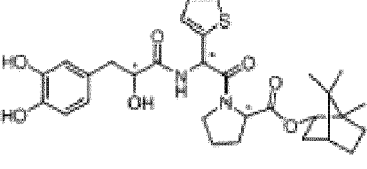
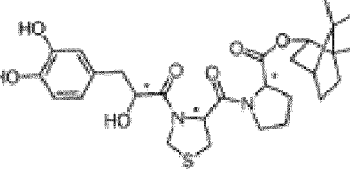
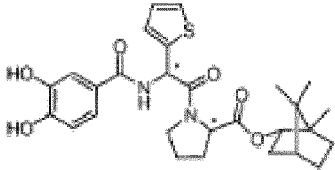
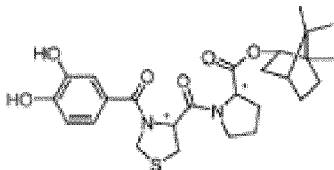
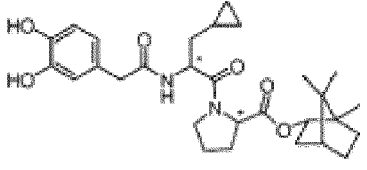
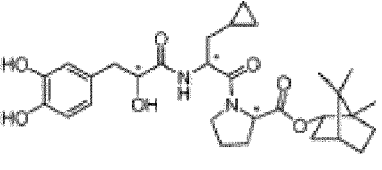
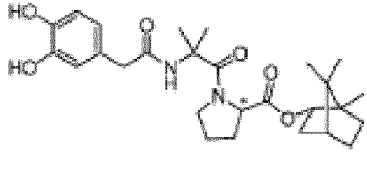
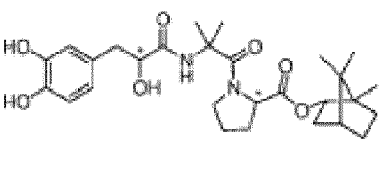
N°	Formule	N°	Formule
221S-53		221S-54	
221S-55		221S-56	
221S-57		221S-58	
221S-59		221S-60	
221S-61		221S-62	
221S-63		221S-64	
221S-65		221S-66	
221S-67		221S-68	



(suite)

N°	Formule	N°	Formule
221S-69		221S-70	
221S-71		221S-72	
221S-73		221S-74	
221S-75		221S-76	
221S-77		221S-78	
221S-79		221S-80	
221S-81		221S-82	

(suite)

N°	Formule	N°	Formule
221S-83		221S-84	
221S-85		221S-86	
221S-87		221S-88	
221S-89		221S-90	
221S-91		221S-92	
221S-93		221S-94	
221S-95		221S-96	
221S-97		221S-98	

(suite)

N°	Formule	N°	Formule
221S-99		221S-100	
221S-101		221S-102	
221S-103		221S-104	
221S-105		221S-106	
221S-107		221S-108	
221S-109		221S-110	
221S-111		221S-112	

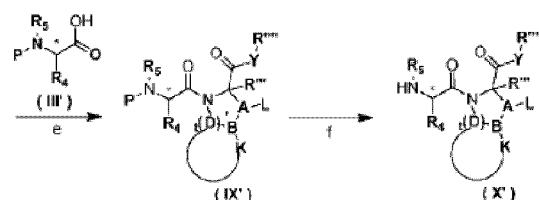
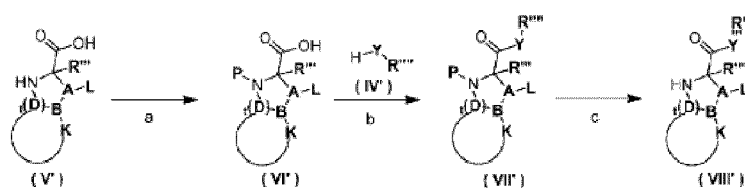
(suite)

N°	Formule	N°	Formule
221S-113		221S-114	
221S-115		221S-116	
et			
221S-221			

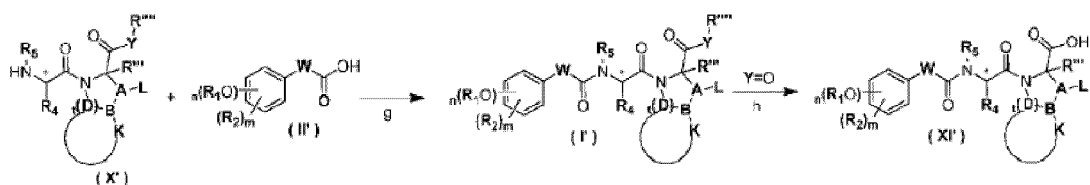
où « \* » représente un centre chiral, et le composé comprenant « \* » inclut tous les isomères chiraux de la formule développée.

6. Énantiomère, tautomère, stéréoisomère, rotamère, diastéréoisomère or racémate du composé selon l'une quelconque des revendications 1 à 5.
7. Sel pharmaceutiquement acceptable ou ester pharmaceutiquement acceptable du composé selon l'une quelconque des revendications 1 à 5, dans lequel le sel pharmaceutiquement acceptable est choisi parmi un sel avec un acide pharmaceutiquement acceptable et un sel avec une base pharmaceutiquement acceptable, le sel avec un acide pharmaceutiquement acceptable incluant un sel formé avec l'un des acides suivants : acide sulfurique, hydrogéné-sulfate, acide chlorhydrique, acide bromhydrique, acide phosphorique, acide nitrique, acide carbonique, acide borique, acide méthanesulfonique, acide benzènesulfonique, acide p-toluène-sulfonique, acide formique, acide acétique, acide propionique, acide butyrique, acide pyruvique, acide maléique, acide malique, acide tartrique, acide citrique, acide ascorbique, acide benzoïque, acide camphorique, acide fumarique, acide oxalique, acide succinique, acide camphosulfonique, acide maléique, acide salicylique et acide  $\alpha$ -lactique ; le sel avec une base pharmaceutiquement acceptable étant choisi parmi un sel formé avec l'une des bases suivantes : métaux alcalins choisis parmi le lithium, le sodium et le potassium ; métaux alcalino-terreux choisis parmi le magnésium et le calcium ; l'hydroxyde de lithium, l'hydroxyde de sodium, l'hydroxyde de potassium, l'hydruide de lithium, l'hydruide de sodium, le butyllithium, l'ammonium, la triéthylamine, la diisopropyléthylamine, l'ornithine, l'arginine, la lysine et l'histidine ; et l'ester pharmaceutiquement acceptable étant choisi parmi un ester formé par un groupe hydroxy et un groupe hydroxy phénolique dans le composé avec un acide.
8. Mélange solvaté du composé selon l'une quelconque des revendications 1 à 5, dans lequel l'agent solvatant est l'un choisi parmi l'eau, le méthanol, l'éthanol, l'isopropanol, le butanol, l'acétate d'éthyle et le DMSO, et une association de tels agents.
9. Procédé pour préparer le composé selon la revendication 1, où le procédé comprend :

(1)

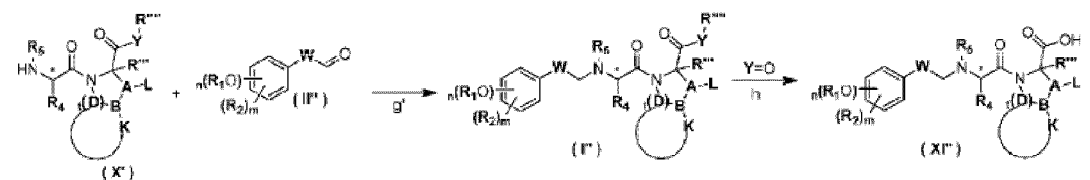


(2)



OU

(2')



OÙ

A, B, D, L, K, n, m, R<sub>1</sub>, R<sub>2</sub>, R<sub>4</sub>, R<sub>5</sub>, R''', R''', t, W et Y sont tels que définis dans l'une quelconque des revendications 1 à 4 ;

a : protection du groupe amino d'acide α-aminé ; P représente un groupe protecteur convenable et est choisi parmi les groupes tert-butoxycarbonyle (Boc), allyloxycarbonyle (Alloc), benzyloxycarbonyle, trityle, benzyloxy-méthyle, fluorényl-méthoxycarbonyle (Fmoc), phthaloyle, dithiosuccinyle, méthoxyformyle, éthoxy-formyle, benzènesulfonyle, p-toluènesulfonyle, 2-(triméthylsilyl)éthanesulfonyle, benzyle (Bn), trityle (Tr) et allyle ;

b : conditions pour la synthèse de liaison peptidique ;

c : déprotection correspondant à l'étape a ;

e : même chose que b ;

f : même chose que c ;

g : même chose que b ;

g' : amination réductrice ;

h : conditions pour l'hydrolyse d'ester ;

où « \* » représente un centre chiral, et le composé comprenant « \* » inclut tous les isomères chiraux de la formule développée.

10. Composé selon l'une quelconque des revendications 1 à 5, destiné à être utilisé dans la prophylaxie, le traitement ou le retardement de l'hypertension et de ses complications, les complications étant choisies parmi un(e) ou plusieurs

parmi la coronaropathie, l'angine de poitrine, l'insuffisance cardiaque aiguë, l'insuffisance cardiaque congestive chronique, l'infarctus de myocarde et ses séquelles, la cardiopathie congestive, l'ischémie myocardique, la myocardite, la fibrose myocardique, l'hypertrophie du myocarde, l'athérosclérose, la néphroangiosclérose bénigne, la néphroangiosclérose maligne, l'anomalie et le remodelage de la croissance vasculaire, les maladies liées à l'angiogenèse, l'hyperaldostéronisme, l'arythmie, la néphropathie, le diabète, l'accident vasculaire cérébral, la thrombose, l'insuffisance rénale, l'hyperlipidémie, l'obésité, l'hyperglycémie, l'artériosclérose rétinienne, et les lésions hypertensives du fond d'œil.

**11.** Composition pharmaceutique comprenant le composé selon l'une quelconque des revendications 1 à 5 ou un sel pharmaceutiquement acceptable du composé selon l'une quelconque des revendications 1 à 5, et un véhicule, excipient et diluant pharmaceutiquement acceptables du composé selon l'une quelconque des revendications 1 à 5.

**12.** Composition pharmaceutique selon la revendication 11, destinée à être utilisée dans la prophylaxie, le traitement ou le retardement de l'hypertension et de ses complications, les complications comprenant un(e) ou plusieurs parmi la coronaropathie, l'angine de poitrine, l'insuffisance cardiaque, l'infarctus de myocarde et ses séquelles, la cardiopathie congestive, l'ischémie myocardique, la myocardite, la fibrose myocardique, l'hypertrophie du myocarde, l'athérosclérose, la néphroangiosclérose bénigne, la néphroangiosclérose maligne, l'anomalie et le remodelage de la croissance vasculaire, les maladies liées à l'angiogenèse, l'hyperaldostéronisme, l'arythmie, la néphropathie, le diabète, l'accident vasculaire cérébral, la thrombose, l'insuffisance rénale, l'hyperlipidémie, l'obésité, l'hyperglycémie, l'artériosclérose rétinienne, et les lésions hypertensives du fond d'œil.

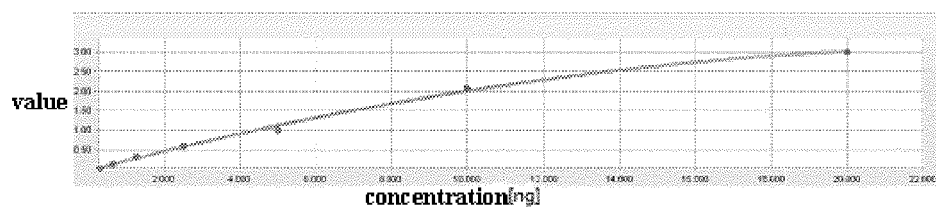


Figure 1

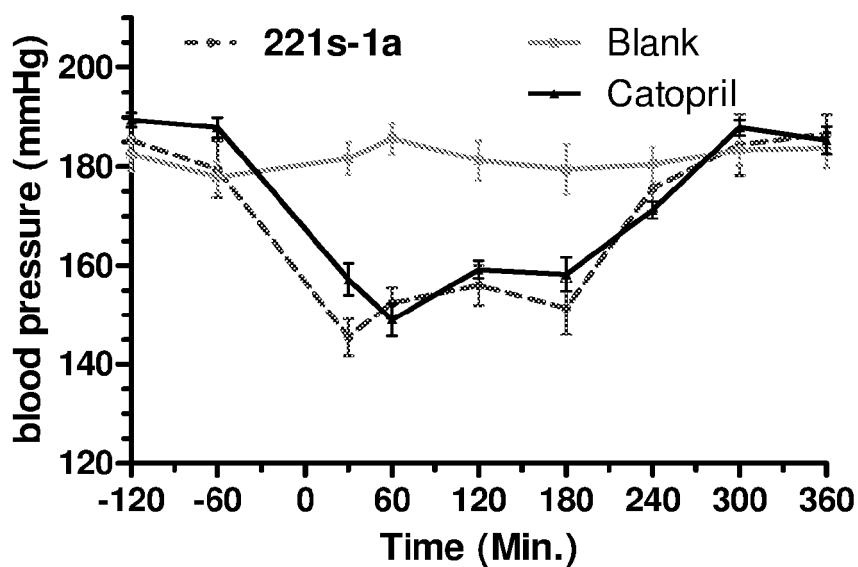


Figure 2

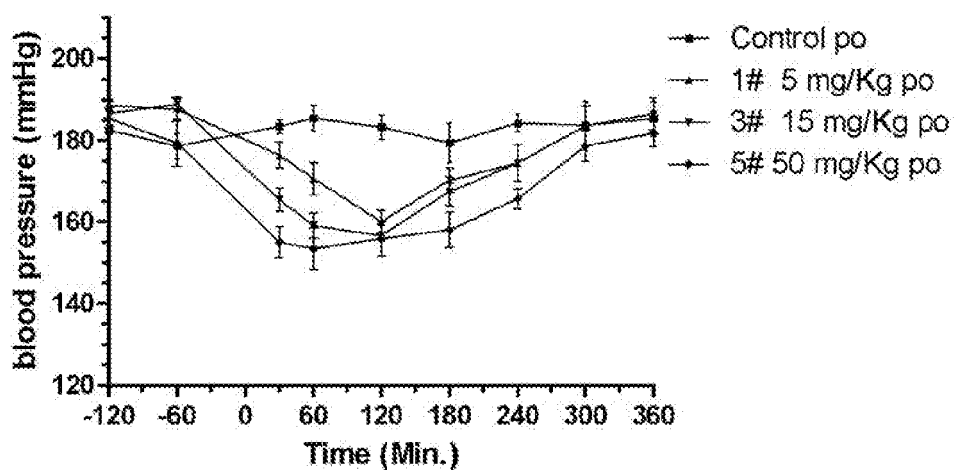


Figure 3

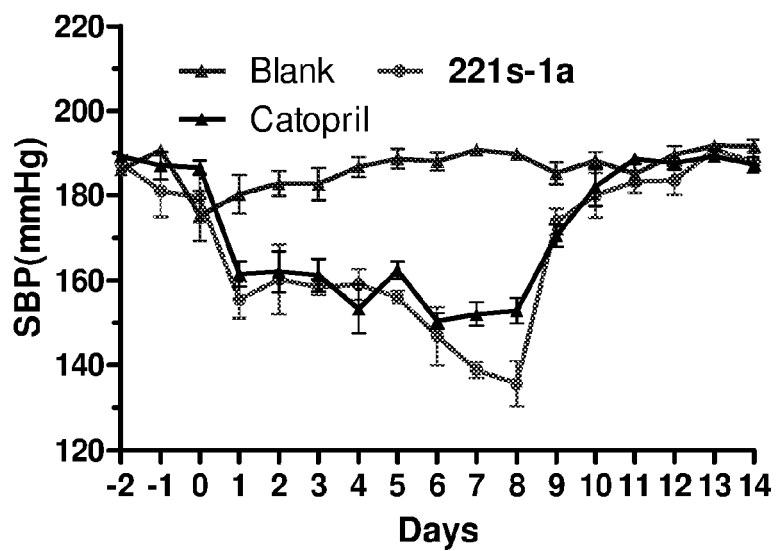


Figure 4

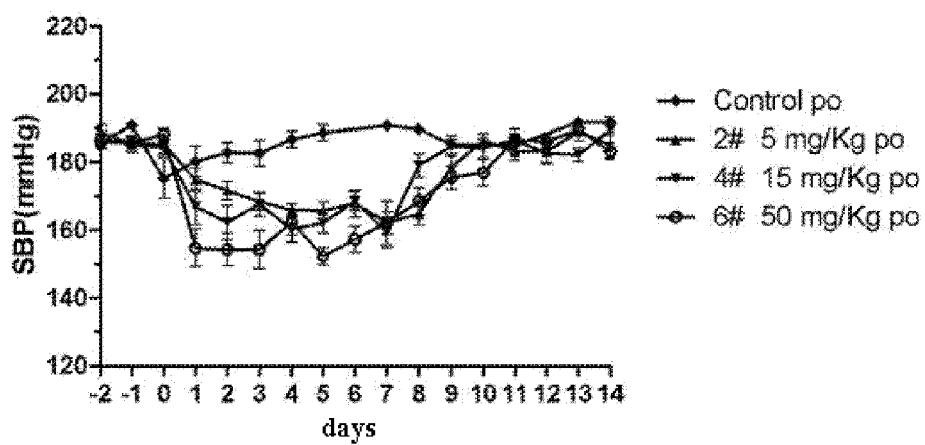


Figure 5



## REFERENCES CITED IN THE DESCRIPTION

*This list of references cited by the applicant is for the reader's convenience only. It does not form part of the European patent document. Even though great care has been taken in compiling the references, errors or omissions cannot be excluded and the EPO disclaims all liability in this regard.*

## Patent documents cited in the description

- CN 1868998 A [0020]
- EP 9898 A1 [0022]
- US 4273927 A [0022]
- US 4374249 A [0022]
- WO 9302679 A1 [0023]
- US 20070032661 A1 [0024]
- CN 103288630 [0099]

## Non-patent literature cited in the description

- *China News Network*, 10 October 2010, vol. 16, 26 [0002]
- **FOURNIE-ZALUSKI et al.** *J. Med. Chem.*, 1996, vol. 39, 2594-2608 [0003]
- *Biological & Pharmaceutical Bulletin*, 2011, vol. 34 (10), 1596-1601 [0019]
- *Phytotherapy Research*, 2010, vol. 24 (5), 769-774 [0019]
- *American Journal of Physiology*, 2007, vol. 292 (5), H2131-H2137 [0019]
- *Chinese Journal of Clinical Rehabilitation*, 2006, vol. 10 (23), 73-75 [0019]
- *Medicinal and Aromatic Plants — Industrial Profiles*, 2000, vol. 14, 193-205 [0019]
- *Characterization of the Radical Scavenging and Anti-oxidant Activities of Danshensu and Salvianolic Acid B*. *Food and Chemical Toxicology*, 2008, vol. 46 (1), 73-81 [0020]
- Protective effect of danshensu on endothelial vascular activity in rats with isoproterenol-induced injury and its mechanism. *Chinese herbal medicine*, 2013, vol. 1, 59-64 [0020]
- Angiotensin-Converting Enzyme Inhibitory Effects by Plant Phenolic Compounds: A Study of Structure Activity Relationships. *J. Agric. Food Chem.*, 2013, vol. 61, 11832-11839 [0020]
- *Inhibition of Angiotensin-Converting Enzyme by Quercetin Alters the Vascular Response to Bradykinin and Angiotensin I*. *Pharmacology*, 2002, vol. 65, 182-186 [0020]
- Ferulic Acid Improves Cardiovascular and Kidney Structure and Function in Hypertensive Rats. *J. Cardiovasc. Pharmacol.*, 2013, vol. 61, 240-249 [0020]
- Tannic Acid, an Inhibitor for Renal Angiotensin Type 1 Receptor and Hypertension in Spontaneously Hypertensive Rats. *Endocr. Rev.*, 2012, vol. 33, SAT-248 [0020]
- Handbook of Pharmaceutical Salts. Properties, Selection and Use. Wiley-VCH, 2002 [0062]
- **T. W. GREENE ; P. G. M. WUTS**. Protective Groups in Organic Synthesis. John Wiley & Sons, Inc, 1999 [0067]
- *Journal of Natural Products*, 2012, vol. 75 (9), 1589-1594 [0099]
- *Org. Biomol. Chem.*, 2012, vol. 10, 2840-2846 [0099]
- **CUSHMAN et al.** *Biochemical Pharmacology*, 1971, vol. 20 (7), 1637-1648 [0145]
- *Journal of Dairy Science*, 1995, vol. 78 (4), 777-783 [0145]