



(12) **EUROPEAN PATENT APPLICATION**

(43) Date of publication:
10.01.2018 Bulletin 2018/02

(51) Int Cl.:
D03D 1/00 (2006.01) D03D 15/00 (2006.01)

(21) Application number: **17152774.0**

(22) Date of filing: **24.01.2017**

(84) Designated Contracting States:
AL AT BE BG CH CY CZ DE DK EE ES FI FR GB GR HR HU IE IS IT LI LT LU LV MC MK MT NL NO PL PT RO RS SE SI SK SM TR
Designated Extension States:
BA ME
Designated Validation States:
MA MD

(72) Inventor: **CHU, Chien-Chia**
Taipei City (TW)

(74) Representative: **Pallini Gervasi, Diego**
Notarbartolo & Gervasi GmbH
Bavariaring 21
80336 Munich (DE)

(71) Applicant: **Bright Cheers International Limited**
Apia (WS)

Remarks:

Amended claims in accordance with Rule 137(2) EPC.

(54) **REINFORCED COMPOSITE FABRIC AND METHOD FOR PREPARING THE SAME**

(57) The present invention provides a method of preparing a reinforced composite fabric. The method includes steps of: forming a high-hardness thermoplastic elastomeric yarn (2) and a low-hardness thermoplastic elastomeric yarn (3) with a melting point from 50°C to 150°C into a fabric; and hot-pressing the fabric under a hot-pressing temperature to form the reinforced composite fabric. The hot-pressing temperature is higher than or

equal to the melting point of the low-hardness thermoplastic elastomeric yarn (3) but lower than the melting point of the high-hardness thermoplastic elastomeric yarn (2). The present invention also provides a reinforced composite fabric made by the method. The reinforced composite fabric can be made by a simple and an eco-friendly process, and has the advantages of high tensile strength and high impact strength.

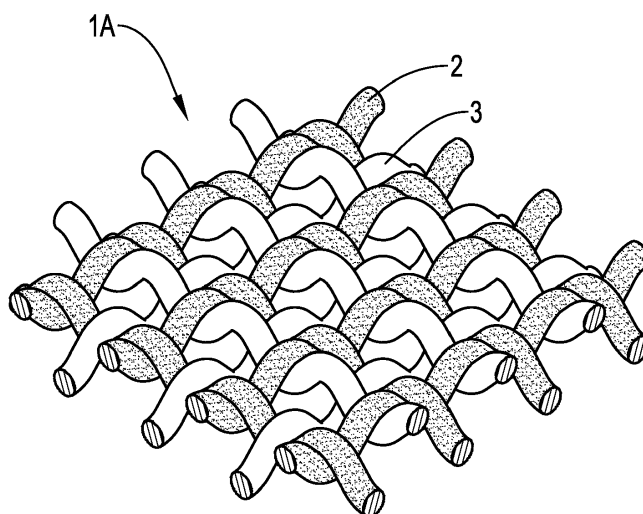


FIG.1

Description

1. Field of the Invention

5 **[0001]** The present invention relates to textile technology, and particularly relates to a reinforced composite fabric and a method for preparing a reinforced composite fabric.

2. Description of the Related Art

10 **[0002]** Due to the development of technology, the demands for the functional textiles increase. The functional textiles have different properties and functions according to different uses. Among the functional textiles, reinforced textiles are usually formed by adding a reinforcing agent or attaching a reinforcing film to enhance their strengths.

15 **[0003]** The use of reinforcing agent is more widely used between these two means. Common reinforcing agents include tear strength improver, rubbing fastness improver, or fabric enhancer. After the textile is immersed in a solution containing the reinforcing agent, a polymer layer is attached onto the surface of the textile, such that the strength of the textile can be enhanced.

20 **[0004]** However, the concentration of the reinforcing agent needs to be lower than 5% to sustain the texture of the reinforced textile, resulting in that the reinforced effect cannot be effectively improved. Using the reinforcing agent to enhance the strength requires additional impregnation process and drying process, resulting in a more complicated process, longer processing time, and higher cost. Besides, large consumptions of water and solvent during the process cause large burdens to the environment, and thus the conventional method is not suitable for the mass production of the reinforced fabrics in the future that people pay attention to the environmental protection increasingly.

25 **[0005]** Film lamination is also useful to reinforce the strength of the textile. The surface of the textile is dot-coated with a hot melt adhesive solution, and then covered with a reinforcing film to form a laminated structure. Finally, the laminated structure is hot-pressed under 200°C to 300°C to form the reinforced textile.

30 **[0006]** However, the hot melt adhesive layer is aged over time and would peel from the textile, and thus lose the property of high strength. Besides, the solvent contained in the hot melt adhesive solution might remain in the reinforced textile made by the film lamination, thereby limiting the applicability of the reinforced textile.

35 **[0007]** The objective of the present invention is to provide a reinforced composite fabric and a method for preparing a reinforced composite fabric which overcomes the problem of peeling of the reinforcing film and simplifies the fabrication process.

40 **[0008]** In order to achieve the aforementioned objective, the present invention provides a method for preparing a reinforced composite fabric including:

35 forming a high-hardness thermoplastic elastomeric yarn and a low-hardness thermoplastic elastomeric yarn into a fabric by weaving; a melting point of the low-hardness thermoplastic elastomeric yarn ranging from 50°C to 150°C; hot-pressing the fabric under a hot-pressing temperature (less than 200°C) and a hot-pressing pressure to form the reinforced composite fabric; the hot-pressing temperature being higher than or equal to the melting point of the low-hardness thermoplastic elastomeric yarn, and lower than a melting point of the high-hardness thermoplastic elastomeric yarn.

45 **[0009]** In accordance with the present invention, two thermoplastic elastomeric yarns with different hardness or different melting points are hot-pressed at a suitable temperature to allow the low-hardness thermoplastic elastomeric yarn to be partially melted and attached on the surface of the high-hardness thermoplastic elastomeric yarn, so as to obtain the reinforced composite fabric. By means of the method described, the tensile strength and the impact strength are enhanced without using the hot melt adhesive solution. The drawbacks of aging of the hot melt adhesive layer, peeling of the reinforcing film, and residuals of the solvent are overcome. Further, the fabrication process of the reinforced fabric is simpler than the prior art.

50 **[0010]** Preferably, the hot-pressing pressure is from 0.1 kgf/cm² to 10 kgf/cm².

55 **[0011]** As for the method for preparing the reinforced composite fabric, the hot-pressing temperature is higher than the melting point of the low-hardness thermoplastic elastomeric yarn by 10°C to 50°C. Preferably, the hot-pressing temperature is higher than the melting point of the low-hardness thermoplastic elastomeric yarn by 10°C to 20°C. Therefore, the present invention can hot-press the fabric under a hot-pressing temperature lower than 200°C and make the low-hardness thermoplastic elastomeric yarn partially melted.

60 **[0012]** According to the present invention, the hot-pressing temperature can be adjusted according to the melting point of the high-hardness thermoplastic elastomeric yarn and the melting point of the low-hardness thermoplastic elastomeric yarn. Preferably, the melting point of the low-hardness thermoplastic elastomeric yarn is from 50°C to 150°C. More preferably, the melting point of the low-hardness thermoplastic elastomeric yarn is from 70°C to 150°C. Therefore, the

reinforced composite fabric is made under the lower hot-pressing temperature. Besides, the melting point of the high-hardness thermoplastic elastomeric yarn is from 150°C to 300°C. More preferably, the melting point of the high-hardness thermoplastic elastomeric yarn is from 160°C to 300°C. Much more preferably, the melting point of the high-hardness thermoplastic elastomeric yarn is from 180°C to 250°C.

[0013] Preferably, a shore hardness of the low-hardness thermoplastic elastomeric yarn is from 10A to 90A and a shore hardness of the high-hardness thermoplastic elastomeric yarn is from 95A to 90D.

[0014] In addition, the method further comprises the step of twisting a high-hardness thermoplastic elastomeric fiber and a reinforcing fiber into the high-hardness thermoplastic elastomeric yarn.

[0015] The step of twisting a high-hardness thermoplastic elastomeric fiber and a reinforcing fiber makes the high-hardness thermoplastic elastomeric yarn have the characteristic of the reinforcing fiber. The addition of the reinforcing fiber widens the applicability of the reinforced composite fabric and may enhance the tensile strength and the impact strength of the reinforced composite fabric.

[0016] Preferably, the reinforcing fiber is a synthetic fiber. Further, the applicable synthetic fiber of the present invention includes a carbon fiber, a glass fiber, a Kevlar fiber, or a Dyneema fiber. A percentage of the reinforcing fiber ranges from 10 wt% to 90 wt% based on the overall weight of the high-hardness thermoplastic elastomeric yarn.

[0017] Preferably, the method further comprises the steps of melt spinning a high-hardness thermoplastic elastomeric polymer into the high-hardness thermoplastic elastomeric yarn and of melt spinning a low-hardness thermoplastic elastomeric polymer into the low-hardness thermoplastic elastomeric yarn. Besides, the high-hardness thermoplastic elastomeric polymer and the low-hardness thermoplastic elastomeric polymer independently are, but not limited to, thermoplastic rubber elastomer (TPR), thermoplastic polyurethane elastomer (TPU), styrene-based thermoplastic elastomer (TPS), thermoplastic olefinic elastomer (TPO), thermoplastic vulcanizate elastomer (TPV), thermoplastic ester elastomer (TPEE), or thermoplastic polyamide elastomer (TPAE).

[0018] Preferably, the high-hardness thermoplastic elastomeric polymer and the low-hardness thermoplastic elastomeric polymer are classified as the identical thermoplastic elastomeric polymer. Therefore, the reinforced composite fabric may have higher tensile strength and higher impact strength due to the same or better affinity between the high-hardness thermoplastic elastomeric yarn and the low-hardness thermoplastic elastomeric yarn.

[0019] The high-hardness thermoplastic elastomeric polymer and the low-hardness thermoplastic elastomeric polymer each respectfully have a soft segment and a hard segment. The hardness and the melting point of the thermoplastic elastomeric polymer may be adjusted according to a ratio of the soft segment to the hard segment.

[0020] The soft segment can be constructed by, but not limited to, butadiene rubber (BR), isoprene rubber (IR), natural rubber (NR), ethylene propylene diene monomer (EPDM), isobutylene isoprene rubber (IIR), polyisobutylene (PIB), polyethylene/polybutylene, amorphous polyethylene, polyether polyol, polyester polyol, or polyester.

[0021] The hard segment can be constructed by, but not limited to, polystyrene (PS), polyethylene (PE), polypropylene (PP), syndiotactic 1,2-polybutadiene, *trans*-1,4-polyisoprene, polyurethanes (PU), diisocyanate, or polyamide (PA).

[0022] Moreover, in the polyester-polyether type of TPEE system, the soft segment can be constructed by polyether and the hard segment can be constructed by aromatic crystal polyester. In the polyester-polyester type of TPEE system, the soft segment can be constructed by aliphatic polyester and the hard segment can be constructed by aromatic crystal polyester.

[0023] Preferably, the ratio of the soft segment to the hard segment of the high-hardness thermoplastic elastomeric polymer is from 25:75 to 50:50. The ratio of the soft segment to the hard segment of the low-hardness thermoplastic elastomeric polymer is from 51:49 to 80:20.

[0024] Preferably, the high-hardness thermoplastic elastomeric polymer and the low-hardness thermoplastic elastomeric polymer are both TPU. The ratio of the soft segment to the hard segment of the high-hardness thermoplastic elastomeric polymer is from 30:70 to 50:50. The ratio of the soft segment to the hard segment of the low-hardness thermoplastic elastomeric polymer is from 56:44 to 70:30.

[0025] Preferably, the high-hardness thermoplastic elastomeric polymer and the low-hardness thermoplastic elastomeric polymer are both TPEE. The ratio of the soft segment to the hard segment of the high-hardness thermoplastic elastomeric polymer is from 30:70 to 40:60. The ratio of the soft segment to the hard segment of the low-hardness thermoplastic elastomeric polymer is from 52:48 to 75:25.

[0026] Preferably, the high-hardness thermoplastic elastomeric polymer and the low-hardness thermoplastic elastomeric polymer are both TPO. The ratio of the soft segment to the hard segment of the high-hardness thermoplastic elastomeric polymer is from 30:70 to 40:60. The ratio of the soft segment to the hard segment of the low-hardness thermoplastic elastomeric polymer is from 55:45 to 75:25.

[0027] Preferably, the step of forming a high-hardness thermoplastic elastomeric yarn and a low-hardness thermoplastic elastomeric yarn into a fabric by weaving further comprises twisting the high-hardness thermoplastic elastomeric yarn and the low-hardness thermoplastic elastomeric yarn into multiple complex yarns and forming the complex yarns into the fabric. Each of the complex yarns comprises foresaid high-hardness thermoplastic elastomeric yarn and low-hardness thermoplastic elastomeric yarn twisted together.

[0028] The high-hardness thermoplastic elastomeric yarn and the low-hardness thermoplastic elastomeric yarn can form the fabric by a weaving method. The fabrics can be, but not limited to, circular knitted fabric, knitted fabric, jersey fabric, woven fabric, plain fabric, ribbing fabric, or corrugated fabric. Besides, the fabrics can be formed by different weaving methods in the same process, for example, the fabric can be formed by knitted weaving in combination with woven weaving and plain weaving.

[0029] Furthermore, the present invention provides a reinforced composite fabric comprising a high-hardness thermoplastic elastomeric yarn and a low-hardness thermoplastic elastomeric yarn. A part of a surface of the low-hardness thermoplastic elastomeric yarn is melted and attached on a surface of the high-hardness thermoplastic elastomeric yarn. The reinforced composite fabric can be made by the method mentioned above.

[0030] In conclusion, the reinforced composite fabric and the method for preparing the reinforced composite fabric have advantages as follows.

(1) High mechanical strength property

[0031] Hot-pressing the fabric woven by the high-hardness thermoplastic elastomeric yarn and the low-hardness thermoplastic elastomeric yarn allows the reinforced composite fabric to have a higher tensile strength and a higher impact strength.

(2) Simple and eco-friendly process

[0032] The method for preparing the reinforced composite fabric overcomes the problems to fabricate the reinforced textiles by the intensifiers impregnation and the film lamination.

(3) Low hot-pressing temperature

[0033] By adjusting the melting point of the low-hardness thermoplastic elastomeric yarn, the reinforced composite fabric can be hot-pressed under a lower hot-pressing temperature.

In the drawings:

[0034]

Fig. 1 is a perspective view of a reinforced woven fabric made from high-hardness thermoplastic elastomeric yarns and low-hardness thermoplastic elastomeric yarns at a ratio of 1:1;

Fig. 2 is a perspective view of the reinforced woven fabric made from the high-hardness thermoplastic elastomeric yarns and low-hardness thermoplastic elastomeric yarns at a ratio of 2:1.

[0035] To prove that the reinforced composite fabric has a higher tensile strength and a higher impact strength, the reinforced composite fabric and the method for preparing the same is provided as follows. Hereinafter, one skilled in the arts can easily realize the advantages and effects of the present invention from the following examples. Various modifications and variations can be made in order to practice or apply the present invention without departing from the spirit and scope of the invention.

Example 1

[0036] A high-hardness thermoplastic elastomeric (abbreviated as HH-TPE) polymer used in the instant example was thermoplastic polyurethane elastomer (TPU), which had a soft segment and a hard segment at a ratio of 44:56. The soft segment was constructed by polyol and the hard segment was constructed by diisocyanate. The HH-TPE polymer having a shore hardness of 95A and a melting point of 190°C was melt spun to prepare a HH-TPE yarn (150D/72F).

[0037] A low-hardness thermoplastic elastomeric (abbreviated as LH-TPE) polymer used in the instant example was TPU and had a soft segment and a hard segment at a ratio of 65:35. The soft segment was constructed by polyol and the hard segment was constructed by diisocyanate. The LH-TPE polymer having a shore hardness of 80A and a melting point of 100°C was melt spun to prepare a LH-TPE yarn (150D/72F).

[0038] The HH-TPE yarn and the LH-TPE yarn were crossed upon each other at a ratio of 1:1 to form a woven fabric. The size of the woven fabric was 21 cm x 30 cm. The structure of the woven fabric was shown in Fig. 1.

[0039] With reference to Fig. 1, the woven fabric 1A was composed of the HH-TPE yarn 2 and the LH-TPE yarn 3. The warp was composed of the HH-TPE yarn 2 and the LH-TPE yarn 3 at a ratio of 1:1, and the weft was composed of the HH-TPE yarn 2 and the LH-TPE yarn 3 at a ratio of 1:1. That is, the HH-TPE yarn 2 and the LH-TPE yarn 3 were

staggered together in both lateral direction and vertical direction. Subsequently, the woven fabric 1A was preheated under 100°C for half an hour and hot-pressed under 110°C and a pressure of 1 kgf/cm² for 3 minutes. After cooling the hot-pressed woven fabric, a reinforced composite fabric was finally obtained.

Example 2

[0040] A HH-TPE yarn (150D/72F) and a LH-TPE yarn (150D/72F) used in the instant example were similar with those in Example 1.

[0041] Differently, the HH-TPE yarn and the LH-TPE yarn were crossed upon each other at a ratio of 2:1 to form a woven fabric. The structure of the woven fabric was shown in Fig. 2.

[0042] With reference to Fig. 2, the woven fabric 1B was composed of the HH-TPE yarn 2 and the LH-TPE yarn 3. The warp was composed of the HH-TPE yarn 2 and the LH-TPE yarn 3 at a ratio of 2:1, and the weft was composed of the HH-TPE yarn 2 and the LH-TPE yarn 3 at a ratio of 2:1. That is, two HH-TPE yarns 2 and one LH-TPE yarn 3 were arranged repeatedly in both lateral direction and vertical direction.

[0043] Subsequently, the woven fabric 1 B was preheated and hot-pressed as described in Example 1 to form a reinforced composite fabric of Example 2.

Example 3

[0044] A HH-TPE polymer used in the instant example was thermoplastic polyether ester elastomer (TPEE), which had a soft segment and a hard segment at a ratio of 37:63. The soft segment was constructed by aliphatic polyester and the hard segment was constructed by aromatic crystal polyester. The HH-TPE polymer having a shore hardness of 72D and a melting point of 220°C was melt spun to prepare a HH-TPE yarn (150D/72F).

[0045] A LH-TPE polymer used in the instant example was TPEE, which had a soft segment and a hard segment at a ratio of 62:38. The soft segment was constructed by aliphatic polyester and the hard segment was constructed by aromatic crystal polyester. The LH-TPE polymer having a shore hardness of 30D and a melting point of 150°C was melt spun to prepare a LH-TPE yarn (150D/72F).

[0046] The HH-TPE yarn and the LH-TPE yarn were crossed upon each other at a ratio of 1:1 to form a woven fabric similarly as Example 1. Subsequently, the woven fabric was preheated and hot-pressed as described in Example 1 to form a reinforced composite fabric of Example 3. Differently, the preheating temperature to the woven fabric was 150°C and the hot-pressing temperature to the woven fabric was 170°C.

Example 4

[0047] A HH-TPE polymer used in the instant example was thermoplastic olefinic elastomer (TPO), which had a soft segment and a hard segment at a ratio of 35:65. The soft segment was constructed by ethylene propylene diene monomer (EPDM) and the hard segment was constructed by polypropylene (PP). The HH-TPE polymer having a shore hardness of 75D and a melting point of 160°C was melt spun to prepare a HH-TPE yarn (150D/72F).

[0048] A LH-TPE polymer used in the instant example was TPO, which had a soft segment and a hard segment at a ratio of 68:32. The soft segment was constructed by EPDM and the hard segment was constructed by PP. The LH-TPE polymer having a shore hardness of 56A and a melting point of 70°C was melt spun to prepare a LH-TPE yarn (150D/72F).

[0049] The HH-TPE yarn and the LH-TPE yarn were crossed upon each other at a ratio of 1:1 to form a woven fabric similarly as in Example 1. The woven fabric was preheated and hot-pressed as described in Example 1 to form a reinforced composite fabric of Example 4. Differently, the preheating temperature to the woven fabric was 70°C and the hot-pressing temperature to the woven fabric was 100°C.

Example 5

[0050] A HH-TPE polymer used in the instant example similarly as in Example 1 was melt spun to prepare a HH-TPE fiber (75D/36F). The HH-TPE fiber and a polyethylene terephthalate (PET) fiber (75D/36F) were twisted to form a HH-TPE yarn (150D/72F).

[0051] A LH-TPE polymer similarly as in Example 1 was melt spun to prepare a LH-TPE yarn (150D/72F).

[0052] The HH-TPE yarn and the LH-TPE yarn were crossed upon each other at a ratio of 1:1 to form a woven fabric similarly as in Example 1. Subsequently, the woven fabric was preheated and hot-pressed as described in Example 1 to form a reinforced composite fabric of Example 5.

Example 6

[0053] A HH-TPE yarn (150D/72F) and a LH-TPE yarn (150D/72F) used in the instant example were similar to those in Example 1. Differently, the HH-TPE yarn and the LH-TPE yarn were knitted at a ratio of 1:1 to form a knitted fabric. Subsequently, the knitted fabric was preheated and hot-pressed as described in Example 1 to form a reinforced composite fabric of Example 6.

Example 7

[0054] A HH-TPE yarn (150D/72F) and a LH-TPE yarn (150D/72F) used in the instant example were similar to those in Example 5. Differently, the HH-TPE yarn and the LH-TPE yarn were knitted at a ratio of 1:1 to form a knitted fabric. Subsequently, the knitted fabric was preheated and hot-pressed as described in Example 5 to form a reinforced composite fabric of Example 7.

Example 8

[0055] A HH-TPE yarn (150D/72F) used in the instant example was similar to that in Example 1. A LH-TPE yarn (150D/72F) used in the instant example was similar to that in Example 4. Besides, the HH-TPE yarn and the LH-TPE yarn were crossed upon each other at a ratio of 1:1 to form a woven fabric.

[0056] Subsequently, the woven fabric was preheated and hot-pressed as described in Example 4 to form a reinforced composite fabric of Example 8.

Comparative Example 1

[0057] A HH-TPE polymer used in the instant comparative example similarly as in Example 1 was melt spun to prepare two identical HH-TPE yarns (150D/72F). The two HH-TPE yarns were crossed upon each other to form a woven fabric similarly as in Example 1.

[0058] Subsequently, the woven fabric was preheated and hot-pressed as described in Example 1.

[0059] After hot-pressing the woven fabric, an appearance of the hot-pressed woven fabric was unchanged.

Comparative Example 2

[0060] A woven fabric used in the instant comparative example was similar to that in Comparative Example 1.

[0061] Subsequently, the woven fabric was preheated and hot-pressed as described in Example 1. Differently, the preheating temperature to the woven fabric was 190°C and the hot-pressing temperature to the woven fabric was 230°C.

[0062] After hot-pressing the woven fabric, the two HH-TPE yarns were melted and formed into a piece of TPU polymer film. The piece of TPU polymer no longer had a texture of the woven fabric.

Test Example

[0063] In order to clarify the differences among Examples 1 to 8, the properties of the HH-TPE polymers and the properties of the LH-TPE polymers were listed in Table 1.

[0064] To measure the mechanical properties of the reinforced composite fabric, the tensile strength of the fabric and the tensile strength of the reinforced composite fabric were measured according to ASTM-D142 specified by American Society for Testing and Materials (ASTM). Also, the impact strength of the fabric and the impact strength of the reinforced composite fabric were measured according to ASTM-D256 specified by ASTM.

[0065] To clarify the differences among Examples and Comparative Examples, the operating conditions and the properties of the reinforced composite fabrics in Examples 1 to 8 and in Comparative Example 1 were listed in Table 2.

Table 1: the type of the HH-TPE polymers, the ratios of the soft segment to the hard segment (abbreviated as SS:HS) of the HH-TPE polymers, the shore hardness of the HH-TPE polymers, and the melting points of the HH-TPE polymers in Examples 1 to 8 (abbreviated as E1 to E8) and the type of the LH-TPE polymers, the SS:HS ratios of the LH-TPE polymers, the shore hardness of the LH-TPE polymers, and the melting points (°C) of the LH-TPE polymers in Examples 1 to 8 (abbreviated as E1 to E8).

	HH-TPE polymer				LH-TPE polymer			
	Type	SS:HS	Hardness	Melting point	Type	SS:HS	Hardness	Melting point
E1	TPU	44 : 56	95A	190	TPU	65 : 35	80A	100
E2	TPU	44 : 56	95A	190	TPU	65 : 35	80A	100
E3	TPEE	37 : 63	72D	220	TPEE	62 : 38	30D	150
E4	TPO	35 : 65	75D	160	TPO	68 : 32	56A	70
E5	TPU	44 : 56	95A	190	TPU	65 : 35	80A	100
E6	TPU	44 : 56	95A	190	TPU	65 : 35	80A	100
E7	TPU	44 : 56	95A	190	TPU	65 : 35	80A	100
E8	TPU	44 : 56	95A	190	TPO	68 : 32	56A	70

Table 2: the ratios of the HH-TPE yarn to the LH-TPE yarn (abbreviated as HH-yarn:LH-yarn) of the fabrics, the preheating temperatures (°C) to the fabrics, the hot-pressing temperatures (°C) to the fabrics, tensile strengths (kgf/cm²) of the fabrics, tensile strengths (kgf/cm²) of the reinforced composite fabrics, impact strengths (J/m) of the fabrics, and impact strengths (J/m) of the reinforced composite fabrics in Examples 1 to 8 and Comparative Example 1 (abbreviated as E1 to E8 and C1).

	HH-yarn: LH-yarn	Preheating temperature	Hot-pressing temperature	Tensile strength		Impact strength	
				Fabric	Reinforced composite fabric	Fabric	Reinforced composite fabric
E1	1 : 1	100	110	253	651	43	871
E2	2 : 1	100	110	350	453	69	556
E3	1 : 1	150	170	169	436	32	583
E4	1 : 1	70	100	106	243	83	638
E5	1 : 1	100	110	384	531	33	287
E6	1 : 1	100	110	131	374	24	418
E7	1 : 1	100	110	198	261	30	148
E8	1 : 1	70	100	183	347	63	323
C1	1 : 1	100	110	286	281	62	61

[0066] With reference to Table 1, the HH-/LH-TPE yarns can be prepared by the HH-/LH-TPE polymers with different hardness or different melting points by controlling the SS:HS ratios of the HH-/LH-TPE polymers.

[0067] With reference to Table 2, the tensile strengths and the impact strengths of the reinforced composite fabrics in Examples 1 to 8 were higher than those of the fabrics in Examples 1 to 8. Therefore, the present invention could prepare the reinforced composite fabrics with higher tensile strength and higher impact strength.

[0068] In order to enhance the affinities between the HH-TPE yarn and the LH-TPE yarn, the HH-TPE polymer and the LH-TPE polymer were classified as identical thermoplastic elastomeric polymer in Examples 1 to 7.

[0069] With reference to Table 1, the LH-TPE polymer and the HH-TPE polymer in Examples 1, 2, 5, and 8 were TPU. When the SS:HS ratios of the LH-TPE polymer ranged from 56:44 to 70:30, the shore hardness of the LH-TPE yarn ranged from 10A to 90A and the melting points of the LH-TPE yarn ranged from 50°C to 150°C. When the SS:HS ratios of the HH-TPE polymer ranged from 30:70 to 50:50, the shore hardness of the HH-TPE yarn ranged from 95A to 90D

and the melting points of the HH-TPE yarn ranged from 170°C to 300°C.

[0070] With reference to Table 1, the LH-TPE polymer and the HH-TPE polymer in Example 3 were TPEE. When the SS:HS ratio of the LH-TPE polymer ranged from 52:48 to 75:25, the shore hardness of the LH-TPE yarn ranged from 30D to 60D and the melting point of the LH-TPE yarn ranged from 100°C to 180°C. When the SS:HS ratio of the HH-TPE polymer ranged from 30:70 to 40:60, the shore hardness of the HH-TPE yarn ranged from 65D to 80D and the melting points of the HH-TPE yarn ranged from 185°C to 280°C.

[0071] With reference to Table 1, the LH-TPE polymer and the HH-TPE polymer in Examples 4 and 8 were TPO. When the SS:HS ratios of the LH-TPE polymer ranged from 55:45 to 75:25, the shore hardness of the LH-TPE yarn ranged from 30A to 60A and the melting point of the LH-TPE yarn ranged from 50°C to 80°C. When the SS:HS ratios of the HH-TPE polymer ranged from 30:70 to 40:60, the shore hardness of the HH-TPE yarn ranged from 65A to 90A and the melting point of the HH-TPE yarn ranged from 100°C to 180°C.

[0072] With reference to Table 2, by using identical type of the LH-TPE polymer and the HH-TPE polymer, the tensile strengths and the impact strengths of the reinforced composite fabrics in Examples 1 to 7 were enhanced after hot-pressing.

[0073] Comparing Examples 1 with 8, the HH-TPE polymers in Examples 1 and 8 were both TPU. Differently, the LH-TPE polymer in Example 1 was TPU but the LH-TPE polymer in Example 8 was TPO. With reference to Table 2, the tensile strength and the impact strength of the reinforced composite fabric in Example 1 were higher than those in Example 8 due to the higher affinity between the HH-TPE yarn and the LH-TPE yarn.

[0074] Comparing Examples 4 with 8, the LH-TPE polymers in Examples 4 and 8 were both TPO. Differently, the HH-TPE polymer in Example 4 was TPO but the HH-TPE polymer in Example 8 was TPU. With reference to Table 2, due to the tensile reinforcement of the TPU, the tensile strength of the reinforced composite fabric in Example 8 was higher than that in Example 4. In addition, due to the higher affinity between the HH-TPE yarn and the LH-TPE yarn, the impact strength of the reinforced composite fabric in Example 4 was higher than that in Example 8. Therefore, the reinforced composite fabric prepared by various types of HH-TPE polymers or by various types of LH-TPE polymers would have different characteristics of mechanical strengths.

[0075] Further, other kinds of fiber could be included in the HH-TPE yarn or the LH-TPE yarn hence to form the reinforced composite fabric with different characteristics. With reference to Table 2, the PET fiber and the TPU fiber were twisted to form the HH-TPE yarn in Examples 5 and 7. The tensile strengths and the impact strengths of the reinforced composite fabrics in Examples 5 and 7 were increased. The tensile strength of the reinforced composite fabric in Example 5 was 531 kgf/cm²; the impact strength of the reinforced composite fabric in Example 5 was 287 J/m. The tensile strength of the reinforced composite fabric in Example 7 was 267 kgf/cm²; the impact strength of the reinforced composite fabric in Example 7 was 148 J/m.

[0076] Comparing Examples 1 to 5 with Examples 6 and 7, the fabrics in Examples 1 to 5 were woven fabrics and the fabrics in Examples 6 and 7 were knitted fabrics. With reference to Table 2, no matter what fabrics were made, the tensile strengths and the impact strengths of the reinforced composite fabrics were increased after hot-pressing. Therefore, various types of fabrics were suitable for use in the method for preparing the reinforced composite fabric.

[0077] To compare the woven fabrics with knitted fabrics, a first group (Examples 1 and 6) and a second group (Examples 5 and 7) were respectively prepared similarly. That is, the difference between the first group and the second group was only the types of the fabrics. With reference to Table 2, the tensile strength and the impact strength of the reinforced composite fabric made by woven fabrics (Examples 1 and 5) were higher than those of the reinforced composite fabric made by knitted fabrics (Examples 6 and 7).

[0078] Comparing Example 1 with Comparative Example 1, the woven fabric in Comparative Example 1 was woven by two identical HH-TPE yarns. After preheating and hot-pressing the woven fabric, the woven fabric did not form the reinforced composite fabric. With reference to Table 2, the tensile strength and the impact strength of the reinforced composite fabric in Comparative Example 1 did not increase obviously.

[0079] Comparing Example 1 with Comparative Example 2, the woven fabric in Comparative Example 2 was woven by two identical HH-TPE yarns and the hot-pressing temperature was not higher than or equal to the melting point of the HH-TPE yarn. From the result, the woven fabric in the Comparative Example 2 not only could not form the reinforced composite fabric but also would lose the texture of the fabric. Therefore, using the HH-TPE yarn and the LH-TPE yarn and controlling the hot-pressing temperature to the fabrics in a specific range are important features to prepare the reinforced composite fabrics.

Claims

1. A method for preparing a reinforced composite fabric, **characterized in that** the method comprises steps of:

forming a high-hardness thermoplastic elastomeric yarn (2) and a low-hardness thermoplastic elastomeric yarn

(3) into a fabric by weaving; a melting point of the low-hardness thermoplastic elastomeric yarn (3) ranging from 50°C to 150°C;

hot-pressing the fabric under a hot-pressing temperature and a hot-pressing pressure to form the reinforced composite fabric; the hot-pressing temperature being higher than or equal to the melting point of the low-hardness thermoplastic elastomeric yarn (3), and lower than a melting point of the high-hardness thermoplastic elastomeric yarn (2).

2. The method for preparing the reinforced composite fabric as claimed in claim 1, wherein the hot-pressing temperature is higher than the melting point of the low-hardness thermoplastic elastomeric yarn (3) by 10°C to 50°C.

3. The method for preparing the reinforced composite fabric as claimed in claim 1, wherein the melting point of the high-hardness thermoplastic elastomeric yarn (2) is from 150°C to 300°C.

4. The method for preparing the reinforced composite fabric as claimed in claim 1, wherein a shore hardness of the low-hardness thermoplastic elastomeric yarn (3) is from 10A to 90A and a shore hardness of the high-hardness thermoplastic elastomeric yarn (2) is from 95A to 90D.

5. The method for preparing the reinforced composite fabric as claimed in claim 1, wherein the method comprises twisting a high-hardness thermoplastic elastomeric fiber and a reinforcing fiber into the high-hardness thermoplastic elastomeric yarn (2).

6. The method for preparing the reinforced composite fabric as claimed in claim 5, wherein the reinforcing fiber includes a carbon fiber, a glass fiber, a Kevlar fiber, or a Dyneema fiber; a percentage of the reinforcing fiber ranges from 10 wt% to 90 wt% based on the overall weight of the high-hardness thermoplastic elastomeric yarn (2).

7. The method for preparing the reinforced composite fabric as claimed in claim 1, wherein the method comprises:

melt spinning a high-hardness thermoplastic elastomeric polymer into the high-hardness thermoplastic elastomeric yarn (2); and

melt spinning a low-hardness thermoplastic elastomeric polymer into the low-hardness thermoplastic elastomeric yarn (3); wherein

the high-hardness thermoplastic elastomeric polymer and the low-hardness thermoplastic elastomeric polymer independently are thermoplastic rubber elastomer, thermoplastic polyurethane elastomer, styrene-based thermoplastic elastomer, thermoplastic olefinic elastomer, thermoplastic vulcanizate elastomer, thermoplastic ester elastomer, or thermoplastic polyamide elastomer.

8. The method for preparing the reinforced composite fabric as claimed in claim 2, wherein the method comprises:

melt-spinning a high-hardness thermoplastic elastomeric polymer into the high-hardness thermoplastic elastomeric yarn (2); and

melt-spinning a low-hardness thermoplastic elastomeric polymer into the low-hardness thermoplastic elastomeric yarn (3); wherein

the high-hardness thermoplastic elastomeric polymer and the low-hardness thermoplastic elastomeric polymer independently are thermoplastic rubber elastomer, thermoplastic polyurethane elastomer, styrene-based thermoplastic elastomer, thermoplastic olefinic elastomer, thermoplastic vulcanizate elastomer, thermoplastic ester elastomer, or thermoplastic polyamide elastomer.

9. The method for preparing the reinforced composite fabric as claimed in claim 3, wherein the method comprises:

melt-spinning a high-hardness thermoplastic elastomeric polymer into the high-hardness thermoplastic elastomeric yarn (2); and

melt-spinning a low-hardness thermoplastic elastomeric polymer into the low-hardness thermoplastic elastomeric yarn (3); wherein

the high-hardness thermoplastic elastomeric polymer and the low-hardness thermoplastic elastomeric polymer independently are thermoplastic rubber elastomer, thermoplastic polyurethane elastomer, styrene-based thermoplastic elastomer, thermoplastic olefinic elastomer, thermoplastic vulcanizate elastomer, thermoplastic ester elastomer, or thermoplastic polyamide elastomer.

10. The method for preparing the reinforced composite fabric as claimed in claim 4, wherein the method comprises:

melt-spinning a high-hardness thermoplastic elastomeric polymer into the high-hardness thermoplastic elastomeric yarn (2); and
 melt-spinning a low-hardness thermoplastic elastomeric polymer into the low-hardness thermoplastic elastomeric yarn (3); wherein
 the high-hardness thermoplastic elastomeric polymer and the low-hardness thermoplastic elastomeric polymer independently are thermoplastic rubber elastomer, thermoplastic polyurethane elastomer, styrene-based thermoplastic elastomer, thermoplastic olefinic elastomer, thermoplastic vulcanizate elastomer, thermoplastic ester elastomer, or thermoplastic polyamide elastomer.

11. The method for preparing the reinforced composite fabric as claimed in claim 7, wherein the high-hardness thermoplastic elastomeric polymer and the low-hardness thermoplastic elastomeric polymer are classified as identical thermoplastic elastomeric polymer.

12. The method for preparing the reinforced composite fabric as claimed in claim 7, wherein the high-hardness thermoplastic elastomeric polymer and the low-hardness thermoplastic elastomeric polymer each respectively have a soft segment and a hard segment; a ratio of the soft segment to the hard segment of the high-hardness thermoplastic elastomeric polymer ranges from 25:75 to 50:50; a ratio of the soft segment to the hard segment of the low-hardness thermoplastic elastomeric polymer ranges from 51:49 to 80:20.

13. The method for preparing the reinforced composite fabric as claimed in claim 7, wherein the high-hardness thermoplastic elastomeric polymer and the low-hardness thermoplastic elastomeric polymer are both classified as thermoplastic polyurethane elastomer; the high-hardness thermoplastic elastomeric polymer and the low-hardness thermoplastic elastomeric polymer each respectively have a soft segment and a hard segment; a ratio of the soft segment to the hard segment of the high-hardness thermoplastic elastomeric polymer ranges from 30:70 to 50:50; a ratio of the soft segment to the hard segment of the low-hardness thermoplastic elastomeric polymer ranges from 56:44 to 70:30.

14. The method for preparing the reinforced composite fabric as claimed in claim 7, wherein the high-hardness thermoplastic elastomeric polymer and the low-hardness thermoplastic elastomeric polymer are both classified as thermoplastic polyether ester elastomer; the high-hardness thermoplastic elastomeric polymer and the low-hardness thermoplastic elastomeric polymer each respectively have a soft segment and a hard segment; a ratio of the soft segment to the hard segment of the high-hardness thermoplastic elastomeric polymer ranges from 30:70 to 40:60; a ratio of the soft segment to the hard segment of the low-hardness thermoplastic elastomeric polymer ranges from 52:48 to 75:25.

15. The method for preparing the reinforced composite fabric as claimed in claim 7, wherein the high-hardness thermoplastic elastomeric polymer and the low-hardness thermoplastic elastomeric polymer are both classified as thermoplastic olefinic elastomer; the high-hardness thermoplastic elastomeric polymer and the low-hardness thermoplastic elastomeric polymer each respectively have a soft segment and a hard segment; a ratio of the soft segment to the hard segment of the high-hardness thermoplastic elastomeric polymer ranges from 30:70 to 40:60; a ratio of the soft segment to the hard segment of the low-hardness thermoplastic elastomeric polymer ranges from 55:45 to 75:25.

16. The method for preparing the reinforced composite fabric as claimed in claim 1, wherein the step of forming a high-hardness thermoplastic elastomeric yarn (2) and a low-hardness thermoplastic elastomeric yarn (3) into a fabric by weaving further comprises twisting the high-hardness thermoplastic elastomeric yarn (2) and the low-hardness thermoplastic elastomeric yarn (3) into multiple complex yarns and weaving the multiple complex yarns into the fabric; each of the complex yarns comprises foresaid high-hardness thermoplastic elastomeric yarn (2) and low-hardness thermoplastic elastomeric yarn (3) twisted together.

17. A reinforced composite fabric, **characterized in that** the reinforced composite fabric comprises:

a high-hardness thermoplastic elastomeric yarn (2) and a low-hardness thermoplastic elastomeric yarn (3); a part of a surface of the low-hardness thermoplastic elastomeric yarn (3) being melted and attached on a surface of the high-hardness thermoplastic elastomeric yarn (2).

18. The reinforced composite fabric as claimed in claim 17, wherein the reinforced composite fabric is made by the method of claim 1.

19. The reinforced composite fabric as claimed in claim 17, wherein the reinforced composite fabric is made by the method of claim 5.

20. The reinforced composite fabric as claimed in claim 17, wherein the reinforced composite fabric is made by the method of claim 16.

Amended claims in accordance with Rule 137(2) EPC.

1. A method for preparing a reinforced composite fabric, **characterized in that** the method comprises steps of:

forming a high-hardness thermoplastic elastomeric yarn (2) and a low-hardness thermoplastic elastomeric yarn (3) into a fabric by weaving; a melting point of the low-hardness thermoplastic elastomeric yarn (3) ranging from 50°C to 150°C; a shore hardness of the low-hardness thermoplastic elastomeric yarn (3) ranging from 10A to 90A and a shore hardness of the high-hardness thermoplastic elastomeric yarn (2) ranging from 95A to 90D; hot-pressing the fabric under a hot-pressing temperature and a hot-pressing pressure to form the reinforced composite fabric; the hot-pressing temperature being higher than or equal to the melting point of the low-hardness thermoplastic elastomeric yarn (3), and lower than a melting point of the high-hardness thermoplastic elastomeric yarn (2).

2. The method for preparing the reinforced composite fabric as claimed in claim 1, wherein the hot-pressing temperature is higher than the melting point of the low-hardness thermoplastic elastomeric yarn (3) by 10°C to 50°C.

3. The method for preparing the reinforced composite fabric as claimed in claim 1, wherein the melting point of the high-hardness thermoplastic elastomeric yarn (2) is from 150°C to 300°C.

4. The method for preparing the reinforced composite fabric as claimed in claim 1, wherein the method comprises twisting a high-hardness thermoplastic elastomeric fiber and a reinforcing fiber into the high-hardness thermoplastic elastomeric yarn (2).

5. The method for preparing the reinforced composite fabric as claimed in claim 4, wherein the reinforcing fiber includes a carbon fiber, a glass fiber, a Kevlar fiber, or a Dyneema fiber; a percentage of the reinforcing fiber ranges from 10 wt% to 90 wt% based on the overall weight of the high-hardness thermoplastic elastomeric yarn (2).

6. The method for preparing the reinforced composite fabric as claimed in claim 1, wherein the method comprises:

melt spinning a high-hardness thermoplastic elastomeric polymer into the high-hardness thermoplastic elastomeric yarn (2); and
melt spinning a low-hardness thermoplastic elastomeric polymer into the low-hardness thermoplastic elastomeric yarn (3); wherein
the high-hardness thermoplastic elastomeric polymer and the low-hardness thermoplastic elastomeric polymer independently are thermoplastic rubber elastomer, thermoplastic polyurethane elastomer, styrene-based thermoplastic elastomer, thermoplastic olefinic elastomer, thermoplastic vulcanizate elastomer, thermoplastic ester elastomer, or thermoplastic polyamide elastomer.

7. The method for preparing the reinforced composite fabric as claimed in claim 2, wherein the method comprises:

melt-spinning a high-hardness thermoplastic elastomeric polymer into the high-hardness thermoplastic elastomeric yarn (2); and
melt-spinning a low-hardness thermoplastic elastomeric polymer into the low-hardness thermoplastic elastomeric yarn (3); wherein
the high-hardness thermoplastic elastomeric polymer and the low-hardness thermoplastic elastomeric polymer independently are thermoplastic rubber elastomer, thermoplastic polyurethane elastomer, styrene-based thermoplastic elastomer, thermoplastic olefinic elastomer, thermoplastic vulcanizate elastomer, thermoplastic ester elastomer, or thermoplastic polyamide elastomer.

8. The method for preparing the reinforced composite fabric as claimed in claim 3, wherein the method comprises:

melt-spinning a high-hardness thermoplastic elastomeric polymer into the high-hardness thermoplastic elastomeric yarn (2); and
 melt-spinning a low-hardness thermoplastic elastomeric polymer into the low-hardness thermoplastic elastomeric yarn (3); wherein
 the high-hardness thermoplastic elastomeric polymer and the low-hardness thermoplastic elastomeric polymer independently are thermoplastic rubber elastomer, thermoplastic polyurethane elastomer, styrene-based thermoplastic elastomer, thermoplastic olefinic elastomer, thermoplastic vulcanizate elastomer, thermoplastic ester elastomer, or thermoplastic polyamide elastomer.

9. The method for preparing the reinforced composite fabric as claimed in claim 6, wherein the high-hardness thermoplastic elastomeric polymer and the low-hardness thermoplastic elastomeric polymer are classified as identical thermoplastic elastomeric polymer.

10. The method for preparing the reinforced composite fabric as claimed in claim 6, wherein the high-hardness thermoplastic elastomeric polymer and the low-hardness thermoplastic elastomeric polymer each respectively have a soft segment and a hard segment; a ratio of the soft segment to the hard segment of the high-hardness thermoplastic elastomeric polymer ranges from 25:75 to 50:50; a ratio of the soft segment to the hard segment of the low-hardness thermoplastic elastomeric polymer ranges from 51:49 to 80:20.

11. The method for preparing the reinforced composite fabric as claimed in claim 6, wherein the high-hardness thermoplastic elastomeric polymer and the low-hardness thermoplastic elastomeric polymer are both classified as thermoplastic polyurethane elastomer; the high-hardness thermoplastic elastomeric polymer and the low-hardness thermoplastic elastomeric polymer each respectively have a soft segment and a hard segment; a ratio of the soft segment to the hard segment of the high-hardness thermoplastic elastomeric polymer ranges from 30:70 to 50:50; a ratio of the soft segment to the hard segment of the low-hardness thermoplastic elastomeric polymer ranges from 56:44 to 70:30.

12. The method for preparing the reinforced composite fabric as claimed in claim 6, wherein the high-hardness thermoplastic elastomeric polymer and the low-hardness thermoplastic elastomeric polymer are both classified as thermoplastic polyether ester elastomer; the high-hardness thermoplastic elastomeric polymer and the low-hardness thermoplastic elastomeric polymer each respectively have a soft segment and a hard segment; a ratio of the soft segment to the hard segment of the high-hardness thermoplastic elastomeric polymer ranges from 30:70 to 40:60; a ratio of the soft segment to the hard segment of the low-hardness thermoplastic elastomeric polymer ranges from 52:48 to 75:25.

13. The method for preparing the reinforced composite fabric as claimed in claim 6, wherein the high-hardness thermoplastic elastomeric polymer and the low-hardness thermoplastic elastomeric polymer are both classified as thermoplastic olefinic elastomer; the high-hardness thermoplastic elastomeric polymer and the low-hardness thermoplastic elastomeric polymer each respectively have a soft segment and a hard segment; a ratio of the soft segment to the hard segment of the high-hardness thermoplastic elastomeric polymer ranges from 30:70 to 40:60; a ratio of the soft segment to the hard segment of the low-hardness thermoplastic elastomeric polymer ranges from 55:45 to 75:25.

14. The method for preparing the reinforced composite fabric as claimed in claim 1, wherein the step of forming a high-hardness thermoplastic elastomeric yarn (2) and a low-hardness thermoplastic elastomeric yarn (3) into a fabric by weaving further comprises twisting the high-hardness thermoplastic elastomeric yarn (2) and the low-hardness thermoplastic elastomeric yarn (3) into multiple complex yarns and weaving the multiple complex yarns into the fabric; each of the complex yarns comprises foresaid high-hardness thermoplastic elastomeric yarn (2) and low-hardness thermoplastic elastomeric yarn (3) twisted together.

15. A reinforced composite fabric, **characterized in that** the reinforced composite fabric comprises:

a high-hardness thermoplastic elastomeric yarn (2) and a low-hardness thermoplastic elastomeric yarn (3); a part of a surface of the low-hardness thermoplastic elastomeric yarn (3) being melted and attached on a surface of the high-hardness thermoplastic elastomeric yarn (2); a shore hardness of the low-hardness thermoplastic elastomeric yarn (3) ranging from 10A to 90A and a shore hardness of the high-hardness thermoplastic elastomeric yarn (2) ranging from 10A to 90A.

tomeric yarn (2) ranging from 95A to 90D.

16. The reinforced composite fabric as claimed in claim 15, wherein the reinforced composite fabric is made by the method of claim 1.

17. The reinforced composite fabric as claimed in claim 15, wherein the reinforced composite fabric is made by the method of claim 4.

18. The reinforced composite fabric as claimed in claim 15, wherein the reinforced composite fabric is made by the method of claim 14.

15

20

25

30

35

40

45

50

55

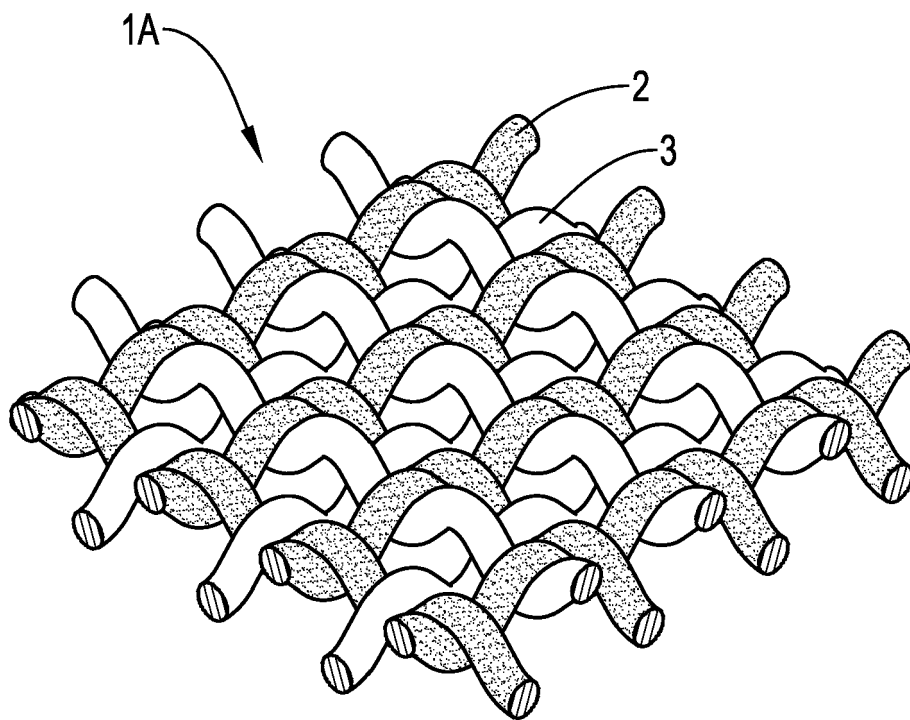


FIG.1

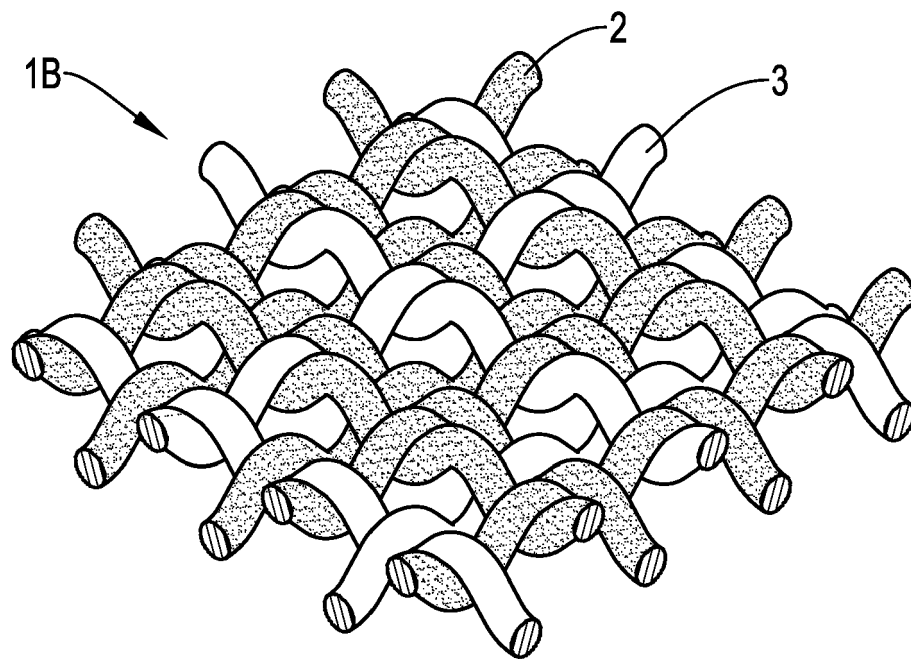


FIG.2



EUROPEAN SEARCH REPORT

Application Number
EP 17 15 2774

5

10

15

20

25

30

35

40

45

50

55

DOCUMENTS CONSIDERED TO BE RELEVANT			
Category	Citation of document with indication, where appropriate, of relevant passages	Relevant to claim	CLASSIFICATION OF THE APPLICATION (IPC)
A	EP 0 768 406 A1 (HOECHST TREVIRA GMBH & CO KG [DE]) 16 April 1997 (1997-04-16) * page 3, line 58 - page 5, line 2 * * page 7, line 1 - page 8, line 11 * -----	1-20	INV. D03D1/00 D03D15/00
A	JP H04 146235 A (TEIJIN LTD) 20 May 1992 (1992-05-20) * abstract; examples 1, 2 * -----	1-20	
A	EP 0 101 305 A2 (DU PONT [US]) 22 February 1984 (1984-02-22) * examples 1, 2 * -----	1-20	
			TECHNICAL FIELDS SEARCHED (IPC)
			D03D
The present search report has been drawn up for all claims			
Place of search Munich		Date of completion of the search 13 July 2017	Examiner Hausding, Jan
CATEGORY OF CITED DOCUMENTS X : particularly relevant if taken alone Y : particularly relevant if combined with another document of the same category A : technological background O : non-written disclosure P : intermediate document T : theory or principle underlying the invention E : earlier patent document, but published on, or after the filing date D : document cited in the application L : document cited for other reasons & : member of the same patent family, corresponding document			

 1
EPO FORM 1503 03/82 (P04C01)

**ANNEX TO THE EUROPEAN SEARCH REPORT
ON EUROPEAN PATENT APPLICATION NO.**

EP 17 15 2774

5

This annex lists the patent family members relating to the patent documents cited in the above-mentioned European search report.
The members are as contained in the European Patent Office EDP file on
The European Patent Office is in no way liable for these particulars which are merely given for the purpose of information.

13-07-2017

10

Patent document cited in search report	Publication date	Patent family member(s)	Publication date
EP 0768406 A1	16-04-1997	DE 19537703 A1	17-04-1997
		EP 0768406 A1	16-04-1997

JP H04146235 A	20-05-1992	NONE	

EP 0101305 A2	22-02-1984	BR 8304290 A	20-03-1984
		CA 1229027 A	10-11-1987
		DE 3375170 D1	11-02-1988
		EP 0101305 A2	22-02-1984
		ES 8600431 A1	01-01-1986

15

20

25

30

35

40

45

50

55

EPO FORM P0459

For more details about this annex : see Official Journal of the European Patent Office, No. 12/82